

# DISTRIBUTED MULTICHANNEL ACTIVE NOISE CONTROL WITH ASYNCHRONOUS COMMUNICATION

Junwei Ji<sup>1</sup>, Dongyuan Shi<sup>2</sup>, Boxiang Wang<sup>1</sup>, Ziyi Yang<sup>1</sup>, Haowen Li<sup>1</sup>, Woon-Seng Gan<sup>1</sup>

<sup>1</sup>School of Electrical and Electronic Engineering, Nanyang Technological University, Singapore

<sup>2</sup>School of Marine Science and Technology, Northwestern Polytechnical University, Xi'an, China  
Email: JUNWEI002@e.ntu.edu.sg

## ABSTRACT

Distributed multichannel active noise control (DMCANC) offers effective noise reduction across large spatial areas by distributing the computational load of centralized control to multiple low-cost nodes. Conventional DMCANC methods, however, typically assume synchronous communication and require frequent data exchange, resulting in high communication overhead. To enhance efficiency and adaptability, this work proposes an asynchronous communication strategy where each node executes a weight-constrained filtered-x LMS (WCFxLMS) algorithm and independently requests communication only when its local noise reduction performance degrades. Upon request, other nodes transmit the weight difference between their local control filter and the center point in WCFxLMS, which are then integrated to update both the control filter and the center point. This design enables nodes to operate asynchronously while preserving cooperative behavior. Simulation results demonstrate that the proposed asynchronous communication DMCANC (ACDMCANC) system maintains effective noise reduction with significantly reduced communication load, offering improved scalability for heterogeneous networks.

**Index Terms**— Distributed Multichannel Active Noise Control, Weight-constrained Filtered Reference Least Mean Squares, Asynchronous Communication

## 1. INTRODUCTION

Noise control has attracted increasing attention in recent years, as prolonged exposure to excessive noise poses risks to both physical and mental health. Among various approaches, active noise control (ANC) is particularly effective for attenuating low-frequency noise by generating an anti-noise signal with the same amplitude but opposite phase [1]. To cope with diverse noise types and dynamic acoustic environments, the filtered reference least mean squares (FxLMS) algorithm has become one of the most widely adopted solutions in ANC systems [2]. A wide range of FxLMS modifications have been developed to mitigate challenges encountered in real-world implementations [3, 4, 5, 6, 7]. More recently, advances in artificial intelligence (AI) have spurred the design of deep-learning-driven ANC algorithms [8, 9, 10], which provide promising avenues for achieving greater robustness and adaptability in complex acoustic conditions [11, 12, 13, 14].

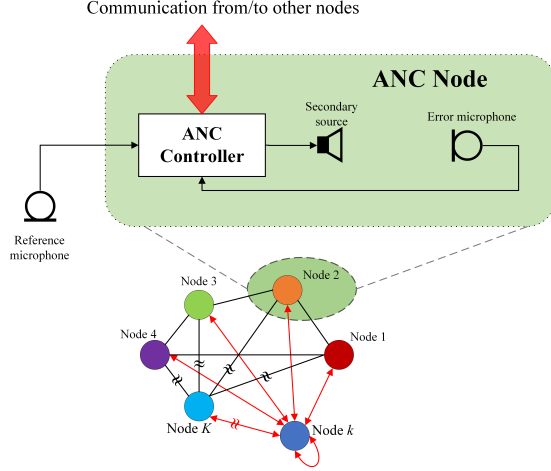
Multichannel active noise control (MCANC) systems, which employ multiple secondary sources and error sensors, have attracted considerable attention for their ability to achieve global noise reduction over large spatial regions. A commonly adopted approach is the

centralized strategy, in which a single processor handles all inputs and outputs while updating the control filters. Although effective, this method imposes a heavy computational burden, challenging the processor's capacity and significantly increasing implementation costs [15]. In contrast, the decentralized strategy distributes the computation across multiple low-cost controllers, thereby reducing the load on any individual processor. However, this approach often suffers from instability issues arising from mutual acoustic crosstalk effect [16]. To overcome these limitations, distributed control strategies have been increasingly explored, which aim to balance computational efficiency with system stability [17, 18].

The distributed multichannel ANC (DMCANC) system comprises multiple ANC nodes, each running a single-channel ANC algorithm while exchanging key information to achieve global noise reduction. The diffusion FxLMS (DFxLMS) algorithm was developed to support such systems by employing topology-based combination rules for data fusion [19, 20]. However, DFxLMS essentially performs spatial smoothing [21], which limits its effectiveness in handling asymmetric acoustic paths. To address this issue, the augmented DFxLMS (ADFxLMS) algorithm was proposed [22], followed by a bidirectional communication strategy aimed at reducing communication overhead [23]. More recently, the auto shrink step size mixed gradient FxLMS (ASSS-MGDFxLMS) algorithm incorporated compensation filters to mitigate crosstalk and address communication latency [24]. Nevertheless, most existing approaches assume data exchange at every sampling point, overlooking hardware limitations that prevent communication frequencies from matching ANC system sampling rates. In practice, communication issues significantly affect performance, revealing a gap between theoretical developments and real-world implementation [25].

Therefore, we propose an asynchronous communication DMCANC (ACDMCANC) system. In this framework, each ANC node executes the weight-constrained FxLMS (WCFxLMS) algorithm [26] to mitigate instability arising from acoustic crosstalk during non-communication phases. Communication is triggered adaptively: a node requests information exchange only when its own local noise reduction performance ceases to improve. In response, the other nodes transmit the weight difference between their current control filter and the corresponding center point in the WCFxLMS. These differences are then combined through the mixed weight difference (MWD) operation, which updates both the local control filter and the center point. It is worth noting that each node makes communication decisions independently, based solely on its local performance. This autonomy leads to asynchronous communication, allowing nodes to continue running WCFxLMS seamlessly without interruption. As a result, the proposed ACDMCANC system effectively reduces communication overhead while enhancing

The code will be available at <https://github.com/Ji-Junwei/ACDMCANC>



**Fig. 1.** A DMCANC network, where each node consists of a secondary source, an error microphone, and an ANC controller for communication and processing, and shares one reference microphone.

adaptability to heterogeneous and time-varying network conditions.

The remainder of this paper is structured as follows: Section 2 briefly reviews the DMCANC system. Section 3 describes the algorithms that is applied to ACDMCANC system. In Section 4, numerical simulations are conducted to demonstrate the effectiveness of the proposed method. Finally, conclusions are drawn in Section 5.

## 2. DISTRIBUTED MCANC SYSTEM

The MCANC system is widely employed to create large quiet zones. Among its control strategies, centralized control offers superior noise reduction performance but imposes a heavy computational burden on a single processor. In contrast, distributed control alleviates this burden by distributing computation across multiple nodes, though it requires inter-node communication to achieve effective noise reduction.

Suppose the MCANC system consists of one reference sensor,  $K$  secondary sources and  $K$  error sensors. The reference sensor captures the reference signal  $x(n)$  which is used to generate the  $k$ th control signal as

$$y_k(n) = \mathbf{w}_k^T(n) \mathbf{x}(n), \quad k = 1, 2, \dots, K, \quad (1)$$

where  $\mathbf{w}_k(n) = [w_{k,0}(n) \ w_{k,1}(n) \ \dots \ w_{k,L_w-1}(n)]^T$  and  $\mathbf{x}(n) = [x(n) \ x(n-1) \ \dots \ x(n-L_w+1)]^T$  denote the  $k$ th control filter and reference signal vectors with the length of  $L_w$ , and  $n$  is the time index. The control signal  $y_k(n)$  is reproduced by the  $k$ th secondary source and propagates through the secondary path  $s_{mk}(n)$ , generating the anti-noise that suppresses the disturbance signal  $d_m(n)$ . Accordingly, the  $m$ th error sensor measures the residual error as

$$e_m(n) = d_m(n) - \sum_{k=1}^K y_k(n) * s_{mk}(n), \quad m = 1, 2, \dots, K, \quad (2)$$

where  $*$  denotes the linear convolution, and  $s_{mk}(n)$  refers to the impulse response of secondary path from the  $k$ th secondary source to the  $m$ th error sensor. Recall that the update equation of the conventional multiple error FxLMS (MEFxLMS) algorithm [15] is ex-

pressed as

$$\mathbf{w}_k(n+1) = \mathbf{w}_k(n) + \mu \sum_{m=1}^K \mathbf{x}'_{km}(n) e_m(n), \quad (3)$$

where  $\mu$  denotes the step size, and  $\mathbf{x}'_{km}(n)$  represents the filtered reference signal vector given by

$$\mathbf{x}'_{km}(n) = \hat{s}_{mk}(n) * \mathbf{x}(n), \quad (4)$$

and  $\hat{s}_{mk}(n)$  represents the estimate of the secondary path  $s_{mk}(n)$ .

The DMCANC system partitions this heavy computational load into multiple ANC nodes. Each node typically consists of a single controller, a secondary source, and an error sensor, as illustrated in Fig. 1. To derive the DMCANC algorithm, we first define the local gradient of the  $k$ th node as

$$\nabla_k(n) = \mu \mathbf{x}'_{kk}(n) e_k(n) = \mu [\mathbf{x}(n) * \hat{s}_{kk}(n)] \cdot e_k(n), \quad (5)$$

According to (4) and (5), the centralized update equation in (3) can be rewritten as

$$\mathbf{w}_k(n+1) = \mathbf{w}_k(n) + \nabla_k(n) + \sum_{m=1, m \neq k}^K [\mathbf{x}(n) * \hat{s}_{mk}(n)] e_m(n). \quad (6)$$

By comparing the last term in (6) with the definition of the local gradient in (5), it can be seen that the difference lies in the filtering process. Specifically, the local gradient is computed using the node's self-secondary path  $\hat{s}_{mm}(n)$ , whereas the centralized update involves the cross-secondary paths  $\hat{s}_{mk}(n)$  ( $m \neq k$ ).

To reconcile this mismatch, compensation filters  $c_{mk}(n)$  are introduced to approximate the difference between self and cross-secondary paths [24], expressed as

$$\hat{s}_{mk}(n) = \hat{s}_{mm}(n) * c_{mk}(n), \quad (m \neq k). \quad (7)$$

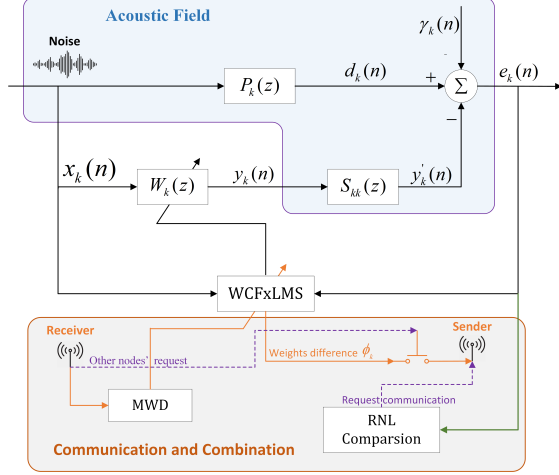
In practice, there are  $K(K-1)$  compensation filters in total, which can be pre-estimated through offline training before ANC operation. Substituting (7) into (6), and recalling the definition of the local gradient in (5), the update equation becomes

$$\mathbf{w}_k(n+1) = \mathbf{w}_k(n) + \nabla_k(n) + \sum_{m=1, m \neq k}^K \nabla_m(n) * c_{mk}(n), \quad (8)$$

where  $\nabla_m(n)$  denotes the local gradient of node  $m$ , which is exchanged among nodes through inter-node communication. This formulation constitutes the mixed gradient FxLMS (MGDFxLMS) algorithm [24], which extends the conventional centralized MEFxLMS to a distributed setting.

## 3. ASYNCHRONOUS COMMUNICATION DMCANC

Conventional DMCANC systems require each ANC node to communicate at every sampling instant, which is impractical in real-world applications due to excessive communication demands. To address this limitation, we propose an asynchronous communication DMCANC (ACDMCANC) system, where each ANC node communicates independently based on its local condition. This strategy not only reduces the overall communication overhead but also enhances the system's flexibility and scalability.



**Fig. 2.** The block diagram of the  $k$ th node for the proposed ACDMCANC system, where  $P_k(z)$  represents the primary path.  $\gamma_k(n)$  is the interference caused by the other nodes, resulting in crosstalk between nodes [26].

### 3.1. Weight-constrained FxLMS

Due to discontinuous communication, the update range of the control filter should be constrained to prevent instability caused by crosstalk among nodes during non-communication phases. To achieve this, the cost function of each node is modified as

$$J_k = \mathbb{E}[e_k^2(n)] + \alpha \|\tilde{\mathbf{w}}_k - \mathbf{w}_k(n)\|^2, \quad (9)$$

where  $\alpha$  denotes the penalty factor,  $\|\cdot\|$  represents the 2-norm operator, and  $\tilde{\mathbf{w}}_k$  is the constrained center point. Following the corresponding update rule, the control filter is updated as

$$\mathbf{w}_k(n+1) = \mathbf{w}_k(n) + \mu \mathbf{x}'_{kk}(n) e_k(n) + \mu \alpha (\tilde{\mathbf{w}}_k - \mathbf{w}_k(n)). \quad (10)$$

Equation (10) defines the weight-constrained FxLMS (WCFxLMS) algorithm [26], where the last term serves as a penalty that restricts the maximum deviation of the adaptive filter from its center point. Consequently, even in the presence of strong crosstalk impulses, the control filter can only deviate within a bounded range, thereby preventing divergence.

### 3.2. Asynchronous communication strategy

Since the WCFxLMS algorithm limits the update range of the control filters, it effectively prevents divergence caused by inter-node crosstalk during the non-communication phase. However, this constraint inevitably reduces the maximum achievable noise reduction performance. To overcome this limitation, a suitable communication strategy is required so that global information can be periodically integrated, thereby enhancing overall system performance. To reduce the communication burden, the proposed system adopts an asynchronous communication strategy, in which each node independently determines whether to request communication. The decision is based on the residual noise level (RNL), defined for the  $k$ th node as

$$\eta_k(n) = 10 \log_{10} [e_k^2(n)]. \quad (11)$$

Due to the slow convergence of the LMS algorithm, an instantaneous evaluation may not adequately reflect performance. Hence, an updating period  $T$  is introduced, over which the average RNL (ANRL)

is computed as

$$\bar{\eta}_k = \frac{1}{Tf} \sum_{t=n-Tf}^n \eta_k(t), \quad (12)$$

where  $f$  denotes the sampling frequency. If the current ANRL is worse than its previously recorded value, the node initiates a communication request.

Upon receiving the request, the other nodes transmit their weight difference, defined as the deviation between the updated local control filter and the center point:

$$\phi_k(n) = \mathbf{w}_k(n+1) - \tilde{\mathbf{w}}_k. \quad (13)$$

This weight difference  $\phi_k(n)$  implicitly accumulates the effect of multiple local gradient updates and thus acts as a compact representation of the local adaptation history. Inspired by the MGDFxLMS algorithm expressed in (8), we extend the combination rule by replacing the local gradient  $\nabla_k(n)$  with  $\phi_k(n)$ , leading to the mixed weight difference (MWD) update:

$$\tilde{\mathbf{w}}_{k,new} = \tilde{\mathbf{w}}_k + \phi_k(n) + \sum_{m=1, m \neq k}^K \phi_m(n) * c_{mk}(n). \quad (14)$$

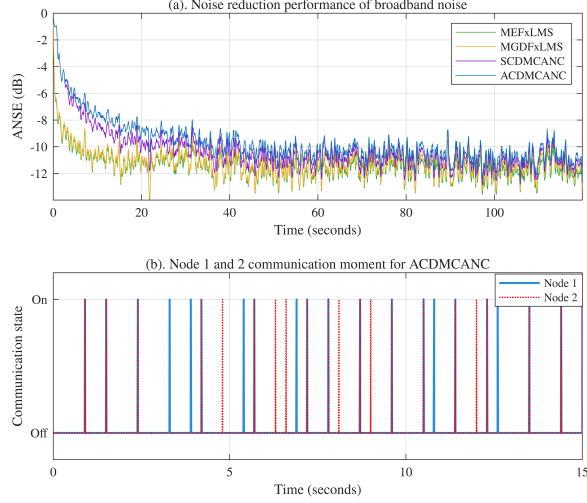
This new control filter  $\tilde{\mathbf{w}}_{k,new}$  will then update both local control filter  $\mathbf{w}_k(n)$  and center point  $\tilde{\mathbf{w}}_k$  in the WCFxLMS for further iteration.

The block diagram of the proposed ACDMCANC system is shown in Fig. 2. During non-communication phases, each node updates its control filter using the WCFxLMS algorithm, thereby maintaining a certain degree of local noise reduction and preventing instability. When communication is triggered, the exchanged weight differences from other nodes are fused through the MWD operation, enabling the system to improve overall performance. By allowing nodes to communicate only when necessary and ensuring that non-communicating nodes remain adaptive, the proposed ACDMCANC system significantly reduces communication overhead while improving adaptability to heterogeneous network conditions. This design ensures that the network can balance stability, communication efficiency, and global noise reduction performance. For completeness, a synchronous DMCANC (SCDMCANC) variant is also considered in this work. It employs the same WCFxLMS adaptation and MWD combination rules as the proposed ACDMCANC, differing only in the communication strategy, where all nodes communicate simultaneously once any node triggers a communication event.

## 4. NUMERICAL SIMULATIONS

In this section, numerical simulations are conducted to evaluate the performance of ACDMCANC system. The primary and secondary acoustic paths are measured in a real noise chamber equipped with an ANC window. The system configuration follows the setup in [24], consisting of six ANC nodes. The lengths of the secondary paths, compensation filters, and control filters are set to 256, 33, and 512, respectively. The sampling frequency is 16,000 Hz. The center point  $\tilde{\mathbf{w}}_k$  is initialized to zero, corresponding to the leaky FxLMS algorithm [1], which allows the penalty factor to be selected by the conventional rule.

The proposed ACDMCANC system is compared against three representative approaches: (i) the centralized MEFxLMS algorithm [15], (ii) the MGDFxLMS algorithm [24], and (iii) the SCDMCANC system. For simplicity, we assume that there is no transmission



**Fig. 3.** Noise reduction performance for broadband noise using different algorithms: (a). ANSE comparison of various MCANC algorithms. (b) illustrate the communication instances of Node 1 and Node 2 in the ACDMCANC system, respectively, where “Off” indicates no communication and “On” denotes a communication request.

delay between nodes. To quantitatively assess noise reduction performance, the average normalized squared error (ANSE) across all ANC nodes is defined as

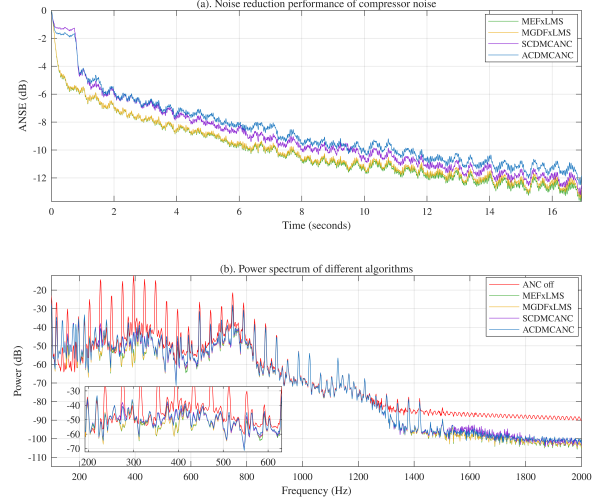
$$\text{ANSE}(n) = \frac{1}{K} \sum_{k=1}^K 10 \log_{10} \left\{ \frac{\mathbb{E}[e_k^2(n)]}{\mathbb{E}[d_k^2(n)]} \right\}, \quad (15)$$

where the expectation is calculated by averaging the signal over 5,000 samples.

#### 4.1. Broadband noise reduction performance

In this case study, the primary noise is broadband noise ranging from 100 to 1,000 Hz to evaluate the proposed method. The step size for all algorithms is fixed at  $1 \times 10^{-6}$ , and the penalty factor is set to 800 for all nodes. The time interval for calculating the RNL is  $T = 0.3$  s. As shown in Fig. 3(a), the MGDFxFxLMS achieves nearly the same noise reduction performance as the centralized MEFxFxLMS, since it is directly derived from the centralized algorithm with modifications suitable for distributed control. The SCDMCANC also attains comparable performance to both MGDFxFxLMS and MEFxFxLMS. However, because RNL must be periodically checked to determine whether communication is required, its communication frequency is reduced. Unlike MGDFxFxLMS, which communicates at every sampling point, this results in slower convergence. The proposed ACDMCANC achieves satisfactory noise reduction performance, although slightly inferior to the other methods. This limitation arises because, under asynchronous communication, once a node communicates and updates its control filter and constrained center point, subsequent requests from other nodes may transmit weight differences that miss certain accumulated historical gradient information. Nevertheless, the ACDMCANC still ensures effective global noise reduction while enabling independent communication for each node.

Figures 3(b) show the communication records of Nodes 1 and 2 in ACDMCANC during the first 15 s. The timing differences be-



**Fig. 4.** Noise reduction performance for real recorded compressor noise using different algorithms: (a). ANSE comparison of various MCANC algorithms; (b) Power spectrum comparison of various MCANC algorithms

tween the two nodes highlight the asynchronous nature of the system. These results confirm that the proposed WCFxFxLMS and MWD methods can operate effectively in heterogeneous networks, reducing communication frequency while maintaining flexibility and applicability across different network conditions.

#### 4.2. Real recorded noise reduction performance

In this case, a real recorded compressor noise is used as the primary noise source. The step size for both SCDMCANC and ACDMCANC is set to  $5 \times 10^{-6}$ , while the penalty factor is adjusted to 400. As shown in Fig. 4, the MGDFxFxLMS achieves nearly identical noise reduction performance to the centralized MEFxFxLMS at the cost of high communication burden, which limits its feasibility in real-time applications. In contrast, SCDMCANC and ACDMCANC reduce communication overhead by allowing nodes to communicate adaptively, though at the expense of slower convergence and slightly lower final performance. Nevertheless, the incorporation of WCFxFxLMS and the MWD method ensures that both synchronous (SCDMCANC) and asynchronous (ACDMCANC) communication strategies can be flexibly adopted. In particular, asynchronous communication is advantageous in heterogeneous network environments, enhancing the universality and robustness of the DMCANC framework.

### 5. CONCLUSION

This paper introduced an asynchronous communication strategy for DMCANC (ACDMCANC), aiming to reduce the excessive communication burden inherent in conventional distributed systems. By integrating the weight-constrained FxLMS (WCFxFxLMS) algorithm with a mixed weight difference (MWD) combination rule, each node can maintain stability during non-communication phases while flexibly incorporating global information when communication is triggered. Simulation results demonstrate that the proposed method offers a promising balance between performance, communication efficiency, and robustness. Moreover, asynchronous communication provides greater adaptability to heterogeneous networks, which is essential for real-world deployment.

## 6. REFERENCES

- [1] Sen M Kuo and Dennis R Morgan, "Active noise control: a tutorial review," *Proceedings of the IEEE*, vol. 87, no. 6, pp. 943–973, 2002.
- [2] D Morgan, "An analysis of multiple correlation cancellation loops with a filter in the auxiliary path," *IEEE Transactions on Acoustics, Speech, and Signal Processing*, vol. 28, no. 4, pp. 454–467, 2003.
- [3] Bhan Lam, Woon-Seng Gan, DongYuan Shi, Masaharu Nishimura, and Stephen Elliott, "Ten questions concerning active noise control in the built environment," *Building and Environment*, vol. 200, pp. 107928, 2021.
- [4] Yu Guo, Dongyuan Shi, Xiaoyi Shen, Junwei Ji, and Woon-Seng Gan, "A survey on adaptive active noise control algorithms overcoming the output saturation effect," *Signal Processing*, vol. 222, pp. 109525, 2024.
- [5] Xiruo Su, Dongyuan Shi, Bin Wu, Lingyun Ye, and Woon-Seng Gan, "Co-forecasting of time-varying spatial-frequency map for selective fixed-filter multichannel anc based on dynamic factor graph," *IEEE Transactions on Audio, Speech and Language Processing*, 2025.
- [6] Issei Tsuji, Shota Toyooka, and Yoshinobu Kajikawa, "A novel hybrid active noise control with auxiliary filter-based virtual sensing for mixed unwanted noise reduction," *Applied Acoustics*, vol. 239, pp. 110808, 2025.
- [7] Huawei Zhang, Huiyuan June Sun, Jihui Aimee Zhang, Prasanga Samarasinghe, and Yile Angela Zhang, "A spherical-harmonic domain selective active noise control system based on sound field reproduction," in *ICASSP 2025-2025 IEEE International Conference on Acoustics, Speech and Signal Processing (ICASSP)*. IEEE, 2025, pp. 1–5.
- [8] Hao Zhang and DeLiang Wang, "Deep anc: A deep learning approach to active noise control," *Neural Networks*, vol. 141, pp. 1–10, 2021.
- [9] Rong Xie, Anqi Tu, Chuang Shi, Stephen Elliott, Huiyong Li, and Le Zhang, "Cognitive virtual sensing technique for feed-forward active noise control," in *ICASSP 2024-2024 IEEE International Conference on Acoustics, Speech and Signal Processing (ICASSP)*. IEEE, 2024, pp. 981–985.
- [10] Xander Pike and Jordan Cheer, "Dynamic neural network switching for active control of nonlinear systems," *The Journal of the Acoustical Society of America*, vol. 158, no. 1, pp. 154–163, 2025.
- [11] Xiaoyi Shen, Dongyuan Shi, and Woon-Seng Gan, "Data-driven method to accelerate convergence of adaptive hybrid active noise control: Two-stage model-agnostic meta-learning," *IEEE Signal Processing Letters*, 2025.
- [12] Dongyuan Shi, Woon-seng Gan, Xiaoyi Shen, Zhengding Luo, and Junwei Ji, "What is behind the meta-learning initialization of adaptive filter?—a naive method for accelerating convergence of adaptive multichannel active noise control," *Neural Networks*, vol. 172, pp. 106145, 2024.
- [13] Zhengding Luo, Dongyuan Shi, Xiruo Su, and Woon-Seng Gan, "Frequency-direction aware multichannel selective fixed-filter active noise control based on multi-task learning," *IEEE Transactions on Audio, Speech and Language Processing*, 2025.
- [14] Boxiang Wang, Dongyuan Shi, Zhengding Luo, Xiaoyi Shen, Junwei Ji, and Woon-Seng Gan, "Transferable selective virtual sensing active noise control technique based on metric learning," in *ICASSP 2025-2025 IEEE International Conference on Acoustics, Speech and Signal Processing (ICASSP)*. IEEE, 2025, pp. 1–5.
- [15] S. Elliott, I. Stothers, and P. Nelson, "A multiple error lms algorithm and its application to the active control of sound and vibration," *IEEE Transactions on Acoustics, Speech, and Signal Processing*, vol. 35, no. 10, pp. 1423–1434, 1987.
- [16] S. J. Elliott and C. C. Boucher, "Interaction between multiple feedforward active control systems," *IEEE Transactions on speech and audio processing*, vol. 2, no. 4, pp. 521–530, 1994.
- [17] Miguel Ferrer, Maria de Diego, Gema Piñero, and Alberto Gonzalez, "Active noise control over adaptive distributed networks," *Signal Processing*, vol. 107, pp. 82–95, 2015.
- [18] Ju-Man Song and PooGyeon Park, "A diffusion strategy for the multichannel active noise control system in distributed network," in *2016 Int. Conf. Comput. Sci. Comput. Intell. CSCI 2016*. 2016, pp. 659–664, IEEE.
- [19] Y. J. Chu, S. C. Chan, Y. Zhao, and M. Wu, "Performance analysis of diffusion filtered-x algorithms in multitask anc systems," in *27th Eur. Signal Process. Conf (EUSIPCO)*. 2019, pp. 1–5, IEEE.
- [20] Y. J. Chu, C. M. Mak, Y. Zhao, S. C. Chan, and M. Wu, "Performance analysis of a diffusion control method for anc systems and the network design," *Journal of Sound and Vibration*, vol. 475, pp. 115273, 2020.
- [21] Y. J. Chu, S. C. Chan, C. M. Mak, and M. Wu, "A diffusion fxlms algorithm for multi-channel active noise control and variable spatial smoothing," in *2021 Proc. - ICASSP IEEE Int. Conf. Acoust. Speech Signal Process.* 2021, pp. 4695–4699, IEEE.
- [22] Tianyou Li, Siyuan Lian, Sipei Zhao, Jing Lu, and Ian S. Burnett, "Distributed active noise control based on an augmented diffusion  $f_i x_i / i$  lms algorithm," *IEEE/ACM Transactions on Audio, Speech, and Language Processing*, pp. 1–15, 2023.
- [23] Tianyou Li, Li Rao, Sipei Zhao, Hongji Duan, Jing Lu, and Ian S. Burnett, "An augmented diffusion algorithm with bidirectional communication for a distributed active noise control system," *The Journal of the Acoustical Society of America*, vol. 154, no. 6, pp. 3568–3579, 2023.
- [24] Junwei Ji, Dongyuan Shi, and Woon-Seng Gan, "Mixed-gradients distributed filtered reference least mean square algorithm – a robust distributed multichannel active noise control algorithm," *IEEE Transactions on Audio, Speech and Language Processing*, vol. 33, pp. 1563–1575, 2025.
- [25] Tianyou Li, Sipei Zhao, Li Rao, Haishan Zou, Kai Chen, Jing Lu, and Ian S Burnett, "Experimental study of a distributed active noise control system with multi-device nodes based on augmented diffusion strategy," *The Journal of the Acoustical Society of America*, vol. 156, no. 5, pp. 3246–3259, 2024.
- [26] Junwei Ji, Dongyuan Shi, Zhengding Luo, Boxiang Wang, and Woon-Seng Gan, "Self-boosted weight-constrained fxlms: A robustness distributed active noise control algorithm without internode communication," *IEEE Signal Processing Letters*, pp. 1–5, 2025.