

Seeing through Light and Darkness: Sensor-Physics Grounded Deblurring HDR NeRF from Single-Exposure Images and Events

Yunshan Qi¹ Lin Zhu^{2*} Nan Bao¹ Yifan Zhao¹ Jia Li^{1*}

¹Beihang University ²Beijing Institute of Technology

{qi.yunshan, nbao, zhaoyf, jiali}@buaa.edu.cn, linzhu@bit.edu.cn

Abstract

Novel view synthesis from low dynamic range (LDR) blurry images, which are common in the wild, struggles to recover high dynamic range (HDR) and sharp 3D representations in extreme lighting conditions. Although existing methods employ event data to address this issue, they ignore the sensor-physics mismatches between the camera output and physical world radiance, resulting in suboptimal HDR and deblurring results. To cope with this problem, we propose a unified sensor-physics grounded NeRF framework for sharp HDR novel view synthesis from single-exposure blurry LDR images and corresponding events. We employ NeRF to directly represent the actual radiance of the 3D scene in the HDR domain and model raw HDR scene rays hitting the sensor pixels as in the physical world. A pixel-wise RGB mapping field is introduced to align the above rendered pixel values with the sensor-recorded LDR pixel values of the input images. A novel event mapping field is also designed to bridge the physical scene dynamics and actual event sensor output. The two mapping fields are jointly optimized with the NeRF network, leveraging the spatial and temporal dynamic information in events to enhance the sharp HDR 3D representation learning. Experiments on the collected and public datasets demonstrate that our method can achieve state-of-the-art deblurring HDR novel view synthesis results with single-exposure blurry LDR images and corresponding events.

1. Introduction

Recent novel view synthesis works, such as neural radiance fields (NeRF) [26] and 3D gaussian splatting (3DGS) [20], achieve high-fidelity and high-speed novel view synthesis (NVS) with ideal low dynamic range (LDR) sharp images as input, respectively. However, their performance suffers from two limitations: handling extreme lighting scenes with both highlight and low-light areas and robustness to camera motion blur, which are caused by the inherent infor-

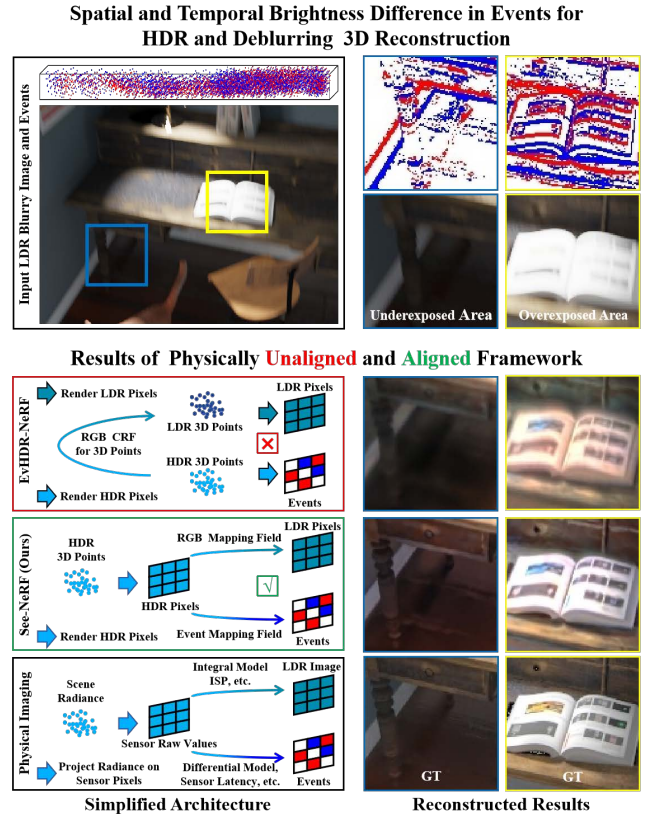


Figure 1. Events corresponding to an LDR blurry image contain spatial difference (High Dynamic Range) and temporal difference (High Temporal Resolution) information of the scene radiance, making it an ideal data for enhancing HDR sharp 3D scene reconstruction. See-NeRF models the physical imaging process with proposed RGB and event mapping fields to bridge the sensor-physics discrepancy, leveraging events to infer scene dynamics and achieving sharper and better HDR novel view synthesis results compared to the physical unaligned method EvHDR-NeRF.

mation loss in the blurred and compressed LDR images with both underexposed and overexposed regions. Some recent image-based NeRF and 3DGS related works uti-

lize multi-exposure LDR images [3, 5, 23] to compensate for the limited dynamic range and model the camera motion [25, 39, 49] to mitigate the influence of motion blur, while they are still susceptible to the requirement of cumbersome multi-exposure capture and severe motion blur in long-exposure conditions.

Event cameras provide a promising sensing modality by asynchronously recording brightness changes in the log domain, thereby preserving high temporal resolution and dynamic range that are typically lost in conventional frame-based cameras [9]. As shown in the upper half of Fig. 1, event data can effectively record spatial-temporal differential information even in blurred, overexposed, and underexposed areas of an LDR image. Motivated by this advantage, recent approaches have explored using event and RGB image (ERGB) data for the deblurring novel view synthesis task [4, 8, 30–32], while their performance is limited by a lack of grounding in the sensor-physics mismatch between the recorded RGB image and the physical scene brightness. EvHDR-NeRF [5] first incorporates events into the single-exposure HDR and deblurring NeRF reconstruction task. However, its framework largely follows HDR-NeRF [16] by applying the same tone mapping strategy directly to 3D points and extending it to the event-based setting without considering the event generation character.

We argue that achieving accurate and physically consistent 3D representation learning in the ERGB setting requires more than directly extending existing image-based frameworks. In particular, it is essential to explicitly model how scene radiance is transformed into actual sensor measurements through device-specific processes. For RGB cameras, this involves temporal integration and non-linear camera response functions; for event cameras, this includes contrast thresholding, latency effects, and photometric quantization. Without accounting for these physical transformations, the rendered outputs of the learned model may not align with the supervision signals derived from input images and events, weakening the learning of scene geometry and appearance as shown in the lower half of Fig. 1. Therefore, a sensor-physics grounded modeling of both RGB and event sensing pipelines is critical for fully exploiting the complementary information in ERGB data and achieving robust HDR and deblurring NVS performance.

In this paper, we present a novel framework that exploits Single-Exposure blurry images and corresponding Events to enable sharp HDR NeRF reconstruction (**See-NeRF**). Specifically, built upon the physical imaging principles of RGB and event sensors, we adopt NeRF to focus on learning the actual radiance of the scene in the HDR domain and introduce two differentiable mapping fields: a pixel-wise RGB mapping field that models exposure integration and camera response, and an event mapping field that accounts for latency and photometric deviations in event generation.

These modules align the predicted radiance with the sensor measurements and are jointly optimized with the NeRF network under the supervision of input images and events. By modeling the radiance-to-measurement process explicitly, See-NeRF can accurately reconstruct physically consistent, sharp HDR 3D representations. Experiments on synthetic and real datasets demonstrate that See-NeRF achieves state-of-the-art HDR and deblurring novel view synthesis results. Our contributions are summarized as follows:

- 1) We propose See-NeRF, a sensor-physics grounded framework that uses events to compensate for the scene dynamics to learn a sharp HDR 3D representation from single-exposure blurry LDR images in extreme lighting scenes.
- 2) We introduce a 2D pixel-wise RGB mapping field and a latency-aware photometrically calibrated event mapping field to bridge the discrepancy between physical radiance values and sensor measurements.
- 3) We collect both synthetic and real datasets for training and testing. The results show that our method achieves the best performance on both ERGB-based deblurring and HDR novel view synthesis tasks.

2. Related work

2.1. HDR and deblurring novel view synthesis

Neural radiance fields (NeRF) [26] extensively promote the development of novel view synthesis (NVS) tasks and 3D implicit representation learning. 3D gaussian splatting (3DGS) [20] uses gaussian point clouds to explicitly represent 3D scenes and parallelized rasterization workflow to improve the speed of 3D reconstruction and view rendering. However, NeRF and 3DGS can only learn a sharp LDR scene representation with sharp LDR images. To address the HDR NVS, RawNeRF [27] and RawGS [19] aim to reconstruct an HDR 3D representation from noisy HDR raw images. HDR-NeRF [16] and HDR-GS [3] introduce a 3D points tone mapper to transform the HDR 3D representation into the LDR 3D representation, optimized with multi-exposure LDR images. HDR-HexPlane [42] further extends HDR-NeRF to dynamic scenes. GaussHDR [23] accepts an additional context feature as input to improve HDR NVS. Gaussian in the dark [45] uses a CNN-based feature map to enhance the tone mapper learning. To address the Deblurring NVS from blurry images, Deblur-NeRF [25] proposes a deformable sparse kernel module to model the blur kernels. BAD-NeRF [39] and BAD-GS [49] transform the camera poses into SE(3) space and interpolate the poses to recover the camera motion trajectory. DP-NeRF [21] imposes 3D consistency and refines the color with the relationship between depth and blur. Although these methods have achieved promising performance in HDR and deblurring NVS tasks, they still fundamentally suffer from the inherent information loss of the motion-blurred LDR images.

2.2. ERGB-based novel view synthesis

Event cameras are bio-inspired sensors detecting brightness changes at individual pixels with high temporal resolution [9]. This scene radiance measurement paradigm has higher dynamic range and temporal resolution compared to traditional frame-based RGB cameras, attracting a lot of research in the fields of event-based image deblurring [18, 22, 29, 36, 43], HDR image reconstruction [6, 11, 12, 28, 38, 40, 41], and high-speed HDR video generation [33, 44, 50, 52]. Some recent works explore event-based NVS [10, 17, 24, 24, 25, 35, 48]. While other works integrate both image and event (ERGB) data into the deblurring NVS task, such as NeRF-based works [4, 30–32] and 3DGS-based works [8, 15, 46] Addressing the limitations of blurry LDR inputs, EvHDR-NeRF [5] first jointly exploits single-exposure images and events to reconstruct high-fidelity HDR radiance fields. However, these methods do not fully consider the gap between sensor output and physical radiance, leading to limited HDR and deblurring NeRF novel view synthesis performance.

3. Background

In this section, we leverage the principles of event and LDR image generation to explain why events can enhance HDR deblurring NVS from single-exposure LDR blurry images.

3.1. From scene radiance to LDR images

In an extreme lighting scene with both highlight and low-light areas, a typical RGB camera sensor records the physical scene radiance through a frame-based integral model, generating a raw image with high dynamic range pixel values. To match human perceptual characteristics and reduce storage costs, the raw image is processed by the image signal processor (ISP), applying non-linear ISO gain, RGB demosaicing, tone mapping, gamma compression, white-balance, and quantization to yield an 8-bit LDR image, which is always modeled by a camera response function (CRF) f in practice [2]:

$$\mathcal{I}_{LDR} = f\left(\int_{t_{start}}^{t_{end}} L(t)dt\right), \quad (1)$$

where $L(t)$ is the raw scene radiance hitting the sensor at time t . t_{start} and t_{end} are the start and end time of exposure. \mathcal{I}_{LDR} is the final color value that we can obtain from the LDR image. This integral model and nonlinear CRF f inherently obscure the temporal dynamics of $L(t)$ and compress the critical HDR spatial radiance differential information in highlight and low-light areas, ineluctably leading to artifacts like motion blur, overexposure (pixel values saturation at 255), and underexposure (pixel values clipping at 0) in the LDR images, respectively.

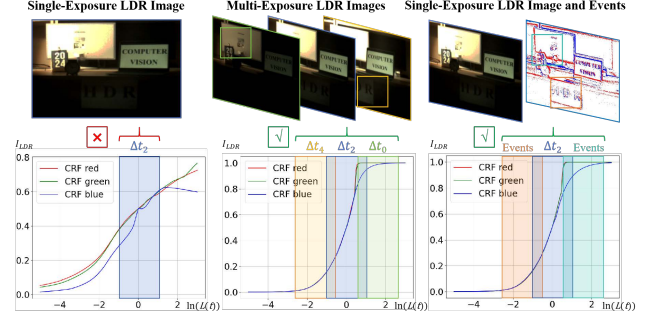


Figure 2. HDR reconstruction from Events. The first row shows the input data. The second row shows the estimated CRF curves and the dynamic range schematic. For a single-exposure LDR image with exposure time Δt_2 , its 8-bit pixel values 0-255 (normalized to 0-1 as \mathcal{I}_{LDR} in the figure) represent a limited range of scene radiance $\ln(L(t))$ (width of the blue box). While traditional methods fuse multi-exposure LDR images with exposure times $\Delta t_0, \Delta t_2, \Delta t_4$ to compensate for the limited scene brightness representation. We leverage the spatial differential in events to infer the scene radiance of low-light and highlight regions from LDR image (Δt_2), which expands the representation of scene radiance, enabling more accurate CRF estimation curves in Sec. 4.2.

3.2. From scene dynamics to events

Event cameras asynchronously detect the change of the scene radiance hitting the sensor $L(t)$ in the log domain and trigger an event $e(x, y, p, \tau)$ whenever the change reaches the threshold Θ . (x, y) represents the pixel coordinates and τ is the trigger time. The change direction is encoded in $p \in \{1, -1\}$. This spike model can preserve temporal radiance dynamics and spatial radiance gradient distribution:

$$\begin{aligned} \text{Temporal: } & \partial_t \log L(x, y, t), \\ \text{Spatial: } & \nabla_{xy} \log L(x, y, t), \end{aligned} \quad (2)$$

which precisely compensates for the temporal and spatial dynamic loss of blurry compressed LDR images (Sec. 3.1).

3.3. Events for deblurring and HDR NVS

According to Sec. 3.1, the core problem of recovering the sharp HDR scene radiance from LDR blurry images is formulated as the joint estimation of the latent sharp luminance $L(t)$ and the CRF f . The temporal radiance dynamics of events in Eq. (2) can be used to estimate the latent sharp $L(t)$ along the time dimension from blurry \mathcal{I}_{LDR} as proved in ERGB-based deblurring works [29, 30]. The spatial dynamics of events in Eq. (2) can provide extra radiance differential information for the low-light and highlight areas and expand the dynamic range of the single-exposure LDR image \mathcal{I}_{LDR} , as shown in Fig. 2, with which the network in Sec. 4.2 can obtain a wider range of $\ln(L(t))$ as input and infer a CRF curve that is closer to the ground truth.

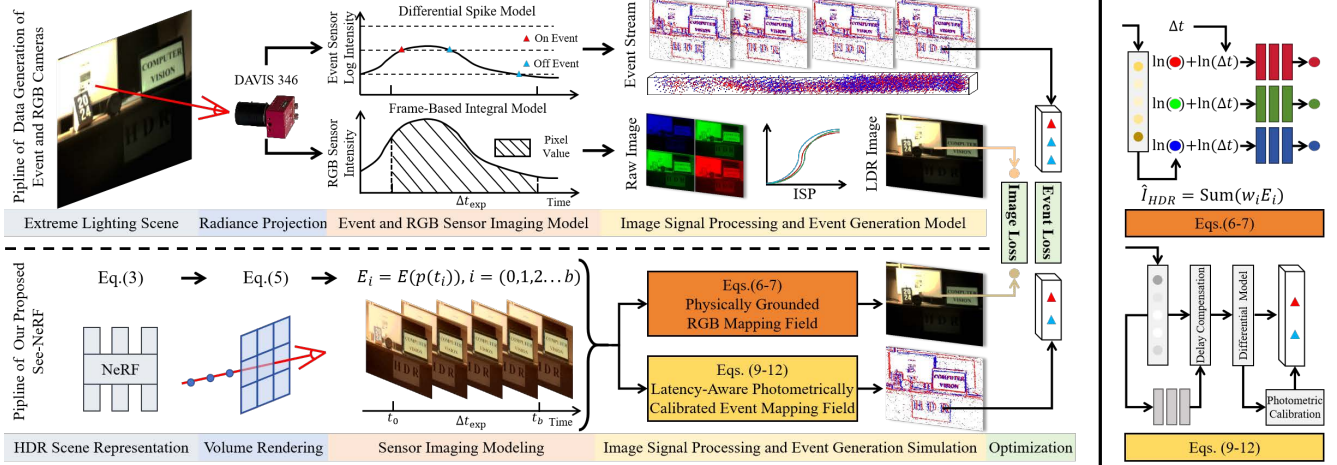


Figure 3. The data generation of event and RGB cameras (upper parts) and the pipeline of See-NeRF (lower parts) in an extreme lighting scene. We use NeRF to represent the actual radiance of the scene in the HDR domain. The volume rendering simulates the raw scene radiance rays hitting the sensor physically and obtaining the raw sensor values. The predicted LDR images and events are generated with our proposed RGB and event mapping fields, built upon the data generation model of the sensors. The image loss and event loss are employed to jointly supervise the optimization of the two mapping fields and the NeRF network.

4. Method

In this section, we introduce the See-NeRF framework and theoretically prove how it leverages sensor-physics grounded priors to realize better HDR deblurring and NVS with events and single-exposure blurry LDR images.

4.1. HDR scene representation

Firstly, we use the NeRF network F_θ with parameters θ to represent the actual radiance e and density σ of a 3D point \mathbf{o} in an extreme lighting scene rather than the camera-processed LDR radiance as in the original NeRF:

$$(e, \sigma) = F_\theta(\gamma_o(\mathbf{o}), \gamma_d(\mathbf{d})), \quad (3)$$

where \mathbf{d} denotes the observation direction and $\gamma(\cdot)$ is used to transform the input into a higher dimension:

$$\gamma_M(x) = \{\sin(2^m \pi x), \cos(2^m \pi x)\}_{m=0}^M. \quad (4)$$

Then we use volume rendering to simulate the process of HDR scene rays $\mathbf{o} + \mathbf{d}$ hitting the imaging sensor at pixel (x, y) corresponding to the camera pose $p(t)$ and obtain the latent sharp HDR radiance at time t :

$$E(x, y, p(t)) = \sum_{i=1}^N T_i (1 - \exp(-\sigma_i \delta_i)) e_i, \quad (5)$$

where $T(i) = \exp(-\sum_{j=1}^{i-1} \sigma_j \delta_j)$.

δ_i is the distance between adjacent sampled 3D points.

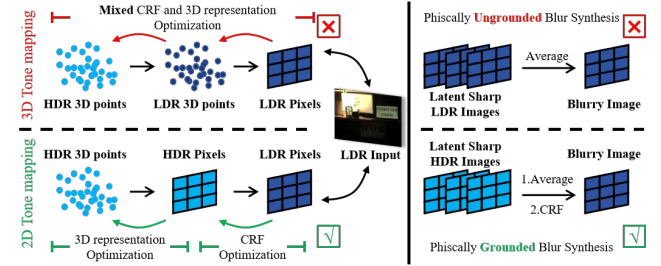


Figure 4. Effectiveness of our RGB mapping field.

4.2. Physically grounded RGB mapping field

To simulate the integral model of the RGB camera, we discretely sample $b + 1$ time points t_0, t_1, \dots, t_b within the exposure time t_{start} to t_{end} as in [31], and the generated raw pixel value of the RGB imaging sensor during exposure is:

$$\hat{\mathcal{I}}_{HDR}(x, y) = \sum_{i=0}^b w_i E_i(x, y, p(t_i)), \quad (6)$$

where w_i is weight parameters calculated by time points $\{t_i\}_{i=1}^b$ [31]. To bridge the gap between the raw sensor value and the LDR image calculated by the CRF f in Eq. (1), we used three MLPs f_{crf} to fit this function in the log domain for three color channels separately and obtain the estimated LDR pixels:

$$\hat{\mathcal{I}}_{LDR}(x, y) = f_{crf}(\ln(\hat{\mathcal{I}}_{HDR} \Delta t_{exp})), \quad (7)$$

where $\Delta t_{exp} = t_{end} - t_{start}$ is the exposure time.

As shown in Fig. 4, unlike HDR-NeRF applying the CRF function directly on the radiance of 3D points e in Eq. (3),

we employ CRF after volume rendering at the pixel-level for the raw pixel values $\hat{\mathcal{I}}_{HDR}$, aligning with the imaging process in the physical world (Fig. 3), which allows f_{crf} to focus on non-linear color tone mapping learning without being affected by the linear volume rendering, while NeRF F_θ focuses on learning 3D density σ and raw radiance e without being affected by f_{crf} . Besides, our blur synthesis is more physically grounded with the HDR pixel values (Eq. (6)). Therefore, our proposed RGB mapping field can significantly improve the HDR and deblurring NVS results as demonstrated by the experiment in Sec. 5.4.

4.3. Latency-aware and photometrically calibrated event mapping field

Usually, we can estimate the generated event number during t_1 and t_2 at pixel (x, y) with an ideal model:

$$B(t_1, t_2, x, y) = \text{floor}\left(\frac{\ln(L(t_2)) - \ln(L(t_1))}{\Theta}\right), \quad (8)$$

where $\text{floor}(\cdot)$ means taking the integer between the input and zero that is closest to the input. However, the actual event generation may deviate from this ideal model with a significant delay in low-light regions [14], and due to the fixed contrast threshold Θ in event generation, the minimum detectable brightness change is lower-bounded, leading to quantifiable errors in radiometric estimation. To bridge the gap between actual radiance dynamics and actual event generation, we propose an event mapping field comprising three core components: Bayer pattern adaptation, temporal delay compensation, and photometric quantity calibration.

Bayer pattern adaptation: Like in [4, 5], we input the $b+1$ scene radiance values $\{E(x, y, p(t_i))\}_{i=0}^b$ with three color channels into an RGGB Bayer pattern to obtain the pixel radiance values of the event sensor $\{E_{ev}(x, y, p(t_i))\}_{i=0}^b$.

Temporal delay compensation: Since the delay of events is determined by the pixel radiance values of the sensor, we use a compensation function to calculate the coefficient:

$$\epsilon_i = f_{ev}(E_{ev}(x, y, p(t_i))). \quad (9)$$

Then, we use a first-order low-pass filter to synthesize the event latency with the estimated coefficient ϵ_i :

$$L_{lp}^i = (1 - \epsilon_i)L_{lp}^{i-1} + \epsilon_i E_{ev}(p(t_i)). \quad (10)$$

We omit (x, y) in Eq. (10) because the above operation is the same for all pixels. We set $L_{lp}^0 = E_{ev}(t_0)$ and substitute $\{L_{lp}^i\}_{i=0}^b$ into the event generation model (Eq. (8)) to calculate the estimated number of events:

$$\hat{B}'(t_i, t_{i+1}) = \text{floor}\left(\frac{\ln(L_{lp}^{i+1}) - \ln(L_{lp}^i)}{\Theta}\right). \quad (11)$$

Photometric quantity calibration: Since event acquisition exhibits uncertainty when brightness changes are below the

threshold (e.g., minor brightness variations may not trigger events) and our sampled time points t_i may not precisely align with the timestamp of the last triggered event at this pixel, we pre-estimate an offset from the input events by using $h(\cdot)$, and then subtract this offset for the final estimated number of events to compensate this discrepancy:

$$\hat{B}(t_i, t_{i+1}) = \hat{B}'(t_i, t_{i+1}) - h(B(t_i, t_{i+1})), \quad (12)$$

$h(\cdot)$ is explained in detail in the supplementary materials.

4.4. Loss functions and optimization

We use the LDR image loss and event loss to jointly supervise the optimization of HDR scene radiance representation (Eq. (3)) and the two camera mapping fields:

$$\mathcal{L}_{ldr} = \sum_{(x,y) \in \mathcal{X}} \|\hat{\mathcal{I}}_{LDR}(x, y) - \mathcal{I}_{LDR}(x, y)\|_2^2, \quad (13)$$

$$\mathcal{L}_{evs} = \sum_{(x,y) \in \mathcal{X}} \sum_{i=0}^{b-1} \|\hat{B}(t_i, t_{i+1}) - B(t_i, t_{i+1})\|_2^2, \quad (14)$$

where \mathcal{X} denotes all pixels of the camera sensor. Then the final loss is defined as:

$$\mathcal{L} = \lambda \mathcal{L}_{evs} + \mathcal{L}_{ldr}. \quad (15)$$

We take $\lambda = 0.005$ and optimize a coarse and a fine network simultaneously as in [31]. During testing, we can obtain the novel view sharp HDR image with Eq. (6) and the sharp LDR image with novel exposure with Eq. (7). We set $b = 4$ as a trade-off between performance and training time as in [30]. Detailed implementation details and evaluation on b are provided in Sec. C and Sec. D of the supplementary.

5. Experiments

Since EvHDR-NeRF [5] has not released its datasets, we construct both synthetic and real datasets for the task of HDR novel view synthesis from single-exposure blurry LDR images and corresponding events. We also adopt the public Real-World-Challenge dataset [31] with challenging blurry ERGB input and GT sharp test images to evaluate the deblurring effect of See-NeRF. Due to space limitations, we only briefly describe the collected dataset here and provide further dataset generation and experimental details in the Secs. B, C, and D of the supplementary materials.

5.1. Experiment settings

Synthetic dataset: The synthetic dataset consists of 8 HDR “Blender” scenes from HDR-NeRF [16]. For each scene, there are 18 training views and 17 test views. We use Blender [1] and v2e [14] to generate the blurry images at

Table 1. Quantitative results on our synthetic and real dataset for the evaluation of novel view HDR and novel exposure synthesis tasks. The results are the average of all scenes in the dataset. HDR-NeRF+ represents training HDR-NeRF with sharp HDR images obtained by the cascaded ERGB-based image deblurring method EDI [29] and HDR reconstruction method HDRev [44].

		Input		Our Synthetic Dataset						Our Real Dataset					
				HDR	Novel Exposure ($\Delta t_1, \Delta t_3$)			HDR	Novel Exposure ($\Delta t_1, \Delta t_3$)			HDR	Novel Exposure ($\Delta t_1, \Delta t_3$)		
	Methods	Image	Event	PSNR \uparrow	SSIM \uparrow	LPIPS \downarrow	PSNR \uparrow	SSIM \uparrow	LPIPS \downarrow	PSNR \uparrow	SSIM \uparrow	LPIPS \downarrow	PSNR \uparrow	SSIM \uparrow	LPIPS \downarrow
Reference	HDR-NeRF ^{ref}	Sharp ($\Delta t_0, \Delta t_2, \Delta t_4$)	-	26.91	.8906	.1705	29.22	.9247	.1265	26.26	.8716	.1576	33.44	.9618	.0950
RGB-Based HDR NVS	HDR-NeRF [16]	Sharp (Δt_2)	-	17.02	.7384	.3450	24.61	.9178	.1349	10.87	.5473	.4229	22.18	.9013	.1230
	HDR-GS [3]	Sharp (Δt_2)	-	13.54	.6993	.5096	15.13	.7428	.3533	14.18	.6944	.4700	19.23	.8407	.1980
	Gaussian-DK [45]	Sharp (Δt_2)	-	12.74	.6826	.3206	25.87	.9197	.1792	14.33	.7113	.4055	26.41	.8966	.1184
	GaussHDR [23]	Sharp (Δt_2)	-	12.96	.7805	.3015	14.69	.7565	.2154	20.39	.8669	.1723	26.77	.9361	.1771
ERGB-Based Deblurring HDR NVS	HDR-NeRF+	Blurry (Δt_2)	✓	16.08	.6436	.3696	17.63	.7178	.2786	18.61	.8092	.2872	15.30	.5936	.3444
	EvHDR-NeRF [5]	Blurry (Δt_2)	✓	21.73	.8192	.3446	24.37	.8712	.2848	19.00	.6962	.2612	23.76	.8830	.1650
	See-NeRF	Blurry (Δt_2)	✓	24.13	.8927	.1916	27.57	.9270	.1328	26.49	.8953	.1638	29.11	.9364	.1060

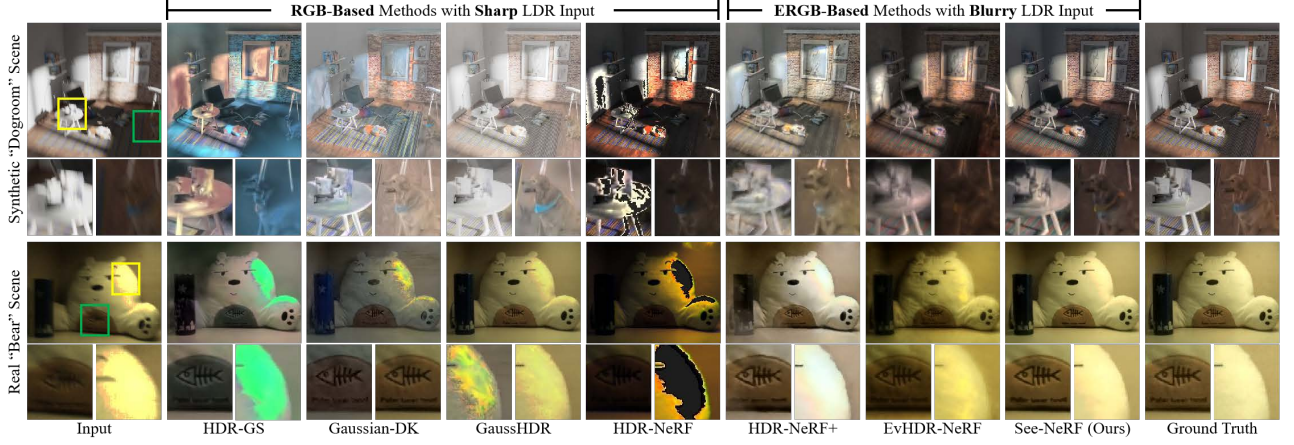


Figure 5. Qualitative results on the synthetic “dogroom” scene and real-world “bear” scene of our datasets for the HDR novel view synthesis task. Our See-NeRF achieves the best results on both under-exposure and over-exposure regions.

exposure time Δt_2 and corresponding events as in [30] for training views. We additionally provide sharp LDR images at exposure times $\Delta t_0, \Delta t_2, \Delta t_4$ for the image-based HDR NVS methods without deblurring effects. For test views, we provide GT sharp HDR images and LDR images at $\Delta t_1, \Delta t_3$ for HDR and novel exposure evaluation as in [16].

Real dataset: The real dataset includes 5 scenes captured under extreme lighting conditions using the DAVIS 346 event camera [37]. Each scene has 16 training views and 12 test views. For training views, we use a handheld DAVIS 346 to capture the blurry LDR images at exposure time Δt_2 along with the corresponding event data. We also captured sharp LDR images with a tripod at exposure times $\Delta t_0, \Delta t_2, \Delta t_4$. For the test views, we use a tripod to capture GT sharp LDR images at exposure times $\Delta t_1, \Delta t_3$. We also capture the GT sharp LDR images at $\Delta t_0, \Delta t_2, \Delta t_4$, and use the classic multi-exposure HDR reconstruction algorithm DeBevec [7] to generate the GT sharp HDR image with the 5 sharp LDR images at different exposures for each test view as in RawHDR [51].

Metrics: We use PSNR, SSIM, and LPIPS [47] to quan-

titatively evaluate the deblurring and novel exposure NVS results. For the HDR NVS task, we tone map [13] the generated GT HDR images into the LDR domain for quantitative and qualitative evaluation as in [3, 16, 51].

5.2. HDR and novel exposure NVS experiment

We choose the image-based HDR NVS works [3, 16, 23, 45] for comparison, and use sharp single-exposure images as input, considering they cannot handle the blurry images. Additionally, we use multi-exposure images as input for HDR-NeRF as a reference. For the ERGB-based methods, we use EDI [29] and HDRev [44] to deblur the blurry LDR images and generate corresponding sharp HDR images with event data, which are input into the HDR-NeRF for training (HDR-NeRF+). We also use the latest ERGB-Based deblurring HDR NeRF methods, EvHDR-NeRF, for comparison.

Quantitative Results: As in Tab. 1, our See-NeRF significantly outperforms the compared methods on both synthetic and real datasets. The HDR reconstruction results on the real dataset are even better than HDR-NeRF^{ref}. In comparison, RGB-based HDR NVS methods exhibit constrained




Figure 6. Qualitative results on the synthetic “diningroom” (upper) and “bathroom” (lower) scenes for novel exposure synthesis task.

Table 2. Results on the Real-World-Challenge dataset of the deblurring NVS task. The results are the average of all five scenes.

	Methods	PSNR↑	SSIM↑	LPIPS↓
RGB-Based Deblurring NVS	BAD-NeRF [39]	25.63	.8575	.4400
	BAD-GS [49]	27.72	.9039	.3545
	DP-NeRF [21]	28.85	.9226	.3015
ERGB-Based Deblurring NVS	EBAD-NeRF [32]	27.74	.9010	.3349
	Ev-DeblurNeRF [4]	27.83	.9132	.3157
	E2GS [8]	28.04	.9211	.2538
	E ² NeRF [30]	29.92	.9346	.2356
	E ³ NeRF [31]	31.40	.9464	.2000
ERGB-Based Deblurring HDR NVS	EvHDR-NeRF [5]	27.19	.8960	.3731
	See-NeRF (Ours)	32.70	.9564	.1574

performance owing to their dependence on multi-exposure input. Cascaded method HDR-NeRF+ achieves superior results compared to RGB-based methods but underperforms EvHDR-NeRF due to its decoupled pipeline that separately handles 3D reconstruction and HDR sharp image reconstruction, constrained by the inherent bottlenecks of EDI and HDRev. EvHDR-NeRF realizes the second-best overall results, but is significantly worse than our See-NeRF.

Qualitative Results: Fig. 5 displays the qualitative HDR NVS results, and our See-NeRF achieves the best performance. The results of EvHDR-NeRF exhibit slight color deviation and blur artifacts, which stem from inaccurate CRF estimation and unmodeled radiometric integration of the RGB sensor. HDR-NeRF+ generates reconstructions with elevated luminance but significant color distortion, a limitation primarily attributable to HDRev’s suboptimal radiance estimation. Lack of multi-exposure input, RGB-based methods have serious color casts, especially in the overexposed parts of the real data. For the novel exposure synthesis task, See-NeRF perfectly recovers both overexposed and underexposed areas, while other methods are affected by color and brightness mismatch as in Fig. 6.

5.3. Deblurring NVS experiment

In this experiment, we compared our method with recent RGB-based and ERGB-based deblurring NVS works, and the quantitative results are shown in Tab. 2. Our See-NeRF achieves significant performance improvements, especially




Figure 7. Qualitative results on the “shelf” scene of the Real-World-Challenge data for the deblurring NVS task.

on the LPIPS, proving that our proposed event and RGB mapping fields effectively bridge the difference between the scene radiance and the sensor output, thereby strengthening the use of non-ideal data to reconstruct the sharp 3D scene representation. Fig. 7 shows that See-NeRF successfully recovers the blue eyes and two pink cheek dots of the rabbit, while the best ERGB-based methods E³NeRF miss these subtle details. The results of the best RGB-based method, DP-NeRF, are inferior due to the lack of event enhancement.

5.4. Ablation study

Effect of RGB mapping field: Comparing See-NeRF^{Base} (training the base model without events) and See-NeRF^{Noe} (training See-NeRF without events) in Tab. 3 shows that our RGB mapping field enables the network to perform HDR NVS while improving the deblurring NVS results.

Pixel-Wise CRF versus 3D points CRF: The results of See-NeRF^{3D} of Tab. 3 show that substituting our pixel-wise RGB mapping field with 3D point CRF from [3, 5, 16] significantly reduced performance in HDR and deblurring NVS and leads to incorrect CRF curve estimation in Fig. 8.

Effect of event input: The second and third lines of Tab. 3 prove that event supervision plays a key role in both HDR and deblurring NVS as theoretically deduced in Sec. 3. Fig. 8 further indicates that events can help our model to learn the correct CRF curve of the RGB sensor.

Effect of event mapping field (EMF): Comparing See-NeRF^{NoEMF} and See-NeRF in Tab. 3, our EMF marginally helps align the CRF curve (Fig. 8), achieving further improvement on HDR and Deblurring NVS. However, replacing our EMF with the simple linear model in EvDeblur-

Table 3. Quantitative results of our ablation study. The results are the averages of all scenes.

	Event Input	Event Mapping Field	RGB Mapping Field	Our Synthesis Data (HDR)			Our Real Data (HDR)			Real-World-Challenge Data		
				PSNR \uparrow	SSIM \uparrow	LPIPS \downarrow	PSNR \uparrow	SSIM \uparrow	LPIPS \downarrow	PSNR \uparrow	SSIM \uparrow	LPIPS \downarrow
See-NeRF ^{Base}	-	-	-	-	-	-	-	-	-	28.79	.9201	.2939
See-NeRF ^{NoEv}	-	-	ours	22.19	.8361	.2600	19.84	.7881	.2502	30.22	.9350	.2425
See-NeRF ^{NoEMF}	✓	-	ours	22.23	.8682	.2254	25.87	.8867	.1701	32.47	.9547	.1686
See-NeRF ^{3D}	✓	ours	3D Points CRF [3, 5, 16]	20.67	.8561	.2306	24.95	.8323	.1962	31.58	.9534	.1634
See-NeRF ^{EvD}	✓	Simple Linear [4]	ours	22.02	.8669	.2474	16.43	.6932	.3210	29.52	.9267	.2776
See-NeRF	✓	ours	ours	24.13	.8927	.1916	26.49	.8953	.1638	32.70	.9564	.1574

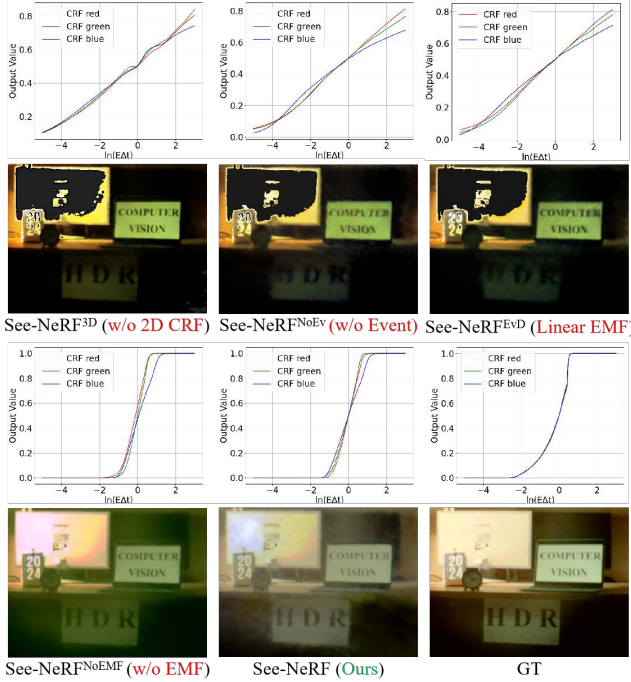


Figure 8. Qualitative results (estimated CRF curve and HDR NVS results) on our real “computerhard” scene for ablation study.

Table 4. Discussion on Robustness of See-NeRF.

Robustness Different Δt Input				Robustness to Event Noise			
Single-Exp	PSNR \uparrow	SSIM \uparrow	LPIPS \downarrow	Noise Level	PSNR \uparrow	SSIM \uparrow	LPIPS \downarrow
$\Delta t_0 = 0.001s$	24.66	.8886	.2547	$\times 1$	25.08	.8956	.2324
$\Delta t_2 = 0.016s$	25.08	.8956	.2324	$\times 2$	24.99	.8956	.2342
$\Delta t_4 = 0.256s$	25.68	.9062	.2193	$\times 4$	24.86	.8948	.2343

NeRF [4] leads to barely satisfactory reconstruction results and CRF estimation (See-NeRF^{EvD} in Tab. 3 and Fig. 8).

5.5. Discussions

Robustness to LDR images with different exposures and event noise: As shown in Tab. 4, we conduct a robustness experiment on the synthetic “Catroom” scene for the HDR NVS task. Firstly, we use the single-exposure images at $\Delta t_0, \Delta t_2, \Delta t_4$ as inputs, respectively. The results show

that single-exposure inputs with longer exposure times yield better results, indicating that the low-light regions of the scene are more difficult to learn than the high-light regions. Secondly, we use events with different noise levels as input. Tab. 4 and the supplement video results on real data show that event noise does not lead to a significant performance degradation, because NeRF training refers to multi-view input, which can inherently weaken the impact of sparse random noise in each individual view, as proved in RawNeRF [27]. Therefore, See-NeRF does not target the processing of event noise, which could be a future optimization direction of ERGB-based NVS methods.

Table 5. Discussion on training time and availability on 3DGS.

	Novel Exposure			HDR			Time
	PSNR \uparrow	SSIM \uparrow	LPIPS \downarrow	PSNR \uparrow	SSIM \uparrow	LPIPS \downarrow	hours
HDR-GS	19.19	.7745	.2537	9.25	.4036	.6376	0.03
Ours + 3DGS	20.39	.8204	.2166	18.27	.7244	.3481	0.05
Ours	24.15	.8576	.1154	19.43	.7979	.2469	2.5

Training time and availability on 3DGS: The training time of our See-NeRF (2.5 h) is slightly longer than that of HDR-NeRF (2.1 h) due to the introduction of event-related computation. We also replace the NeRF network of our method with 3DGS and conduct an experiment on the “computerhard” scene of our real data. As in Tab. 5, “Ours + 3DGS” is better than HDR-GS, especially on the HDR NVS task, and the training speed is also increased by about 50 times with the high-speed rendering of 3DGS. However, the performance of “Ours + 3DGS” is significantly lower than See-NeRF on the novel exposure task. We think this is because the MPL-based camera mapping fields do not perfectly match the 3DGS during optimization, and ERGB-based HDR 3DGS may be a promising future work.

6. Conclusion

In this paper, we propose a unified Sensor-Physics grounded framework, See-NeRF, for deblurring HDR NVS from single-exposure LDR images and corresponding events, which bridges the scene radiance and the sensor-recorded ERGB data based on the physical imaging laws and achieves the state-of-the-art deblurring HDR NVS results.

A. Details of events calibration and division

Events calibration function $h(\cdot)$: For the input event bin $B(t_i, t_{i+1})$ between t_i and t_{i+1} , we use $(x, y, t_{first}^i, p_{first}^i)$ and $(x, y, t_{last}^i, p_{last}^i)$ to represent the first and last triggered event at pixel (x, y) respectively. Then the offset of event set $B(t_i, t_{i+1})$ can be expressed as:

$$h(B(t_i, t_{i+1})) = \phi\left(\frac{(t_i - t_{last}^{i-1})}{t_{first}^i - t_{last}^{i-1}}\right)p_{first}^i - \phi\left(\frac{(t_{i+1} - t_{last}^i)}{t_{first}^{i+1} - t_{last}^i}\right)p_{first}^{i+1}, \quad (16)$$

where $\phi(\cdot)$ represents the function that if we can not find the t_{last}^{i-1} or t_{first}^{i+1} (there is no event triggered in the previous event bin or the next event bin at pixel (x, y)), the output is 0.5. Since this operation is the same on all pixels, we omit the (x, y) in Eq. (16).

Events division: For each training view, we split the input event stream $B(t_{start}, t_{end})$ that corresponding to the input LDR blurry image \mathcal{I}_{LDR} into b bins $B(t_i, t_{i+1})\}_{i=0}^{b-1}$, where $t_0 = t_{start}$ and $t_b = t_{end}$ are the start and end exposure time of the image. t_1, \dots, t_{b-1} are the time points that divide the event stream into b event bins with an equal number of events as in the E³NeRF [31], which leverages the temporal blur prior in events distribution into event loss optimization to achieve better results.

B. Details of our dataset generation

B.1. Synthetic dataset:

Our synthetic dataset consists of 8 HDR Blender [1] scenes (“bathroom”, “catroom”, “dogroom”, “diningroom”, “sofa”, “sponza”, “toyroom”, “warmroom”) in the synthetic data of HDR-NeRF [16], which have both highlight and darkness areas in each scene, resulting in the captured single-exposure images containing both overexposure and underexposure areas as in the first column of Fig. 12. All the data are at a resolution of 400×400 . Below, we introduce the training and test data generation process, respectively.

Training images and events generation: For each scene, there are 18 views of LDR blurry images with a single exposure time Δt_2 and corresponding events within the exposure time for training. For each view, we add camera shaking and generate 17 sharp HDR raw images $\{\mathcal{I}_{HDR}^i\}_{i=0}^{16}$ at time t_i with camera poses $p(t_i)$. The camera pose $p(t_i)$ changes over time, indicating the camera shake process. Note that $t_{start} \leq t_i \leq t_{end}$, where t_{start} and t_{end} are the start time and end time of the exposure as defined in the main paper. Then the 17 sharp HDR raw images are averaged to obtain the blurred HDR raw image \mathcal{I}_{HDR}^{blur} . We used the classic Reinhard tonemapping [34] algorithm in Eq. (17) to convert the blurred HDR raw image into an LDR single-exposure

blurred image with exposure time Δt_2 for training, which is the same as in HDR-NeRF [16]:

$$\mathcal{I}_{LDR}^{\Delta t_2} = \left(\frac{\Phi \Delta t_2 \mathcal{I}_{HDR}^{blur}}{\Phi \Delta t_2 \mathcal{I}_{HDR}^{blur} + 1}\right)^{\frac{1}{2.2}}. \quad (17)$$

Φ is a scale factor, and we take it as 62.5. The 17 sharp HDR raw images $\{\mathcal{I}_{HDR}^i\}_{i=0}^{16}$ are also input into the event simulator v2e [14] with “noisy” option, which involves the event latency and noise simulation into the data generation. Then the events corresponding to the synthetic LDR blurry image $\mathcal{I}_{LDR}^{\Delta t_2}$ is obtained:

$$B(t_{start}, t_{end}) = \mathbf{v2e}(\{\mathcal{I}_{HDR}^i\}_{i=0}^{16}). \quad (18)$$

Note that we add a Bayer filter in the v2e to generate the color events as in the DAVIS 346 Color [37] event camera.

Additional training images: For each training view, we also use Eq. (17) to tonemap the 8-th raw sharp image \mathcal{I}_{HDR}^7 in $\{\mathcal{I}_{HDR}^i\}_{i=0}^{16}$ into LDR domain with exposure times Δt_0 , Δt_2 and Δt_4 , which are used to train the RGB-based HDR NVS works [3, 16, 23, 45] without deblurring effects and to train HDR-NeRF [16] with multi-exposure sharp LDR images as input for reference.

Test images generation: For each scene, there are 17 novel views for testing. For each test view, we render 1 ground-truth (GT) sharp HDR raw image $\mathcal{I}_{HDR}^{sharp}$ with Blender for the HDR novel view synthesis (NVS) test. We also use Eq. (17) to transform the sharp HDR image $\mathcal{I}_{HDR}^{sharp}$ into two GT sharp LDR images at novel exposure times Δt_1 and Δt_3 for the novel exposure NVS test.

B.2. Real dataset:

Our synthetic dataset consists of 5 real-world extreme lighting scenes (“bear”, “computer”, “computerhard”, “desktop”, “table”) with both highlight and darkness areas, resulting in the captured single-exposure LDR images containing both overexposure and underexposure areas. The upper part of Tab. 6 shows the minimum and maximum luminance of the scenes in our real data, which contains a very wide dynamic range. All data is obtained by a DAVIS 346 Color camera [37], which can capture spatial-temporal aligned images and events at resolution 346×260 .

Training images and events generation: For each scene, there are 16 training views. For each view, we capture 1 LDR blurry image at a single exposure time Δt_2 and corresponding events within the exposure time with a handheld DAVIS 346 Color camera.

Additional training images: For each training view, we also capture three sharp LDR images at exposure times Δt_0 , Δt_2 , and Δt_4 with a tripod-fixed DAVIS 346 Color camera to train the RGB-based HDR NVS works [3, 16, 23, 45] without deblurring effects and to train HDR-NeRF [16] with multi-exposure sharp LDR images as input for reference.

Table 6. The exposure time settings of our synthetic and real datasets and the illumination conditions of our real-world scenes.

	Synthetic Scenes	Real-World Scenes				
		Bear	Computer	Computerhard	Desktop	Table
Min Scene luminance	-	70 lux	50 lux	30 lux	20 lux	10 lux
Max Scene luminance	-	2000 lux	4000 lux	5000 lux	1000 lux	1500 lux
Exposure Time Δt_0	0.001 s	0.05 s	0.02 s	0.002 s	0.05 s	0.05 s
Exposure Time Δt_1	0.004 s	0.10 s	0.04 s	0.004 s	0.10 s	0.10 s
Exposure Time Δt_2	0.016 s	0.15 s	0.06 s	0.006 s	0.15 s	0.15 s
Exposure Time Δt_3	0.064 s	0.20 s	0.08 s	0.008 s	0.20 s	0.20 s
Exposure Time Δt_4	0.256 s	0.25 s	0.10 s	0.010 s	0.25 s	0.25 s

Test images generation: For each scene, there are 12 novel views for testing. For each test view, we capture 5 LDR sharp images at exposure times $\{\Delta t_i\}_{i=0}^4$ with a tripod-fixed DAIVS 346 Color camera. The LDR sharp images with novel exposure times Δt_1 and Δt_3 are used for the novel exposure NVS test, which is the same as the synthetic dataset. The GT HDR sharp image for the HDR NVS test is obtained by merging the five LDR sharp images with exposure times $\{\Delta t_i\}_{i=0}^4$ with the classic multi-exposure HDR reconstruction algorithm Debevec [7] as in RawHDR[51].

C. Implementation details

Our framework is built upon E²NeRF [30], and all experiments are conducted on a single RTX 3090 GPU. We set the number of sampled points on each ray to 64 and 128 for the coarse and fine networks, respectively. The batch size of sampled rays is set to 512 and 1024 for the real data and synthetic data, respectively, and we take 50k iterations for each scene. The above NeRF network settings are the same for all the compared NeRF-based methods and our See-NeRF in the experiments. For the 3DGS-based methods, the number of iterations is set to 30000, and other parameters are set to their default parameters for each method. For the detailed evaluation of hyperparameters b , λ , and training time of our See-NeRF, please refer to Sec. D.2.

C.1. Exposure time settings

The lower part of Tab. 6 shows the value of exposure times $\{\Delta t_i\}_{i=0}^4$ of our synthetic and real datasets. For the Real-World-Challenge dataset [31] of the deblurring experiment, the exposure times of the input blurry images are 0.1 s, 0.12 s, 0.1 s, 0.1 s, 0.15 s, for the “corridor”, “lab”, “lobby”, “shelf”, “table” scenes, respectively. We use these exposure times to train and test our See-NeRF to obtain the corresponding deblurred novel view LDR images.

C.2. Pose settings

We use the pose generation framework of E²NeRF [30] to obtain the poses $\{p(t_i)\}_{i=0}^b$ corresponding to the blurry images for all the compared methods and our See-NeRF,

Table 7. Additional evaluation of the HDR NVS performance boundaries between multi-exposure image-based HDR-NeRF and our ERGB-based See-NeRF on the real “Table” scene.

	Real “Table” Scene of Our Dataset			HDR Results		
	Input Data	Image	Event	PSNR↑	SSIM↑	LPIPS↓
HDR-NeRF ^{ref}	$\Delta t_0, \Delta t_2, \Delta t_4$	Sharp	-	28.23	.9207	.1550
HDR-NeRF $\Delta t_2, \Delta t_4$	$\Delta t_2, \Delta t_4$	Sharp	-	21.78	.8404	.1867
HDR-NeRF Δt_2	Δt_2	Sharp	-	12.47	.6804	.3551
HDR-NeRF ^{ref-blur}	$\Delta t_0, \Delta t_2, \Delta t_4$	Blurry	-	25.54	.8640	.3017
See-NeRF	Δt_2	Blurry	✓	27.12	.9093	.1548

which ensures the input poses are the same, so the reconstruction result is only affected by the network architecture.

C.3. Evaluation of HDR results

For the HDR NVS task, we first use the “Enhancer” and “Compressor” options of Photomatrix Pro [13] for our synthetic and real data, respectively, to tonemap the reconstructed and ground truth HDR images into the LDR domain. Then we use PSNR, SSIM, and LPIPS [47] to quantitatively and qualitatively show the results in our main paper and supplementary materials, which are the same as [3, 16].

D. Additional evaluations

D.1. Single-exposure vs. multi-exposure

In this experiment, we train HDR-NeRF [16] with different input exposure ranges to evaluate the HDR NVS performance boundaries of multi-exposure image-based HDR-NeRF and our single-exposure ERGB-based See-NeRF.

Quantitative results: HDR-NeRF^{ref} in Tab. 7 demonstrates that multi-exposure image-based HDR-NeRF can only fully reconstruct sharp HDR scenes when the input LDR images are sharp and cover exposure times at all three scales: low (Δt_0), medium (Δt_2), and high (Δt_4). When the input long-exposure images are motion-blurred, the results of HDR-NeRF^{ref-blur} will be significantly affected by the motion blur and degraded. In contrast, our See-NeRF achieves the best HDR NVS results with blurry single-exposure LDR images and corresponding events

Qualitative results: HDR-NeRF Δt_2 in Fig. 9 illustrates that with images at single-exposure time Δt_2 as input, the estimated CRF curve deviates completely from GT, and the HDR NVS results are also completely distorted. When adding the images with longer exposure time Δt_4 for training, HDR-NeRF $\Delta t_2, \Delta t_4$ can accurately recover the CRF curve of the low-light area, while there is still a deviation in the CRF curve of the highlight area, and the HDR NVS results will show a color cast in the highlight area. When further adding the image with shorter exposure time Δt_0 , the CRF curve of the highlight area is further corrected and close to the GT CRF curve, as shown in the results of HDR-

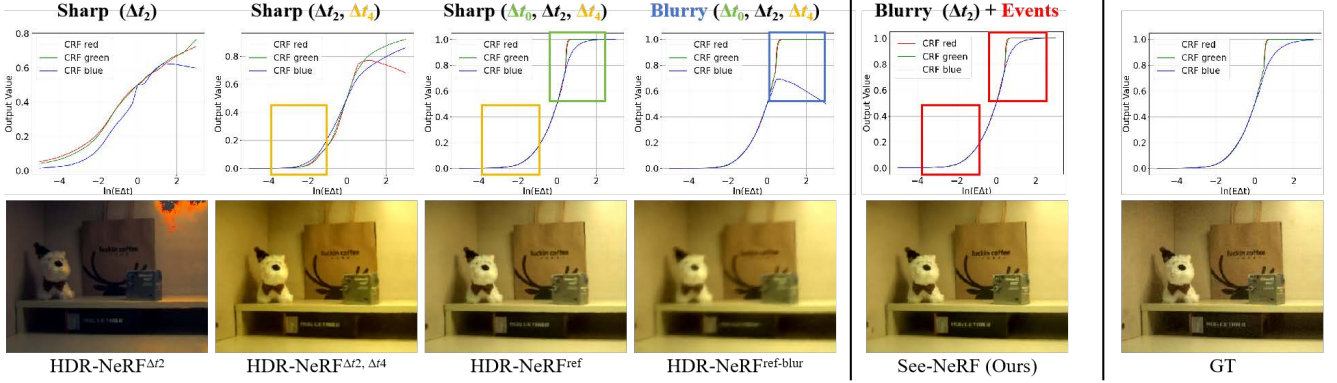


Figure 9. Additional evaluation of the HDR NVS performance boundaries between multi-exposure image-based HDR-NeRF and our ERGB-based See-NeRF on the real “Table” scene. The upper and lower parts of the figure are the estimated CRF curve and HDR NVS results, respectively. See-NeRF leverages events to replace the CRF curve correction effect of the LDR images with exposure times Δt_0 and Δt_4 as in HDR-NeRF^{ref}. Besides, See-NeRF is robust to the image motion blur compared to HDR-NeRF^{ref-blur}.

NeRF^{ref}. However, in the case of blurry input, the estimated CRF curve of HDR-NeRF^{ref-blur} will be distorted, and its reconstruction results will be blurred. In comparison, our See-NeRF leverages the spatial dynamic information of the low-light and highlight areas contained in the event to correct the CRF curves in these areas, achieving both HDR and deblurring NVS with a single-exposure image and corresponding events as input.

Therefore, See-NeRF effectively leverages the spatial and temporal differential information in the low-light, high-light, and blurry regions that are contained in the events to infer the actual brightness of the scene and eliminates the effects of the blurred input, respectively, achieving the best deblurring HDR NVS results with single-exposure input and events, as deduced in the Sec. 3 of the main paper.

Table 8. Evaluation of parameter b and training time.

	HDR (“Desktop” scene)			Deblurring (“Lab” scene)			Time
b	PSNR \uparrow	SSIM \uparrow	LPIPS \downarrow	PSNR \uparrow	SSIM \uparrow	LPIPS \downarrow	hours
2	27.10	.9127	.1930	33.98	.9657	.1458	1.75
4	28.13	.9152	.1796	34.56	.9681	.1374	2.50
6	26.89	.8856	.1842	35.21	.9712	.1277	3.23
8	26.49	.8753	.1834	35.57	.9742	.1193	3.95

D.2. Parameters and training time evaluation

Parameter b : b in Eq.(6) represents the discretization of Eq.(1) with b discrete time points. Therefore, a larger b will lead to better simulation of image formation and generate better results, but at the same time require more iterations and increase the training time as shown in Tab. 8. For the HDR NVS task, when $b = 4$, See-NeRF gets the best results. For the deblurring NVS task, when $b > 6$, the improvement is marginal. So we set $b = 4$ for the HDR and novel exposure NVS experiments on our proposed datasets

and $b = 6$ for the deblurring NVS experiments for the Real-World-Challenge dataset.

Training time: Compared to HDR-NeRF (2.1h), See-NeRF (2.5h) increases computation and training time by 19.05% under the same conditions (same NeRF-related parameters, number of iterations, and batch size; on a single RTX 3090 GPU; on our real dataset). The increased computation is mainly due to the introduction of events and calculations related to event mapping fields. However, since no events are involved during test time, the computation and rendering speed are close to HDR-NeRF (At 346*260 resolution, rendering each frame takes 2.5 seconds).

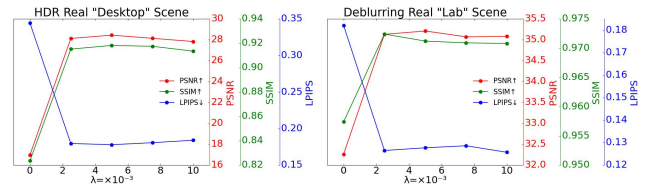


Figure 10. Evaluation of parameter λ .

Parameter λ : As shown in Fig. 10, we evaluate the impact of λ in real-world “desktop” and “lab” scenes for the HDR and deblurring NVS tasks, respectively. When $\lambda = 0.005$, See-NeRF can achieve the best overall results on both tasks. Note that $\lambda = 0$ represents train See-NeRF without event loss supervision.

D.3. Sensor-Physics grounded deblurring effect

Our See-NeRF is significantly better than previous ERGB-based deblurring NVS methods E²NeRF [30], E³NeRF [31], E2GS [8], and Ev-DeblurNeRF [4] as in Tab. 15. This is because these methods all perform the motion blur and events synthesis directly on the nonlinear LDR images rendered by their NeRF network, as shown in

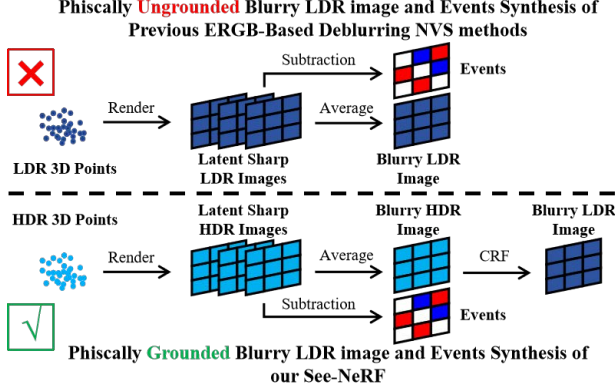


Figure 11. Analysis of sensor-physics grounded deblurring effect.

Fig. 11. In contrast, our See-NeRF performs the motion blur and events synthesis first on the linear raw HDR values of the scene radiance rendered by the NeRF network, and then tonemaps the blurry raw HDR image to the LDR domain, aligning with the physical imaging process of sensors in the real world. On the other hand, our event mapping field eliminates the effects of event delay and further improves the performance. Therefore, See-NeRF achieves SOTA results in the ERGB-based deblurring NeRF task.

E. Detailed results

E.1. Detailed quantitative results

Our synthetic dataset: Tab. 9 and Tab. 10 illustrate the detailed quantitative novel exposure NVS results on each scene of our synthetic dataset. See-NeRF achieves the best overall performance. In certain scenes, the novel exposure results of the compared RGB-based HDR NVS methods are better than those of See-NeRF because it uses sharp images as input. Besides, the detailed quantitative results in Tab. 11 and Tab. 12 illustrate that their performance drops significantly on the HDR NVS task, indicating that they are overfit to the novel exposure task, thus learning a wrong scene HDR representation. In contrast, See-NeRF achieves the best HDR NVS results for all three metrics.

Our real dataset: Tab. 13 and Tab. 14 illustrate the detailed quantitative novel exposure and HDR NVS results on each scene of our real dataset. Some results of the compared RGB-based HDR NVS methods are better than those of See-NeRF on LPIPS due to the sharp images input, while our See-NeRF still achieves the best overall performance. For the HDR experiment, See-NeRF is even better than HDR-NeRF^{ref} in “Bear”, “Computerhard”, and “Desktop” scenes, resulting in the average results in Tab. 1 of the main paper outperforms HDR-NeRF^{ref}. This is likely attributable to the low imaging quality of the DAVIS 346 RGB sensor, which is not suitable for image-based methods.

Real-World-Challenge dataset: Tab. 15 illustrates the de-

tailed quantitative deblurring NVS results on each scene of the Real-World-Challenge dataset [31]. Our See-NeRF realizes the SOTA performance compared to the previous RGB-based and ERGB-based deblurring NVS methods.

E.2. Detailed qualitative results

Our synthetic dataset: Fig. 12 shows the detailed qualitative HDR NVS results on our synthetic dataset, and the results of See-NeRF are closest to GT across all scenes.

Our real dataset Fig. 13 shows the detailed qualitative HDR NVS results on our real dataset, and the results of See-NeRF are closest to GT across all scenes.

Real-World-Challenge dataset Fig. 14 shows the detailed qualitative deblurring NVS results on the Real-World-Challenge dataset. See-NeRF shows impressive deblurring performance compared to other methods.

E.3. Supplementary video results

We also provide supplementary video rendering results to show the impressive HDR and Deblurring NeRF novel view synthesis results of See-NeRF and robustness to noise events of our framework. We highly recommend that the reviewers refer to the attached video for details.

References

- [1] Blender Foundation. Blender 3.4.1, 2023. Software available from <https://www.blender.org>. 5, 9
- [2] MS Brown and S Kim. Understanding color and the in-camera image processing pipeline for computer vision. In *Proc. IEEE/CVF Int. Conf. Comput. Vis. Tutorial*, pages 1–247, 2019. 3
- [3] Yuanhao Cai, Zihao Xiao, Yixun Liang, Minghan Qin, Yulun Zhang, Xiaokang Yang, Yaoyao Liu, and Alan L Yuille. Hdr-gs: Efficient high dynamic range novel view synthesis at 1000x speed via gaussian splatting. *Nips*, 2024. 2, 6, 7, 8, 9, 10, 13, 14
- [4] Marco Cannici and Davide Scaramuzza. Mitigating motion blur in neural radiance fields with events and frames. In *IEEE/CVF CVPR*, pages 9286–9296, 2024. 2, 3, 5, 7, 8, 11
- [5] Zehao Chen, Zhanfeng Liao, De Ma, Huajin Tang, Qian Zheng, and Gang Pan. Evhdr-nerf: Building high dynamic range radiance fields with single exposure images and events. In *Proceedings of the AAAI*, pages 2376–2384, 2025. 2, 3, 5, 6, 7, 8, 13, 14
- [6] Mengyao Cui, Zhigang Wang, Dong Wang, Bin Zhao, and Xuelong Li. Color event enhanced single-exposure hdr imaging. In *Proceedings of the AAAI Conference on Artificial Intelligence*, pages 1399–1407, 2024. 3
- [7] Paul E Debevec and Jitendra Malik. Recovering high dynamic range radiance maps from photographs. In *Seminal Graphics Papers: Pushing the Boundaries, Volume 2*, pages 643–652. 2023. 6, 10
- [8] Hiroyuki Deguchi, Mana Masuda, Takuya Nakabayashi, and Hideo Saito. E2gs: Event enhanced gaussian splatting. In

Table 9. Detailed quantitative novel exposure NVS results on each scene of our synthetic dataset.

		Input		Bathroom	Catroom	Diningroom	Dogroom
	Methods	Image	Event	PSNR↑ SSIM↑ LPIPS↓	PSNR↑ SSIM↑ LPIPS↓	PSNR↑ SSIM↑ LPIPS↓	PSNR↑ SSIM↑ LPIPS↓
Reference	HDR-NeRF ^{ref}	Sharp ($\Delta t_0, \Delta t_2, \Delta t_4$)	-	29.69 .9148 .1798	26.56 .9089 .1589	29.02 .9493 .1053	25.20 .8537 .1028
RGB-Based HDR NVS	HDR-NeRF [16]	Sharp (Δt_2)	-	27.13 .9161 .1920	24.56 .8954 .1769	23.68 .9454 .1002	21.11 .8382 .1088
	HDR-GS [3]	Sharp (Δt_2)	-	17.17 .7536 .3440	15.66 .7041 .3088	12.73 .6970 .4790	13.24 .7189 .3377
	Gaussian-DK [45]	Sharp (Δt_2)	-	29.99 .9599 .1580	28.46 .9478 .1636	21.21 .9142 .1409	24.24 .9714 .1593
	GaussHDR [23]	Sharp (Δt_2)	-	15.30 .7288 .1925	14.37 .7367 .1858	12.73 .7483 .2230	12.03 .7115 .2473
ERGB-Based Deblurring HDR NVS	HDR-NeRF+	Blurry (Δt_2)	✓	19.50 .7311 .3197	18.58 .7288 .2970	14.59 .7336 .2699	14.74 .5893 .3586
	EvHDR-NeRF [5]	Blurry (Δt_2)	✓	26.43 .8729 .3124	25.11 .8855 .3249	20.45 .8412 .2847	22.81 .8229 .2903
	See-NeRF	Blurry (Δt_2)	✓	28.13 .9141 .1596	27.45 .9214 .1774	23.28 .9315 .1314	24.81 .8678 .1430

Table 10. Detailed quantitative novel exposure NVS results on each scene of our synthetic dataset.

		Input		Sofa	Sponza	Toyroom	Warmroom
	Methods	Image	Event	PSNR↑ SSIM↑ LPIPS↓	PSNR↑ SSIM↑ LPIPS↓	PSNR↑ SSIM↑ LPIPS↓	PSNR↑ SSIM↑ LPIPS↓
Reference	HDR-NeRF ^{ref}	Sharp ($\Delta t_0, \Delta t_2, \Delta t_4$)	-	30.66 .9292 .1139	31.49 .9555 .1161	31.69 .9641 .0694	29.47 .9224 .1657
RGB-Based HDR NVS	HDR-NeRF [16]	Sharp (Δt_2)	-	20.48 .9199 .1248	29.48 .9504 .1252	25.48 .9569 .0934	24.97 .9200 .1583
	HDR-GS [3]	Sharp (Δt_2)	-	12.97 .7777 .2391	18.78 .7352 .4568	15.04 .7682 .3198	15.42 .7873 .3411
	Gaussian-DK [45]	Sharp (Δt_2)	-	24.46 .9787 .1351	20.27 .6563 .3864	28.63 .9681 .1526	29.74 .9609 .1378
	GaussHDR [23]	Sharp (Δt_2)	-	13.79 .7391 .2252	22.34 .8678 .2037	12.49 .7607 .2293	14.50 .7589 .2164
ERGB-Based Deblurring HDR NVS	HDR-NeRF+	Blurry (Δt_2)	✓	18.22 .7045 .2436	18.06 .6032 .2696	17.18 .8291 .1948	20.15 .8232 .2753
	EvHDR-NeRF [5]	Blurry (Δt_2)	✓	24.04 .9048 .2283	24.40 .8551 .2655	25.70 .9142 .2871	26.05 .8728 .2850
	See-NeRF	Blurry (Δt_2)	✓	28.03 .9399 .1075	33.33 .9693 .0929	28.76 .9533 .0937	26.75 .9185 .1572

2024 IEEE International Conference on Image Processing (ICIP), pages 1676–1682. IEEE, 2024. 2, 3, 7, 11

- [9] Guillermo Gallego, Tobi Delbrück, Garrick Orchard, Chiara Bartolozzi, Brian Taba, Andrea Censi, Stefan Leutenegger, Andrew J Davison, Jörg Conradt, Kostas Daniilidis, et al. Event-based vision: A survey. *IEEE TPAMI*, 44(1):154–180, 2020. 2, 3
- [10] Hanqian Han, Jianing Li, Henglu Wei, and Xiangyang Ji. Event-3dgs: Event-based 3d reconstruction using 3d gaussian splatting. *Advances in Neural Information Processing Systems*, 37:128139–128159, 2024. 3
- [11] Jin Han, Chu Zhou, Peiqi Duan, Yehui Tang, Chang Xu, Chao Xu, Tiejun Huang, and Boxin Shi. Neuromorphic camera guided high dynamic range imaging. In *IEEE/CVF CVPR*, pages 1730–1739, 2020. 3
- [12] Jin Han, Yixin Yang, Peiqi Duan, Chu Zhou, Lei Ma, Chao Xu, Tiejun Huang, Imari Sato, and Boxin Shi. Hybrid high dynamic range imaging fusing neuromorphic and conventional images. *IEEE TPAMI*, 45(7):8553–8565, 2023. 3
- [13] HDRsoft. Photomatix pro 7.1.2, 2024. Software available from <https://www.softpedia.com/>. 6, 10
- [14] Yuhuang Hu, Shih-Chii Liu, and Tobi Delbruck. v2e: From video frames to realistic dvs events. In *CVPR*, 2021. 5, 9
- [15] Junwu Huang, Zhexiong Wan, Zhicheng Lu, Juanjuan Zhu, Mingyi He, and Yuchao Dai. Ev3dgs: Event enhanced 3d gaussian splatting from blurry images. In *2024 Asia Pacific Signal and Information Processing Association Annual Summit and Conference (APSIPA ASC)*, pages 1–6. IEEE, 2024. 3
- [16] Xin Huang, Qi Zhang, Ying Feng, Hongdong Li, Xuan Wang, and Qing Wang. Hdr-nerf: High dynamic range neu-

ral radiance fields. In *CVPR*, 2022. 2, 5, 6, 7, 8, 9, 10, 13, 14

- [17] Inwoo Hwang, Junho Kim, and Young Min Kim. Ev-nerf: Event based neural radiance field. In *Proceedings of the IEEE/CVF Winter Conference on Applications of Computer Vision*, pages 837–847, 2023. 3
- [18] Zhe Jiang, Yu Zhang, Dongqing Zou, Jimmy Ren, Jiancheng Lv, and Yebin Liu. Learning event-based motion deblurring. In *IEEE/CVF CVPR*, pages 3320–3329, 2020. 3
- [19] Xin Jin, Pengyi Jiao, Zheng-Peng Duan, Xingchao Yang, Chongyi Li, Chun-Le Guo, and Bo Ren. Lighting every darkness with 3dgs: Fast training and real-time rendering for hdr view synthesis. *Advances in Neural Information Processing Systems*, 37:80191–80219, 2025. 2
- [20] Bernhard Kerbl, Georgios Kopanas, Thomas Leimkühler, and George Drettakis. 3d gaussian splatting for real-time radiance field rendering. *ACM Trans. Graph.*, 42(4):139–1, 2023. 1, 2
- [21] Dogyoon Lee, Minhyeok Lee, Chajin Shin, and Sangyoun Lee. Dp-nerf: Deblurred neural radiance field with physical scene priors. In *Proceedings of the IEEE/CVF CVPR*, pages 12386–12396, 2023. 2, 7
- [22] Songnan Lin, Jiawei Zhang, Jinshan Pan, Zhe Jiang, Dongqing Zou, Yongtian Wang, Jing Chen, and Jimmy Ren. Learning event-driven video deblurring and interpolation. In *European Conference on Computer Vision*, pages 695–710. Springer, 2020. 3
- [23] Jinfeng Liu, Lingtong Kong, Bo Li, and Dan Xu. Gausshdr: High dynamic range gaussian splatting via learning unified 3d and 2d local tone mapping. In *CVPR*, 2025. 2, 6, 9, 13, 14

Table 11. Detailed quantitative HDR NVS results on each scene of our synthetic dataset.

		Input		Bathroom			Catroom			Diningroom			Dogroom		
	Methods	Image	Event	PSNR \uparrow	SSIM \uparrow	LPIPS \downarrow	PSNR \uparrow	SSIM \uparrow	LPIPS \downarrow	PSNR \uparrow	SSIM \uparrow	LPIPS \downarrow	PSNR \uparrow	SSIM \uparrow	LPIPS \downarrow
Reference	HDR-NeRF ^{ref}	Sharp ($\Delta t_0, \Delta t_2, \Delta t_4$)	-	25.96	.8412	.2413	26.09	.8914	.2015	25.45	.9280	.1432	24.65	.8332	.1261
RGB-Based HDR NVS	HDR-NeRF [16]	Sharp (Δt_2)	-	19.06	.7886	.3384	19.84	.8531	.2722	11.15	.4079	.6993	14.65	.6379	.3291
	HDR-GS [3]	Sharp (Δt_2)	-	12.16	.6562	.5850	13.58	.7421	.5033	12.90	.6761	.4857	14.56	.6995	.4755
	Gaussian-DK [45]	Sharp (Δt_2)	-	13.57	.7088	.2689	12.04	.7207	.2380	10.71	.5619	.4420	12.87	.7302	.2583
	GaussHDR [23]	Sharp (Δt_2)	-	13.39	.7976	.1398	10.81	.7321	.1784	12.27	.7389	.1540	10.86	.7789	.1763
ERGB-Based Deblurring HDR NVS	HDR-NeRF+	Blurry (Δt_2)	✓	16.18	.6439	.3847	14.29	.6153	.3434	12.95	.5215	.6971	16.15	.5081	.3807
	EvHDR-NeRF [5]	Blurry (Δt_2)	✓	22.85	.7915	.3624	23.56	.8594	.3784	23.11	.8841	.2452	17.62	.7442	.3509
	See-NeRF	Blurry (Δt_2)	✓	20.83	.8282	.2801	25.08	.8956	.2324	24.71	.9219	.1414	21.99	.8638	.1757

Table 12. Detailed quantitative HDR NVS results on each scene of our synthetic dataset.

		Input		Sofa			Sponza			Toyroom			Warmroom		
	Methods	Image	Event	PSNR \uparrow	SSIM \uparrow	LPIPS \downarrow	PSNR \uparrow	SSIM \uparrow	LPIPS \downarrow	PSNR \uparrow	SSIM \uparrow	LPIPS \downarrow	PSNR \uparrow	SSIM \uparrow	LPIPS \downarrow
Reference	HDR-NeRF ^{ref}	Sharp ($\Delta t_0, \Delta t_2, \Delta t_4$)	-	28.34	.9000	.1504	26.24	.8841	.2189	30.66	.9525	.0994	27.94	.8948	.1828
RGB-Based HDR NVS	HDR-NeRF [16]	Sharp (Δt_2)	-	13.45	.7020	.3381	24.93	.8736	.2469	14.60	.8315	.2605	18.50	.8126	.2752
	HDR-GS [3]	Sharp (Δt_2)	-	12.29	.6713	.5124	17.00	.7045	.5966	13.30	.7606	.4901	12.53	.6837	.4284
	Gaussian-DK [45]	Sharp (Δt_2)	-	15.00	.7883	.2829	11.20	.5116	.5422	12.85	.7376	.2544	13.66	.7014	.2782
	GaussHDR [23]	Sharp (Δt_2)	-	13.89	.8521	.1467	16.48	.7860	.2726	12.92	.8112	.1398	13.03	.7470	.1647
ERGB-Based Deblurring HDR NVS	HDR-NeRF+	Blurry (Δt_2)	✓	17.93	.5986	.3015	17.90	.8002	.2967	17.77	.7607	.2310	15.45	.7002	.3215
	EvHDR-NeRF [5]	Blurry (Δt_2)	✓	20.63	.8312	.2983	20.91	.7667	.4215	21.24	.8450	.3948	23.93	.8315	.3056
	See-NeRF	Blurry (Δt_2)	✓	23.55	.9117	.1447	26.74	.9102	.2127	26.01	.9357	.1604	24.13	.8746	.1850

- [24] Weng Fei Low and Gim Hee Lee. Robust e-nerf: Nerf from sparse & noisy events under non-uniform motion. In *IEEE/CVF ICCV*, pages 18335–18346, 2023. 3
- [25] Weng Fei Low and Gim Hee Lee. Deblur e-nerf: Nerf from motion-blurred events under high-speed or low-light conditions. In *European Conference on Computer Vision*, pages 192–209. Springer, 2024. 2, 3
- [26] Ben Mildenhall, Pratul P Srinivasan, Matthew Tancik, Jonathan T Barron, Ravi Ramamoorthi, and Ren Ng. Nerf: Representing scenes as neural radiance fields for view synthesis. *Communications of the ACM*, 65(1):99–106, 2021. 1, 2
- [27] Ben Mildenhall, Peter Hedman, Ricardo Martin-Brualla, Pratul P Srinivasan, and Jonathan T Barron. Nerf in the dark: High dynamic range view synthesis from noisy raw images. In *IEEE/CVF CVPR*, pages 16190–16199, 2022. 2, 8
- [28] Mohammad Mostafavi, Lin Wang, and Kuk-Jin Yoon. Learning to reconstruct hdr images from events, with applications to depth and flow prediction. *International Journal of Computer Vision*, 129(4):900–920, 2021. 3
- [29] Liyuan Pan, Cedric Scheerlinck, Xin Yu, Richard Hartley, Miaomiao Liu, and Yuchao Dai. Bringing a blurry frame alive at high frame-rate with an event camera. In *IEEE/CVF CVPR*, pages 6820–6829, 2019. 3, 6
- [30] Yunshan Qi, Lin Zhu, Yu Zhang, and Jia Li. E²nerf: Event enhanced neural radiance fields from blurry images. In *IEEE/CVF ICCV*, pages 13254–13264, 2023. 2, 3, 5, 6, 7, 10, 11
- [31] Yunshan Qi, Jia Li, Yifan Zhao, Yu Zhang, and Lin Zhu. E³nerf: Efficient event-enhanced neural radiance fields from blurry images, 2024. 4, 5, 7, 9, 10, 11, 12
- [32] Yunshan Qi, Lin Zhu, Yifan Zhao, Nan Bao, and Jia Li. Deblurring neural radiance fields with event-driven bundle adjustment. In *Proceedings of the 32nd ACM MM*, pages 9262–9270, 2024. 2, 3, 7
- [33] Henri Rebecq, René Ranftl, Vladlen Koltun, and Davide Scaramuzza. High speed and high dynamic range video with an event camera. *IEEE TPAMI*, 43(6):1964–1980, 2019. 3
- [34] Erik Reinhard, Michael Stark, Peter Shirley, and James Ferwerda. Photographic tone reproduction for digital images. In *Seminal Graphics Papers: Pushing the Boundaries, Volume 2*, pages 661–670. 2023. 9
- [35] Viktor Rudnev, Mohamed Elgharib, Christian Theobalt, and Vladislav Golyanik. Eventnerf: Neural radiance fields from a single colour event camera. In *IEEE/CVF CVPR*, pages 4992–5002, 2023. 3
- [36] Wei Shang, Dongwei Ren, Dongqing Zou, Jimmy S Ren, Ping Luo, and Wangmeng Zuo. Bringing events into video deblurring with non-consecutively blurry frames. In *IEEE/CVF ICCV*, pages 4531–4540, 2021. 3
- [37] Gemma Taverni, Diederik Paul Moeys, Chenghan Li, Celso Cavaco, Vasyil Motsnyi, David San Segundo Bello, and Tobi Delbruck. Front and back illuminated dynamic and active pixel vision sensors comparison. *IEEE Transactions on Circuits and Systems II: Express Briefs*, 65(5):677–681, 2018. 6, 9
- [38] Lin Wang, Yo-Sung Ho, Kuk-Jin Yoon, et al. Event-based high dynamic range image and very high frame rate video generation using conditional generative adversarial networks. In *IEEE/CVF CVPR*, pages 10081–10090, 2019. 3
- [39] Peng Wang, Lingzhe Zhao, Ruijie Ma, and Peidong Liu.

Table 13. Detailed quantitative novel exposure NVS results on each scene of our real dataset.

	Input		Bear			Computer			Computerhard			Desktop			Table		
Methods	Image	Event	PSNR \uparrow	SSIM \uparrow	LPIPS \downarrow	PSNR \uparrow	SSIM \uparrow	LPIPS \downarrow	PSNR \uparrow	SSIM \uparrow	LPIPS \downarrow	PSNR \uparrow	SSIM \uparrow	LPIPS \downarrow	PSNR \uparrow	SSIM \uparrow	LPIPS \downarrow
HDR-NeRF ^{ref}	Sharp ($\Delta t_0, \Delta t_2, \Delta t_4$)	-	32.89	.9611	.1208	28.95	.9451	.0675	32.69	.9685	.0440	35.71	.9612	.1353	36.97	.9732	.1072
HDR-NeRF	Sharp (Δt_2)	-	20.05	.9138	.1498	20.95	.8721	.1098	20.44	.8787	.0977	24.65	.9102	.1381	24.82	.9315	.1196
HDR-GS	Sharp (Δt_2)	-	18.35	.8736	.1901	18.76	.7913	.1863	19.19	.8257	.1537	21.03	.8965	.2218	18.83	.8163	.2382
Gaussian-DK	Sharp (Δt_2)	-	25.32	.9541	.1201	23.50	.8821	.1085	21.83	.7411	.1257	30.79	.9440	.1348	30.61	.9619	.1030
GaussHDR	Sharp (Δt_2)	-	25.07	.9454	.1862	24.63	.9236	.1777	23.28	.9101	.1763	30.13	.9454	.1829	30.74	.9561	.1626
HDR-NeRF+	Blurry (Δt_2)	✓	17.13	.7716	.3123	13.30	.5075	.2917	12.60	.3793	.4650	16.93	.6431	.3710	16.55	.6665	.2819
EvHDR-NeRF	Blurry (Δt_2)	✓	22.14	.9059	.1937	23.91	.8760	.1228	21.12	.8187	.1598	25.94	.8984	.1777	25.68	.9160	.1709
See-NeRF	Blurry (Δt_2)	✓	30.24	.9591	.1202	27.04	.9481	.0713	24.15	.8576	.1154	31.84	.9536	.1155	32.27	.9621	.1076

Table 14. Detailed quantitative HDR NVS results on each scene of our real dataset.

	Input		Bear			Computer			Computerhard			Desktop			Table		
Methods	Image	Event	PSNR \uparrow	SSIM \uparrow	LPIPS \downarrow	PSNR \uparrow	SSIM \uparrow	LPIPS \downarrow	PSNR \uparrow	SSIM \uparrow	LPIPS \downarrow	PSNR \uparrow	SSIM \uparrow	LPIPS \downarrow	PSNR \uparrow	SSIM \uparrow	LPIPS \downarrow
HDR-NeRF ^{ref}	Sharp ($\Delta t_0, \Delta t_2, \Delta t_4$)	-	30.79	.9479	.1045	28.08	.8976	.1226	17.03	.6914	.2024	27.15	.9006	.2036	28.23	.9207	.1550
HDR-NeRF	Sharp (Δt_2)	-	10.15	.4789	.4333	10.28	.4684	.4552	9.76	.4989	.4850	11.71	.6101	.3860	12.47	.6804	.3551
HDR-GS	Sharp (Δt_2)	-	17.11	.8773	.3282	14.29	.5777	.5406	9.25	.4036	.6376	15.00	.7993	.4103	15.24	.8140	.4334
Gaussian-DK	Sharp (Δt_2)	-	14.27	.8181	.3253	12.75	.6314	.4308	11.09	.4588	.5935	16.47	.8113	.3343	17.08	.8367	.3436
GaussHDR	Sharp (Δt_2)	-	19.55	.9288	.1939	16.35	.8305	.2451	17.40	.7771	.1689	24.21	.8934	.1432	24.43	.9047	.1102
HDR-NeRF+	Blurry (Δt_2)	✓	21.10	.8996	.2196	18.09	.7855	.2772	12.18	.6128	.4355	18.68	.8443	.3110	23.01	.9039	.1925
EvHDR-NeRF	Blurry (Δt_2)	✓	18.17	.7972	.2138	23.18	.8251	.2216	10.39	.1939	.4011	21.85	.8000	.2465	21.40	.8649	.2229
See-NeRF	Blurry (Δt_2)	✓	31.91	.9558	.0999	25.85	.8982	.1379	19.43	.7979	.2469	28.13	.9152	.1796	27.13	.9093	.1548

Bad-nerf: Bundle adjusted deblur neural radiance fields. In *IEEE/CVF CVPR*, pages 4170–4179, 2023. 2, 7

- [40] Ziwei Wang, Yonhon Ng, Cedric Scheerlinck, and Robert Mahony. An asynchronous kalman filter for hybrid event cameras. In *IEEE/CVF ICCV*, pages 448–457, 2021. 3
- [41] Ziwei Wang, Yonhon Ng, Cedric Scheerlinck, and Robert Mahony. An asynchronous linear filter architecture for hybrid event-frame cameras. *IEEE TPAMI*, 46(2):695–711, 2023. 3
- [42] Guanjun Wu, Taoran Yi, Jiemin Fang, Wenyu Liu, and Xinggang Wang. Fast high dynamic range radiance fields for dynamic scenes. In *2024 International Conference on 3D Vision (3DV)*, pages 862–872. IEEE, 2024. 2
- [43] Fang Xu, Lei Yu, Bishan Wang, Wen Yang, Gui-Song Xia, Xu Jia, Zhendong Qiao, and Jianzhuang Liu. Motion deblurring with real events. In *IEEE/CVF ICCV*, pages 2583–2592, 2021. 3
- [44] Yixin Yang, Jin Han, Jinxiu Liang, Imari Sato, and Boxin Shi. Learning event guided high dynamic range video reconstruction. In *IEEE/CVF CVPR*, pages 13924–13934, 2023. 3, 6
- [45] Sheng Ye, Zhen-Hui Dong, Yubin Hu, Yu-Hui Wen, and Yong-Jin Liu. Gaussian in the dark: Real-time view synthesis from inconsistent dark images using gaussian splatting. In *Computer Graphics Forum*, page e15213. Wiley Online Library, 2024. 2, 6, 9, 13, 14
- [46] Wangbo Yu, Chaoran Feng, Jianing Li, Jiye Tang, Jiashu Yang, Zhenyu Tang, Meng Cao, Xu Jia, Yuchao Yang, Li Yuan, et al. Evagaussians: Event stream assisted gaussian splatting from blurry images. In *Proceedings of the IEEE/CVF International Conference on Computer Vision*, pages 24780–24790, 2025. 3
- [47] Richard Zhang, Phillip Isola, Alexei A Efros, Eli Shechtman, and Oliver Wang. The unreasonable effectiveness of deep features as a perceptual metric. In *Proceedings of the IEEE conference on CVPR*, pages 586–595, 2018. 6, 10
- [48] Zixin Zhang, Kanghao Chen, and Lin Wang. Elite-evgs: Learning event-based 3d gaussian splatting by distilling event-to-video priors. In *2025 IEEE International Conference on Robotics and Automation (ICRA)*, pages 13972–13978. IEEE, 2025. 3
- [49] Lingzhe Zhao, Peng Wang, and Peidong Liu. Bad-gaussians: Bundle adjusted deblur gaussian splatting. In *European Conference on Computer Vision*, pages 233–250. Springer, 2024. 2, 7
- [50] Yunhao Zou, Yinqiang Zheng, Tsuyoshi Takatani, and Ying Fu. Learning to reconstruct high speed and high dynamic range videos from events. In *IEEE/CVF CVPR*, pages 2024–2033, 2021. 3
- [51] Yunhao Zou, Chenggang Yan, and Ying Fu. Rawhdr: High dynamic range image reconstruction from a single raw image. In *IEEE/CVF ICCV*, pages 12334–12344, 2023. 6, 10
- [52] Yunhao Zou, Ying Fu, Tsuyoshi Takatani, and Yinqiang Zheng. Eventhdr: From event to high-speed hdr videos and beyond. *IEEE TPAMI*, 47(1):32–50, 2025. 3

Table 15. Detailed quantitative deblurring NVS results on each scene of the Real-World-Challenge dataset.

	Methods	Corridor			Lab			Lobby			Shelf			Table		
		PSNR \uparrow	SSIM \uparrow	LPIPS \downarrow	PSNR \uparrow	SSIM \uparrow	LPIPS \downarrow	PSNR \uparrow	SSIM \uparrow	LPIPS \downarrow	PSNR \uparrow	SSIM \uparrow	LPIPS \downarrow	PSNR \uparrow	SSIM \uparrow	LPIPS \downarrow
RGB-Based Deblurring NVS	BAD-NeRF	26.24	.8950	.4761	28.86	.9125	.2386	23.06	.8175	.6265	29.61	.8820	.2487	20.39	.7804	.6102
	DP-NeRF	29.64	.9508	.3361	31.40	.9452	.2350	27.52	.9168	.3093	29.92	.9036	.2937	25.79	.8964	.3336
ERGB-Based Deblurring NVS	EBAD-NeRF	28.74	.9288	.4018	30.10	.9354	.2052	26.66	.8867	.4048	29.88	.8965	.2646	23.34	.8574	.3981
	Ev-DeblurNeRF	31.27	.9546	.2960	31.64	.9570	.1790	22.48	.8611	.4917	31.53	.9285	.2141	22.23	.8647	.3975
	E2GS	23.83	.8699	.5516	32.84	.9571	.2131	27.92	.9132	.4155	31.81	.9205	.2348	26.91	.9218	.2807
	E ² NeRF	30.13	.9584	.2228	32.16	.9581	.1717	28.94	.9258	.2635	31.23	.9109	.2578	27.15	.9196	.2622
	E ³ NeRF	31.50	.9636	.2213	34.02	.9641	.1505	30.25	.9339	.2479	32.48	.9342	.1736	28.75	.9362	.2067
ERGB-Based Deblurring HDR NVS	EvHDR-NeRF	29.98	.9444	.3701	27.34	.9078	.3400	27.24	.9064	.3544	28.08	.8639	.3345	23.32	.8575	.4665
	See-NeRF	34.12	.9749	.1313	35.21	.9712	.1277	31.12	.9449	.2248	34.40	.9545	.1065	28.64	.9367	.1965




Figure 12. Detailed qualitative HDR NVS results on each scene of our synthetic dataset.




Figure 13. Detailed qualitative HDR NVS results on each scene of our real dataset.




Figure 14. Detailed qualitative deblurring NVS results on each scene of the Real-World-Challenge dataset.