

Multi-Targeted Graph Backdoor Attack

Md Nabi Newaz Khan, Abdullah Arafat Miah, Yu Bi

Department of Electrical, Computer and Biomedical Engineering, University of Rhode Island, Kingston, RI, USA
Email: {mdnabinewaz.khan, abduallaharafat.miah, yu_bi}@uri.edu

Abstract

Graph neural network (GNN) have demonstrated exceptional performance in solving critical problems across diverse domains yet remain susceptible to backdoor attacks. Existing studies on backdoor attack for graph classification are limited to single target attack using subgraph replacement based mechanism where the attacker implants only one trigger into the GNN model. In this paper, we introduce the first multi-targeted backdoor attack for graph classification task, where multiple triggers simultaneously redirect predictions to different target labels. Instead of subgraph replacement, we propose subgraph injection which preserves the structure of the original graphs while poisoning the clean graphs. Extensive experiments demonstrate the efficacy of our approach, where our attack achieves high attack success rates for all target labels with minimal impact on the clean accuracy. Experimental results on five dataset demonstrate the superior performance of our attack framework compared to the conventional subgraph replacement-based attack. Our analysis on four GNN models confirms the generalization capability of our attack which is effective regardless of the GNN model architectures and training parameters settings. We further investigate the impact of the attack design parameters including injection methods, number of connections, trigger sizes, trigger edge density and poisoning ratios. Additionally, our evaluation against state-of-the-art defenses (randomized smoothing and fine-pruning) demonstrates the robustness of our proposed multi-target attacks. This work highlights the GNN vulnerability against multi-targeted backdoor attack in graph classification task. Our source codes will be available at <https://github.com/SiSL-URI/Multi-Targeted-Graph-Backdoor-Attack>.

Keywords: Backdoor Attack, Graph Neural Network (GNN), Graph Convolutional Network (GCN), Graph Attention Network (GAT)

1. Introduction

Graph neural network (GNN) has emerged as a foundational deep learning paradigm for learning complex patterns and structural information from graph-structured data such as social networks [1], molecular structures [2, 3], biological networks [4], financial networks [5], image pixels [6] and transportation and logistics networks [7]. GNNs have demonstrated exceptional performance in addressing the most challenging real-world problems. It is widely used in drug discovery [8], where it helps to identify promising compounds or vaccines for remedy of a disease; protein interaction prediction [9], where it predicts how protein would behave in a interaction with other living cell. Companies leverage the strength of GNN to build advanced recommendation system for social networks and retail marketing cites [10], while chemists use it for molecular analysis [2, 3]. In computer vision, images are converted into graphs by representing the superpixels generated from the image pixels as nodes and relation between the superpixels as edges. These graphs are then used for image classification [11], object detection [12]. Meanwhile, cyber security teams, banks and other financial institution deploy GNN for intrusion detection [13] and financial fraud detection [14, 15]. GNN extracts deep insights from graph data using iterative message-passing techniques, where node representations are recursively updated by aggregating the features of their neighbors [16]. Due to their

ability to tackle these complex problems, GNNs have gained significant attention and their use is expanding rapidly in both academia and industry [17]. Despite demonstrating impressive performance across diverse applications, GNN’s vulnerability to backdoor attacks still remain underexplored, making their security an increasingly critical concern as their adoption in continues to grow[18].

Backdoor attacks on graph neural networks can be executed by integrating triggers into graph data and mapping the poisoned samples to a target class. Specifically, GNN triggers can take various forms, including node embeddings, graph topology/edge configuration as well as subgraphs. Most of the existing research on backdoor attacks in GNN focuses on node classification, where triggers are implanted to manipulate the predicted label of a specific node [19, 20, 21, 22, 23]. In such attacks, the bad actor exploits the message-passing mechanism to propagate malicious signals through nodes, thereby corrupting the embeddings of target nodes. While these studies have demonstrated substantial success in compromising node-level classification, backdoor attacks on graph classification can present significantly greater challenges. Unlike node classification, where the attack objective is localized to individual nodes, backdoor attack on graph classification task requires influencing the global graph-level representation, a combined result from all node and edge embeddings, thereby causing the GNN model to misclassify the graph into the target class.

Prior work on backdoor attacks in graph classification has implemented adversarial strategies by replacing a small portion of the original graph with small subgraph triggers [20, 24, 25, 19]. Although they have achieved remarkable attack performance, all of these previous studies exclusively address single-targeted attacks where the GNN model predicts all classes containing the subgraph trigger as belonging to a unique target class. However, multi-targeted backdoor attacks for graph classification remain unexplored. Multi-targeted attack is significantly more sophisticated and powerful, given that it allows different trigger design to provoke diverse target classes which adds extra complexities onto the compromised model.

To fill the research gap, in this paper, we investigate multi-targeted backdoor attacks on GNNs for graph classification. The key challenge lies in designing an attack framework that can simultaneously incorporate multiple triggers into the model. Achieving such an attack is non-trivial since introducing multiple triggers poses the threat of interference between triggers, as well as preserving the clean accuracy of the attacked GNN model. Existing research works have utilized subgraph replacement within clean graphs to utilize the single target attack for graph classification. Despite its high attack success, the replacement based framework struggles to support the multi-targeted backdoor attack. It fails to implant multiple triggers at the same time because of interference among the triggers influence on the GNN model and distortion of the clean graphs original structure (detailed evaluation can be seen in Section 4). To address this limitation and realize multi-targeted backdoor attacks, we propose a subgraph trigger injection-based attack framework that implants triggers into the data samples while preserving the original graph structure.

Our main contributions are detailed as follows:

- We propose a subgraph injection-based mechanism for backdoor attacks in graph classification. Unlike the state-of-the-art replacement-based backdoor attacks, the proposed method is the first-of-its-kind to introduce poison node injection strategy for achieving multi-targeted backdoor attacks.
- Extensive experiments are conducted to demonstrate the efficacy of our proposed approach across diverse datasets while maintaining the clean accuracy. Additionally, we exhaustively analyze the variation in attack performance with respect to configurable attack design parameters.
- We evaluate the proposed attack against the state-of-the-art certified defenses, demonstrating that our proposed framework for multi target backdoor attack is robust and effective against Randomized Smoothing and Fine-Pruning defenses.

2. Background

2.1. Graph Neural Network (GNN)

Graph Neural Network (GNN) is a special type of machine learning model that can process & extract information from

graph-structured data and make predictions based on it. Traditional Machine Learning models can handle euclidean data, but struggle with graph type data, where each sample may have irregular size and structure. Graph Neural Network solves this problem by its ability to learn from different shaped data using a combination of message passing and global pooling techniques which was first introduced by Gori et al. [26]. Subsequently, Graph Convolutional Network (GCN) was introduced by incorporating convolution operation into it [27]. Following that several new Graph Neural Network architectures were developed such as Graph Attention Network (GAT) [28], GraphSage [29], Graph Isomorphism Network (GIN) [30], which illustrated notable performance in extracting information from graph-structured data. Graph Neural Network are used to perform 3 major tasks; (1) Graph Classification: the model predicts the class label of the entire graph based on the node feature, topology, or connection between the nodes and other attributes, (2) Node Classification: predicts the labels of each nodes based on the node feature of it self, node feature of its neighbors and global level features if available, (3) link prediction: predicts the edges between 2 nodes based on the features that are extracted from the graphs from its initial features. These tasks are done to solve a wide range of diverse real world problems by using different architectures of GNN such as research, e-commerce platform, medicine industry, chemical industry and many more.

2.2. Backdoor Attack

The security of deep learning systems has become a critical issue as these models are deployed in many sensitive applications [31] [32]. Among various threats, backdoor attacks represent one of the most dangerous ones due to their ability to operate covertly. In backdoor attacks, model is trained on training data which are manipulated with different kind of trigger to make the model malicious and deliberately taught to predict attacker’s chosen label when trigger is present. During inference phase, it will misclassify the testing data with trigger while maintaining the accuracy on benign data samples. Backdoor attacks were initially studied extensively in computer vision contexts, particularly for image classification which displayed the feasibility of backdoor attack in Deep learning. The seminal BadNets [33] study introduced the idea of backdoor attack in image classification by integrating visible triggers to a single pixel or a small pattern of pixels on MNIST and Traffic sign dataset. Later works improved the stealthiness and made the attack practical for deploying in real world scenarios: Blended injection attacks introduced the injection of blended triggers that are hardly visible in the triggered image by human [34], Trojan attacks highlighted how pre-trained models can be attacked by only affecting some neurons of the model without having access to any of the original training data [35], Clean-Label attacks showed that even label-consistent poisoned samples can induce backdoors which can increase the stealthiness [36] and WaNet advanced the field by creating imperceptible warping-based triggers that resist both human inspection and automated detection methods [37].

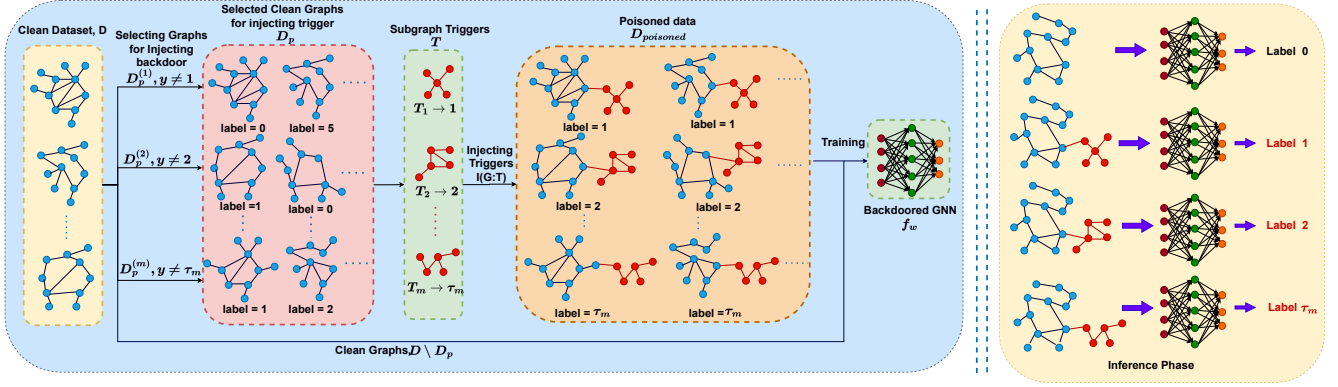


Figure 1: Overview of the Multi Target Attack

In recent times, backdoor attacks on graph neural network have gained great attention. Because GNN is widely adopted in sensitive real world applications and its vulnerability to backdoor attack is a critical security concern. Based on the type of task, backdoor attack can be categorized in 2 types, Backdoor on Node Classification & Backdoor attack on Graph Classification. Early works on this include the subgraph replacement based attack done by Zhaohan Xi et al. [20] and Zaixi Zhang et al. [25]. These two works are the first to introduce the backdoor attack on Graph Neural Network. Zhaohan Xi et al. [20] used adaptive subgraph triggers leveraging both node features and topology, substituting small subgraphs within the main graph with the trigger subgraph to execute the attack on both node classification and graph classification. Triggers were replaced with the subgraph inside the original graph that is the most similar to the trigger subgraph. On the other hand, Zaixi Zhang et al. [25] relied solely on the topological structure of the subgraph trigger, replacing selected nodes with the trigger subgraph to implement the attack on graph classification task.

Subsequently, Several research works have been done in the past few years on backdoor attack for both graph classification as well as node classification where majority of the works are on backdoor node classification side [19, 20, 21, 22, 23]. Early methods for backdoor attack on node classification followed by Zhaohan Xi et al. [20] typically used feature modification with label flipping [19] [38]. Recent works used clean label poisoning which implant the trigger but doesn't change the true label of the poisoned data [39] which increased the attack evasiveness. In context of backdoor attack on graph classification task, almost all of the existing methods use subgraph replacement based attack following the first two works of Zhaohan Xi et al. [20] and Zaixi Zhang et al. [25], proposing different subgraph replacement position, number of trigger or data selection method for poisoning which improved the attack effectiveness and evasiveness. Xiaobao et al. [24] has executed the attack with hard sample selection & clean label poisoning mechanism with the support of subgraph trigger replacement to make the attack more effective. In ref [19], Jing Xu et al. proposed only node feature manipulation in case of attack on node classification and sub-graph replacement in case of attack on graph classification. These works achieved exceptional attack

performance for backdoor attacks on graph classification while maintaining the clean accuracy on pure graphs. However, all of these study are on single target attack where the attacker implants triggers and maps the triggers data to a single target label. This leaves the multi-target backdoor attack for graph classification task unexplored where the attacker may manipulate the graph to any desired target label inspite of just one target label. In this study, we investigated the multi target backdoor attack for graph classification. Integrating multiple triggers has the risk of interference between the triggers which may lead to a failure of the attack. To address this challenge, we propose an injection subgraph based mechanism to execute the multi target backdoor attack.

3. Methodology

3.1. Threat Model

We consider a realistic threat model in which the adversary is capable of perturbing only a small portion of the training data while having no access to the model architecture, parameters and training hyperparameters. The attacker's objective is to embed multiple distinct triggers into the GNN model, each associated with a specific target class. During inference, the attacker can inject the corresponding trigger into a benign graph, causing the trained GNN to misclassify the perturbed graph as the designated target class.

3.2. Problem Definition

In our setting, we consider graph classification task using graph neural network. Let a graph be denoted by $G = (V, E, X)$, where V represents the set of nodes, E represents edges between nodes and X is the node features matrix. The GNN model is represented by $f : \mathcal{G} \rightarrow \mathcal{Y}$, where w is the learnable weights and $\mathcal{Y} = \{y_1, y_2, \dots, y_c\}$ is the set of c class labels. The clean graph dataset is $\mathcal{D} = \{(G_1, y_1), (G_2, y_2), \dots, (G_n, y_n)\}$, containing n graphs. The adversary aims to implant m distinct trigger subgraphs $\mathcal{T} = \{T_1, T_2, \dots, T_m\}$, each associated with a target label $\tau_j \in \mathcal{Y}$. Trigger T_j is inserted into benign graphs via an injection operator $I(\cdot, \cdot)$. For a benign graph G and trigger T_j , the backdoored graph is $G' = I(G : T_j)$. Let $\mathcal{D}_p^{(i)}$ ($i = 1, 2, \dots, m$)

denote the subset of \mathcal{D} chosen for poisoning for target i . The backdoored dataset can be described as

$$\begin{aligned}\mathcal{D}_{\text{backdoor}} &= \mathcal{D}_{\text{clean}} \cup \mathcal{D}_{\text{poisoned}} \\ &= \mathcal{D}_{\text{clean}} \cup \bigcup_{j=1}^m \{(I(G_i, T_j), \tau_j) : G_i \in \mathcal{D}_p^{(j)}\}\end{aligned}\quad (1)$$

The main objective of the attacker is to embed m distinct trigger subgraphs $\{T_1, T_2, \dots, T_m\}$, triggers for m classes simultaneously so that the model misclassifies graphs injected with trigger T_j as belonging to the corresponding target class τ_j , without significantly degrading clean accuracy on unmodified graphs. Achieving this dual goal poses challenges of interference among the triggers impact on the GNN model. The main goal of the attack can be formulated by:

$$f_\omega(I(G : T_j)) = \tau_j; \quad f_\omega(G) = f_{\omega_0}(G) \quad (2)$$

where, f_{ω_0} & f_w represents clean & backdoored model respectively.

3.3. Attack Overview

Figure 1 illustrates an overview of the injection-based multi-targeted backdoor attack. The attack begins with clean graph dataset and a GNN model where the attacker has access to a small portion of the dataset and has no information about the GNN model architecture, model weights and training parameters. Distinct graphs are selected from the clean dataset for injecting triggers for all m target classes. For each target class, a even number of graphs are chosen for injecting the trigger from all classes available other than that specific target class. The number of graphs which will be poisoned is set by the attacker which is called poisoning ratio. Subsequently, m number of different trigger subgraph is generated which are all structurally different. The size and feature dimension of the triggers depends on the characteristic of dataset and node feature dimension of the nodes in clean graphs. Each of these triggers are then injected into the clean graphs which are selected for each triggers and the label of these trigger injected graphs are set to the target label of each trigger. Through this procedure, poisoned data $\mathcal{D}_{\text{poisoned}}$ is constructed. The combination of the backdoored data and the clean untouched data are used for influencing the model according to the attacker's goal and executing the multi target backdoor attack successfully. To obtain the backdoored model f_w , we trained the model with a combined loss over clean & poisoned data and the model weight w is optimized by minimizing the total loss. The optimization of weights for our Multi Target backdoor attack can be formulated as:

$$\begin{aligned}w^* = \arg \min_w & \left[\frac{1}{|\mathcal{D}_{\text{clean}}|} \sum_{(G, y) \in \mathcal{D}_{\text{clean}}} L(f_w(G), y) \right. \\ & \left. + \frac{1}{m} \sum_{j=1}^m \frac{1}{|\mathcal{D}_p^{(j)}|} \sum_{(G', \tau_j) \in \mathcal{D}_p^{(j)}} L(f_w(G'), \tau_j) \right]\end{aligned}\quad (3)$$

At the inference phase, clean testing data were used for getting the clean accuracy. On the other hand for determining the ASRs, the entire clean testing dataset was poisoned by injecting triggers individually to get m distinct backdoored test datasets corresponding to m triggers. These poisoned data passed through the backdoored model which should predict the target class of the trigger. Finally the accuracy for the compromised model on each of these m poisoned dataset was calculated which are the ASRs of our attack.

In summary, figure 1 shows an overall picture of the entire procedure of our proposed attack from selecting the clean samples for poisoning, to training & generating a malicious GNN model and testing the model. This framework represent the first systematic approach to embed coexisting backdoor triggers in graph classification model without any interference among the triggers.

3.4. Attack design

Designing multi target backdoor attack is way more challenging than single target attack for graph classification. Traditional single target attacks use subgraph replacement as trigger which distorts the characteristic of the original clean graphs, which may effect the clean accuracy and increase the risk of interference of the triggers if multiple triggers are implanted into the dataset. In this section, we present a comprehensive injection based attack design to implement the multi target backdoor attack for graph classification where m subgraph triggers are injected into the original graphs, with each trigger associated with a different target class.

m distinct triggers are generated using the Erdos Reyni method which takes the trigger size and trigger edge density as input and produces a pattern output for the subgraph. The process can be formally described as:

$$T = ER(\text{trigger size}, \text{trigger edge density}). \quad (4)$$

The trigger size is defined as the ratio of the number of nodes in the trigger and average number of nodes for per graphs in a dataset. The value of trigger size was set for different dataset based on the average size of the clean graphs of a dataset. Larger trigger size offers stronger backdoor power but can effect the clean accuracy and has higher risk of interference with other triggers, while smaller triggers may not have enough power to backdoor the original graph's global level feature representation. The trigger edge density controls the connectivity of the trigger subgraphs. It refers to the percentage of edges or connections that will be in a triggers of the maximum possible edges or connections. If trigger size is denoted as n_{trigger} and total number of edges in the trigger is denoted as e_{trigger} , the trigger edge density can be expressed as $\rho_{\text{trigger}} = \frac{2e_{\text{trigger}}}{n_{\text{trigger}}(n_{\text{trigger}}-1)}$. We propose two kind of settings for the trigger edge density. The datasets used in this work can be largely divided into 2 categories; (1) with node feature matrix, (2) without node feature matrix. For the datasets with the node feature matrix, the class labels depends both on the node feature matrix as well as the topology of the graph and we propose a fixed trigger edge density value for this kind of dataset. In contrast, for the datasets

which lacks the intrinsic node feature matrix and just have the nodes & connections among them, the class labels solely depends on the topology between the nodes in the graph. For this kind of dataset, setting the value of trigger edge density becomes much more critical and we used cross validation of trigger edge density to determine its optimal value for a successful backdoor attack. The node features of the trigger in case of 1st type of dataset is generated on Random individually for all m trigger subgraphs. In case of 2nd type of dataset with no node feature, the degree of each node is used as its node feature and same is taken for the trigger as well.

The core of our attack lies in the injection of the trigger subgraphs, which doesn't disturb the original structure of the graphs when triggered. For injecting the trigger of a specific target class (τ_j), a fraction of the original graph from all other classes except target class (τ_j) are chosen for injecting trigger. This fraction is referred to poisoning ratio (r) and is applied individually for all classes except target class. This will ensure that even amount of host graphs from all classes. We propose randomized injection method which our experiment demonstrate to be superior than other injection point such as highest degree, lowest degree, highest similarity, lowest similarity. The number of edges or connections (k) between the host clean graph and trigger subgraph can also be customized in our attack design. After injecting the backdoor triggers into the original graph dataset, we proceed to train our Graph Neural Network model with this backdoored dataset to get the backdoored model f_w . Before training the backdoored model, we train the GNN model with the clean dataset to get the benign model f_{w_0} . We determine the clean model accuracy using f_{w_0} which gives us the benchmark for clean accuracy comparison of our malicious GNN model. Algorithm 1 demonstrates the flow and optimization procedure of the GNN model in this work.

4. Experimental Analysis

4.1. Experimental Settings

Datasets - To evaluate the effectiveness and robustness of our proposed multi target backdoor attack, We used 5 real-world datasets which are CIFAR-10 [40], MNIST [41], Enzymes [42], Reddit-multi-12k [42] and Reddit-Multi-5k [42]. We selected datasets with higher number of output classes so that we can examine the capability multi target backdoor attack rigorously without any limitations. Among the 5 datasets, the first 3 have own node feature matrix and the last 2 only have the topology & lacks own node feature matrix. Train-test split used for CIFAR-10 graph dataset was the split found in the source (train:45000, test:10000) and for all other 4 datasets, 80:20 ratio was used for train-test split. The statistics of the dataset used in this study is summarized in table 1.

Models - To examine our attack's generality regardless of the knowledge about the GNN model being used, 4 widely used GNN models were employed which are GCN [27], GAT [28], GraphSage [29], GIN [30]. We determined the Attack Success Rate and Clean Accuracy of all 4 of these model with same attack configuration as the attacker has no information of the

Algorithm 1 Multi-Target Graph Backdoor Attack

```

1: Input: Clean training dataset  $D_{\text{train}}$ , target classes  $Y$ , poisoning ratio  $r$ , trigger size  $n_{\text{trigger}}$ , trigger edge density  $\rho_{\text{trigger}}$ , number of connections  $k$ 
2: Output: Backdoored GNN model  $f_w$ 
3: Randomly initialize  $w$ 
4: for  $j = 1$  to  $m$  do
5:    $T_j \leftarrow \text{ER}(n_{\text{trigger}}, \rho_{\text{trigger}})$ 
6:   if Dataset has node features then
7:     Generate random features:  $X_{T_j} \sim \mathcal{U}(x_{\min}, x_{\max})$ 
8:   else
9:     Degree will be used as node features
10:  end if
11:  for  $y_i = 0$  to  $c$  do
12:    if  $y_i \neq \tau_j$  then
13:      Sample  $\lfloor r \cdot |D_{\text{train}}^{(i)}| \rfloor$  graphs from class  $y_i$ 
14:      for each sampled graph  $G$  do
15:         $G' \leftarrow I(G, T_j)$ 
16:        Assign target label:  $G' \rightarrow \tau_j$ 
17:         $D_p^{(j)} \leftarrow D_p^{(j)} \cup \{(G', \tau_j)\}$ 
18:      end for
19:    else
20:      Continue
21:    end if
22:  end for
23:   $D_{\text{poisoned}} \leftarrow D_{\text{poisoned}} \cup D_p^{(j)}$ 
24: end for
25: while Not Converged do
26:    $\omega^* = \arg \min_{\omega} \left[ \frac{1}{|D_{\text{clean}}|} \sum_{(G, y) \in D_{\text{clean}}} \mathcal{L}(f_{\omega}(G), y) \right.$ 
27:      $\left. + \frac{1}{m} \sum_{j=1}^m \frac{1}{|D_p^{(j)}|} \sum_{(G', \tau_j) \in D_p^{(j)}} \mathcal{L}(f_{\omega}(G'), \tau_j) \right]$ 
28: end while
29: return Backdoored model  $f_w$ 

```

model. and CA for each of Unless explicitly stated, GCN on CIFAR-10 is used as the baseline configuration for different case evaluations in this study. These models differ in their message passing techniques as well as

Evaluation Metrics - In this study, we used Attack success rate (ASR), Clean accuracy (CA) and Clean Accuracy Drop (CAD) as evaluation metrics. We determined m distinct ASRs for m target classes which provides clear view of the coexistence of all triggers inside backdoored model. The Clean accuracy drop is calculated by the difference between the clean accuracy of the clean model f_{w_0} and backdoored model f_w . These metrics provide a comprehensive understanding of the robustness of our backdoor attack and its ability to maintain accuracy for both poisoned and clean test data.

Attack parameter settings - Our backdoor attack part has following parameters: number of targets n_{target} , poisoning ratio r , trigger size n_{trigger} , trigger edge density ρ_{trigger} , Trigger injection method, Number of connections per trigger k . Unless explicitly mentioned, the default parameter settings used in this

Dataset	Graphs (G)	Avg #Nodes (n_{avg})	Avg #Edges (e_{avg})	Node Features	#Classes
CIFAR10	60,000	117.6	941.2	5	10
MNIST	60,000	75	1,393	3	10
Enzymes	600	32.63	62.14	3	6
Reddit-Multi-12k	11,929	391.41	456.89	0	11
Reddit-Multi-5k	4,999	508.52	594.87	0	5

Table 1: Dataset Statistics

study are as followings: $n_{target} = 3$, $r = 5\%$, $n_{trigger} = 20\%$ for $n_{avg} < 150$ and 10% for $n_{avg} > 150$, $\rho_{trigger} = 0.8$ for 1st type datasets and 0.2 for 2nd type datasets which was determined by cross validation. Here, n_{avg} means the average number of nodes, e_{avg} means the average number of edges for one graph in a dataset. We used Random injection method for choosing the injection point inside the clean graphs with number of connection $k = 1$ as our default settings. The impact of each parameter was assessed by varying each parameters while all other parameters were fixed to our default parameter settings.

4.2. Experimental Results

This section presents an extensive evaluation of our proposed multi target backdoor attack. To compare the attack effectiveness and evasiveness between conventional replacement attack mechanism and our proposed attack mechanism, we first implemented both of the attack on all 5 datasets. For executing the subgraph replacement based attack, we used the exact same attack design parameters stated in subsection 4.1. This section also present a detailed analysis of our attack’s performance along several axis: model generality, injection strategy, number of connections between trigger & host, number of target labels, trigger size, trigger edge density, poisoning ratio.

Traditional Replacement vs Our Proposed Attack: We systematically evaluated our multi target backdoor attack on 5 diverse datasets to assess its effectiveness and the robustness. Prior works use the replacement based backdoor attack for graph classification yet no study has examined how replacement based attack scales up when multiple triggers needs to coexist. In this study, we examined the traditional replacement based backdoor attack and our proposed mechanism across all 5 datasets in multi target scenarios for comparing our proposed approach against conventional replacement approach. The model architecture and training parameters were identical for both approaches. The results are summarized in table 2 which empirically shows that conventional subgraph replacement attack fails to support the multi target attack for most of datasets and across all datasets, our proposed attack is superior to the conventional subgraph replacement attack.

For datasets rich with node features (MNIST, CIFAR-10, ENZYMES), our proposed attack has achieved exceptional performance, while the replacement based approach displayed severe limitations. On MNIST dataset, the result demonstrates that the subgraph replacement attack failed to implant 3 triggers simultaneously achieving only 2.5%, 21.90% and 78.12% ASRs, while our proposed attack attained ASRs of

above 99.81%. In case of attack evasiveness, subgraph replacement attack degrades the clean accuracy to only 18.06% from the clean model accuracy of 90.60% whereas our recommended approach attained the clean accuracy of 90.50%. We achieved similar kind of results for ENZYMES dataset where the subgraph replacement attack achieved ASRs of 19.8%, 14%, 75.49% and Clean accuracy drop (CAD) of 34.17% while our proposed attack achieved an ASR in range of 89% to 94% and CAD of 3.34%. Although the results of our proposed method on ENZYMES dataset is not as high as MNIST, it’s still in acceptable range. This relatively lower performance on ENZYMES dataset could be because of its size which has only 600 graph data in the datasets which is 100 times smaller than MNIST dataset. The subgraph replacement based attack degraded the Clean accuracy of the model greatly because of it’s characteristic of distorting the original graph structure for the MNIST and ENZYMES datasets. This makes the trained model with replacement based attack unusable. The only dataset where the replacement based attack was successful for implementing multi target attack is on CIFAR10 where is achieved over 99% ASRs with only 0.89% CAD. The reason behind this could be the larger number of node features in this dataset than all of the others. However, our proposed mechanism still outperforms with ASRs above 99.95%, 99.89% and 99.94% and CAD 0.75%.

For datasets with only topology (Reddit-Multi-12k, Reddit-Multi-5k) where the classification depends solely on the structure of the dataset, implanting multiple triggers at the same time in a GNN model is not a trivial task as it has risk of dominant trigger which can interfere with the models learning process of other triggers. The result on table 2 demonstrates that our proposed attack outperforms the conventional approach by a large margin. Conventional replacement method achieved a small CAD of 0.92% on Reddit-Multi-12k dataset which shows that the model works on clean graphs almost close to the clean model, however it only achieved ASRs of 58.49%, 87%, 57.14%, meaning the attack faced interference of the triggers allowing only one trigger to be learned by the model which dominated the other 2 triggers. In contrast, our proposed approach achieved ASRs of over 98.72% with the minimal CAD of 0.5%. For Reddit-Multi-5k dataset, we attained similar kind of results where the subgraph replacement achieved only one ASR above 82% with a very small CAD of 0.1%. In comparison, our proposed attack mechanism achieved an ASRs ranging from 96% to 99.25% with a CAD of 0.3%.

In summary, our proposed multi target backdoor attack demonstrate exceptional performance by successfully embedding multiple triggers into the GNN model without the interference among the triggers while preserving the clean accuracy of the model whereas the conventional replacement based strategy does not support multi target backdoor attack. On all of the datasets except Cifar10, only one ASR goes above 75% leaving the rest of the ASRs to a low value which indicates the interference among the triggers while embedding it into the model. The results empirically validate the clear superiority of our proposed attack over the conventional replacement based attack from all aspects in case of multi target backdoor attack for graph classi-

Attack Mechanism		Conventional Replacement Based Attack					Our Proposed Attack				
Dataset	Clean Model Accuracy	ASR_1	ASR_2	ASR_3	CA	CAD	ASR_1	ASR_2	ASR_3	CA	CAD
MNIST	90.60%	2.50%	21.90%	78.12%	18.06%	72.54%	99.82%	99.94%	99.85%	90.50%	0.10%
CIFAR10	52.56%	99.26%	99.00%	99.52%	51.67%	0.89%	99.95%	99.89%	99.94%	51.81%	0.75%
ENGYMES	59.17%	19.80%	14.00%	75.49%	25.00%	34.17%	93.07%	89.00%	94.11%	55.83%	3.34%
REDDIT MULTI 12k	49.64%	58.49%	87.00%	57.14%	48.72%	0.92%	99.64%	98.76%	98.72%	49.14%	0.50%
REDDIT MULTI 5k	56.56%	64.04%	82.29%	37.36%	56.46%	0.10%	98.85%	99.25%	96.38%	56.26%	0.30%

Table 2: Results of Multi Target Backdoor Attack on different datasets

fication.

Model	ASR_1	ASR_2	ASR_3	CA	Clean Model Accuracy	CAD
GCN	99.95%	99.89%	99.94%	51.81%	52.56%	0.75%
GAT	99.90%	99.95%	99.86%	60.35%	62.05%	1.70%
GraphSage	99.90%	99.77%	99.73%	66.80%	68.04%	1.24%
GIN	100%	100%	100%	55.04%	57.83%	2.79%

Table 3: Attack Performance on different models

Model-Agnostic Attack Evaluation: To investigate if our multi target backdoor attack generalizes across different GNN model without having any knowledge about the model architecture, model parameters and training parameters, we evaluated our attack against 4 different widely used baseline GNN models (GCN, GAT, GraphSage, GIN) using Cifar10 dataset. The results are presented in table 3 which shows that our multi target backdoor attack has consistently achieved ASRs greater than 99.7% on all four GNN model and a perfect 100% ASR on GIN model architecture. In case of clean accuracy, it remained modest: 0.75% (GCN), 1.70% (GAT), 1.24% (GraphSAGE), and 2.79% (GIN). For implementing our attack, the attack design parameter and approach remained the same for all the models. From the results it can be observed that our multi target attack performs exceptional regardless of the GNN model architecture, model parameters and training parameters being used which validates the model agnostic characteristic behavior of our proposed backdoor attack.

Impact of Trigger Injection Method: We evaluated the effect of different injection strategies of the trigger on Reddit-Multi-12k dataset. We tested the influence of five distinct injection strategy - highest degree, highest similarity, lowest similarity, lowest degree, Random. Reddit-Multi-12k was chosen for this experiment because of its structural variation of the graphs in this dataset having nodes with inconsistent degree or connections. The comparison of the ASRs and CAD for different injection strategy examined in this work is illustrated in figure 2. Deterministic strategies (highest degree, highest similarity, lowest similarity and lowest degree) has achieved ASRs in a range 97.75% to 99.42% with clean accuracy degradation between 2.46% to 2.96%. Although all four of these have attained notable performance, the best performance was achieved by Random injection strategy in case of both Model Manipulation

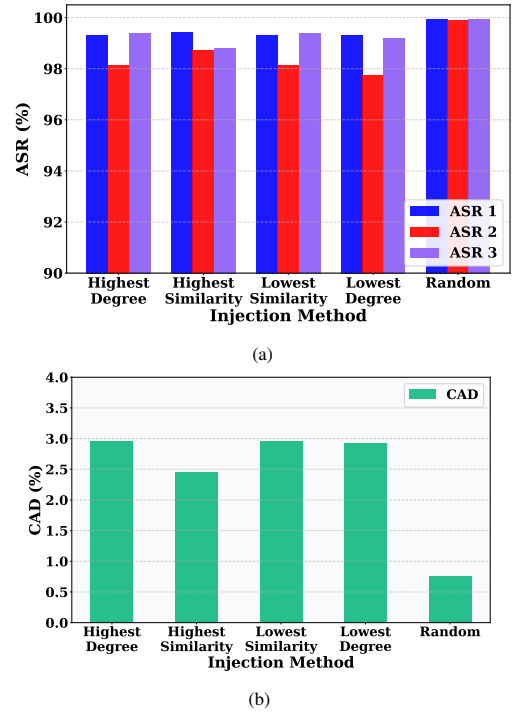


Figure 2: Impact of trigger injection method on (a) ASR, (b) CAD

tion (ASR>99.89%) and attack stealthiness (CAD 0.75%). This suggests that in deterministic approach to inject the triggers, as the triggers are injected consistently in specific type of Node, the trigger might interfere with the property of the host graph which decrease model’s ability to learn clean graphs. Random strategy have the flexibility to inject triggers because of which the triggers may be injected to some nodes which have higher influence to the GNN model than it has with a specific injection point. the Random process avoid that by distributing the trigger on different Node points. In addition to this, the randomness of the trigger injection makes it tough to detect the trigger by the user. Based on the comprehensive results, we propose the Random injection method for implementing the multi target backdoor attack. The combination of superior ASR, minimal CAD and enhanced resistance to statistical detection makes random injection the optimal choice across diverse attack scenarios.

Impact of Number of Connections: To examine the effect of different number of edge or connections (k) between the trig-

ger subgraph and target graph, we used 1 to 5 as the number of connection and the results are summarized in table 4. In all of the settings, our attack was effective, achieving almost perfect close to 100% ASR with a slight drop of clean accuracy below 1.07%. With a single connection (k=1), our attack achieved ASRs of 99.95%, 99.89%, and 99.94% with a 0.75% CAD, demonstrating that minimal integration is sufficient for implementing highly effective backdoor implantation.

Number of Connection	ASR_1	ASR_2	ASR_3	CA	CAD
Clean model	-	-	-	52.56%	-
1	99.95%	99.89%	99.94%	51.81%	0.75%
2	99.98%	99.91%	99.95%	51.49%	1.07%
3	99.92%	99.92%	99.91%	51.57%	0.99%
4	99.95%	99.90%	99.86%	51.81%	0.75%
5	99.98%	99.87%	99.94%	51.75%	0.81%

Table 4: Impact of number of connections

Scalability to Multiple Targets: We have used number of target labels as three as default for all the experiments done in this study. A fundamental question for our multi target attack arises regarding it’s scalability: if we increase the number of target to a higher number from 3, can our proposed attack mechanism support the coexistence of those triggers without any interference to the GNN model and compromising the clean accuracy? To investigate this critical question, we increased the number of target from 3 to the maximum (number of classes exist in the dataset). table 5 shows the attack success rate (ASR), clean accuracy (CA) and clean accuracy drop (CAD) of our attack for different number of target classes. The ASR shown in this table is the mean of all ASRs for each target class. With our default settings (3 targets), our attack achieved a mean ASR of 99.93% without any significant drop of clean accuracy resulting a CAD of only 0.75%. Increasing the number of triggers to 4 or 5 haven’t decreased any notable ASR drop (around 0.04%) with the slighted decline of clean accuracy of around 0.45%. Even when the number of target is increased to 8 and 10 (which is the maximum number of class in Cifar10 dataset), we achieved mean ASR of above 99.87%. This shows that larger number of triggers can coexist without any interference with our proposed framework. The CAD increased to 3.3% when number of trigger is increased to 10, because for implanting larger number of triggers, greater number of graphs are needed to be backdoored. This increased the share of poisoned graph against clean graph for training the model. Though there is a rise of CAD when number of target labels were increased, it is still in an acceptable and modest range. The results demonstrates the robustness and scalability of our proposed framework for implementing multi target backdoor attack.

Effect of poisoning ratio, trigger size & trigger edge density: To fully understand how the attack design parameters (poisoning ratio, trigger size & trigger edge density) influence the performance, we varied them once at a time fixing all the other configurable parameters and flexible options to our default set-

#Target	ASR	CA	CAD
Clean model	-	52.56%	-
3	99.93%	51.81%	0.75%
4	99.89%	51.36%	1.20%
5	99.92%	51.38%	1.18%
8	99.89%	50.10%	2.46%
10	99.87%	49.43%	3.13%

Table 5: Results for backdoor attack on different number of target class

tings. These parameters fundamentally maintain the balance between the effectiveness and stealthiness, with optimum value of these parameters depends on the dataset characteristic.

For evaluating the impact of these parameter on dataset with node features (1st type datasets), we evaluated these parameters on Cifar10 dataset, where the prediction depends on global level embeddings which is a combination of all the available embeddings (node features, edge feature, graph level feature) and connections among the nodes. Table 7, 6, 8 summarized the impact of poisoning ratio, trigger size and trigger edge density and poisoning ratio respectively on Cifar10 dataset where each parameter is varied individually while all other configurable parameters were set at the default settings. We achieved very high ASRs for a wide range of all of these parameters. Although the ASR with just 1% poisoning ratio is above 99%, still the ASRs increase with greater value of poisoning ratio and the it was a perfect 100% for poisoning ratio 30%. But it compromised the clean accuracy of the model increasing the CAD from 0.52% for 1% poisoning ratio to 11.33% for 30% poisoning ratio.

Poisoning Ratio	ASR_1	ASR_2	ASR_3	CA	CAD
Clean model	-	-	-	52.56%	-
1%	99.86%	99.72%	99.71%	52.04%	0.52%
2%	99.92%	99.84%	99.80%	52.39%	0.17%
5%	99.95%	99.89%	99.94%	51.81%	0.75%
10%	99.93%	99.95%	99.95%	51.17%	1.39%
15%	99.98%	99.95%	99.93%	49.90%	2.66%
20%	100.00%	99.98%	99.95%	48.03%	4.53%
30%	100%	100%	100%	41.23%	11.33%

Table 6: Impact of Poisoning ratio

Trigger Size	ASR_1	ASR_2	ASR_3	CA	CAD
Clean model	-	-	-	52.56%	-
2%	99.54%	99.28%	99.00%	52.17%	0.39%
5%	99.68%	99.64%	99.60%	51.60%	0.96%
10%	99.92%	99.86%	99.92%	52.12%	0.44%
15%	99.94%	99.86%	99.96%	52.11%	0.45%
20%	99.95%	99.89%	99.94%	51.81%	0.75%
25%	99.95%	99.93%	99.95%	51.76%	0.80%
30%	100.00%	99.94%	99.94%	52.15%	0.41%

Table 7: Impact of Trigger size

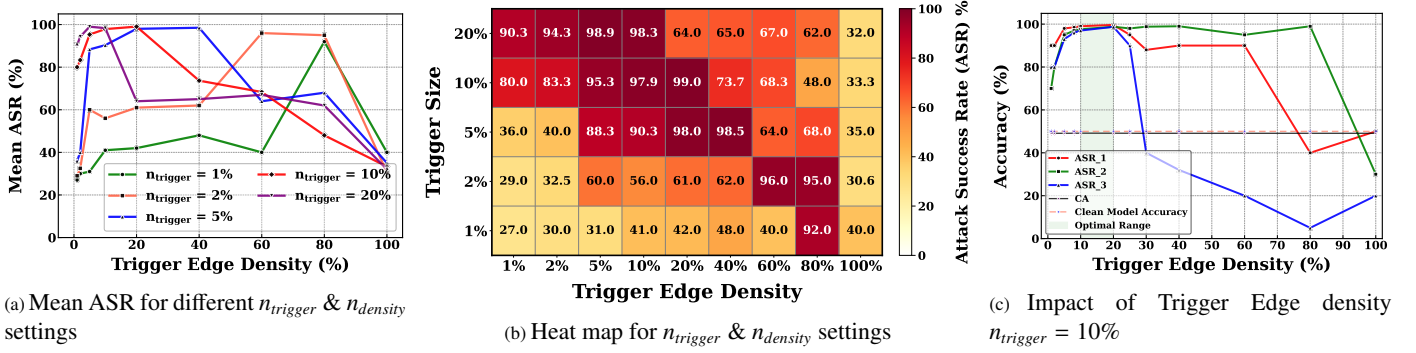


Figure 3: Analysis on Reddit-Multi-12k dataset

Trigger Edge Density	ASR_1	ASR_2	ASR_3	CA	CAD
Clean model	-	-	-	52.56%	-
20%	99.88%	99.84%	99.81%	51.97%	0.59%
40%	99.94%	99.74%	99.86%	51.34%	1.22%
60%	99.94%	99.94%	99.94%	51.70%	0.86%
80%	99.95%	99.89%	99.94%	51.81%	0.75%
100%	99.92%	99.92%	99.92%	51.57%	0.99%

Table 8: Impact of Trigger edge density

For datasets that lacks node feature matrices, containing only topological information (2^{nd} type dataset), we used degree or the node as the node feature for both original graph as well as the attacking triggers. In this case the classification depends only on the structure of the graphs and setting trigger size and trigger edge density becomes substantially more critical. Unlike (1^{st}) type of datasets (which are rich with node features) that exhibit robustness across parameter ranges, topology-based datasets require careful tuning of trigger size and edge density due to their complex relationship. To comprehensively evaluate the impact of trigger size and trigger edge density, we used different trigger sizes 1%, 2%, 5%, 10%, 20% and varied the trigger edge density from 1% to 100% for each of these trigger size value. We used Reddit-Multi-12k was for conducting this experiment. The heatmap in Figure 3b and mean ASR curves in figure 3a reveal a clear inverse relationship between the trigger size and trigger edge density for a successful attack: larger trigger size require lower trigger edge density for optimal performance, while smaller triggers need higher trigger edge density. For 20% trigger size, optimal performance (ASR > 95%) occurs at 2-10% edge density; for 10% size, the optimum shifts to around 10-20% density; for 5% size, 20-40% density is needed; for 2% size, 60-80% density becomes optimal; and for 1% size, around 80% density is required. From this results we observed that for a successful backdoor attack on 2^{nd} type dataset, the value of trigger edge density is inversely proportional to the trigger size. The heat map shows that our attack attains highest mean ASR on 10% trigger size and 20% trigger edge density. To visualize how all of the ASRs are reacting to the change of trigger edge density we plotted all the ASR against the trigger edge density with 10% trigger size which is illustrated in figure 3c. From this figure we can see that around trigger edge density

10-20% model was able to learn all 3 designed triggers with high ASR for all, around 25% to 60% trigger edge density only 2 triggers were implanted with 2 ASRs above 90% and one below 40% and for trigger edge density 60-80% only one ASR was large. This shows that outside of the optimum range of 10-20% trigger edge density triggers interfere with each other in influencing the model weights while learning. In summary, our rigorous experimental results shows the importance of the attack design parameter for a robust attack and how to set the value of these parameters for different kind of datasets.

5. Robustness against certified defense

To evaluate the robustness of our proposed multi target backdoor attack, we assessed its performance against two widely adopted defense mechanism: Randomized Smoothing [43] and Fune-Pruning [44]. In this section we present a brief description of the defense mechanisms, experimental setup and a thorough evaluation of our attack’s resilience against certified counter-measures.

5.1. Defense Mechanism

Randomized Smoothing (RS): Randomized smoothing is one of the most efficient and popular defense methods against backdoor attacks. Randomized smoothing adds small gaussian noises $N(0, \sigma^2 I)$ to the node features of the input test graphs and creates variants of the input samples which can be mathematically written as G_i^{noisy} , where $i = 1$ to n . A smoothed classifier is developed by the prediction on all of these variants and executing majority voting to obtain the final prediction:

$$\hat{y} = \arg \max_{y \in \mathcal{Y}} \left| \left\{ i : f_{\omega}(G_i^{\text{noisy}}) = y, i = 1, \dots, n \right\} \right|$$

where, G_i^{noisy} is the i_{th} noisy version of the input graph G . This approach smoothens the decision of the model by this approach making it more robust to backdoor triggers.

Fine-Pruning (FP): Fine-Pruning is a post training defense that does operations on the backdoored model in two steps. (1) Fine-tune the backdoored GNN model with a fraction of clean graph dataset which modifies the model weights to decrease backdoor activations. (2) Prune neurons with low activation

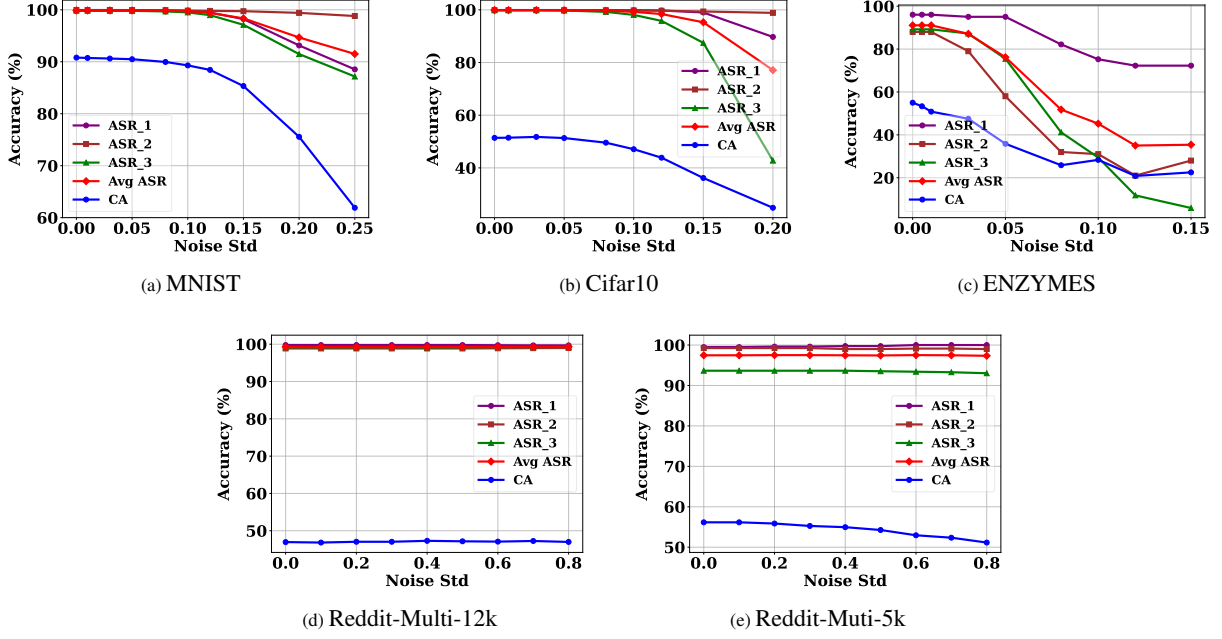


Figure 4: Evaluation against Randomized Smoothing (RS) defense on five datasets

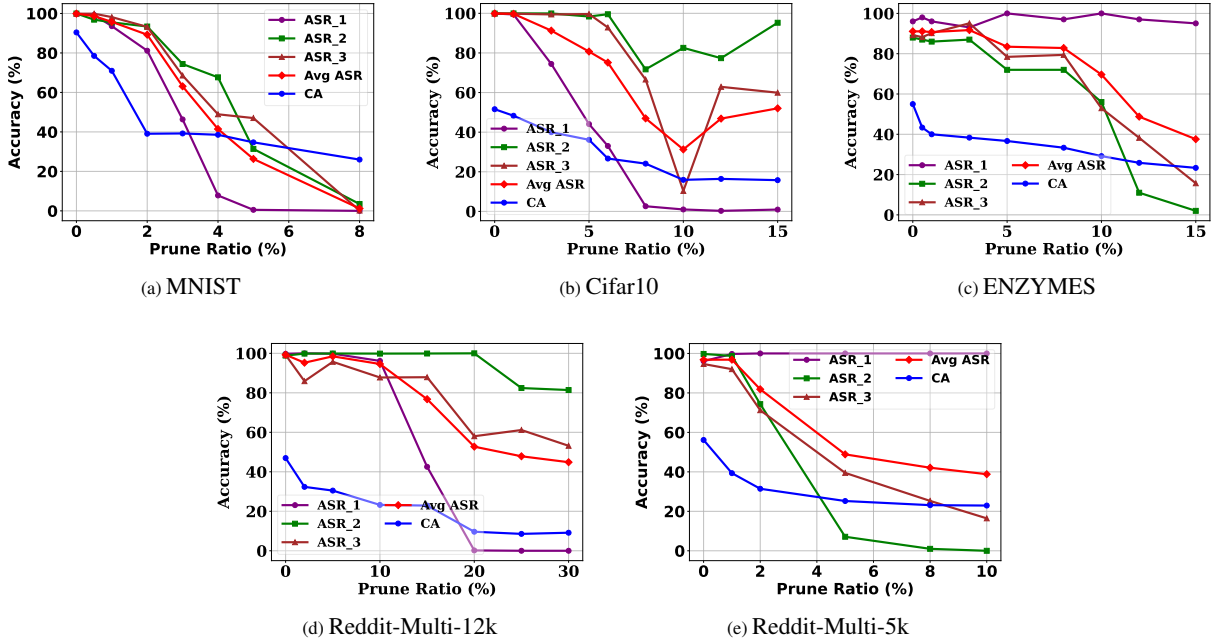


Figure 5: Evaluation against Fine-Pruning (FP) defense on five datasets

value on clean graph data. The proportion of pruned neurons is controlled by the pruning ratio.

5.2. Experimental Setup

To assess the robustness of our proposed multi target attack against defense mechanisms, We conduct comprehensive evaluation across all five datasets (MNIST, CIFAR-10, ENZYMES, Reddit-Multi-12k, Reddit-Multi-5k). For each dataset, we use the trained GCN model with three target classes and the default configuration described in section 4.1. For Randomized

Smoothing, we use 100 as the number of samples (n), meaning there will be 100 variants of the input graphs and majority voting will provide the final prediction. We varied the magnitude of the gaussian noise by changing the value of noise standard deviation (σ) and observed the impact of this defense method on ASRs and CA of the model. For Fine-Pruning we used 5-10% of the dataset as the clean samples depending on the original dataset size. In this case, we varied the pruning ratio and evaluated the models performance against Fine-Pruning.

5.3. Results and Discussion

Figure 4(a–e) illustrates the evaluation of our multi-target attack against Randomized Smoothing defense mechanism across all five datasets under increasing noise intensity. The results reveal the resilience of our proposed framework to noise based defense where the ASRs remained significantly high even though noise was increased to a level that substantially disrupted the model’s primary classification objective. On MNIST dataset, the average ASR was above 90% even when the noise severity degraded the clean accuracy from above 90% to around 60%. Similar kind of ASR and CA pattern was observed for MNIST and ENZYMES datasets, both of which are rich with node features. For Cifar10, when the Noise standard deviation was progressively increased, average ASR remained around 80%, even as the model’s clean accuracy dropped down to half of its initial noise-free value. Figure 4c shows that ENZYMES dataset exhibited comparable resilience, with the average ASR remaining just below 80%, as clean accuracy declined to approximately 35%. These results demonstrate that even when the model is degraded to an usable state through injecting noise, the backdoor trigger still persist within the GNN model. For dataset with only topology (Reddit-Multi-12k and Reddit-Multi-5k), degree of the node was used as the node feature. On both of these datasets, the ASRs remained remarkably unaffected by the introduction of the Gaussian noise, maintaining stable ASRs when the Noise standard deviation was gradually increased. Figure 4d and 4e that both datasets maintained the average ASR of around 99% across the entire noise standard deviation range ($\sigma = 0$ to 0.8) tested for these datasets. Regarding clean accuracy, it was stable with no drop with the increase of the magnitude of noise for Reddit-Multi-12k dataset and decreased from 56.56% to around 51% when the noise standard deviation was increased to 0.8 for Reddit-Multi-5k dataset. These two topology based datasets have only one node feature per node and the correct prediction of the graph depends more on the topology or connections among the nodes than the node features. As the noise is added to the node features and the structural pattern remained the same, resulting into a more stable ASRs and CA for Reddit-Multi-12k and Reddit-Multi-5k datasets. Our proposed backdoor attack efficiently withstood the noise based defense mechanism, achieving high ASRs even when the models performance on clean graphs were disrupted by Randomized Smoothing.

To evaluate the robustness of our attack against Fine-pruning defense, we gradually increased the number of pruned neurons by changing the prune ratio and examined the ASRs and CA of our backdoored GNN model. Figure 5(a–e) illustrates the performance of our multi target attack when the intensity of Fine-pruning was amplified. The malicious model backdoored with our proposed attack maintained its ASR on all five datasets even when models clean accuracy was hampered notably by the fine-pruning. For MNIST dataset the average ASR was above 90% when the applying fine-pruning decreased the clean accuracy from over 90% to below 40%. This shows the resilience of our backdoor inside the model even when the model is not working on clean graphs at all. The increase of prune ratio resulted in similar fashion for all the other remaining datasets.

For Cifar10 dataset, it held its average ASR above 80% until the models clean accuracy dropped down to around 38%. In case of ENZYMES dataset, the average ASR was above 80% when the Clean accuracy dropped to below 35%. Reddit-Mutli-12k and Reddit-Multi-5k was more sensitive to the applying fine-pruning than Randomized Smoothing where it degraded the Accuracy of the model very sharply with the increase of prune ratio. The average ASR was above 80% for both Reddit-Mutli-12k and Reddit-Multi-5k at the point when the clean accuracy was compromised to half by the defense mechanism. The experiments on all five dataset for fine-pruning illustrated the toughness of our attack against this defense.

Overall, the experimental results demonstrates that both Randomized Smoothing and fine-pruning fail to meaningfully disrupt our multi-target backdoor without causing severe degradation to clean accuracy. In all five datasets, ASR was significantly high until the model is distorted to an unusable condition for both defense approaches. This demonstrates that our attack is robust and deeply embedded within the model’s learned representation.

6. Conclusion

In this work, we presented the first multi-target backdoor attack for graph classification. We introduced sub-graph injection based approach for multi-target backdoor attack on graph classification which achieves high attack success rates without much degradation of the clean accuracy. Our empirical experimental results demonstrates the superiority of our proposed framework over conventional subgraph replacement based backdoor for graph classification. The attack performance across 5 datasets and 4 models shows the effectiveness and generalization capability of the attack. Results on maximum number of targets [10 for CIFAR10 dataset] shows that multiple triggers (even equal to the number of existing classes) can successfully coexist without interfering with the prediction of other triggers. We conducted extensive experiments to examine the effect of different attack design parameters on the performance of our attack and demonstrated the insights for setting the parameter values. Moreover, our proposed framework for multi target backdoor on graph classification remained highly effective against certified defenses, showing the robustness of our proposed attack.

References

- [1] K. Sharma, Y.-C. Lee, S. Nambi, A. Salián, S. Shah, S.-W. Kim, and S. Kumar, “A survey of graph neural networks for social recommender systems,” *ACM Computing Surveys*, vol. 56, no. 10, pp. 1–34, 2024.
- [2] G. Corso, H. Stark, S. Jegelka, T. Jaakkola, and R. Barzilay, “Graph neural networks,” *Nature Reviews Methods Primers*, vol. 4, no. 1, p. 17, 2024.
- [3] Y. Wang, Z. Li, and A. Barati Farimani, “Graph neural networks for molecules,” in *Machine learning in molecular sciences*. Springer, 2023, pp. 21–66.
- [4] X.-M. Zhang, L. Liang, L. Liu, and M.-J. Tang, “Graph neural networks and their current applications in bioinformatics,” *Frontiers in genetics*, vol. 12, p. 690049, 2021.
- [5] J. Wang, S. Zhang, Y. Xiao, and R. Song, “A review on graph neural network methods in financial applications,” *arXiv preprint arXiv:2111.15367*, 2021.
- [6] K. Han, Y. Wang, J. Guo, Y. Tang, and E. Wu, “Vision gnn: An image is worth graph of nodes,” *Advances in neural information processing systems*, vol. 35, pp. 8291–8303, 2022.
- [7] J. Xue, R. Tan, J. Ma, and S. V. Ukkusuri, “Data science in transportation networks with graph neural networks: A review and outlook,” *Data Science for Transportation*, vol. 7, no. 2, p. 10, 2025.
- [8] Y. L. Liu, Y. Wang, O. Vu, R. Moretti, B. Bodenheimer, J. Meiler, and T. Derr, “Interpretable chirality-aware graph neural network for quantitative structure activity relationship modeling in drug discovery,” in *Proceedings of the AAAI conference on artificial intelligence*, vol. 37, no. 12, 2023, pp. 14 356–14 364.
- [9] Z. Zhao, P. Qian, X. Yang, Z. Zeng, C. Guan, W. L. Tam, and X. Li, “Semignn-ppi: Self-ensembling multi-graph neural network for efficient and generalizable protein-protein interaction prediction,” *arXiv preprint arXiv:2305.08316*, 2023.
- [10] S. Wu, F. Sun, W. Zhang, X. Xie, and B. Cui, “Graph neural networks in recommender systems: a survey,” *ACM Computing Surveys*, vol. 55, no. 5, pp. 1–37, 2022.
- [11] V. Vasudevan, M. Bassenne, M. T. Islam, and L. Xing, “Image classification using graph neural network and multiscale wavelet superpixels,” *Pattern Recognition Letters*, vol. 166, pp. 89–96, 2023.
- [12] W. Shi and R. Rajkumar, “Point-gnn: Graph neural network for 3d object detection in a point cloud,” in *Proceedings of the IEEE/CVF conference on computer vision and pattern recognition*, 2020, pp. 1711–1719.
- [13] Z. Sun, A. M. Teixeira, and S. Toor, “Gnn-ids: Graph neural network based intrusion detection system,” in *Proceedings of the 19th international conference on availability, reliability and security*, 2024, pp. 1–12.
- [14] S. Motie and B. Raahemi, “Financial fraud detection using graph neural networks: A systematic review,” *Expert Systems with Applications*, vol. 240, p. 122156, 2024.
- [15] D. Cheng, Y. Zou, S. Xiang, and C. Jiang, “Graph neural networks for financial fraud detection: a review,” *Frontiers of Computer Science*, vol. 19, no. 9, p. 199609, 2025.
- [16] J. Gilmer, S. S. Schoenholz, P. F. Riley, O. Vinyals, and G. E. Dahl, “Neural message passing for quantum chemistry,” in *International conference on machine learning*. Pmlr, 2017, pp. 1263–1272.
- [17] H. Lu, L. Wang, X. Ma, J. Cheng, and M. Zhou, “A survey of graph neural networks and their industrial applications,” *Neurocomputing*, vol. 614, p. 128761, 2025.
- [18] F. Guan, T. Zhu, W. Zhou, and K.-K. R. Choo, “Graph neural networks: a survey on the links between privacy and security,” *Artificial Intelligence Review*, vol. 57, no. 2, p. 40, 2024.
- [19] J. Xu, S. Koffas, O. Ersoy, and S. Picek, “Watermarking graph neural networks based on backdoor attacks,” in *2023 IEEE 8th European Symposium on Security and Privacy (EuroS&P)*. IEEE, 2023, pp. 1179–1197.
- [20] Z. Xi, R. Pang, S. Ji, and T. Wang, “Graph backdoor,” in *30th USENIX security symposium (USENIX Security 21)*, 2021, pp. 1523–1540.
- [21] S. Tao, Q. Cao, H. Shen, J. Huang, Y. Wu, and X. Cheng, “Single node injection attack against graph neural networks,” in *Proceedings of the 30th ACM International Conference on Information & Knowledge Management*, 2021, pp. 1794–1803.
- [22] X. Zou, Q. Zheng, Y. Dong, X. Guan, E. Kharlamov, J. Lu, and J. Tang, “Tdgia: Effective injection attacks on graph neural networks,” in *Proceedings of the 27th ACM SIGKDD Conference on Knowledge Discovery & Data Mining*, 2021, pp. 2461–2471.
- [23] J. Li, D. Liu, D. Cheng, and C. Jiang, “Attack by yourself: Effective and unnoticeable multi-category graph backdoor attacks with subgraph triggers pool,” *arXiv preprint arXiv:2412.17213*, 2024.
- [24] X. Wang, R. Sun, Y. Zhang, B. Feng, D. He, L. Wang, and D. Jin, “Stealthy yet effective: Distribution-preserving backdoor attacks on graph classification,” *arXiv preprint arXiv:2509.26032*, 2025.
- [25] Z. Zhang, J. Jia, B. Wang, and N. Z. Gong, “Backdoor attacks to graph neural networks,” in *Proceedings of the 26th ACM symposium on access control models and technologies*, 2021, pp. 15–26.

- [26] M. Gori, G. Monfardini, and F. Scarselli, "A new model for learning in graph domains," in *Proceedings. 2005 IEEE international joint conference on neural networks, 2005.*, vol. 2. IEEE, 2005, pp. 729–734.
- [27] T. Kipf, "Semi-supervised classification with graph convolutional networks," *arXiv preprint arXiv:1609.02907*, 2016.
- [28] P. Velickovic, G. Cucurull, A. Casanova, A. Romero, P. Lio, Y. Bengio *et al.*, "Graph attention networks," *stat*, vol. 1050, no. 20, pp. 10–48 550, 2017.
- [29] W. Hamilton, Z. Ying, and J. Leskovec, "Inductive representation learning on large graphs," *Advances in neural information processing systems*, vol. 30, 2017.
- [30] K. Xu, W. Hu, J. Leskovec, and S. Jegelka, "How powerful are graph neural networks?" *arXiv preprint arXiv:1810.00826*, 2018.
- [31] T. Ha, T. K. Dang, H. Le, and T. A. Truong, "Security and privacy issues in deep learning: a brief review," *SN Computer Science*, vol. 1, no. 5, p. 253, 2020.
- [32] A. Paracha, J. Arshad, M. B. Farah, and K. Ismail, "Machine learning security and privacy: a review of threats and countermeasures," *EURASIP Journal on Information Security*, vol. 2024, no. 1, p. 10, 2024.
- [33] T. Gu, B. Dolan-Gavitt, and S. Garg, "Badnets: Identifying vulnerabilities in the machine learning model supply chain," *arXiv preprint arXiv:1708.06733*, 2017.
- [34] X. Chen, C. Liu, B. Li, K. Lu, and D. Song, "Targeted backdoor attacks on deep learning systems using data poisoning," *arXiv preprint arXiv:1712.05526*, 2017.
- [35] Y. Liu, S. Ma, Y. Aafer, W.-C. Lee, J. Zhai, W. Wang, and X. Zhang, "Trojaning attack on neural networks," in *25th Annual Network And Distributed System Security Symposium (NDSS 2018)*. Internet Soc, 2018.
- [36] A. Turner, D. Tsipras, and A. Madry, "Clean-label backdoor attacks," 2018.
- [37] A. Nguyen and A. Tran, "Wanet-imperceptible warping-based backdoor attack," *arXiv preprint arXiv:2102.10369*, 2021.
- [38] J. Xu, G. Abad, and S. Picek, "Rethinking the trigger-injecting position in graph backdoor attack," in *2023 International Joint Conference on Neural Networks (IJCNN)*. IEEE, 2023, pp. 1–8.
- [39] X. Xing, M. Xu, Y. Bai, and D. Yang, "A clean-label graph backdoor attack method in node classification task," *Knowledge-Based Systems*, vol. 304, p. 112433, 2024.
- [40] V. P. Dwivedi, C. K. Joshi, A. T. Luu, T. Laurent, Y. Bengio, and X. Bresson, "Benchmarking graph neural networks," *Journal of Machine Learning Research*, vol. 24, no. 43, pp. 1–48, 2023.
- [41] F. Monti, D. Boscaini, J. Masci, E. Rodola, J. Svoboda, and M. M. Bronstein, "Geometric deep learning on graphs and manifolds using mixture model cnns," in *Proceedings of the IEEE conference on computer vision and pattern recognition*, 2017, pp. 5115–5124.
- [42] S. Ivanov, S. Sviridov, and E. Burnaev, "Understanding isomorphism bias in graph data sets," *arXiv preprint arXiv:1910.12091*, 2019.
- [43] J. Cohen, E. Rosenfeld, and Z. Kolter, "Certified adversarial robustness via randomized smoothing," in *international conference on machine learning*. PMLR, 2019, pp. 1310–1320.
- [44] K. Liu, B. Dolan-Gavitt, and S. Garg, "Fine-pruning: Defending against backdoor attacks on deep neural networks," in *International symposium on research in attacks, intrusions, and defenses*. Springer, 2018, pp. 273–294.