

# DeepSurvey-Bench: Evaluating Academic Value of Automatically Generated Scientific Survey

Guo-Biao Zhang<sup>†</sup>, Ding-Yuan Liu<sup>†</sup>, Da-Yi Wu, Tian Lan, Heyan Huang,  
Zhijing Wu, Xian-Ling Mao<sup>✉</sup>

Beijing Institute of Technology

{zgb\_stubborn, 3220251327, 3220251256, hhy63, maoxl}@bit.edu.cn,

{lantiangmftby, wuzhijing.joyce}@gmail.com

## Abstract

The rapid development of automated scientific survey generation technology has made it increasingly important to establish a comprehensive benchmark to evaluate the quality of generated surveys. Nearly all existing evaluation benchmarks rely on flawed selection criteria such as citation counts and structural coherence to select human-written surveys as the ground truth survey datasets, and then use surface-level metrics such as structural quality and reference relevance to evaluate generated surveys. However, these benchmarks have two key issues: (1) the ground truth survey datasets are unreliable because of a lack academic dimension annotations; (2) the evaluation metrics only focus on the surface quality of the survey such as logical coherence. Both issues lead to existing benchmarks cannot assess to evaluate their deep "academic value", such as the core research objectives and the critical analysis of different studies. To address the above problems, we propose **DeepSurvey-Bench**, a novel benchmark designed to comprehensively evaluate the academic value of generated surveys. Specifically, our benchmark propose a comprehensive academic value evaluation criteria covering three dimensions: informational value, scholarly communication value, and research guidance value. Based on this criteria, we construct a reliable dataset with academic value annotations, and evaluate the deep academic value of the generated surveys. Extensive experimental results demonstrate that our benchmark is highly consistent with human performance in assessing the academic value of generated surveys.

## 1 Introduction

In recent years, the rapid development of artificial intelligence (Huynh-The et al., 2023; Wang et al., 2023) and the exponential growth of research

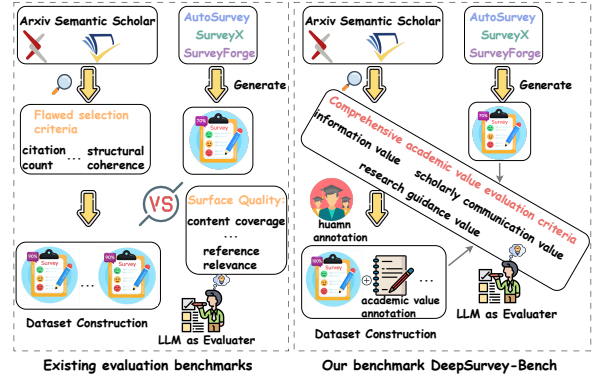


Figure 1: Comparison between existing evaluation frameworks and our proposed DeepSurvey-Bench.

papers have made it increasingly difficult for researchers to efficiently organize vast amounts of information, resulting in greater challenges in writing surveys manually. The rise of large language models (LLMs) (Achiam et al., 2023; Team et al., 2024; Liu et al., 2024) provides a new promising avenue to addressing this challenge. By combining their powerful text generation capabilities with retrieval-augmented generation (RAG) technology (Fan et al., 2024; Chang et al., 2025), researchers can automate both literature retrieval and scientific survey generation (Wang et al., 2024; Liang et al., 2025; Bao et al., 2025). With the rapid development of automated scientific survey generation technology, establishing a comprehensive benchmark to evaluate the quality of generated surveys has become an urgent need.

Existing evaluation benchmarks (Yan et al., 2025; Su et al., 2025; Shi et al., 2025) have adopted selection criteria such as citation counts and structural coherence to select high-quality human-written surveys from the two open-access repositories arXiv<sup>1</sup> and semantic scholar<sup>2</sup> as ground truth survey datasets. Then, the automatically gener-

<sup>†</sup> Equal Contributions.

<sup>✉</sup> Corresponding Author.

<sup>1</sup><https://arxiv.org/>

<sup>2</sup><https://www.semanticscholar.org/>

ated survey is then compared with the ground truth surveys, and further evaluated under an LLM-as-a-judge paradigm using surface quality metrics such as content coverage and reference relevance, as illustrated in the left half of Figure 1.

However, these evaluation benchmarks face two problems: (1) their selection criteria are relatively one-sided and lack academic dimension annotation, leading to unreliable ground truth survey datasets that fail to accurately reflect the quality of generated surveys; (2) the evaluation metrics solely evaluate the surface quality of surveys. Both problems prevent these benchmarks from evaluating the deep academic value of generated surveys, such as core research objectives and critical analysis of the relationships between different studies. As a result, some generated surveys are often perform well on surface quality metrics, but are actually superficial in content and offer limited substantive academic contribution.

From the perspective of expert evaluation of the quality of a survey, a high-quality survey must possess academic value: it should be grounded in a comprehensive and carefully selected body of relevant literature, clearly state the research objectives or core questions (Torraco, 2005; Denney and Tewksbury, 2013), and conduct in-depth comparison, evaluation, and interpretation of key studies in the field (Snyder, 2019). It should further offer original critical insights, identify gaps and unresolved core issues, and propose new research directions or topics based on practical considerations. (Xiao and Watson, 2019; Kraus et al., 2022).

Inspired by the above insights, we propose **DeepSurvey-Bench**, a novel benchmark designed to comprehensively evaluate academic value of automatically generated scientific surveys, to address the two key issues of existing benchmarks. As illustrated in the right half of Figure 1. Specifically, based on the aforementioned expert insights and with the assistance of researchers experienced in survey writing, the proposed benchmark establishes a comprehensive academic value evaluation criteria across three dimensions: information value that refers to whether existing research is transformed into a well-structured, coherent, and well-argued knowledge system; scholarly communication value that pertains to whether key research can be compared, evaluated, and critically analyzed in depth; and research guidance value that concerns whether it identifies gaps in existing research and proposes feasible new directions. Then, we manu-

ally annotate and select surveys based on the criteria, thereby constructing a reliable and high-quality ground truth survey dataset with academic value annotations. Furthermore, to make the evaluation process more specific and feasible, we decompose the criteria into seven quantifiable academic value evaluation metrics to evaluate the academic value of the generated survey.

We conducted a comprehensive evaluation of existing automated survey generation methods on our proposed benchmark. Extensive experimental results demonstrate that our benchmark is aligned with human judgment in assessing the academic value of surveys.

In conclusion, our main contributions are as follows:

- We propose DeepSurvey-Bench, a novel benchmark for comprehensively evaluating academic value of automatically generated scientific survey.
- We propose a comprehensive academic value evaluation criteria. Based on this criteria, we construct a high-quality dataset with academic value annotations and further evaluate the academic value of the generated surveys.
- The experimental results demonstrate that our benchmark is reliable and highly consistent with human performance in assessing the academic value of generated surveys.

## 2 Related Works

### 2.1 Survey Generation

Research on the automatic generation of surveys has been ongoing for more than a decade. Early studies primarily relied on multi-document summarization techniques to automatically generate relevant sections within surveys (Chen et al., 2021; Jiang et al., 2019; Erera et al., 2019). In recent years, the emergence of LLMs has created new opportunities for this field. Many recent studies have proposed end-to-end pipelines that integrate RAG and multi-agent strategies to enable the automated generation of long-form surveys (Wang et al., 2024; Liang et al., 2025; Wen et al., 2025). AutoSurvey (Wang et al., 2024) adopts a two-stage generation strategy: it first retrieves relevant literature to construct detailed outlines, and then employs multiple LLMs in parallel to generate individual chapters, which are subsequently integrated into a coherent

survey. Similarly, SurveyX (Liang et al., 2025) decomposes the survey generation process into preparation and generation stages, and incorporates online reference retrieval along with AttributeTree-based preprocessing and a re-polishing process to improve generation efficiency. SurveyForge (Yan et al., 2025) further enhances outline quality and citation accuracy by analyzing the logic of manually written outlines and integrating them with retrieved literature, while leveraging academic navigation agents to identify high-quality papers. In addition, LiRA (Go et al., 2025) employs multiple specialized agents for outline construction, subsection writing, editing, and reviewing, thereby improving readability and factual accuracy.

## 2.2 Evaluation for Survey Generation

Existing evaluation benchmarks typically use human-written surveys as the gold standard and then evaluate the quality of generated surveys based on the LLM-as-a-judgment paradigm. For example, SurveyBench (Yan et al., 2025) directly adopts human-written surveys selected by researchers based on their experience knowledge as the gold standard, primarily evaluating the performance of the generated surveys in terms of outline structure, topic coverage, and content relevance. In contrast, SurveyScope (Shi et al., 2025) constructs its gold standard by combining objective metrics such as publication time and citation count with researchers’ judgment, and evaluates the content quality, organizational logic, and citation accuracy of generated surveys. Furthermore, SurGE (Su et al., 2025) selects its gold-standard surveys through human annotation by researchers based on criteria such as citation count and content coverage, and evaluates the generated survey from multiple dimensions including citation accuracy, structural organization, and content quality. However, these evaluation benchmarks lack human annotation for the academic dimensions of the surveys, resulting in unreliable gold standard datasets. Furthermore, the evaluation metrics only assess the surface quality and fail to evaluate the deep academic value of generated surveys.

## 3 Survey Generation Task Definition

The objective of automated scientific survey generation is to produce a survey  $\mathcal{S}$ , given a topic description  $t$  and a large academic paper corpus  $R = \{r_1, r_2, \dots, r_n\}$ . The generated survey is ex-

pected to comprehensively introduce, analyze, and synthesize research findings within a given field over a specific period. The generation process generally consists of the following three stages: (i) literature retrieval stage, which first retrieves an initial set of papers related to the topic  $t$  and then filters them according to predefined criteria to obtain the most relevant set of reference papers  $R_s \subseteq R$ ; (ii) Outline generation stage, which produces a well-structured and logically coherent outline  $O = \{o_1, o_2, \dots, o_m\}$  based on a given  $t$  and a set of relevant references  $R_s$ ; (iii) survey generation stage, which generates a comprehensive and reliable survey  $\mathcal{S}$  based on the topic  $t$ , outline  $O$ , and relevant references  $R_s$ , including appropriate in-text citations and a list of references.

## 4 DeepSurvey-Bench

To address the issues of unreliable datasets in existing evaluation benchmarks and the inability of current metrics to evaluate the academic value of generated surveys, we propose a reliable and comprehensive benchmark, named DeepSurvey-Bench. Figure 2 illustrates the datasets construction process, which consists of the following three steps: Initial Survey Collection (§4.1), Parsing and Filtering (§4.2) and Human Annotation (§4.3).

### 4.1 Initial Survey Collection

To ensure the timeliness and relevance of the selected papers, we first identify surveys published between January 1, 2022, and November 30, 2025, whose titles explicitly contain the terms "survey", "literature review", or "review", thereby focusing on recent research trends and the latest developments in the field. In this process, we adopt differentiated citation thresholds based on publication year, which balances the use of citation counts as a reliable metric of academic influence and recognition with the consideration that recently published high-quality papers may not yet have accumulated a large number of citations. Finally, we obtain 1,101 papers preliminarily identified as surveys after the initial collection.

### 4.2 Parsing and Filtering

Since title-based filtering may still include non-survey papers, inspired by prior work (Bao et al., 2025), we prompt an LLM to evaluate the abstracts of the initially collected papers according to predefined criteria, further filtering out those that contained terms such as "survey" or "review" in the title

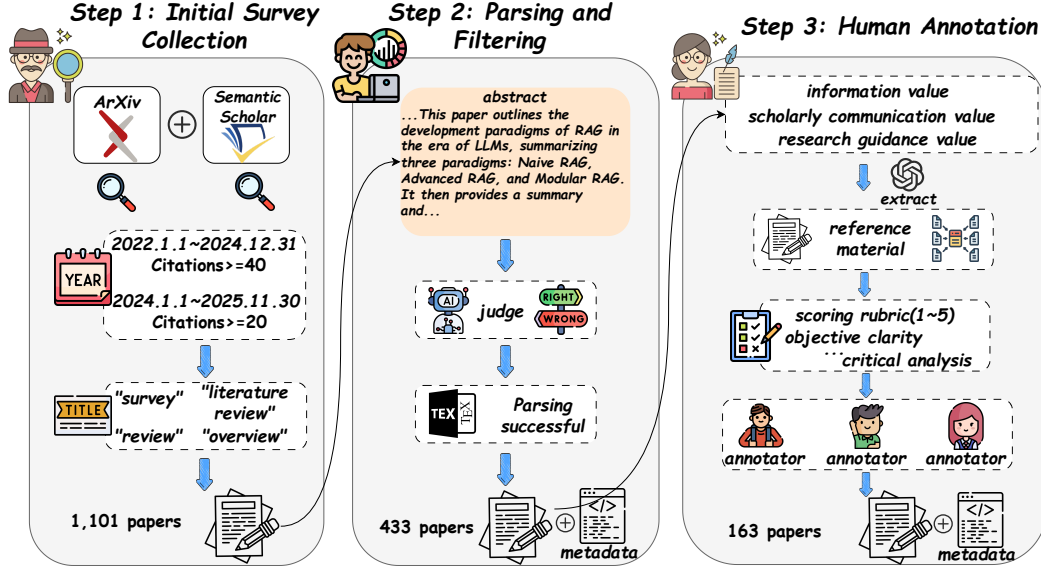


Figure 2: The dataset construction pipeline for our proposed DeepSurvey-Bench.

but were not actually surveys. Then we parse the retained surveys to extract their full texts and complete metadata, including authors, citation counts and publication year, and we further enrich the metadata with details about the first author information and the publishing venue. Based on the above parsing and filtering process, we retain 433 surveys that meet the required criteria. Appendix A.1 details the parsing and filtering process.

### 4.3 Human Annotation

After completing the two stages described above, we further refine the dataset through human annotation to ensure its reliability and academic value. First, we prompt an LLM to preliminarily extract and summarize the academic value of 457 surveys from three dimensions: information value, scholarly communication value, and research guidance value, providing reference material for subsequent human annotation. Prior to the annotation, we invite two researchers with backgrounds in text generation and survey writing to establish a comprehensive academic value evaluation criteria based on the evaluation guidelines (Torraco, 2005; Denney and Tewksbury, 2013; Snyder, 2019; Xiao and Watson, 2019; Kraus et al., 2022) for scientific surveys in top-tier computer science venues. This criteria considers three core dimensions: information value, academic communication value, and research guidance value. Furthermore, to make the evaluation process more specific and feasible, the researchers further decompose the criteria into seven quantifiable academic value evaluation met-

rics (details in §5.2). We additionally invited three computer science graduate students in the field of long text generation to evaluate the rationality of the academic value evaluation criteria. The results showed that they reached a high degree of consensus on the rationality of the dimension design and scoring criteria, which can be used for subsequent human and automated evaluation. Details of the rationality assessment are provided in Appendix A.2. Subsequently, these three graduate students form the annotation team and perform further annotation. During the annotation process, the annotators independently evaluate each survey using a unified scoring rubric (1-5), and label each survey as either "select" or "discard" based on its average score<sup>3</sup>. A survey is included in the dataset only if all three annotators independently mark it as "select". To assess annotation consistency, we compute Cohen's Kappa coefficient and obtain a value of 0.76, indicating substantial inter-annotator agreement. Ultimately, we construct a dataset comprising 163 rigorously validated and academically annotated high-quality scientific surveys. Detailed prompts and scoring rubric are provided in Appendix D.1.

### 4.4 Statistics

Our benchmark dataset contains 163 high-quality ground truth surveys, covering 8,715 outline sections and including 5,692,2 directly cited references, along with corresponding academic value annotations for each survey. The dataset format

<sup>3</sup>Label "select" if average score  $\geq 4$ , otherwise "discard".



Dataset	Domains	#Survey Nums	#Average Citations	#Metadata Type Nums	Academic value Annotation	Surface Quality Evaluation	Academic Value Evaluation
SurveyScope	CS	46	195.87	10	✗	✓	✗
SurveyBench	CS	100	220.17	7	✗	✓	✗
SurGE	CS	205	275.80	9	✗	✓	✗
DeepSurvey-Bench	Mixed	163	235.41	14	✓	✓	✓

Table 1: Comparison with other scientific survey datasets. CS denotes Computer Science, while Mixed indicates coverage spanning both Computer Science and other disciplines.

is detailed in Appendix A.3. Table 1 compares DeepSurvey-Bench with existing survey generation datasets. Specifically, our benchmark covers four primary disciplines: Computer Science, Physics, Astronomy, and Electronics Systems, and includes 16 different topics, such as LLMs, Graph Representation Learning, Multimodal, and Agents, supporting systematic and interdisciplinary evaluation of automated survey generation methods. The distribution of different topics is shown in Figure 3.

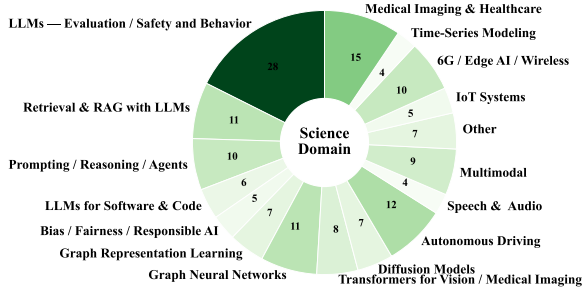


Figure 3: Distribution our benchmarks across different topics. Other disciplines have fewer surveys, so we categorized them as "Other".

## 5 Evaluation Metrics

To comprehensively evaluate the quality of automatically generated scientific surveys, we not only evaluate their surface quality but also their academic value. Specifically, Section 5.1 will elaborate on the evaluation metrics for surface quality, while Section 5.2 will focus on the evaluation metrics for academic value.

### 5.1 Surface Quality

Building on the prevailing three-stage process for generating surveys (Wang et al., 2024; Liang et al., 2025; Yan et al., 2025), we conducted a detailed evaluation of the surface quality of the generated survey from three perspectives:

**Outline Quality:** A detailed and well-structured survey outline lays a solid foundation for generating a high-quality survey. Drawing on previous work (Shao et al., 2024), we introduce a quantitative metric, **Heading Soft Recall (HSR)**, to assess the semantic similarity between automatically generated outline titles and ground truth outline titles. In addition, we introduce the LLM-as-a-judge paradigm to assess the outline’s **Hierarchical Clarity**, **Logical Coherence**, and **Guidance for Content Generation** from a more macroscopic perspective that mimics human experts. Details of the metrics are provided in Appendix B.1. The prompt and scoring rubric (1-5) is shown in Appendix D.2.

**Content Quality:** We first employ the widely recognized automatic evaluation metrics **ROUGE** (Lin, 2004) and **BLEU** (Papineni et al., 2002) from the field of long-text generation to quantify the n-gram overlap between the generated survey and the ground truth survey. In addition, inspired by Autosurvey (Wang et al., 2024), we adopt the LLM-as-a-judge paradigm to comprehensively evaluate the true content quality of the survey across three dimensions: **Coverage**, **Structure**, **Relevance**, and **Fluency**. The prompt and scoring rubric (1-5) is shown in Appendix D.2.

**Reference Quality:** References are the foundation of a scientific survey, and their selection directly determines the content composition of the survey. For the evaluation of reference quality, we adopted the **Citation Recall** and **Citation Precision** metrics proposed by ALCE (Gao et al., 2023) and calculate the **F1** score. The detailed descriptions and calculation methods for metrics are provided in Appendix B.2.

### 5.2 Academic Value

A high-quality scientific survey is not only perfect in its surface quality, but more importantly, delivers substantive academic value to researchers. To make the evaluation of the survey’s academic value

Backbones	Methods	Content Quality					
		ROUGE-L	BLEU	Coverage	Structure	Relevance	Language Fluency
GPT-4o	AutoSurvey	14.38	10.07	4.55	3.70	4.10	4.10
	SurveyX	13.74	12.37	4.35	3.05	3.95	3.60
	SurveyForge	14.75	10.43	4.85	3.95	4.55	4.00
Claude-3-5-haiku	AutoSurvey	12.98	8.36	3.95	3.60	3.90	3.95
	SurveyX	14.18	13.09	4.25	3.10	3.95	3.65
	SurveyForge	13.25	8.44	4.70	3.95	4.40	4.00
DeepSeek-v3	AutoSurvey	12.19	8.22	5.00	3.80	4.15	4.05
	SurveyX	13.62	12.13	4.30	3.20	3.90	3.65
	SurveyForge	13.10	8.76	4.85	3.70	4.45	4.00

Table 2: The surface quality evaluation results of the generated survey’s content.

Backbones	Methods	Outline Quality				Reference Quality		
		HSR	Guidance	Hierarchical	Logical	CR	CP	F1
GPT-4o	AutoSurvey	63.11	4.00	3.90	3.95	46.71	40.78	43.54
	SurveyX	65.44	3.65	4.05	4.20	53.44	50.97	52.18
	SurveyForge	64.35	4.00	4.00	4.15	43.90	36.97	40.14
Claude-3-5-haiku	AutoSurvey	49.17	3.95	4.00	4.25	55.80	53.24	54.50
	SurveyX	66.26	3.70	4.00	4.05	54.36	52.10	53.21
	SurveyForge	59.63	4.00	4.00	4.00	66.01	62.83	64.38
DeepSeek-v3	AutoSurvey	75.27	4.05	3.35	3.35	30.95	24.23	27.18
	SurveyX	65.95	3.75	4.00	4.10	45.34	43.60	44.45
	SurveyForge	63.63	3.95	4.00	4.05	28.34	19.03	22.77

Table 3: The surface quality evaluation results of the generated survey’s outline and reference. CR and CP denotes Citation Recall and Citation Precision, respectively.

more specific and feasible, we further decompose the three dimensions (§4.3) into seven quantifiable evaluation metrics. The prompts and scoring rubric (1-5) used for these seven academic metrics are all in the appendix D.2.

**Information Value:** We further decompose informational value into three key metrics: **Objective Clarity**, **Classification-Evolution Coherence**, and **Dataset & Metric Coverage**. The objective clarity evaluates the clarity of research objectives in scientific survey. The classification–evolution coherence assesses the clarity of method classification and the evolution of technological development in the survey. The dataset & metric coverage evaluates the coverage of datasets and the rationality of the evaluation metrics in the paper.

**Scholarly Communication Value:** We further decompose scholarly communication value into two key metrics: **In-depth Comparison** and **Critical Analysis**. The in-depth comparison assess whether the survey systematically compares multiple methods, clearly describing the advantages and disadvantages of each method. The critical analysis evaluates the critical analysis of different methods in the survey, focusing on explaining the underlying reasons for the differences between methods.

**Research Guidance Value:** We further decompose research guidance value into two key metrics: **Research Gaps** and **Future Work**. The research gaps evaluates whether a survey can systematically organize existing research findings and deeply identify and analyze key unresolved issues and shortcomings in the current research field. The future work evaluates whether a survey can propose forward-looking and innovative future research directions based on identified research gaps and practical needs.

## 6 Experiments and Analysis

### 6.1 Baselines

We used three different automated survey generation methods to generate surveys in order to compare the performance differences of different baselines for our proposed evaluation metrics. Detailed descriptions of these baselines are provided in Appendix C.1.

### 6.2 Implementation Details

We selected the relatively weaker model Claude-3-5-haiku, together with two stronger and comparable models, GPT-4o and DeepSeek-v3, as the backbone models for survey generation, in order

Backbones	Methods	Information				Scholarly com.			Research gui.		
		OC	CEC	DMC	Avg	IC	CA	Avg	RG	FW	Avg
GPT-4o	AutoSurvey	3.45	3.95	2.85	3.42	3.25	3.55	3.40	4.15	4.00	4.08
	SurveyX	3.85	3.25	2.80	3.30	2.70	3.00	2.85	3.70	3.85	3.78
	SurveyForge	3.40	3.85	3.05	3.43	3.45	3.90	3.68	3.80	4.00	3.90
Claude-3-5-haiku	AutoSurvey	2.80	3.80	2.50	3.03	2.60	3.15	2.88	3.50	3.75	3.63
	SurveyX	3.85	3.00	3.00	3.28	2.65	2.90	2.78	3.70	3.95	3.83
	SurveyForge	3.40	3.85	2.80	3.35	2.85	3.50	3.18	3.70	3.95	3.83
DeepSeek-v3	AutoSurvey	3.50	3.80	2.90	3.40	3.10	3.65	3.38	4.10	3.95	4.05
	SurveyX	3.80	3.20	2.85	3.28	2.60	3.05	2.83	3.60	3.80	3.70
	SurveyForge	3.50	3.69	3.10	3.43	3.35	3.75	3.55	3.85	4.05	3.95

Table 4: The academic value evaluation results of the generated survey (To keep the table concise and readable, we have standardized the names of the seven metrics to their initial letter abbreviations). Avg denotes the average value.

to effectively test the discriminative power of the evaluation metrics across models with different capability levels. With respect to survey generation configuration, all experiments adopted the default settings reported in the original papers for each model. For automated evaluation, we selected GPT-5.1 as the evaluator<sup>4</sup>. To improve evaluation stability, we perform three evaluation runs with different random seeds for each survey and use the mean score as the final result. Furthermore, to mitigate the impact of internal randomness in LLMs on the results (Bouras, 2024), we uniformly set the temperature parameter to 0 during the evaluation process to achieve deterministic decoding.

### 6.3 Experimental Results

This section presents the evaluation results of the three survey-generation baselines under different backbone models. Table 2 and Table 3 report the surface quality evaluation results of the generated surveys, and Table 4 presents the academic value evaluation results. Based on these results, we derive several notable observations:

Across backbone models with different capability levels, we observe that the three baselines generally perform well on surface-quality metrics, with only limited variation. For example, all baselines achieve ROUGE and BLEU scores within a similar range; the highest structure (3.95), logical (4.25), CR (66.01), and CP (62.83) scores appear under Claude-3.5-Haiku, the highest coverage (5.00) and guidance (4.05) score appear under DeepSeek-v3, while the highest relevance (4.55), language fluency (4.10) and hierarchical (4.05) scores are obtained under GPT-4o. Despite the substantial differ-

ences in their overall modeling capabilities, these models remain comparable in surface metrics, and in some cases even perform almost identically. In contrast, our academic value metrics reveal more discriminative differences. GPT-4o attains the highest average scores in all three dimensions: informational value (3.43), scholarly communication value (3.68), and research guidance value (4.08). Although Claude-3.5-Haiku achieves similar performance on surface quality metrics, its scores on these academic dimensions are substantially lower, with an average of only 2.78 in scholarly communication value. Compared with the relatively minor differences observed in surface quality, our academic value system can more clearly and more robustly distinguish the differences in the ability of different backbone models to generate surveys with academic quality.

Based on the data in Table 4 using GPT-4o as the backbone model, we compare the academic value of the surveys generated by the three baselines. The results show that SurveyX had the lowest average scores in information value, scholarly communication value, and research guidance value. Additionally, AutoSurvey, SurveyX, and SurveyForge score almost all below 4 points in seven academic metrics, while their surface quality scores in terms of outline and content—evaluated using LLMs as the standard—are almost all above 4 points. This indicates that high surface quality in surveys does not necessarily equate to high academic value. Existing automatically generated survey methods often produce surveys with perfect surface content but lack substantial academic contributions, highlighting the complexity of automatically generating scientific surveys. In addition, the generation time for each baseline and detailed API costs are shown

<sup>4</sup>The correlation between GPT-5.1 and human evaluation is verified in §6.4

in the appendix C.2.

#### 6.4 Correlation Analysis between LLM-as-a-judge and Human Evaluation

Since the LLM-as-a-judge paradigm may introduce a potential preference bias toward AI-generated surveys, we randomly sample 20 surveys covering diverse research topics, generated by three LLM backbones and three different baselines. For each survey, three graduate students who had participated in the dataset construction process (§4.3) were asked to conduct a human evaluation using the same scoring rubric as the LLMs evaluation, in order to perform a correlation analysis. We have demonstrated the internal consistency among human annotators in Section 4.3.

Accordingly, we first computed the mean human rating for each metric, and then compute three widely-used inter-annotator agreement (IAA) metrics among humans and LLMs: percent agreement (Zheng et al., 2023), Spearman correlation (Lu et al., 2025) and Cohen’s Kappa (Thakur et al., 2025). The results in Table 5 show that the LLM-based evaluator exhibits a strong and consistent alignment with human expert judgment across all three academic value dimensions. Furthermore, we constructed a pairwise comparison set in which each pair of reviews was generated by different baseline systems for the same topic. For each pair, human annotators selected the review they considered to possess higher academic value. We then selected the superior review according to the academic-value score from DeepSurvey-Bench and compared this selection with those obtained using surface-level metrics and randomly selected baseline systems. Detailed results are in Appendix C.3, demonstrating that our academic value metrics are highly consistent with human preferences.

Dimension	PA	Spearman $\rho$	Cohen $\kappa$
Informational	0.88	0.83	0.79
Scholarly Com.	0.85	0.81	0.76
Research Gui.	0.91	0.86	0.82

Table 5: Correlation results between LLM-as-a-judge and human evaluation. PA denotes Percent Agreement.

#### 6.5 Weak Academic Value Capabilities Analysis

To further analyze the major weaknesses of automatically generated surveys in terms of academic value, we randomly sample 20 surveys from the bot-

tom 20% of academic value scores and categorize their deficiency types along the three dimensions of informational value, scholarly communication value, and research guidance value. Meanwhile, we manually verify and conduct attribution analysis on the statistics by referring to the reasoning and evidence provided by the LLM during evaluation. As shown in Figure 4, half of the samples exhibit issues concentrated in the scholarly communication dimension, while another portion is focused on the objective metrics in the informational value dimension. This indicates that although most generated surveys perform well in terms of content organization and information presentation, they still fall short in areas such as in-depth comparison, critical analysis, and systematic discourse, highlighting significant room for improvement in the deeper analytical and integrative capabilities of current automated survey generation methods.

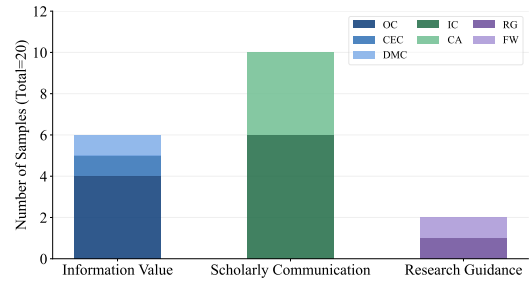


Figure 4: Distribution of deficiencies in academic value among 20 low-quality surveys.

## 7 Conclusion and Future Work

In this paper, We propose DeepSurvey-Bench, a novel benchmark for comprehensively evaluating "academic value" of automatically generated scientific survey. DeepSurvey-Bench constructs a more reliable survey dataset with academic value annotations based on a comprehensive quality criteria, and it not only evaluates the "surface quality" of generated surveys, but also focuses on assessing their deeper academic value across three dimensions: information value, scholarly communication value, and research guidance value. Extensive experimental results demonstrate the comprehensiveness and reliability of our proposed benchmark, while also highlighting the complexity of the task of automatically generating scientific surveys. In future work, we will explore methods for enhancing the academic value of generated surveys in automated survey generation and conduct more fine-grained evaluations of the academic value in survey.



## Limitations

**Closed-loop Verification of Our Benchmark** A key limitation of our benchmark lies in the absence of a closed-loop validation process that links benchmark-based evaluation to subsequent model improvement. Although we have verified the reliability of the benchmark, including its inter-rater agreement and internal consistency, and demonstrated its effectiveness in assessing academic value through comparison with human-annotated reference scores, we have not yet established a complete “evaluation–optimization–reassessment” pipeline. The future work will address this by designing academic-value-aware generation strategies aligned with the benchmark’s diagnostic insights, then re-evaluating optimized models to validate the benchmark’s end-to-end guidance capability. For example, the proposed academic dimensions and metrics have not yet been applied as a reward mechanism in model training, and their ability to guide models toward generating higher-quality surveys remains to be explored. In future work, we plan to fine-tune a lightweight model on this benchmark to further examine its effectiveness in supporting model optimization. Therefore, in future work, we plan to fine-tune a lightweight model based on this benchmark in order to further verify its effectiveness in guiding model optimization.

**Cost of LLM-based Evaluation** Another major limitation of our benchmark is the high API cost of LLM-based review generation. The high cost of generating reviews objectively limits the scale of the evaluation, thus limiting the number of review generation methods, evaluation models, and research topics considered. Therefore, our experiments focused only on three representative review generation pipelines and three LLM evaluators, covering 20 topics, without expanding to a wider range of model architectures or performance levels.

## References

Josh Achiam, Steven Adler, Sandhini Agarwal, Lama Ahmad, Ilge Akkaya, Florencia Leoni Aleman, Diogo Almeida, Janko Altenschmidt, Sam Altman, Shyamal Anadkat, and 1 others. 2023. Gpt-4 technical report. *arXiv preprint arXiv:2303.08774*.

Tong Bao, Mir Tafseer Nayeem, Davood Rafiei, and Chengzhi Zhang. 2025. Surveygen: Quality-aware scientific survey generation with large language models. In *Proceedings of the 2025 Conference on Empir-*

*ical Methods in Natural Language Processing*, pages 2712–2736.

- Andrew Bouras. 2024. Integrating randomness in large language models: A linear congruential generator approach for generating clinically relevant content. *arXiv preprint arXiv:2504.05732*.
- Chia-Yuan Chang, Zhimeng Jiang, Vineeth Rakesh, Menghai Pan, Chin-Chia Michael Yeh, Guanchu Wang, Mingzhi Hu, Zhichao Xu, Yan Zheng, Mahashweta Das, and 1 others. 2025. Main-rag: Multi-agent filtering retrieval-augmented generation. In *Proceedings of the 63rd Annual Meeting of the Association for Computational Linguistics (Volume 1: Long Papers)*, pages 2607–2622.
- Xiuying Chen, Hind Alamro, Mingzhe Li, Shen Gao, Xiangliang Zhang, Dongyan Zhao, and Rui Yan. 2021. Capturing relations between scientific papers: An abstractive model for related work section generation. In *Association for Computational Linguistics (ACL)*.
- Andrew S Denney and Richard Tewksbury. 2013. How to write a literature review. *Journal of criminal justice education*, 24(2):218–234.
- Shai Erera, Michal Shmueli-Scheuer, Guy Feigenblat, Ora Peled Nakash, Odellia Boni, Haggai Roitman, Doron Cohen, Bar Weiner, Yosi Mass, Or Rivlin, and 1 others. 2019. A summarization system for scientific documents. *EMNLP-IJCNLP 2019*, page 211.
- Wenqi Fan, Yajuan Ding, Liangbo Ning, Shijie Wang, Hengyun Li, Dawei Yin, Tat-Seng Chua, and Qing Li. 2024. A survey on rag meeting llms: Towards retrieval-augmented large language models. In *Proceedings of the 30th ACM SIGKDD conference on knowledge discovery and data mining*, pages 6491–6501.
- Tianyu Gao, Howard Yen, Jiatong Yu, and Danqi Chen. 2023. Enabling large language models to generate text with citations. In *Proceedings of the 2023 Conference on Empirical Methods in Natural Language Processing, EMNLP 2023, Singapore, December 6-10, 2023*, pages 6465–6488. Association for Computational Linguistics.
- Gregory Hok Tjoan Go, Khang Ly, Anders Søgaard, Amin Tabatabaei, Maarten de Rijke, and Xinyi Chen. 2025. Lira: A multi-agent framework for reliable and readable literature review generation. *arXiv preprint arXiv:2510.05138*.
- Thien Huynh-The, Quoc-Viet Pham, Xuan-Quy Pham, Thanh Thi Nguyen, Zhu Han, and Dong-Seong Kim. 2023. Artificial intelligence for the metaverse: A survey. *Engineering Applications of Artificial Intelligence*, 117:105581.
- Xiao-Jian Jiang, Xian-Ling Mao, Bo-Si Feng, Xiaochi Wei, Bin-Bin Bian, and Heyan Huang. 2019. Hsds: An abstractive model for automatic survey generation. In *International conference on database systems for advanced applications*, pages 70–86. Springer.

- Sascha Kraus, Matthias Breier, Weng Marc Lim, Marina Dabić, Satish Kumar, Dominik Kanbach, Debalya Mukherjee, Vincenzo Corvello, Juan Piñeiro-Chousa, Eric Liguori, and 1 others. 2022. Literature reviews as independent studies: guidelines for academic practice. *Review of managerial science*, 16(8):2577–2595.
- Xun Liang, Jiawei Yang, Yezhaohui Wang, Chen Tang, Zifan Zheng, Shichao Song, Zehao Lin, Yebin Yang, Simin Niu, Hanyu Wang, and 1 others. 2025. Surveyx: Academic survey automation via large language models. *arXiv preprint arXiv:2502.14776*.
- Chin-Yew Lin. 2004. Rouge: A package for automatic evaluation of summaries. In *Text summarization branches out*, pages 74–81.
- Aixin Liu, Bei Feng, Bing Xue, Bingxuan Wang, Bochao Wu, Chengda Lu, Chenggang Zhao, Chengqi Deng, Chenyu Zhang, Chong Ruan, and 1 others. 2024. Deepseek-v3 technical report. *arXiv preprint arXiv:2412.19437*.
- Yi-Fan Lu, Xian-Ling Mao, Tian Lan, Tong Zhang, Yu-Shi Zhu, and He-Yan Huang. 2025. Seoe: A scalable and reliable semantic evaluation framework for open domain event detection. In *Proceedings of the 63rd Annual Meeting of the Association for Computational Linguistics (Volume 1: Long Papers)*, pages 7201–7218.
- Kishore Papineni, Salim Roukos, Todd Ward, and Wei-Jing Zhu. 2002. Bleu: a method for automatic evaluation of machine translation. In *Proceedings of the 40th annual meeting of the Association for Computational Linguistics*, pages 311–318.
- Yijia Shao, Yucheng Jiang, Theodore Kanell, Peter Xu, Omar Khattab, and Monica Lam. 2024. Assisting in writing wikipedia-like articles from scratch with large language models. In *Proceedings of the 2024 Conference of the North American Chapter of the Association for Computational Linguistics: Human Language Technologies (Volume 1: Long Papers)*, pages 6252–6278.
- Xiaofeng Shi, Qian Kou, Yuduo Li, Ning Tang, Jinxin Xie, Longbin Yu, Songjing Wang, and Hua Zhou. 2025. Scisage: A multi-agent framework for high-quality scientific survey generation. *arXiv preprint arXiv:2506.12689*.
- Hannah Snyder. 2019. Literature review as a research methodology: An overview and guidelines. *Journal of business research*, 104:333–339.
- Weihang Su, Anzhe Xie, Qingyao Ai, Jianming Long, Jiabin Mao, Ziyi Ye, and Yiqun Liu. 2025. Surge: A benchmark and evaluation framework for scientific survey generation. *arXiv preprint arXiv:2508.15658*.
- Qwen Team and 1 others. 2024. Qwen2 technical report. *arXiv preprint arXiv:2407.10671*, 2(3).
- Aman Singh Thakur, Kartik Choudhary, Venkat Srinik Ramayapally, Sankaran Vaidyanathan, and Dieuwke Hupkes. 2025. Judging the judges: Evaluating alignment and vulnerabilities in llms-as-judges. In *Proceedings of the Fourth Workshop on Generation, Evaluation and Metrics (GEM<sup>2</sup>)*, pages 404–430.
- Richard J Torracco. 2005. Writing integrative literature reviews: Guidelines and examples. *Human resource development review*, 4(3):356–367.
- Hanchen Wang, Tianfan Fu, Yuanqi Du, Wenhao Gao, Kexin Huang, Ziming Liu, Payal Chandak, Shengchao Liu, Peter Van Katwyk, Andreea Deac, and 1 others. 2023. Scientific discovery in the age of artificial intelligence. *Nature*, 620(7972):47–60.
- Yidong Wang, Qi Guo, Wenjin Yao, Hongbo Zhang, Xin Zhang, Zhen Wu, Meishan Zhang, Xinyu Dai, Qingsong Wen, Wei Ye, and 1 others. 2024. Autosurvey: Large language models can automatically write surveys. *Advances in neural information processing systems*, 37:115119–115145.
- Zhiyuan Wen, Jiannong Cao, Zian Wang, Beichen Guo, Ruosong Yang, and Shuaiqi Liu. 2025. Interactivesurvey: An llm-based personalized and interactive survey paper generation system. *arXiv preprint arXiv:2504.08762*.
- Yu Xiao and Maria Watson. 2019. Guidance on conducting a systematic literature review. *Journal of planning education and research*, 39(1):93–112.
- Xiangchao Yan, Shiyang Feng, Jiakang Yuan, Renqiu Xia, Bin Wang, Lei Bai, and Bo Zhang. 2025. Surveyforge: On the outline heuristics, memory-driven generation, and multi-dimensional evaluation for automated survey writing. In *Proceedings of the 63rd Annual Meeting of the Association for Computational Linguistics (Volume 1: Long Papers)*, pages 12444–12465.
- Lianmin Zheng, Wei-Lin Chiang, Ying Sheng, Siyuan Zhuang, Zhanghao Wu, Yonghao Zhuang, Zi Lin, Zhuohan Li, Dacheng Li, Eric Xing, and 1 others. 2023. Judging llm-as-a-judge with mt-bench and chatbot arena. *Advances in neural information processing systems*, 36:46595–46623.