

ELSEWISE: Authoring AI-Based Interactive Narrative with Possibility Space Visualization

Yi Wang
ywang485@gmail.com
Midjourney
San Francisco, CA, USA

John Joon Young Chung
jchung@midjourney.com
Midjourney
San Francisco, CA, USA

Melissa Roemmele
mroemmele@midjourney.com
Midjourney
San Francisco, CA, USA

Yuqian Sun
ysun@midjourney.com
Midjourney
San Francisco, CA, USA

Tiffany Wang
twang@midjourney.com
Midjourney
San Francisco, CA, USA

Shm Garanganao Almeda
shm.almeda@berkeley.edu
UC Berkeley
Berkeley, CA, USA

Brett A. Halperin
bhalp@uw.edu
University of Washington
Seattle, WA, USA

Yuwen Lu
ylu23@nd.edu
University of Notre Dame
Notre Dame, IN, USA

Max Kreminski
maxkreminski@gmail.com
Midjourney
San Francisco, CA, USA

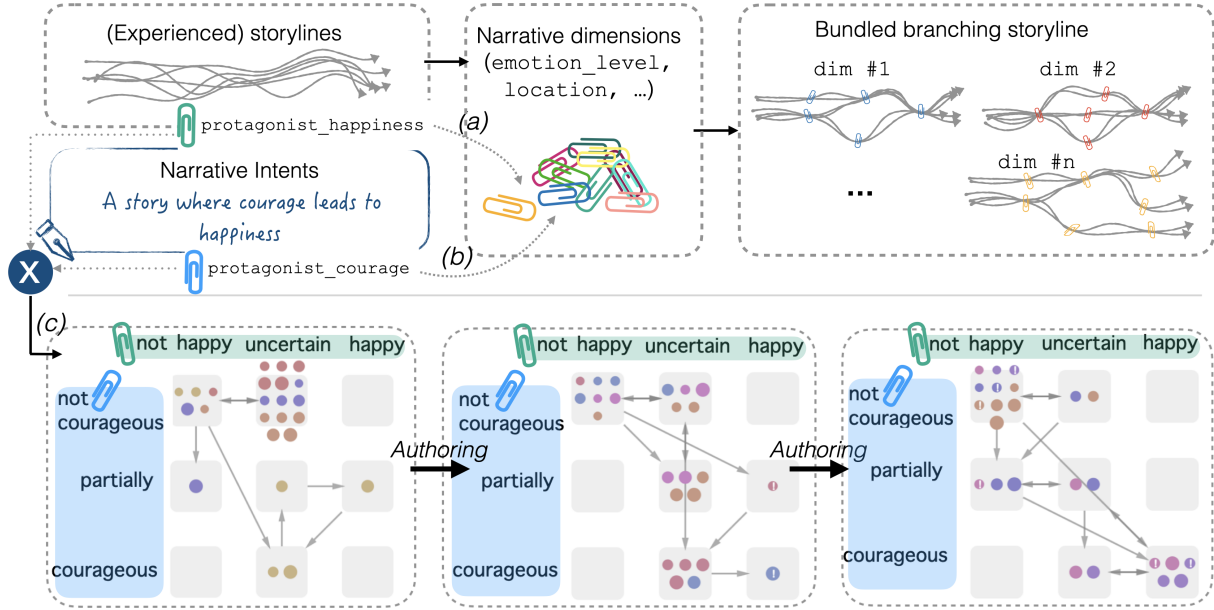


Figure 1: We propose the novel concept of “Bundled Storylines” for perception and sensemaking of narrative possibility space in AI-based interactive narrative authoring. Given a dataset of player-experienced storylines and an author-configurable collection of narrative dimensions, we “bundle together” narrative states that are indistinguishable in terms of the given narrative dimensions to construct branching storyline structures. We implemented Bundled Storyline Visualization (BSV) in an AI-based IN authoring system called ELSEWISE. Authors can customize the visualization to their needs by (a) creating BSVs from data-derived dimensions, (b) creating BSVs from user-defined dimensions, and (c) creating BSVs that cross over dimensions from existing BSVs. Leveraging BSV, authors can intuitively shape the distribution and trajectories of narrative states for their storytelling needs.

Abstract

Interactive narrative (IN) authors craft spaces of divergent narrative possibilities for players to explore, with the player’s input determining which narrative possibilities they actually experience. Generative AI can enable new forms of IN by improvisationally expanding on pre-authored content in response to open-ended player

input. However, this extrapolation risks widening the gap between author-envisioned and player-experienced stories, potentially limiting the strength of plot progression and the communication of the author’s narrative intent. To bridge the gap, we introduce ELSEWISE: an authoring tool for AI-based INs that implements a novel Bundled

Storyline concept to enhance author's perception and understanding of the narrative possibility space, allowing authors to explore similarities and differences between possible playthroughs of their IN in terms of open-ended, user-configurable narrative dimensions. A user study ($n=12$) shows that our approach improves author anticipation of player-experienced narrative, leading to more effective control and exploration of the narrative possibility spaces.

CCS Concepts

• **Computing methodologies** → **Natural language processing**;
• **Applied computing** → **Computer games**; • **Software and its engineering** → **Interactive games**.

Keywords

Interactive Narrative, Large Language Models, Design Exploration, Narrative Space, Video Games, Generative AI

1 Introduction

Interactive narrative (IN) experiences permit players to explore a space of divergent narrative possibilities crafted by an author, with the player's input determining which narrative possibilities they will actually encounter [21, 51]. The most prominent form of IN features multiple branching storylines reflecting the consequences of different player actions. A fundamental challenge for IN authoring lies in the tension between two competing needs: the need for coherent expression of the author's narrative intent (*authorial intent*) and the imperative to immerse audiences in the storyworld by granting them meaningful agency over plot progression (*player agency*) [51].

Conventional IN authoring workflows address this challenge by predefining the range of possible player actions and creating storylines tailored to each potential course of action. However, comprehensively authoring appropriate storylines for many different potential sequences of player actions can be prohibitively burdensome, limiting the degree of player choice typically supported by conventional IN systems. Many authoring tools [20] have been introduced to help IN authors overcome this limitation, but the authorial burden [28] associated with high-agency forms of IN remains substantial.

Large language models (LLMs) show potential to transform IN by enabling free-form player input and generating dynamic narrative content tailored to player actions in real-time. Traditional interactive narratives rely exclusively on pre-authored storylines created during development, limiting players to predetermined narrative paths. In contrast, LLM-powered systems can synthesize the author's narrative intent with player input during gameplay, dynamically generating personalized narrative experiences. Even narrative possibilities not envisioned by the author can be improvised in response to open-ended player input, which significantly enhances player agency.

However, while LLMs can effectively bridge authorial intent and player input [30], their use in IN also tends to widen the gap between the author's envisioned narrative experience and the player's actual experience. Using LLMs to interpret open-ended player input sacrifices the author's comprehensive understanding of the range of actions players might perform. Moreover, using LLMs for

just-in-time generation of narrative content restricts the author's direct access to the specific narrative material that players may encounter [41]. Consequently, authors of LLM-based IN struggle to anticipate the storylines that players may actually encounter, resulting in diminished control over player experience. This often leads to narratives that lack meaningful plot progression [7, 9, 65] as the combination of player and LLM improvisation drags the storyline away from the intended course, and to failures of expressive communication [40] as players lose touch with the human "hand behind the multifarious plot" [46, p. 347].

To address this challenge, we propose a novel concept of *Bundled Storyline* to aid authors of AI-based INs in making sense of narrative possibility space (Fig. 1). Our approach builds on insights from prior work in (AI-based) IN authoring [35, 41], storyline visualization [12, 43], and general-purpose tools for visualizing and making sense of possibility spaces [13, 32, 56, 57]. A bundled storyline structure "bundles together" narrative states that are indistinguishable in terms of certain user-configurable narrative dimensions to construct branching visualizations, which illustrate how different possible playthroughs of a single AI-based IN tend to converge and diverge in an abstract narrative state space. Narrative dimensions may be defined manually by an author (Fig. 1 (a)) to assess alignment between player experience and authorial intent, or automatically derived from player-experienced storylines to reveal emergent plot dynamics (Fig. 1 (b)). Additionally, users can combine existing narrative dimensions to cross-reference different aspects of the narrative possibility space (Fig. 1 (c)).

We implement the Bundled Storyline framework in ELSEWISE, an authoring tool for LLM-based INs. ELSEWISE allows authors to define what might happen in an AI-based IN via structured storyworld initialization prompts and a trigger-based rule system adapted from storylets [35]. Unlike existing authoring tools for AI-based INs [45, 73] which primarily focus on streamlining the initial implementation of the author's intended narrative structure, our approach aims to assist IN authors in gradually sculpting the possibility space of player-experienced narratives. Through Bundled Storylines, users can intuitively shape the distribution and trajectories of narrative states to meet their storytelling objectives (Fig. 1, bottom). A user study ($n = 12$) demonstrates that our approach effectively enables authors to better anticipate player-experienced storylines, resulting in more effective control over the narrative possibility space. Additionally, our findings reveal how ELSEWISE facilitates creative exploration in shaping this narrative possibility space.

Our work has three main contributions:

- (1) The concept of *Bundled Storylines* to aid perception and sensemaking of player experienced storylines.
- (2) ELSEWISE, an IN authoring tool that visualizes Bundled Storylines and implemented related affordances to support structured exploration and sculpting of AI-based narrative possibility space.
- (3) A user study ($n=12$) that validates the effectiveness of this approach and sheds lights on how authors perceive, control and explore using our approach.

Altogether, we show how authoring tools can enable authors of AI-based IN to better anticipate, explore, and shape the range of narrative outcomes that players are likely to experience.

2 Related Work

2.1 (AI-Based) Interactive Narrative

Constructing a compelling linear story is already a difficult problem of creative *orchestration* [39, 62]: the high-level plot and character arcs must remain coherent, the low-level details of how the story is told must keep the audience engaged, and all of these facets must work together to effectively communicate the storyteller’s expressive intent [33]. However, the difficulty of conventional linear storytelling is bounded because the author is able to exert precise control over the nature and sequencing of the material presented to the audience. Ultimately, only a single coherent and communicatively effective *storyline* must be conveyed.

Interactivity adds a new dimension of difficulty to storytelling by forcing authors to contend with variation. When there are multiple different ways that a story might unfold based on the player’s choices, it becomes substantially more complicated to anticipate the order of events that each individual player will experience—and therefore to exert control over important experiential qualities such as surprise [5], pacing [14], and tension [36]. Difficulties in anticipating and shaping player experience form a significant part of the “authoring problem” as it is commonly discussed in IN research communities [24], and two of the most popular design approaches to IN—*emergent narrative* [3, 34, 54, 68] and *drama management* [11, 53]—are often framed as different ways of handling the conflict between the unpredictability of the player and the desire to ensure that authorial intent is maintained [3].

Broadly, IN authoring can be framed as instantiating not just a single storyline but a *story volume* [22]: a space of possible storylines that share certain common characteristics, but also admit a progressively wider range of variation as additional narrative branching points [27] or recombinable narrative content units [35] are introduced. Story volumes are said to be either *closed* (if they admit a finite range of possibilities, with all player-experienced stories ultimately consisting of a valid arrangement of a fixed set of authored content units) or *open* (if the range of possible variations between valid storylines is so wide that the author could not even hope to anticipate all the storylines that a player might experience) [23].

When an IN allows content not directly created by the IN’s author—e.g., open-ended text written by the player, or generated at runtime by an AI model—to form part of a valid storyline, the resulting story volume is necessarily open. Consequently, *AI-based* [66] or *AI-native* [59] forms of IN (in which an AI model is invoked at runtime as part of the core storytelling loop) present an especially difficult form of the authoring problem. Building AI-based INs has been argued to require an indirect, experimental approach [64], in which AI behaviors are painstakingly tested, probed, and adjusted to iteratively assess and broaden the range of situations in which the AI can be expected to do the right thing.

2.2 Sensemaking Tools for (AI-Based) IN Authoring

IN design was once dominated by the relatively straightforward *branching* approach to content authoring exemplified by popular tools like Twine [31]. The author of a branching story manually specifies all of the allowable connections between content units, with explicitly defined choice points allowing the player to select which of several possible “branches” the storyline will follow. Due to the ease and utility of visualizing branching structures [20], visualization-based tools for authoring branching stories are now widespread [19]. Additionally, a wide variety of analysis tools [45, 50, 67] have arisen to further support author understanding of how players may experience complex branching stories.

As the ambitions of IN authors grew, the problem of “combinatorial explosion” (exponential growth in the number of content branches needed to account for a linear increase in the depth of player choice) [27] and the desire for greater narrative responsiveness [42] led to the adoption of increasingly modular content structures. The division of story content into more freely reorderable and recombinable units known as *storylets* [35] became an increasingly prevalent alternative to branching narrative authoring, enabling INs to respond more dynamically to a wider range of potential player choices. However, storylet-based authoring also increased the difficulty of anticipating all the possible arrangements of narrative content that players might possibly experience.

The incompatibility of storylet-based authoring with branching storyline visualization, and the need for more powerful sensemaking tools, encouraged the development of new visualization approaches. *State space* visualizations—including the *Ice-Bound* authoring tools [18] and *Short*’s visualizations of “narrative states” [55]—attempt to map out the range of story states that might emerge as a playthrough of the story progresses; to illustrate which content units are available for display at certain points in the overall state space; and to hint at what kinds of content might be needed to improve coverage of the state space, or to steer certain kinds of playthroughs in the right directions. StoryAssembler’s *partial branching* visualizations [17] simulate many possible playthroughs of the story, then allow authors to investigate the implicit branching structures that emerge in certain subsets of playthroughs. In a similar vein, DendryScope [49] uses playthrough simulation in concert with static analysis techniques to enable reasoning about what content units are and are not allowed to follow one another in certain subsets of the possibility space. All of these tools attempt to help authors reckon with the greater complexity of the story volumes instantiated by storylet-based IN.

Although early AI-based IN experiments like Façade [44] and Say Anything [61] had already introduced open-ended text input by players as a possible new type of variation between storylines, it was the emergence of LLM-based IN frameworks like AI Dungeon [69] that popularized runtime narrative content generation as a way to enable even more open-ended AI-based IN [25]. By throwing the story volume wide open, this form of IN makes it even harder for authors to anticipate and control what players are likely to experience. Nevertheless, a few tools have appeared to help authors work with AI-based IN. WHATELSE [41], for instance, distinguishes canonical (“pivot”) storylines envisioned by

the author from actual player-experienced (“variant”) storylines, and allows authors to sculpt the entire story volume (or “outline” of the narrative space) defined by an inferred LLM prompt. Furthermore, the Drama Llama [60] and Orchid [73] frameworks both attempt to make LLM-based IN authoring more comprehensible by updating storylet-based authoring affordances for compatibility with open-ended textual storytelling. ELSEWISE builds directly on this line of work.

2.3 Linear Storyline Visualization

Outside of IN, storyline visualization has also seen some uptake in tools for conventional linear narrative interpretation and construction. For instance, Story Explorer [29] provided a visual toolkit for understanding the flow of time in linear stories told “out of order” (e.g., via flashbacks and flash-forwards). TaleBrush [12] made early use of an LLM to transform hand-drawn story curves (corresponding to the rising and falling fortunes of the story’s main character) into story text. Story Ribbons [75] is an LLM-powered visual analytics workbench for analyzing how a wide range of story qualities vary over the course of a longform textual story, automatically extracting potential themes of interest but also allowing users to write in their own. And Masson et al.’s toolkit for *visual story-writing* [43] automatically establishes mappings between narrative text and a variety of structural narrative visualizations via LLM, allowing authors both to understand how their story is currently structured and to change things about their story by directly manipulating the visualizations. Broadly, all of these visualizations bear some resemblance to our approach, but do not provide support for the analysis of INs with multiple valid storylines.

2.4 Possibility Space Visualization

Expressive range analysis (ERA) techniques [56] use visualization to assist creators of generative pipelines—e.g., game level generators—in understanding the distribution of outputs that the pipeline can produce. By generating a large number of artifacts and then characterizing each artifact according to a fixed set of automatically assessable quantitative metrics, the distribution of artifacts can be visualized as a set of two-dimensional heatmaps contrasting particular pairs of metrics. These various “slices” through the expressive range can be exhaustively summarized as a *corner plot* [58]; used to manually or automatically tune generator parameters, in order to better align the generator’s output distribution with designer intent [15]; or even combined with trajectory visualization to show how a human interactor moves through a generator’s possibility space [1, 32].

With the advent of LLMs, it became possible to perform ERA-like analyses in terms of open-ended conceptual dimensions expressed as brief textual prompts, rather than manually implemented procedural evaluation functions. For example, Luminat [57] enables users to generate and visually organize a range of possible LLM writing suggestions according to a set of LLM-inferred conceptual dimensions. The worldbuilding support tool Patchview [13] similarly enables users to browse and generate world elements (such as characters and storyworld locations) on a visual space of semantic concepts, but with more user agency in configuring the conceptual space and positioning elements. ELSEWISE makes use of related

LLM-based ERA affordances, but with one key difference: we apply ERA techniques to the space of possible *narrative states* that may arise within an IN, rather than the range of *artifacts* potentially produced by a procedural generator or incorporated into a larger creative project.

3 Challenges of AI-Based IN Authoring

Unlike in conventional INs, where possible storylines experienced by the audience are directly created at authoring time, storylines in AI-based INs emerge from the complex play-time interactions between the audience and the AI models in combination with author input, which could deviate from what is conceptually envisioned at authoring time. Mismatch between the two often leads to experiences that lack meaningful plot progression, in which the author’s narrative intents are not sufficiently perceived by the player.

For example, in games like AI Dungeon [25, 69], players may begin a fantasy adventure designed around a typical heroic quest in which a princess has been kidnapped by a villain, with the narrative expecting the player to rescue her by confronting the villain at a designated location in town. However, if the player enters this location and defeats the villain prematurely—before the kidnapping occurs—the narrative derails from the intended storyline, leaving the player trapped within purely AI-generated content that lacks deliberate plot progression. To address such scenarios, authors could either guide players toward more narratively relevant actions or design additional branching storylines that accommodate these deviations while maintaining narrative coherence. Both solutions require authors to anticipate potential player actions, a significantly more challenging task than in conventional INs, where player choices are constrained to predetermined options.

To help authors anticipate audience experienced storylines, we distinguish between *intended narrative* (conceptual storylines envisioned by the author) and *experienced narrative* (concrete storylines experienced by the audience) [41]. Intended narratives are often in the form of high-level specifications of desired narrative content possibly conditioned on different narrative states to form branching storylines. Experienced narratives are concrete narrative content experienced by players in actual playthroughs. During gameplay, AI-based IN systems synthesize the author’s specification with player input to generate narrative content presented to the player (e.g., combining them into a prompt for an LLM model). Since player input is unavailable at authoring time, the potential mismatch between the author’s expectation of the player’s action and the actual player’s action often leads to ineffective *control* of the narrative space, such that the intended narrative is only partially reflected in the experienced narrative—or sometimes missed entirely.

Most existing authoring and analysis tools for AI-based INs, such as AI Dungeon [69], Inworld.ai [26], WHATIF [45], Drama Llama [60], and ORCHID [73], primarily focus on the authoring and sensemaking of intended narrative content. These tools provide limited—if any—support for helping authors understand the experienced narratives that emerge during actual gameplay. Most provide only basic playtesting capabilities, resulting in highly inefficient *exploration* of the narrative possibility space. Meanwhile, making sense of narrative possibility space presents significant challenges due to its abstract nature: each storyline instance within this space

already constitutes a complex object residing in high-dimensional semantic space. Furthermore, authors have diverse analytical needs, typically focusing on narrative aspects that align closely with their specific storytelling approaches and objectives, as well as the content of the story.

This work aims to design authoring tools for AI-based interactive narratives (INs) that provide enhanced control and exploration assistance. We approach this by focusing on the experienced narrative and supporting systematic perception and configurable sensemaking of the possibility space of experienced narratives. We propose the following design goals for such authoring tools:

- **DG1. Player Perspective.** The tool should incorporate player perspectives in the authoring process to make authors aware of potential discrepancies between intended and experienced narrative, and to support the author in improving the alignment of actual experience with intended experience.
- **DG2. Comprehensiveness** To be more comprehensive than simple playtesting, the system should assist authors to *systematically* perceive the possibilities residing in the space of experienced narrative, in helping the author better anticipate the possible storylines a player could experience.
- **DG3. Configurability.** The system should provide customizable affordances to assist authors in sensemaking of the experienced narrative possibility space tailored to their specific storytelling interests and the content of the story.

4 Bundled Storylines

4.1 Branching Storylines and Story Volumes

Since IN authors are crafting possibility spaces rather than individual instances of stories, visualization of the possibility space has always been an essential affordance of an IN authoring tool. The possibility space of conventional INs is typically represented as flowchart-like branching storylines [10]. Branching storyline structure represents a narrative possibility space as a graph, where nodes represent different narrative states, and edges represent player actions that can cause a transition from one narrative state to another. The paths in the graph correspond to possible stories a player could experience in a playthrough. Branching storyline structure clearly communicates the *internal dynamics* of the storyworld by specifying all possible events that could happen and their effects on narrative states, with a state machine-like structure. Such dynamics define what is considered narratively meaningful, enabling characterization of similarities and differences between different storylines and direct manipulation of the narrative possibility space.

In AI-based INs, storylines experienced by the players are emergent narratives [2] resulting from the interaction between the author, the player, and the AI algorithm. The complexity of the AI algorithm, especially the blackbox nature of LLM models, makes it challenging to adopt an interpretable representation of the narrative structure. The space of possible stories that could arise from an emergent narrative system has been characterized as a “story volume” [22], a concept originally established in the context of procedural content generation, to contrast with the idea of single fixed “storylines” as in conventional pre-authored INs, emphasizing the plurality of storylines in a group with no single canonical

version. Although “Story volume” captures the emergent nature of storylines from AI-based INs, it abstracts away a structured representation that enables systematic perception and manipulation of the narrative possibility space.

4.2 Bundled Storyline Visualization for Story Volumes

Although explicitly defined branching storylines are no longer the underlying mechanism for generating narrative instances in AI-based IN systems, a branching visual representation could still serve as a familiar and powerful tool to aid sensemaking of story volumes. We introduce the concept of *Bundled Storylines*, in order to capture both the emergent nature of experienced narrative and the internal dynamics of the storyworld, which help with author’s perception and sensemaking of a narrative possibility space.

An experienced storyline is a sequence of events (“fabula” instead of “sjuzhet” [6]) dynamically constructed by the interactions between the player and the non-player characters’ actions in the storyworld. The event sequence describes how the storyworld changes over time [52]. Different storylines can thus be viewed as different trajectories in the possibility space S of all possible states of the storyworld.

We consequently view an *experienced storyline* T_i as an ordered sequence of *narrative states* $\langle s_1^i, s_2^i, \dots, s_{t_i}^i \rangle$ ($t_i > 0$). Given a set T of experienced storylines, we assume a global timeline that applies to all the storylines, so that for any $i \neq j$, s_t^i and s_t^j can be meaningfully compared as they are different narrative states at the same timestep. We use S_T to denote the set of all narrative states from all the storylines in T . Given a set of *narrative dimensions* representing relevant plot conditions (e.g., tension level, friendship between two characters, whether Aladdin has obtained the magic lamp, etc.), a possibility space of narrative states can be constructed and used to position each narrative state relative to others based on their value on these dimensions. The experienced storylines (T) can thus be comprehensively compared as trajectories in this space.

An experienced storyline is represented in different forms, such as a script, a dialog/action history, a sequence of images or even a video. We assume that we can split the representation of a storyline into a sequence of fragments $\langle o_1^i, o_2^i, \dots, o_{t_i}^i \rangle$ so that each o_t^i is part of the storyline representation and is describing the latent underlying narrative state s_t^i . We denote the set of all narrative space representations as O . Given a narrative dimension d (whose value range denoted by $dom(d)$), we assume a function $f_d(\cdot) : O \rightarrow dom(d)$ exists to extract the value of d from any narrative state representation.

Although the notion of bundled storylines is in theory generalizable to other story representations, in this paper we focus on textual representation of stories, so that each o_t^i is a text fragment, and the dimension extraction functions $f_d(\cdot)$ can be implemented with a combination of language models and parameterized prompts. Since we only have access to the textual representations rather than their underlying narrative states, in the rest of the paper we simply use the term “narrative state” to refer to the text representations. We also only consider finite and discrete value range for narrative dimensions.

Example 4.1. Consider the storyworld described in Table 1 and three examples of experienced storylines in Table 2. Consider two narrative dimension d_1 being “ducks’ advantage against goose” ($\text{dom}(d_1) = \{\text{low}, \text{medium}, \text{high}\}$), and d_2 being “duckling behavior” ($\text{dom}(d_2) = \{\text{passive}, \text{neutral}, \text{proactive}\}$). Table 3 shows example values of the narrative dimensions extracted from the three storylines at each timestep.¹

4.2.1 Bundled Storyline as a Timeline of Single Narrative Dimension (“1D BSVs”). Given a single narrative dimension d , we construct a graph G_d representing a branching storyline structure as follows:

- **Narrative states that share the same value of d at the same timestep are grouped together as a node.** For each $v \in \text{dom}(d)$ and $t \in \{1, \dots, t_{\max}\}$ (t_{\max} represents the maximum timestep), G_d contains a node corresponding to the set of narrative state representations $O_t^v = \{o_t^i \in O_T \mid f_d(o_t^i) = v\}$, unless the set is empty;
- **Edges represent possible “1-step” transitions between different values.** There is an edge from node $O_t^{v_1}$ to $O_{t+1}^{v_2}$ if there exists o_t^i and o_{t+1}^j such that $o_t^i \in O_t^{v_1}$ and $o_{t+1}^j \in O_{t+1}^{v_2}$.

Intuitively, we “bundle” together all the narrative states at the same timestep sharing the same value in dimension d to construct the nodes in the graph, and merging temporal connections sharing both starting and ending bundles. This gives us a *Bundled Storylines* graph of the experienced storylines relative to the dimension d .

In our implementation, we use dots of different colors to represent narrative states from different storylines. For each bundled storylines graph, we arrange the dots in a matrix whose columns correspond to the values of dimension d ($\text{dom}(d)$), and rows correspond to each timestep ($\{1, \dots, t_{\max}\}$) - so that dots representing elements of S_t^v are positioned at the row representing timestep t and the column representing value v of dimension d (Fig. 2 (a)). We call this visualization of a single bundled storylines graph a *Bundled Storyline Visualization*, or a (1D) BSV.

Example 4.2. Consider the narrative dimension d_1 from Example 4.1. Figure 2 (a) shows the BSV of G_{d_1} . Assuming the storylines are representative, we can obtain insights on the temporal progression of ducks’ advantage against goose in different storylines

¹Note that the values of narrative dimension extracted from different storylines can differ based on specific LLM model and prompt used.

Table 1: Example Storyworld

World Setup	The ducks and geese sharing the pond grow increasingly agitated as winter approaches. With food becoming scarce, competition intensifies among the waterfowl, filling the air with tension and the sharp sounds of territorial disputes.
Characters	<p>Duckling (Protagonist) - A weak duckling who’s just a kid and do not know much about the world.</p> <p>Duck Mom - Duckling’s Mom. She loves duckling. She’s torn apart between teaching duckling the cruel reality of the world and give him a happy and worry-free childhood.</p> <p>Goose - The bully in the pond. Very strong and territorial. Mean creature.</p>

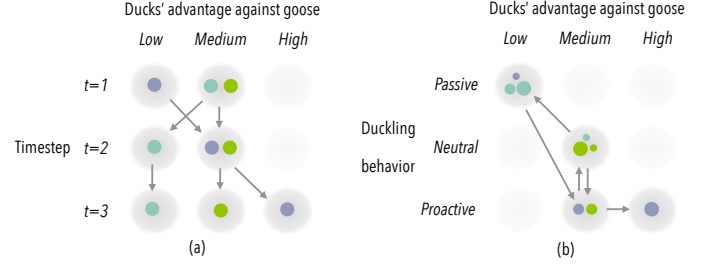


Figure 2: Example Bundled Storylines for single narrative dimension (a) and two narrative dimensions (b)

from the graph. For example, ducks’ advantage tends to start from low or medium; the advantage could stay the same throughout the whole story (which may indicate undesirable storylines due to lack of meaningful progression), deteriorates to “low” (which may indicate an intended “unsuccessful playthrough”), or elevates to “high” (which may indicate an intended “successful playthrough”).

4.2.2 Bundled Storyline with Multiple Narrative Dimensions (“2D BSVs”). It is theoretically possible to extend the definition of bundled storyline to multiple narrative dimensions. Given a subset of dimensions $D = \{d_1, \dots, d_n\}$, the graph G_D representing a branching storyline structure is constructed as follows:

- **Narrative states that share the same value combination at the same timestep are grouped together as a node.** For each distinct value combination $\mathbf{v} = v_1, \dots, v_n$ ($v_1 \in \text{dom}(d_1), \dots, v_n \in \text{dom}(d_n)$) and $t \in \{1, \dots, t_{\max}\}$, G_D contains a node corresponding to the set of narrative state representations $O_t^{\mathbf{v}} = \{o_t^i \in O_T \mid f_{d_1}(o_t^i) = v_1, \dots, f_{d_n}(o_t^i) = v_n\}$, unless the set is empty;
- **Edges represent possible “1-step” transitions between different value combinations.** There is an edge from node $O_t^{\mathbf{v}_1}$ and $O_{t+1}^{\mathbf{v}_2}$ if there exists o_t^i and o_{t+1}^j such that $o_t^i \in O_t^{\mathbf{v}_1}$ and $o_{t+1}^j \in O_{t+1}^{\mathbf{v}_2}$.

Intuitively, all narrative states sharing the same value combination on the dimensions are indistinguishable in this particular subspace, forming a “bundle” of narrative states. We call G_D a Bundled Storyline graph of the experienced storylines relative to the dimension set D .

To visualize a bundled storylines graph with multiple narrative dimensions (a *multi-dimensional Bundled Storyline Visualization*), we arrange the dots in a (multi-dimensional) matrix defined by the possible values of the dimensions (Fig. 2 (b)). Dots are grouped at the same position of the matrix if they all share the same dimension value combination corresponding to the matrix position, regardless of difference on other aspects. We also restrict the number of narrative dimensions to be no more than 2, due to the visual complexity of higher dimensional matrices. Conceptually, we can add an additional dimension representing timestep to the matrix to include temporal information in the same view. To retain a 2D visualization, we follow the time flattening technique [4], and use the size of the dots represent temporal order of the narrative states (smaller ones are more towards the beginning of the storyline). Admittedly, it is

Table 2: Example Storylines for the storyworld described in Table 1

Timestep (t)	Storyline 1 (o_t^1)	Storyline 2 (o_t^2)	Storyline 3 (o_t^3)
1	The duck mom warns the duckling that winter scarcity is making the geese territorial and aggressive.	The duck mom defends the duckling against the threatening goose.	The duck mom confronts the goose defending her duckling from mockery.
2	The goose issues an ultimatum to exile the ducks by sunset, refusing their peaceful negotiations.	The duckling rallies other ducks to confront the goose as a group.	The duckling chases ripples, meeting an aggressive goose.
3	The ducks are forced to surrender their territory and leave.	United, the ducks successfully protect their territory from the goose.	The duck mom protects the curious duckling from the goose defending its territory.

Table 3: Temporal progression of values of the narrative dimensions for the example storylines described in Table 2

Timestep (t)	$f_{d_1}(o_t^1)$	$f_{d_2}(o_t^1)$	$f_{d_1}(o_t^2)$	$f_{d_2}(o_t^2)$	$f_{d_1}(o_t^3)$	$f_{d_2}(o_t^3)$
1	medium	neutral	low	passive	medium	neutral
2	low	passive	medium	proactive	medium	proactive
3	low	passive	high	proactive	medium	neutral

difficult to visually distinguish differences in sizes to quickly get precise temporal relations, but the focus of such 2D BSV views is to show the correlation between multiple narrative dimensions, rather than the temporal progression of a single narrative dimension. We will describe in Section 4.3.2 different ways to incorporate temporal information when cross-referencing multiple narrative dimensions.

Example 4.3. Consider the narrative dimensions d_1 and d_2 from Example 4.1. Figure 2 (b) shows the BSV of $G_{\{d_1, d_2\}}$. In this graph the focus is on the correlation between “ducks’ advantage against goose” and “duckling’s behavior” rather than the temporal progression of any single narrative dimension. Assuming the storylines are representative, we can obtain insights such as: proactive duckling behavior tends to lead to better advantage against goose, while passive duckling behavior tends to lead to worse advantage.

Similar to branching storylines for conventional IN, the bundled storyline representation provides a comprehensive understanding of possible transitions between value combinations of the selected dimensions approximated from the given set of storylines, in a state machine like structure (DG2). When abstracting away each graph node’s internal structure, bundled storyline visualization resembles a branching storyline visualization. However, dynamically deriving the nodes from arbitrary storylines and narrative dimensions allows the branches to emerge from actual playthroughs rather than being predefined by the IN author (DG1).

4.3 Bundled Storyline Affordances

The previous section defines Bundled Storylines. In this section we explain where the narrative dimensions come from and how they collectively assist perception and sensemaking of the narrative possibility space. We design affordances of Bundled Storylines in

support of configurable sensemaking (DG2, DG3), organized in two categories: *dimension extraction* and *dimension crossreferencing*.

4.3.1 Dimension Extraction. The goal of Bundled Storyline Visualization is to bridge authors’ narrative vision and players’ narrative experience—specifically, to assist the author in understanding the emergent plot, reflecting misalignments between their narrative vision and current audience experience, and finding guidance for further refinement of the narrative space to steer experienced storylines towards narratively meaningful directions. To this end, the narrative dimensions should be derived from both the author’s narrative vision and player’s narrative experience, with the relative emphasis depending on the authoring approach and analytical objectives. We provide three dimension extraction mechanisms that enable configurable weighting of author vision versus player experience (DG3).

Author vision only In this case, we prompt the user to add a customized dimension by entering a name denoting the dimension (e.g., “duckling_courage”), a line of text describing what this dimension is about (e.g., “how courageous the duckling feels”), and the values of the dimension (e.g., “not_courageous, partially, courageous”).

Player experience only In this case, both the narrative dimension and its values are generated automatically by analyzing the dataset of player experienced storylines through *concept induction* [37], a computational process that produces interpretable high-level concepts from unstructured text (narrative state representations). Since dimensions created in this way are fully derived from the given dataset of player experienced storylines, we also call them “data-derived dimensions” in the rest of the paper.

Mixed In this case, the narrative dimension and its values are collaboratively defined by both player experienced storylines, and the author. For example, the author names and describes the

dimension, then the system extracts categorical values for this dimension with concept induction, or the system extracts narrative dimensions by analyzing the narrative states, then the user defines the categorical values.

Regardless of the dimension extraction mechanisms, once the dimension and its values are in place, the system will use an LLM model to classify the narrative states using the values of the dimension as labels, to construct the BSV view of this narrative dimension. Note that when the values of the dimensions were generated from experienced storylines, it is usually guaranteed that every value applies to at least one experienced narrative states due to the clustering mechanism. This is not the case when the values are user-defined. For example, it may turn out that the duckling has never felt courageous in any of the playthrough data, so that no narrative state fall into the courageous category. However, the dimension value would still be useful if the author desires to refine the game to nudge the duckling towards being more courageous.

4.3.2 Dimension Cross-referencing. The user gets a holistic understanding of the narrative possibility space not from single Bundled Storyline Visualization, but a collection of BSVs presenting information from different aspects (we call this collection a “BSV canvas”). We design the following mechanisms for the user to cross-reference between multiple BSVs.

Combining Two 1D BSVs into a 2D BSV View To closely examine the correlation between two narrative dimensions, the user can combine dimensions from existing 1D BSVs to create 2D BSVs, facilitating sensemaking of the experienced storylines by cross-referencing two aspects of the narrative state space (DG2, DG3). For example, combining the timeline view of “duck’s advantage against goose” and the timeline view of “duckling behavior” will result in the 2D BSV in Fig. 2 (b).

Cross-referencing Dimensions across Multiple BSVs Although we limit the maximum number of narrative dimension in a single BSV view to two, correlation between more than two narrative dimensions can be examined by cross-referencing multiple BSVs (DG2, DG3), we introduce two narrative state highlighting mechanisms:

- (1) *filtering by storyline* (Fig. 4): highlighting *all the narrative states from the same storyline* in all BSVs to support tracking the temporal progression of this storyline from all explored dimensions. For example, Fig. 4 demonstrates that the ducks were evicted to outside the pond in the blue (first) storyline, which aligns with the decline in duck’s advantage against goose and more passive duckling behavior, while the purple (second) storyline exhibits an opposite trend.
- (2) *filtering by dimension values* (Fig. 3): highlighting *all the narrative states with this value (combination)* in all BSVs to indicate potential correlation between this valuation and values of other dimensions. For example, Fig. 3 allows examining the correlation between duck’s advantage against goose and duckling behavior for each possible value of duckling’s location, revealing that the a more proactive duckling behavior is more likely to lead to duck’s advantage against goose when the duckling is in a neutral area, but not in goose territory.

Timeline Control Slider (Fig. 5) To facilitate incorporating temporal information at global level (across all BSVs on the canvas) instead of a single BSV, we provide a timeline control slider for the user to set a particular timestep of interest. Narrative states at the set timestep is highlighted among all others across all BSVs on the canvas. By sliding through all timesteps, the user can get a sense of temporal progression of all the narrative dimensions on the BSV canvas, making it easy to incorporate temporal dimension when cross-referencing multiple narrative dimensions. For example, Fig. 5 shows how duckling’s location, duck’s advantages against goose, and duckling behavior could possibly change over time, indicating that high advantage against goose is only achievable towards the end of the story, following proactive duckling behavior.

To summarize, Table 4 lists specific types of sensemaking a BSV canvas supports through dimension cross-referencing.

5 ELSEWISE: Authoring with BSV

To demonstrate the feasibility and usefulness of Bundled Storyline Visualization for authoring AI-based IN, we developed ELSEWISE, an AI-based IN authoring tool. In this section, we present the interface and features of ELSEWISE, focusing on its IN authoring affordances and their interplay with BSV.

5.1 ELSEWISE Interactive Stories

The specific type of AI-based IN that a user can create with ELSEWISE is implemented with an LLM driving a series of conversational interactions with a player following specifications from the author about the intended narrative experience. During gameplay, the LLM takes the role of a game master (as in tabletop role-playing games like *Dungeons & Dragons* [63]), acting as a proxy for the author. We aim to capture the most prominent types of author input seen in existing AI-based IN systems [26, 41, 60, 69, 70] with minimal authorial constructs, resulting in the following two parts of the author specification:

- A description of the **storyworld** that serves as the long-term context of the interactive experience, which consists of a world description and a set of characters each with a description, all in natural language. One character is marked as the protagonist and is intended to be role-played by the player.
- A list of **rules** that regulate the playtime behavior of the LLM game master. A rule is defined by a *condition* and an *effect*, both in free-form natural language sentences. As a proxy of the author, the LLM game master is designed to steer the experienced plot towards the effect when the condition is met by the current narrative state.

An instance of the above specification defines a playable interactive story. During gameplay, the LLM game master and the player take turns to contribute to the unfolding story. The LLM story master can generate both narration text and non-protagonist characters’ actions and dialogues, while the player only enters actions and dialogues for the protagonist character. A narrative state in this context is defined as a round of the game (where the game master and the player both take a turn), and contains all the conversation history up until the end of this round. At the end of each round, the system checks if the condition of any rule is met by the current

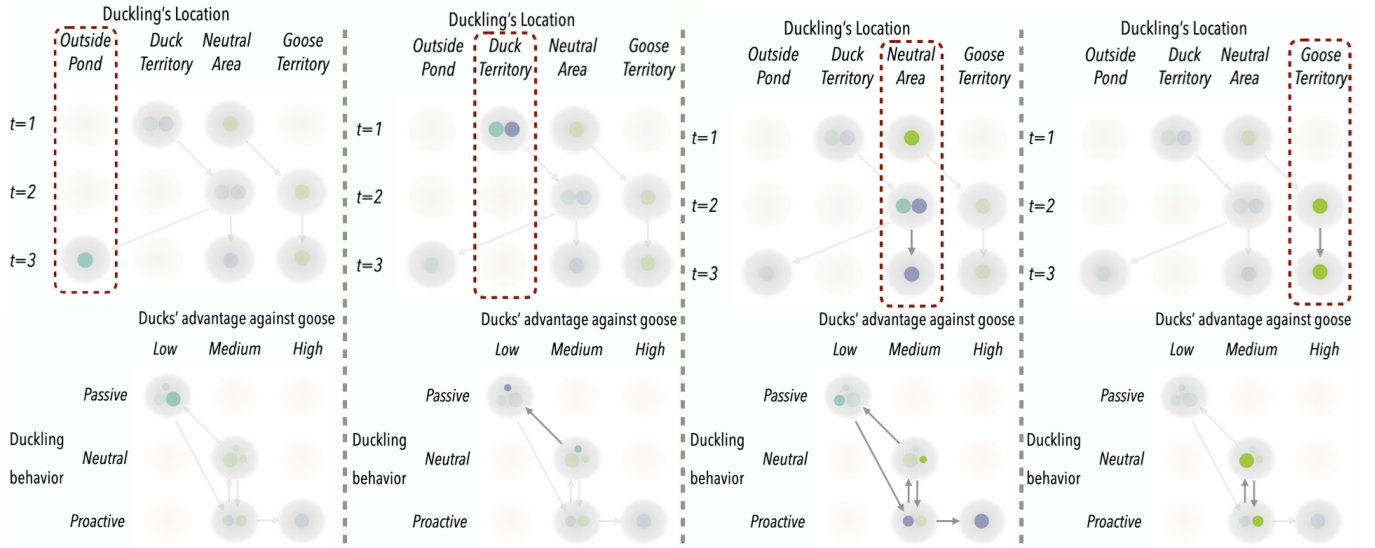


Figure 3: Multiple BSV views with dimension value filter. Red dashed boxes represent selected dimension value, and the BSV at the bottom represents how other BSV views on the same canvas change reflecting the filtering operation.

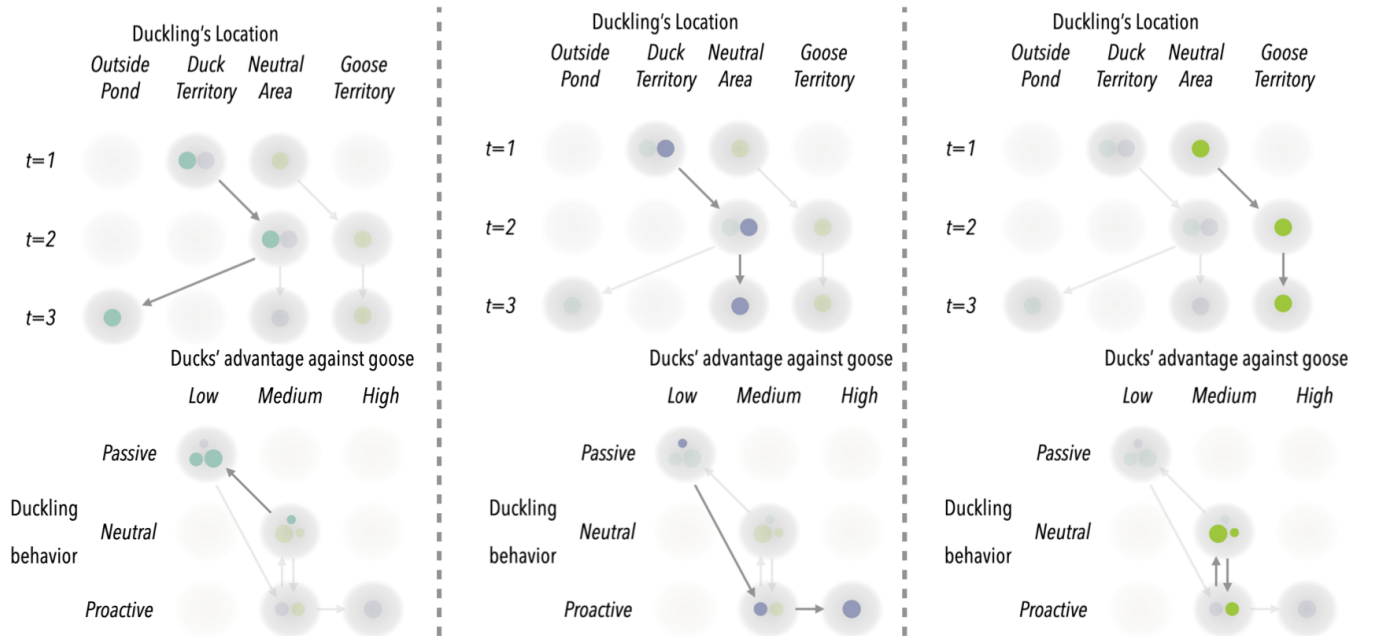


Figure 4: Multiple BSV views with storyline filter

narrative state, which triggers the execution of the effect of the rule.

The next section describes the authoring interface assisting the author in crafting the interactive story specifications.

5.2 IN Authoring Interface

ELSEWISE implements BSV with a **narrative space visualizer**, and adds an **narrative space editor** on top of it (Fig. 6). The narrative space editor (Fig. 6 (G, F)) supports editing the specification of the interactive story, including world description, character descriptions, as well as the rules. The narrative space visualizer takes the

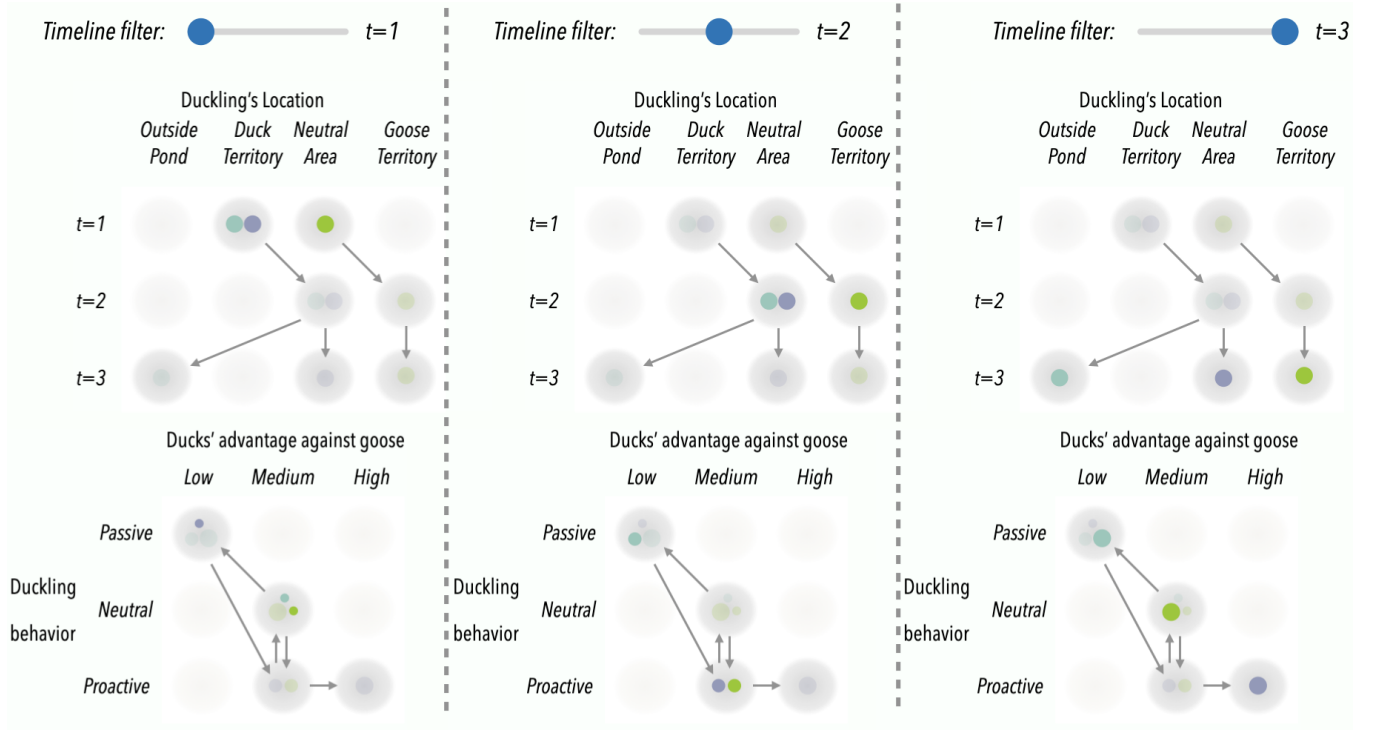


Figure 5: Multiple BSV views with timeline control slider

Table 4: Types of sensemaking a BSV canvas supports

Type of Sensemaking	Cross-referencing Mechanism
Temporal progression of single narrative dimension	1D BSVs (Fig 2 (a))
Correlation between two narrative dimensions	2D BSVs (Fig 2 (b))
Correlation between more than two narrative dimensions	Multiple BSVs with dimension value filter and storyline filter (Fig 3, Fig 4)
Temporal progression of correlation between multiple narrative dimensions	Multiple BSVs with timeline control slider (Fig 5)

form of an infinite canvas of BSVs. Users can create, remove and edit BSVs, and reposition them on the canvas. We implemented all the BSV affordances described in Section 4.3 on top of the canvas. Combining dimensions is achieved by dragging one BSV on top of another (Fig. 6 (C)). The two narrative state highlighting mechanism described in Sec. 4.3.2 for cross-referencing between multiple BSVs are triggered by the user clicking on individual narrative state and on a categorical value (combination). The timeline control slider is located at the top of the canvas for global timestep filtering control (Fig. 6 (L)).

In some cases, users need only a high-level overview of how narrative states distribute across different values of a narrative dimension, without temporal information. This is particularly useful for assessing whether the granularity of the value schema is appropriate by examining the evenness of the distribution and the number of narrative states assigned to each value. We consequently

introduce a compact version of the 1D BSV view (Fig. 6 (K)), which simply shows a classification of all the narrative states into each value of the narrative dimension. Users can toggle between compact and timeline views by clicking a button on each 1D BSV panel. The compact view also serves as an editor for modifying the value schema of the narrative dimension (Fig. 6 (K, bottom)).

ELSEWISE allows the user to upload new batches of playthrough data (DG1) after they make changes to the story specification (Fig. 6 (I)). This will retain narrative dimensions in existing BSVs in the workspace, but update the distribution of narrative states to reflect the new batch of data. To help the user compare distributions/trajectories before and after certain authoring operation, each BSV features a toggle to show or hide the distribution for the previous batch of playthrough data (DG3) (Fig. 7). To help the author get an estimation of possible player actions at an early stage of development where real playthrough data is not available, the user

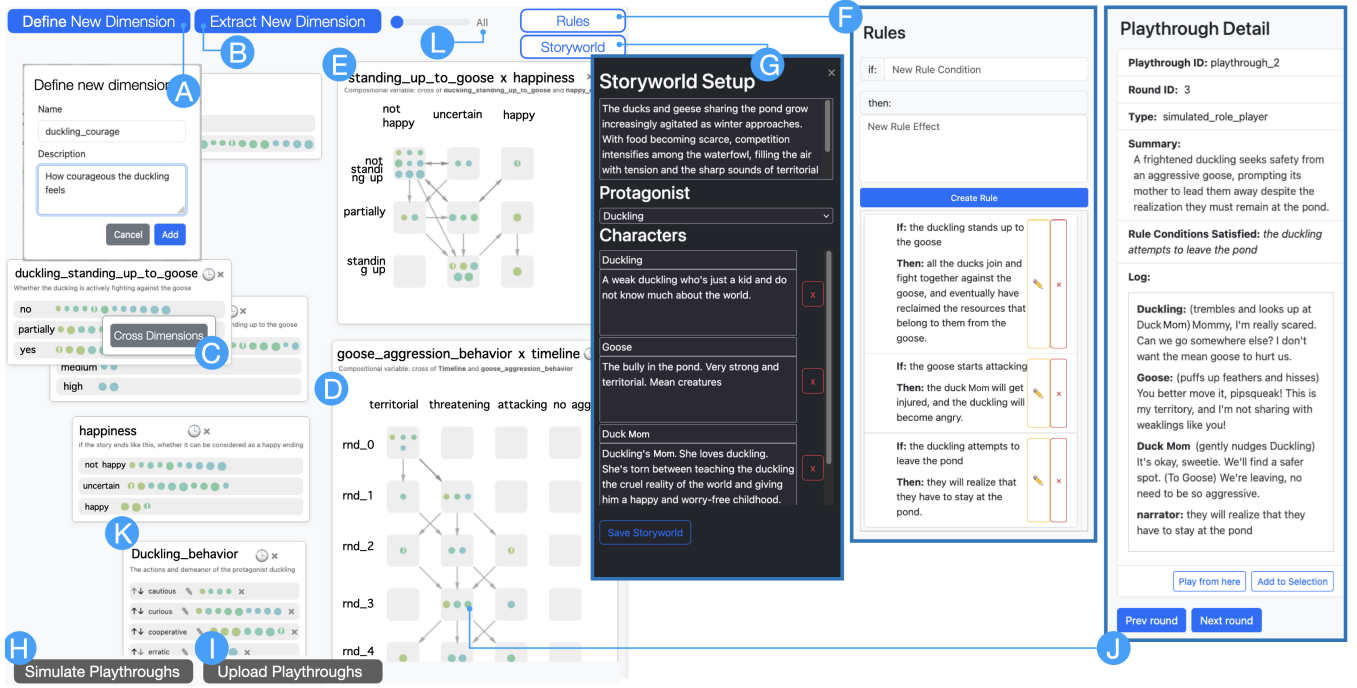


Figure 6: Illustration of the ELSEWISE user interface (font enlarged for readability). Dots represent narrative states in experienced storylines. Dots of the same color are from the same storyline. Exclamation marks on dots representing a triggered rule at the narrative state. (A) Users can create BSVs by defining new narrative dimensions; (B) Users can create BSVs by prompting the system to extract a set number of data-derived narrative dimensions with concept induction on playthrough data; (C) Users can create 2D BSVs by crossing dimensions from existing BSVs; (D) A 1D BSV with timeline; (E) A 2D BSV with row and column each representing a different dimension; (F) Rule editing interface; (G) Storyworld editing interface; (H) Users can prompt the system to generate a set of simulated playthrough; (I) Users can upload playthrough data to the system; (J) When users click on a dot representing a narrative state, a panel shows up to provide details of the narrative state, and allows the user to quickly navigate to the previous and next narrative state on the same storyline; (K) Compact 1d BSV views which simply classifies all the narrative states into each categorical value of the dimension; (L) Timeline control slider.

can prompt ELSEWISE to generate simulated playthroughs (DG1) (Fig. 6 (H)), where player actions are provided by an LLM-based player proxy model which operates based on player archetypes established from previous studies in digital games [72, 74]. Table 5 shows the player profiles we implemented in ELSEWISE.

The ELSEWISE system uses Claude 3.5-sonnet for both dimension extraction (concept induction) and dimension value classification, and is implemented with ReactFlow for front end and Python flask for back end. We follow the pipeline described in [37] for concept induction. For simplicity and reduced latency, the clustering operator is implemented simply by prompting the Claude model to assign texts (summarized narrative states) into groups.

5.3 Example Workflow

In this section, we present an example workflow to demonstrate the features described above. Alice is an interactive narrative writer who specializes in designing educational narrative games for children around 10 years old. Alice wants to create an interactive story based on a fairy tale setting, aiming to teach kids that “small act of courage can change everything.” She opens ELSEWISE and first

Table 5: Profiles of Simulated AI Player Implemented in ELSEWISE

Profile Name	Description
Role-players	prioritize narrative immersion and character development by mimicking the actions their character would take in the gaming world.
Explorers	motivated by curiosity and derive enjoyment from discovering, mapping, and understanding the game world, its systems, and hidden possibilities.
Killer players	motivated by competition and domination, deriving enjoyment from imposing on, defeating, or disrupting other players within the game world.
Clueless players	engage with a game without a clear understanding of its systems, goals, or optimal strategies, often acting through trial-and-error, guesswork, or playful misunderstanding rather than informed decision-making.

types in a world setting and defines a few characters (Fig 6 (G)). In the story, the player plays as the duckling, who lives in a pond dominated by a bullying goose hoarding all the resources. The third

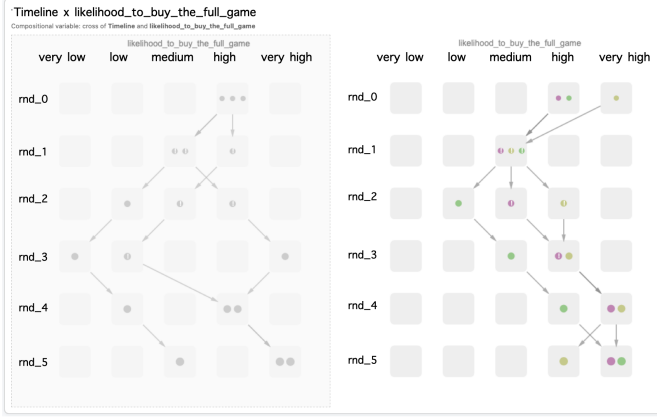


Figure 7: Distribution/trajectory comparison feature

character is the duckling’s mother, who has a protective nature. Alice intends to convey the message by ensuring that player’s courageous behavior leads to a happy ending, so she adds a rule saying “if the duckling stands up to the goose, all the ducks will join and fight together and reclaim the resources that belong to them.” Alice thinks this well communicates the message, so she prompts the system to generate the first batch of simulated playthroughs.

First, Alice notices that the rule she added is rarely triggered in the playthroughs, indicating that the player does not tend to stand up to the goose. She suspects the reason is that the dialogue generated for the duck Mom tends to discourage the duckling from standing up based on the character description. To validate this hypothesis, she creates a narrative dimension called “whether_the_duck_mom_discourages_the_duckling”. The resulting BSV indicates this is the case for almost every narrative state. Alice consequently updates the character description of the duck Mom to make her more encouraging.

Alice also prompts the system to extract three key dimensions that help differentiate the playthroughs from each other. The system returns “duckling_behavior”, “goose_aggression_behavior” and “location”. Although lacking significant plot progression, Alice notices one common pattern across most playthroughs: the goose’s aggression behavior usually evolves from threatening to attacking as the story unfolds. This inspires Alice to add another rule to nudge the player towards more courageous behavior: “if the goose starts attacking, the duck Mom will get injured, and the duckling will become angry, thinking about confronting the goose.”

Being more satisfied with the story, Alice generates a new batch of simulated playthroughs. Alice notices this batch of playthroughs has a significantly better rule triggering rate. To further investigate the effectiveness of communicating the message, Alice creates two BSVs “duckling_courage” and “duckling_happiness”. To understand whether these two dimensions are correlated in a meaningful way, Alice combines the two views into a 2D BSV view. The combined view indicates that almost all narrative states where the duckling is courageous lead to a happy narrative state towards the end, which is intended. However, the duckling could also become

happy when they have not shown any courageous behavior. By looking at the data-derived dimension “location”, Alice realizes that the duckling could escape and find another pond full of resources. To eliminate such undesired storylines, Alice adds a new rule to restrict the story to the pond location “if the duckling attempts to leave the pond, they will realize that they have to stay at the pond.” Alice initiates another playthrough simulation. By comparing the narrative state distribution across all these iterations, Alice can clearly see that the modification on the story specification she made helps her make progress in better communication of the message (Fig. 1, bottom).

6 User Study

We conducted a user study of ELSEWISE with 12 participants. The goal of the study is to 1) validate ELSEWISE assists AI-based IN authors in perception and sensemaking of the narrative possibility space, 2) understand how perception of the narrative possibility space relates to control of the space, and 3) explore how ELSEWISE helps with creative exploration in AI-based IN authoring.

6.1 Participants

We recruited 12 participants (4 females, 7 males and 1 non-binary, between 23 to 37 years old, average 28 years old) by posting on relevant online communities. The participants are from game design, AI/computer science/software engineering and/or art backgrounds. All the participants have experience playing INs, 10 participants have experience playing AI-based INs, and 7 participants have used AI in creating IN experiences. All participants reported at least moderate experience in using generative AI. Each participant was compensated with a \$100 gift card. More detailed demographic information of the participants is in the supplemental material.

6.2 Conditions

We compare ELSEWISE with a baseline system. Our baseline replaces BSV with a playtesting panel where the author can test-play the game at any time during the authoring process; this is intended to resemble the setting of most existing AI-based IN authoring tools [26, 60, 69, 73] (Fig 8). Each participant was asked to perform an authoring task twice, once each with ELSEWISE and the baseline system. The order of the two conditions was counterbalanced across participants, with half starting with ELSEWISE and half starting with the baseline condition, to mitigate potential order effects. Due to the limited time and resources, we could not collect playthrough data from real human players. Consequently, participants only worked with simulated playthrough data when they were using ELSEWISE for the authoring task. Since ELSEWISE requires playthrough data to show any visualization, the ELSEWISE condition will always start with generating 3 simulated playthroughs once the participant has the initial version of storyworld specification. The participants were then asked to iterate on the story specification and prompt the system to generate as many simulated playthroughs as desired. To ensure the study sessions finish on time, we also restrict the length of **each** playthrough simulation to 5 rounds² and the number of

²Note that since the participant can initiate playthrough simulation multiple times, the total rounds of playthrough generated across all simulations will be a multiple of 5.

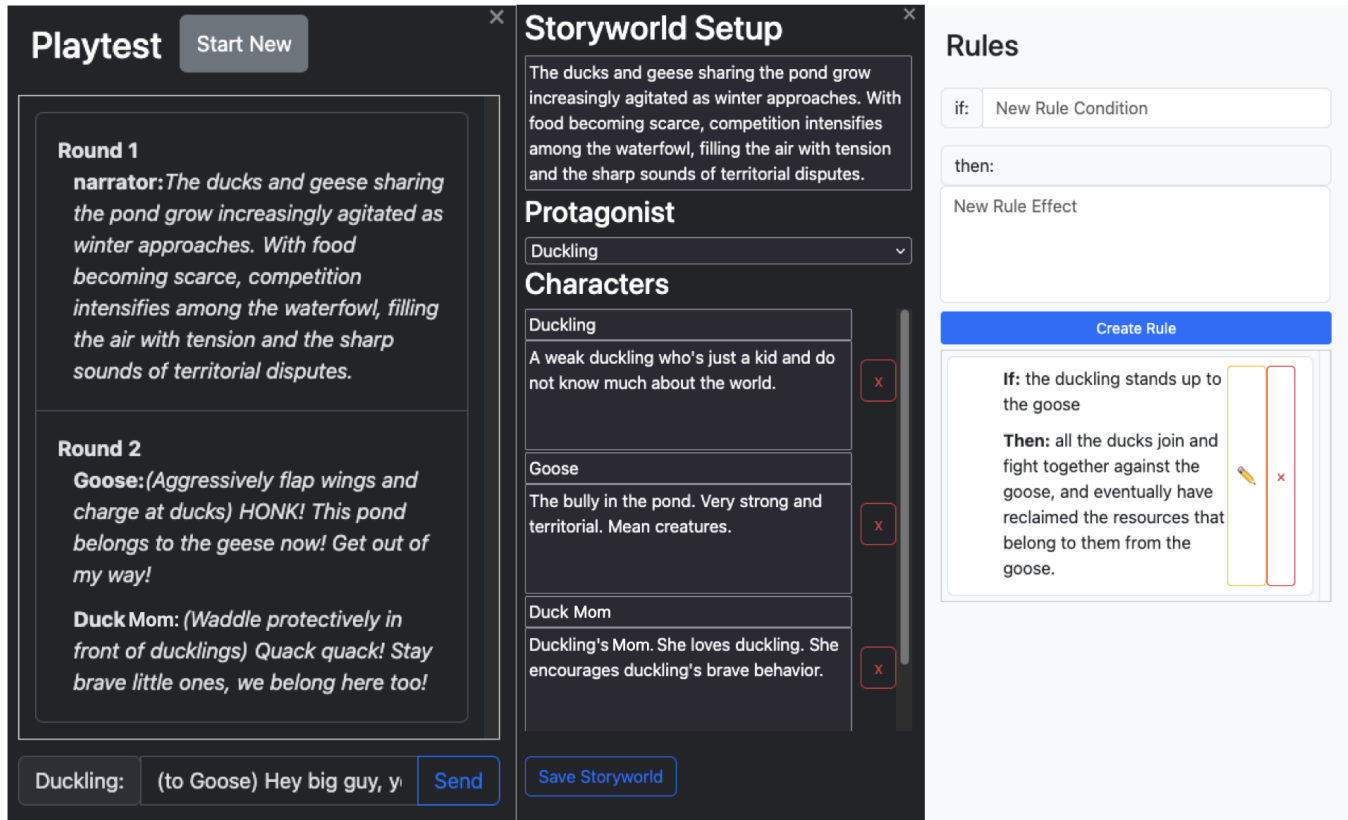


Figure 8: Baseline system

data-derived dimensions to 3. We had to remove the simulated killer player profile for some stories as it often triggers Claude’s safety guard.

6.3 Task

The task is to create an interactive story (defined as in Section 5.2) using the provided authoring systems. To ensure the existence of a certain level of narrative intent, we ask the participants to choose a theme for the story from a list of 10 themes we provided (Table 6). We asked participants to limit the scale of the story to one scene and no more than 4 characters.

Table 6: Story theme candidates provided to the participants

Kindness is never wasted.
Honesty always finds a way to surface.
True friendship means accepting someone’s flaws.
Purpose gives meaning to any path.
Kindness is not always rewarded.
Small acts of courage can change everything.
The journey matters more than the destination.
True friendship means helping someone overcome their flaws.
True courage requires accepting what cannot be changed.
Sometimes protecting others requires withholding truth.

6.4 Procedure

Table 7: Study Procedure

Activity	Duration	Note
Set-up and Pre-study Survey	5 min and offline time	
Authoring Task and Post-authoring Survey	80 min	includes tutorial (5 min), authoring (30 min) and post-authoring survey (5 min) for each of the two conditions
Exit Interview	10 min	

A study session includes the following activities.

6.4.1 Set-up and Pre-study Survey (5 min and offline time). 10 studies were conducted remotely via Google Meet, and two were conducted in person. Before the session, we ask the participants to sign our consent form and choose a theme for the story they will create for **each** of the two conditions offline. At the study session, the participants were first asked to complete a pre-survey about basic demographic information as well as their previous experience with Large Language Models, IN, and AI-based INs. We then introduce the authoring task.

6.4.2 Tutorial and Authoring Task (35 min each condition). During the authoring task for each condition, participants were asked to share their screen and think aloud. The facilitator first introduced them to the authoring interface and ensured their understanding of the key features by asking them to perform a pre-designed, simple task with each feature. The participants were then asked to use the authoring tool freely to create a story with the chosen theme. Participants stop the authoring stage when they feel satisfied with the story, or when they run out of time.

6.4.3 Post-authoring Survey (5 min each condition). Following the completion of the task for each condition, we asked the participant to complete a post-study survey (Fig. 9). The questionnaire includes questions about their self-evaluation of theme alignment, perception, control and player agency in their story (Fig. 9 (a)), as well as questions adapted from NASA-TLX (Fig. 9 (c)) and Creativity Support Index (Fig. 9 (b)). For sessions with ELSEWISE, we asked participants additional questions on the usefulness of individual components of the system (Fig. 9 (d)).

6.4.4 Exit Interview (10 min). The study session ends with a semi-structured interview, where the participants provided open-ended qualitative feedback on both authoring systems they have used and their AI-based IN authoring workflow in general.

The activities described in Section 6.4.2 and 6.4.3 were performed **once** for **each** of the two authoring conditions. One complete study session takes roughly 95 minutes plus offline time used for pre-study survey (Tab. 7).

6.5 Results

We collected answers from the surveys and the semi-structured interviews. We also recorded participants' interaction activity in the interface. To examine the potential differences between the two authoring conditions, we conducted the Wilcoxon signed rank test on the post-study survey results. For the qualitative data collected in the interview, we transcribed audio from the interview and analyzed the results using thematic clustering [8].

We present answers from the post-study survey questionnaire (Fig. 9). Overall, participants responded significantly more positively to ELSEWISE than baseline in anticipation, exploration and expressiveness. Participants also reported that they really enjoy the authoring process. The average rating on mental effort required by the task is slightly higher for ELSEWISE with no significant difference. The negative comments on ELSEWISE mainly focus on the steep learning curve, especially on the complexity of the visualization. On average, participants created 4 rules, 6.33 BSVs and 1.75 2D BSVs with ELSEWISE and 3.42 rules with baseline. For ELSEWISE authoring sessions, participants have gone through 3.6 iterations on average, with "one iteration" defined as modifying the story specifications followed by playthrough simulation. Participant explored on average 54.4 rounds of simulated playthrough with ELSEWISE, and 17.2 rounds of playthrough with baseline. The complete BSV canvas created by each participants can be found in supplemental material.

6.5.1 ELSEWISE assists authors to better perceive the narrative possibility space. Overall, participants reported being more confident in

anticipating what storylines the player may experience with ELSEWISE ($Med : 6$) than baseline ($Med : 3.5$, $p = 0.031$). We identify the following two aspects in which ELSEWISE helps the author to better perceive the narrative possibility space.

Providing a player perspective. 10 out of 12 participants have explicitly mentioned that they appreciated that ELSEWISE incorporates player perspectives in the authoring process. Participants acknowledged that ELSEWISE helps them overcome the *biased author perspective when playtesting* (P4: "When I'm playtesting I'm intentionally triggering the key plot points, which may not be what an actual player would do" and P5: "As the author, I can't erase my memory about the rules I added."). The lack of player perspective is not as big an issue in traditional IN authoring because possible player actions are pre-defined and are finite. In AI-based IN, *the seemingly infinite player action space makes authoring feel overwhelming* (P7: "There seems to be infinite possibilities. I'm kinda not sure how to proceed to write rules. I want to at least know what the characters can do.") and make the resulting story hard to debug (P4: "This types of games (AI-based INs) gives too much agency to players. Even traditional INs where players can only select from a limited set of options is hard to debug."). Although participants are aware of the fact that the simulated player behaviors are inaccurate, they still appreciate the fact that different player profiles provide *different player behavior pattern to diversify experienced narrative* (P5: "It gives me the means to see how a story prompt may play out across a number of different player types."), which helps with finding edge cases (P7: "it's useful in finding edge-cases in story writing") and simply exploring different possible storylines (P12: "it's like exploring different universe"). P4 directly noted "AI players may be inaccurate in representing real players, but they help in the sense that they enumerate all the possible player behaviors". P8 suggested to allow user-defined player profiles. Admittedly, we noticed some participant eventually becomes overfitting to one particular simulated player profile, trying to craft rules only to tame the killer player (P5).

Better sensemaking of complex storyline collections with BSV. Participants expressed challenges in making sense of playthrough data during authoring with our baseline tool (P5: "I don't have a sense of where things change and where is plot progression") As can be seen from Fig. 9 (d), playthrough visualization received highest median and average rating on usefulness among all the ELSEWISE components. 6 out of 12 participants explicitly expressed their strong appreciation of the visualization (e.g., P8: "I'd give it 9 point (Likert score) if I had the option"). Specifically, participants find ELSEWISE useful in the following aspects:

- *Getting an overview of how plot progresses in different aspects* (P5: "it gives you a thematic overview, especially give you a sense of how the story progresses and like what the players may potentially feel from all of it"),

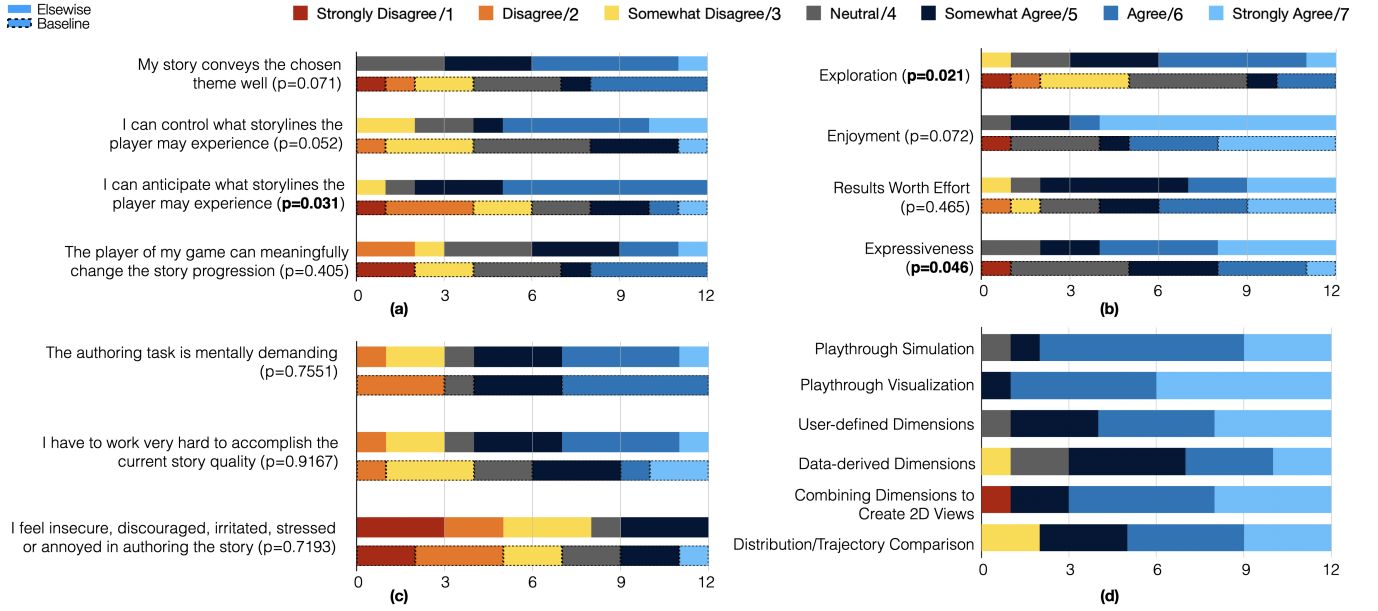


Figure 9: Post-study questionnaire results. (a) evaluation on theme alignment, control, anticipation and player agency comparing ELSEWISE with the baseline; (b) Creativity Support Index related questions comparing ELSEWISE with the baseline; (c) NASA-TLX related questions comparing ELSEWISE with the baseline; (d) Evaluation of usefulness of each ELSEWISE component (1-extremely useless, 7-extremely useful)

- *Getting a systematic summary of all the narrative possibilities* with respect to various dimensions (P4: “It feels like a heatmap for plot possibilities. It’s quite interesting.”). P7 noted that combining dimensions “helps to investigate the narrative in a nuanced way”,
- *Connecting narrative intents to concrete plot* by creating semantic dimensions. P6 noted “this tool helps me to convert the abstract theme I want to express to something more concrete” and P7 expressed that “defining the semantic dimensions and see how different playthroughs reside in them allows me to see how alternative versions of the story adapt to same concepts differently.” (P7).

The majority of negative comments from the participants are on the visual complexity of 2D BSVs. P6 and P8 explicitly mentioned their difficulty in interpreting 2D BSVs. Additionally, P4 also pointed out the potential mismatch between the author and the LLM model in understanding and interpreting the meaning of the dimensions.

6.5.2 How perception of the narrative possibility space helps with controlling the space. Although ELSEWISE is not designed to come with a different control scheme for the author to shape the narrative possibility space, participants seem to feel more in control with ELSEWISE ($Med : 6$) than baseline ($Med : 4$, $p = 0.052$). We identify the following explanations regarding why participants thought that ELSEWISE provides better control.

Better perception gives more confidence in control. Many participants have pointed out that control is challenging, as they could not easily perceive the impact of their changes in the prompt (P2,

P3, P4, P5, P6, P7, P8). In our context, as P5 noted, “it’s hard to distinguish what rules will guide the player towards a desired outcome, though I think that’s the case for all AI authoring in general”. Participants appreciate the “really tightly coupled data visualization, simulation and rule/story authoring” (P4), which enables rapid trial-and-error loops of “defining where you are guiding the player to and seeing where it actually goes.” (P5) P7 reported that comparing distribution across two iterations “helps me to examine nuanced difference across different versions led by small prompt changes”. Participants mentioned that ELSEWISE enabled quick iterations, which “makes me more motivated with quick feedback/positive signal” (P6, P10). In the end, P6 explicitly noted, “I’m more confident in my control after seeing so many playthroughs. Even though I know it won’t always unfold like how I expect, I think it’s ok. A lot of unexpected situation are just outliers and they don’t affect my confidence in control.” To the contrary, when participants were working with the baseline, though with same control mechanism, participants often stop early with the authoring process because they don’t have a clear sense of the effect of their authoring effort (P6: “I don’t know how to meaningfully proceed”, and P11: “I’m not sure when it can be considered as ‘done’”).

Externalization of intermediate control objects. The visualized bundled branching storylines provide intermediate objects for the author to tangibly control. Instead of creating with the abstract notion of the space of possible experienced storylines, they can target intuitively at shaping the distribution of narrative states in the

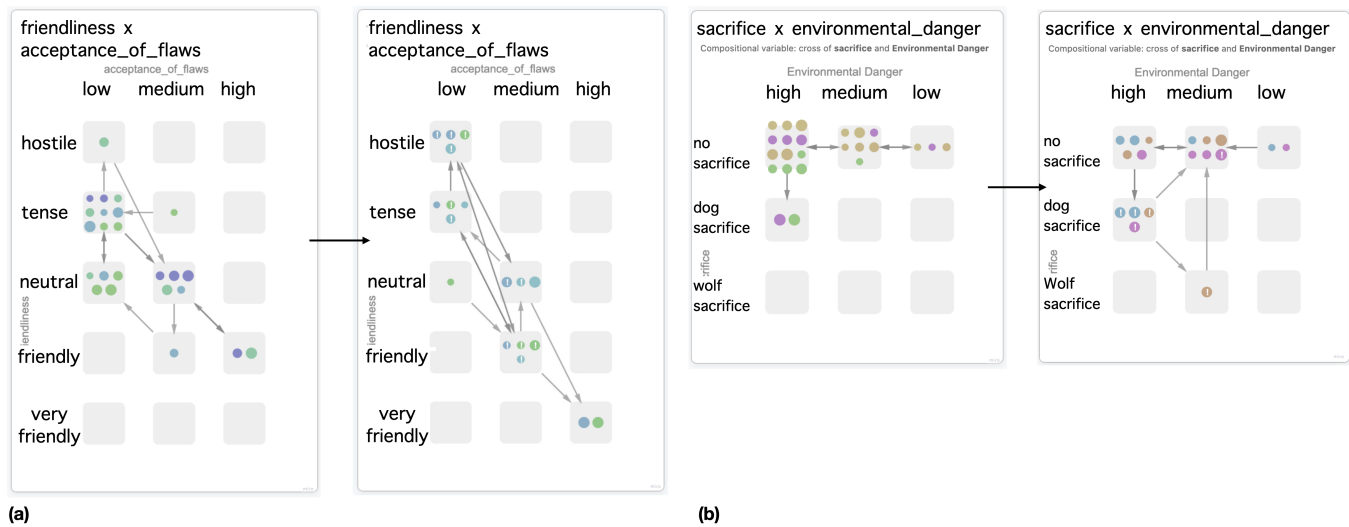


Figure 10: Examples of narrative state distribution before and after rule authoring. (a) P4 attempted to strengthen the positive correlation between friendliness and acceptance of flaws to communicate “True friendship means accepting someone’s flaws”; (b) P7 tried to nudge the characters towards sacrificing for the team in dangerous situations to convey the theme “Purpose gives meaning to any path”

dimensions representing “potential variables/perspectives” (P6) they should care about. For example, when looking at a BSV with the dimension “genre”, P4 started to imagine “first comedic, then dramatic, and then conflict. Kinda like designing a desired process”. P8 noted that in their daily practice of directing interactive theater shows, they often design such trajectories (e.g., emotional arc, character development) implicitly in their mind. Externalizing such trajectories “communicate them well externally”. The ability to visualize narrative state distribution under any arbitrary semantic dimensions led some participants to attempt to control very intangible aspects of the story. For example, P10 created a dimension called “likelihood_of_buying_the_game”, combined it with the timeline dimension, and attempted to guide most storylines towards the “very_likely” value at a later stage. Figure 10 shows examples of improved distribution on dimensions related to participants’ narrative intents.

Data-grounded level of abstraction in prompting language. We notice that when participants view the distribution of narrative states as what they are trying to control, some of them started to use more abstract language in writing the rules, aiming at a broader impact on the narrative space. For example, P1 first wrote a rule “if the cat helps the mouse, then they become friends”, then realized that what they really meant was “if two characters help each other, then they become friends.” P4 also explicitly asked “can I be vague in writing the rules?” Extreme examples include P5 writing the rule “if the story strays from the theme, it will guide the characters back to more relevant plotlines”. When the values of narrative dimensions are data-derived from concept induction, they could potentially help the participants write prompts providing the right expressions for enumerating possibilities in the specific dimension, based on the

playthrough data. Although not very common, we noticed participants following the expressions from generated dimension values in writing rule conditions (P1, P4).

6.5.3 How does ELSEWISE help with creative exploration in AI-based IN authoring. Although not designed as an ideation tool, participants reported that it’s easier to explore ideas with ELSEWISE (*Med* : 5.5) than baseline (*Med* : 4, $p = 0.021$), and they feel more expressive and creative using ELSEWISE (*Med* : 6) than baseline (*Med* : 5, $p = 0.046$). We provide relevant qualitative findings below.

More efficient exploration of (experienced) storylines. Seeing concrete instances of experienced storylines could inspire the author with ideas on designing key plot points, steering the plot direction, or nudging the player. For example, P5 was intentionally generating many simulated playthroughs to get ideas on how to convey the theme. P6 had ideas on key plot points initially, but “forgot what I had in mind when I look at the simulated playthrough” and decided to go with different strategy. P8 was impressed by some “unexpectedly interesting plot” generated in one of the simulated playthroughs. Note that being inspired by concrete storylines also happened for our baseline. However, this happened way less frequently for baseline, due to inefficiency in exploration, as evidenced by the fact that each participant has seen 54.4 rounds of simulated playthrough on average using ELSEWISE, in contrast to only 17.2 rounds of playthrough on average for baseline. 9 out of 12 participants explicitly mentioned that they prefer ELSEWISE in terms of exploring possible storylines. One interesting exception is P10, who prefers baseline in terms of exploration because “it (baseline) promotes more active and fine-grained thinking because I’m experiencing the story myself.” and “I have more control in debugging my rules (because I can actively trigger them as the player)”.

More efficient exploration of relevant dimensions. The data-derived dimensions sometimes strike the author with interesting aspects they have neglected. For example, P4 noted “The extracted dimensions feel quite interesting...maybe I should have different branches of the plot line to be in different genre?”. Displaying all the value combinations in each BSV provides a systematic way to present all the possibilities in relevant dimensions, which naturally prompts the author to think about uncovered value combinations (P5: “It’s interesting that someone could be courageous but having low acceptance of the situation”). P4 also remarked, “although there is no playthrough data in the bucket of hostile x high (acceptance), it makes me think what would happen if this is the case...we accept each other’s flaw but don’t need to keep being friend..? There could be a branching storyline there. It’s very clear what are all the possibilities”.

Exploration is fun and engaging with ELSEWISE. We noticed that participants were simply more motivated to explore the space because it’s fun and engaging with ELSEWISE (likely due to the quick and intuitive feedback and the ability to probe arbitrary aspect of the story). P6 said “(this tool) makes me curious and excited about the progression of the story”. P8 also noted “the data visualization makes the exploration fun”. When asked for other potential use cases of the tool, P10 put “for fun” as one of the use case. P4 asked to use the ELSEWISE to analyze the story they created with baseline after the formal study session just out of curiosity. The median score for enjoyment question in our questionnaire (Fig. 9) on a Likert scale turned out to be 7 for ELSEWISE.

7 Discussion

Our findings suggest that authoring AI-based Interactive Narratives presents unique challenges compared to authoring conventional INs, particularly regarding perception, control, and exploration within the narrative possibility space. While the Bundled Storyline concept and system ELSEWISE represent an initial approach to addressing those challenges, it is valuable to continue the exploration of new tools and paradigms to assist authoring AI-based INs. This section discusses implications from our findings, as well as limitations and possible future directions.

7.1 The challenge of shaping an unknown possibility space

Interactive narrative authoring presents inherent challenges, as the final narrative experience remains incomplete until audience interaction occurs—yet the audience is typically absent during the authoring process. Authors must therefore work under assumptions about potential audience behaviors. While AI-based interactive narratives offer exciting possibilities for new media forms, the blackbox nature of current AI methods introduces additional uncertainty into the co-creation formula. In our study, both ELSEWISE and baseline received relatively high rating on required mental effort in completing the authoring task (Fig. 9 (c)), as P4 mentioned (“the mindset required for authoring this kind of IN (AI-based INs) is very different from authoring traditional INs. I’m

still adapting to this mindset.”) The difficulty stems partly from the fundamental nature of the authoring task itself.

Conventional narrative design involves *additively* creating content to expand the possibility space. In contrast, AI-based interactive narrative design requires authors to *subtractively* eliminate undesired content from an initially boundless possibility space. (P4: “I start to think about restricting the possibilities”). This requires the author to first have some idea of “what is already there” to even start authoring. P7 explained their thought process when authoring with the baseline “because I don’t know the specific possibilities, I need to be very comprehensive, I basically first created an action schema in my head for the characters and enumerate one by one all the possible combinations”. This “action schema” functions as a self-imposed protocol, enabling authors to measure their progress while establishing boundaries of “authorial ownership” between their authored territory and the “wilds” governed entirely by the LLM and player interactions.

Future AI-based IN authoring tools could help addressing the challenges in the following ways:

- **Presenting the narrative possibility space in a perceivable and navigable way.** The concept of bundled storylines is one way to help the author organize the possibilities in the space and imagine the space in a structured manner. However, we also envision other ways of helping the authors understand “what’s already there” before they can effectively subtract or constrain the possibility space. For example, an authoring tool could answer queries probing certain aspects of the possibility space by simulating how the story could unfold (e.g., “show me 10 different ways the character conversation would escalate into conflict”).
- **Assisting the author in effectively shaping the narrative possibility space.** Our system design does not provide authors with a direct means of controlling the narrative possibility space. When the author sees player-experienced storylines falling into undesired regions of the narrative space, an authoring tool could also help authors herd future similar storylines out of the region or toward a more desired region by generatively suggesting possible ways to revise the author specification.
- **Providing structure and framework for establishing authorial boundaries.** Instead of completely open-ended prompts, the authoring tool could provide more structured templates to help the author specify their mental model of the narrative experience. An authoring tool could also visually distinguish between “authored” and “AI-generated” territory in presenting the narrative possibility space to help the author track the boundary and progress.
- **Guiding authors into new mindsets and reducing cognitive load.** Rather than presenting the authors with a blank canvas, a tool could help structure the authoring process in different phases, for example establishing storyworld settings, exploring possibilities, designing main story events, progressive constraint building and debugging, etc. The tool could automatically detect less “constrained”

spaces and generate questions to guide the author in specifying their desired narrative. The workflow could be structured in way where authors gradually increase narrative complexity while validating their constraints at each stage, rather than forcing them to define everything upfront.

7.2 Playfulness in mixed-initiative design

The reported high enjoyment rating (Fig. 9 (b)) and quotes from participants indicates a perceived *playful* [38] experience when authoring with ELSEWISE. As a mixed-initiative design process, the playfulness helps sustain the author's motivation when they do not have a full sense of ownership on the final artefact.

The following aspects of our system design shaped the playful experience and can be further explored by future authoring tools for AI-based INs:

- **Challenge from partial control** Some participants found the process engaging because of the reduced control (P10: “this is fun because you are passively shaping the space rather than having complete control – it’s like a car racing game – you have some level of control of the car, but still restricted by the terrain and other physical factors.”). This is aligned with existing findings indicating a balanced level of control results in better engagement such as flow theory [16].
- **Quick feedback loop** As mentioned in Sec. 6.5.2, participants are motivated for more design iterations by the quick feedback with simulated playthroughs, and they reported to look forward to seeing how LLM game master and the simulated players respond to their authoring effort. The immediate response gives a strong sense of agency in the authoring process.
- **Exploration** As mentioned in Sec. 6.5.3, exploring the narrative possibility space to uncover unexpected storylines inspires the authors, and the uncovered value combinations of narrative dimensions trigger intrinsic curiosity about what-if scenarios.

7.3 Player agency in LLM-based interactive narratives

A primary advantage of LLM-based interactive narratives is their capacity to provide virtually unlimited player agency. Interestingly, when we ask our participants to evaluate the player agency offered by their created interactive stories (Fig. 9 (a)), their assessments were more moderate than theoretical expectations might suggest (Med: 4, across both authoring conditions). Despite the system's free-form input capabilities and dynamic response generation, participants remained cautious in attributing high levels of genuine player agency to their narratives. P4 directly pointed out “the freedom a chatbot gives to a player doesn't necessarily equal to player's freedom in the game. In a lot of those games, player can play endlessly, but there is no plot progression.”

When asked about reasons behind their ratings, P7, P8, and P10 also acknowledged that their ratings are relative to the intended

storylines they have authored. P10 articulated that when considering this question, they mentally constructed a branching storyline structure based on their authored rules and then evaluated how much freedom this structure offered players. P2 responded with a very low score on player agency (2), saying that “my story is completely linear”. Their story contains one key plot event that is almost guaranteed to happen regardless of player actions. They appeared to view the occurrence of this key plot event as the only meaningful direction for plot progression.

These findings align with existing discussions on the distinction between technical affordances and genuine player agency—the recognition that permitting actions within a system does not necessarily confer meaningful agency if those actions lack support from the underlying computational model ([71]). In conventional interactive narratives, authors usually possess comprehensive understanding of the computational model, enabling them to deliberately shape player agency within their designs. AI-based interactive narratives present a fundamentally different situation: the opaque nature of the underlying computational model obscures this comprehension not only from players, but also authors. Consequently, authors cannot fully determine what constitutes “meaningfully supported” actions, and their conceptual models of agency may diverge significantly from player experience—particularly because emergent interactions between players and the system now constitute a substantial source of perceived meaningfulness. This divergence raises important questions regarding potential disparities in how authors and players conceptualize agency in AI-based interactive narratives and suggests the need for authoring tools that foreground player perspectives on agency affordances and reconcile both parties' conceptual models of meaningfulness within the game.

7.4 Towards design support for general AI agents

While this paper discusses the concept of bundled storylines within a digital game context, the framework is theoretically applicable to any interactive medium employing just-in-time response generation. Designers of such systems face the challenge of perceiving, controlling and exploring the possibility space of user experience in interacting with the system. This encompasses AI agents customized for audience interaction and information exchange. In this work, the AI agent functions as a game master, instantiating the game author's narrative vision in response to specific player actions. More broadly, such agents might serve as virtual customer assistants, virtual therapists, or even generative user interfaces.

Although it is conceptually possible to integrate a bundled storylines based possibility space visualizer to a general AI agent builder such as [47, 48], several challenges emerge: identifying and leveraging meaningful semantic dimensions, designing effective visualization approaches, and adapting control affordances to specific application domains. Task-driven applications present particular difficulties, including representing functional behavior as semantic dimensions, integrating explicit system states with semantic representations, distinguishing between violations of hard constraints and deviations from soft constraints, and accurately simulating user behaviors using real-world data. We hope our initial investigation in

the context of digital games paves the way for exploration of design support for general AI agents via possibility space visualization.

8 Limitation

We summarize the major limitations of our work as follows:

Player Experience. Due to the limitations in time and resources, this work has primarily focused on the author’s experience. The involvement of the player has been restricted to LLM simulated players. It would be valuable to collect actual human players’ playthrough data and feedback to gain more accurate insights on various aspects such as effectiveness in communicating narrative intents and player perceived in-game agency.

Study Design. To ensure each study session finishes in time, we had to restrict the scale of the stories and the amount of playthrough data to be much smaller than in most real-world use cases. A longitudinal study that investigates how authors would use the system in more realistic projects can be future work. Most of our study participants have experience in authoring INs. Evaluating the system with more diverse groups of participants, especially people with limited AI and IN experience, would help us better understand the usability and generalizability of our system.

Interface Design. Our interface design could be further improved, especially to reduce the visual complexity of the 2D BSVs. Additional functionalities could also greatly improve the usability of the system, such as allowing user-defined player profiles and customizable granularity of dimensions and their value when extracting from playthrough data. Extending our framework to non-categorical dimension values would also be an interesting and meaningful future work.

Technical Method. Since the focus of this work lies in novel interface design, we implemented a simplified version of concept induction [37] for dimension extraction. We did not provide any technical evaluation of our implementation, nor did we explore different strategies for dimension extraction, such as different clustering strategies to examine how the granularity of extracted concepts affect author’s workflow and their created story specifications.

9 Conclusion

We introduced the novel concept of Bundled Storylines to facilitate comprehensive perception and sensemaking of experienced storylines for AI-based interactive narratives. We implemented the Bundled Storyline framework in the authoring tool ELSEWISE, allowing IN authors to intuitively shape the narrative possibility space defined by user-configurable dimensions. Our user study validated the effectiveness of our approach in helping authors to anticipate possible player-experienced storylines, thereby aiding them in controlling and exploring the narrative possibility space. We believe our work advances AI-bridged IN authoring workflows towards better control and balance between authorial intent and player agency.

References

- [1] Alberto Alvarez, Jose Font, and Julian Togelius. 2022. Toward designer modeling through design style clustering. *IEEE Transactions on Games* 14, 4 (2022), 676–686.
- [2] Ruth Aylett. 1999. Narrative in virtual environments-towards emergent narrative. In *Proceedings of the AAAI fall symposium on narrative intelligence*. USA, 83–86.
- [3] Ruth Aylett. 2000. Emergent narrative, social immersion and storification. In *Proceedings of the 1st International Workshop on Narrative and Interactive Learning Environments*. 35–44.
- [4] Benjamin Bach, Pierre Dragicevic, Daniel Archambault, Christophe Hurter, and Sheelagh Carpendale. 2014. A review of temporal data visualizations based on space-time cube operations. In *Eurographics conference on visualization*.
- [5] Byung-Chull Bae and R Michael Young. 2013. A computational model of narrative generation for surprise arousal. *IEEE Transactions on Computational Intelligence and AI in Games* 6, 2 (2013), 131–143.
- [6] Mieke Bal. 2009. *Narratology: Introduction to the theory of narrative*. University of Toronto Press.
- [7] Nina Beguš. 2024. Experimental narratives: A comparison of human crowd-sourced storytelling and AI storytelling. *Humanities and Social Sciences Communications* 11, 1 (2024), 1–22.
- [8] Ann Blandford, Dominic Furniss, and Stephann Makri. 2016. *Qualitative HCI research: Going behind the scenes*. Morgan & Claypool Publishers.
- [9] Tuhin Chakrabarty, Philippe Laban, Divyansh Agarwal, Smaranda Muresan, and Chien-Sheng Wu. 2024. Art or artifice? large language models and the false promise of creativity. In *Proceedings of the 2024 CHI Conference on Human Factors in Computing Systems*. 1–34.
- [10] Qing Chen, Shixiong Cao, Jiazhe Wang, and Nan Cao. 2023. How does automation shape the process of narrative visualization: A survey of tools. *IEEE Transactions on Visualization and Computer Graphics* 30, 8 (2023), 4429–4448.
- [11] Sherol Chen, Mark Nelson, and Michael Mateas. 2009. Evaluating the authorial leverage of drama management. In *Proceedings of the AAAI conference on artificial intelligence and interactive digital entertainment*, Vol. 5. 136–141.
- [12] John Joon Young Chung, Woosok Kim, Kang Min Yoo, Hwaran Lee, Eytan Adar, and Minsuk Chang. 2022. TaleBrush: Sketching stories with generative pretrained language models. In *Proceedings of the 2022 CHI Conference on Human Factors in Computing Systems*.
- [13] John Joon Young Chung and Max Kreminski. 2024. Patchview: LLM-Powered Worldbuilding with Generative Dust and Magnet Visualization. In *Proceedings of the 37th Annual ACM Symposium on User Interface Software and Technology*.
- [14] Neil Cohn. 2013. Visual narrative structure. *Cognitive science* 37, 3 (2013), 413–452.
- [15] Michael Cook, Jeremy Gow, Gillian Smith, and Simon Colton. 2021. Danesh: Interactive tools for understanding procedural content generators. *IEEE Transactions on Games* 14, 3 (2021), 329–338.
- [16] Mihaly Csikszentmihalyi. 1990. *Flow: The psychology of optimal experience*. New York: Harper & Row.
- [17] Jacob Garbe, Max Kreminski, Ben Samuel, Noah Wardrip-Fruin, and Michael Mateas. 2019. StoryAssembler: an engine for generating dynamic choice-driven narratives. In *Proceedings of the 14th International Conference on the Foundations of Digital Games*.
- [18] Jacob Garbe, Aaron A Reed, Melanie Dickinson, Noah Wardrip-Fruin, and Michael Mateas. 2014. Author assistance visualizations for Ice-Bound, a combinatorial narrative. In *Foundations of Digital Games*.
- [19] Daniel Green, Charlie Hargood, and Fred Charles. 2018. Define “authoring tool”: a survey of interactive narrative authoring tools. In *Authoring for Interactive Storytelling*.
- [20] Daniel Green, Charlie Hargood, and Fred Charles. 2021. Use of tools: UX principles for interactive narrative authoring tools. *Journal on Computing and Cultural Heritage (JOCCH)* 14, 3 (2021).
- [21] Melanie C Green and Keenan M Jenkins. 2014. Interactive narratives: Processes and outcomes in user-directed stories. *Journal of Communication* 64, 3 (2014), 479–500.
- [22] Jason Grinblat. 2017. Emergent narratives and story volumes. In *Procedural Generation in Game Design*. AK Peters/CRC Press, 199–207.
- [23] Jason Grinblat, Cat Manning, and Max Kreminski. 2021. Emergent narrative and reparative play. In *International Conference on Interactive Digital Storytelling*. Springer, 208–216.
- [24] Charlie Hargood, David E Millard, Alex Mitchell, and Ulrike Spierling. 2023. The authoring problem: An introduction. In *The Authoring Problem: Challenges in Supporting Authoring for Interactive Digital Narratives*. Springer, 1–13.
- [25] Minh Hua and Rita Raley. 2020. Playing With Unicorns: AI Dungeon and Citizen NLP. *DHQ: Digital Humanities Quarterly* 14, 4 (2020).
- [26] Inworld. 2023. Inworld Origins. https://store.steampowered.com/app/2199920/Inworld_Origins/
- [27] Joey Donald Jones. 2023. Authorial burden. In *The Authoring Problem: Challenges in Supporting Authoring for Interactive Digital Narratives*. Springer, 47–63.
- [28] Joey Donald Jones and David Millard. 2024. Experiencing The Authorial Burden. In *Proceedings of the 35th ACM Conference on Hypertext and Social Media (Poznan, Poland) (HT ’24)*. Association for Computing Machinery, New York, NY, USA, 78–87. doi:10.1145/3648188.3675134
- [29] Nam Wook Kim, Benjamin Bach, Hyejin Im, Sasha Schriber, Markus Gross, and Hanspeter Pfister. 2017. Visualizing nonlinear narratives with story curves. *IEEE*

- Transactions on Visualization and Computer Graphics* 24, 1 (2017), 595–604.
- [30] Taewook Kim, Hyomin Han, Eytan Adar, Matthew Kay, and John Joon Young Chung. 2024. Authors' Values and Attitudes Towards AI-bridged Scalable Personalization of Creative Language Arts. In *Proceedings of the CHI Conference on Human Factors in Computing Systems*.
 - [31] Chris Klimas. 2009. Twine. <https://twinery.org>. Accessed: 2025-09-10.
 - [32] Max Kreminski, Isaac Karth, Michael Mateas, and Noah Wardrip-Fruin. 2022. Evaluating Mixed-Initiative Creative Interfaces via Expressive Range Coverage Analysis. In *IUI Workshops*. 34–45.
 - [33] Max Kreminski and Chris Martens. 2022. Unmet creativity support needs in computationally supported creative writing. In *Proceedings of the First Workshop on Intelligent and Interactive Writing Assistants (In2Writing 2022)*. 74–82.
 - [34] Max Kreminski and Michael Mateas. 2021. A coauthorship-centric history of interactive emergent narrative. In *International conference on interactive digital storytelling*. Springer, 222–235.
 - [35] Max Kreminski and Noah Wardrip-Fruin. 2018. Sketching a map of the storylets design space. In *Interactive Storytelling: 11th International Conference on Interactive Digital Storytelling, ICIDS 2018, Dublin, Ireland, December 5–8, 2018, Proceedings 11*. Springer, 160–164.
 - [36] Ben Anderson Kybartas, Clark Verbrugge, and Jonathan Lessard. 2020. Tension space analysis for emergent narrative. *IEEE Transactions on Games* 13, 2 (2020), 146–159.
 - [37] Michelle S Lam, Janice Teoh, James A Landay, Jeffrey Heer, and Michael S Bernstein. 2024. Concept induction: Analyzing unstructured text with high-level concepts using Iloom. In *Proceedings of the 2024 CHI Conference on Human Factors in Computing Systems*. 1–28.
 - [38] Antonios Liapis, Christian Guckelsberger, Jichen Zhu, Casper Hartevel, Simone Kriglstein, Alena Denisova, Jeremy Gow, and Mike Preuss. 2023. Designing for playfulness in human-ai authoring tools. In *Proceedings of the 18th international conference on the foundations of digital games*. 1–4.
 - [39] Antonios Liapis, Georgios N Yannakakis, Mark J Nelson, Mike Preuss, and Rafael Bidarra. 2018. Orchestrating game generation. *IEEE Transactions on Games* 11, 1 (2018), 48–68.
 - [40] Ryan Louie, Jesse Engel, and Cheng-Zhi Anna Huang. 2022. Expressive Communication: Evaluating Developments in Generative Models and Steering Interfaces for Music Creation. In *27th International Conference on Intelligent User Interfaces*. 405–417.
 - [41] Zhuoran Lu, Qian Zhou, and Yi Wang. 2025. WhatELSE: Shaping Narrative Spaces at Configurable Level of Abstraction for AI-bridged Interactive Storytelling. In *the CHI Conference on Human Factors in Computing Systems*.
 - [42] Stacey Mason. 2021. *Responsiveness in narrative systems*. Ph.D. Dissertation. University of California, Santa Cruz.
 - [43] Damien Masson, Zixin Zhao, and Fanny Chevalier. 2025. Visual Story-Writing: Writing by Manipulating Visual Representations of Stories. In *Proceedings of the 38th Annual ACM Symposium on User Interface Software and Technology*.
 - [44] Michael Mateas and Andrew Stern. 2003. Façade: An experiment in building a fully-realized interactive drama. In *Game Developers Conference*, Vol. 2.
 - [45] Aditi Mishra, Frederik Brudy, Qian Zhou, George Fitzmaurice, and Fraser Anderson. 2025. WhatIF: Branched Narrative Fiction Visualization for Authoring Emergent Narratives using Large Language Models. In *Proceedings of the 2025 Conference on Creativity and Cognition*. 590–605.
 - [46] Janet Horowitz Murray. 1997. *Hamlet on the Holodeck: The Future of Narrative in Cyberspace*. MIT Press.
 - [47] n8n. [n. d.]. *n8n*. <https://github.com/n8n-io/n8n>
 - [48] OpenAI. [n. d.]. *Agent Builder*. <https://platform.openai.com/agent-builder>
 - [49] Jasmine Otto, Autumn Chen, and Adam M Smith. 2023. Dendroscope: narrative designer support via symbolic analysis. In *Proceedings of the AAAI Conference on Artificial Intelligence and Interactive Digital Entertainment*, Vol. 19. 315–325.
 - [50] Nathan Partlan, Elin Carstensdottir, Sam Snodgrass, Erica Kleinman, Gillian Smith, Casper Hartevel, and Magy Seif El-Nasr. 2018. Exploratory automated analysis of structural features of interactive narrative. In *Proceedings of the AAAI Conference on Artificial Intelligence and Interactive Digital Entertainment*, Vol. 14. 88–94.
 - [51] Mark Owen Riedl and Vadim Bulitko. 2013. Interactive narrative: An intelligent systems approach. *AI Magazine* 34, 1 (2013), 67–67.
 - [52] Mark O Riedl and Robert Michael Young. 2010. Narrative planning: Balancing plot and character. *Journal of Artificial Intelligence Research* 39 (2010), 217–268.
 - [53] David L Roberts and Charles L Isbell. 2008. A survey and qualitative analysis of recent advances in drama management. *International Transactions on Systems Science and Applications, Special Issue on Agent Based Systems for Human Learning* 4, 2 (2008), 61–75.
 - [54] James Owen Ryan, Michael Mateas, and Noah Wardrip-Fruin. 2015. Open design challenges for interactive emergent narrative. In *International Conference on Interactive Digital Storytelling*. Springer, 14–26.
 - [55] Emily Short. 2019. Narrative States. <https://emshort.blog/2019/11/23/narrative-states/>. Accessed: 2025-09-09.
 - [56] Gillian Smith and Jim Whitehead. 2010. Analyzing the expressive range of a level generator. In *Proceedings of the 2010 workshop on procedural content generation in games*.
 - [57] Sangho Suh, Meng Chen, Bryan Min, Toby Jia-Jun Li, and Haijun Xia. 2024. Luminate: Structured Generation and Exploration of Design Space with Large Language Models for Human-AI Co-Creation. In *Proceedings of the CHI Conference on Human Factors in Computing Systems*.
 - [58] Adam Summerville. 2018. Expanding expressive range: Evaluation methodologies for procedural content generation. In *Proceedings of the AAAI Conference on Artificial Intelligence and Interactive Digital Entertainment*, Vol. 14. 116–122.
 - [59] Yuqian Sun, Zhouyi Li, Ke Fang, Chang Hee Lee, and Ali Asadipour. 2023. Language as reality: a co-creative storytelling game experience in 1001 Nights using generative AI. In *Proceedings of the AAAI Conference on Artificial Intelligence and Interactive Digital Entertainment*, Vol. 19. 425–434.
 - [60] Yuqian Sun, Phoebe J Wang, John Joon Young Chung, Melissa Roemmele, Taewook Kim, and Max Kreminski. 2025. Drama Llama: An LLM-Powered Storylets Framework for Authorable Responsiveness in Interactive Narrative. *arXiv preprint arXiv:2501.09099* (2025).
 - [61] Reid Swanson and Andrew S Gordon. 2012. Say Anything: Using textual case-based reasoning to enable open-domain interactive storytelling. *ACM Transactions on Interactive Intelligent Systems (TiiS)* 2, 3 (2012).
 - [62] Leonard Talmy. 2012. Narrative structure in a cognitive framework. In *Deixis in Narrative*. Psychology Press, 421–460.
 - [63] Wizards RPG Team et al. 2014. *Player's Handbook (Dungeons & Dragons). Wizards of the Coast* (2014).
 - [64] David Thue. 2023. Working with intelligent narrative technologies. In *The Authoring Problem: Challenges in Supporting Authoring for Interactive Digital Narratives*. Springer, 271–284.
 - [65] Yufei Tian, Tenghao Huang, Miri Liu, Derek Jiang, Alexander Spangher, Muhao Chen, Jonathan May, and Nanyun Peng. 2024. Are large language models capable of generating human-level narratives? *arXiv preprint arXiv:2407.13248* (2024).
 - [66] Mike Treanor, Alexander Zook, Mirjam P Eladhari, Julian Togelius, Gillian Smith, Michael Cook, Tommy Thompson, Brian Magerko, John Levine, and Adam Smith. 2015. AI-based game design patterns. In *Foundations of Digital Games*. Society for the Advancement of Digital Games.
 - [67] Carolina Veloso and Rui Prada. 2021. Validating the plot of Interactive Narrative games. In *2021 IEEE Conference on Games (CoG)*. IEEE.
 - [68] Richard Walsh. 2011. Emergent narrative in interactive media. *Narrative* 19, 1 (2011), 72–85.
 - [69] Nick Walton. 2019. AI Dungeon 2. <https://aidungeon.io/>. Accessed: 2024-09-07.
 - [70] Yi Wang, Qian Zhou, and David Ledo. 2024. StoryVerse: Towards co-authoring dynamic plot with LLM-based character simulation via narrative planning. In *Proceedings of the 19th International Conference on the Foundations of Digital Games*. 1–4.
 - [71] Noah Wardrip-Fruin, Michael Mateas, Steven Dow, and Serdar Sali. 2009. Agency reconsidered. In *Proceedings of DiGRA 2009 Conference: Breaking New Ground: Innovation in Games, Play, Practice and Theory*.
 - [72] Narnia C Worth and Angela S Book. 2015. Dimensions of video game behavior and their relationships with personality. *Computers in Human Behavior* 50 (2015), 132–140.
 - [73] Zhen Wu, Serkan Kumyol, Shing Yin Wong, Xiaozhu Hu, Xin Tong, and Tristan Braud. 2025. Orchid: A Creative Approach for Authoring LLM-Driven Interactive Narratives. In *Proceedings of the 2025 Conference on Creativity and Cognition*. 774–791.
 - [74] GN Yannakakis, P Spronck, Daniele Loiacono, E André, et al. 2013. Player Modeling. In *Artificial and Computational Intelligence in Games*. Schloss Dagstuhl–Leibniz-Zentrum fuer Informatik, 45–59.
 - [75] Catherine Yeh, Tara Menon, Robin Singh Arya, Helen He, Moira Weigel, Fernanda Viégas, and Martin Wattenberg. 2025. Story Ribbons: Reimagining Storyline Visualizations with Large Language Models. *arXiv preprint arXiv:2508.06772* (2025).

Received 20 February 2007; revised 12 March 2009; accepted 5 June 2009