

Many Experiments, Few Repetitions, Unpaired Data, and Sparse Effects: Is Causal Inference Possible?

Felix Schur^{*1}, Niklas Pfister², Peng Ding³, Sach Mukherjee^{4,5}, and Jonas Peters¹

¹Department of Mathematics, ETH Zurich

²Lakera AI

³Department of Statistics, UC Berkeley

⁴German Center for Neurodegenerative Diseases (DZNE) & University of Bonn

⁵MRC Biostatistics Unit, University of Cambridge

Abstract

We study the problem of estimating causal effects under hidden confounding in the following unpaired data setting: we observe some covariates X and an outcome Y under different experimental conditions (environments) but do not observe them jointly – we either observe X or Y . Under appropriate regularity conditions, the problem can be cast as an instrumental variable (IV) regression with the environment acting as a (possibly high-dimensional) instrument. When there are many environments but only a few observations per environment, standard two-sample IV estimators fail to be consistent. We propose a GMM-type estimator (SPLITUP) based on cross-fold sample splitting of the instrument–covariate sample and prove that it is consistent as the number of environments grows but the sample size per environment remains constant. We further extend the method to sparse causal effects via ℓ_1 -regularized estimation and post-selection refitting.

1 Introduction

1.1 A Motivating Example

An experiment with unpaired data. Suppose that we have some response Y (e.g., a phenotype), some covariates X (e.g., a genotype) and that we observe the system under m different experimental conditions (e.g., using gene modification technology). Suppose we are interested in estimating the causal effect from X to Y but that we are facing the following two challenges: In each experiment, we may observe multiple i.i.d. repetitions but for each repetition, we

can either measure X or Y but not both (see Table 1) and there may be unobserved confounding between

Exp.	1	1	...	2	2	2	...	m
X_1	1.8	×	...	3.2	×	×	...	0.6
\vdots	\vdots	\vdots	\vdots	\vdots	\vdots	\vdots	\vdots	\vdots
X_d	2.0	×	...	0.2	×	×	...	1.0
Y	×	2.5	...	×	−3.7	1.1	...	×

Table 1: We consider the problem of estimating the causal effect between X and Y in the presence of hidden confounding when data are unpaired. The table shows an example dataset, where we observe the system under m different experimental conditions.

X and Y . It may come as a surprise that in such a setting, consistent estimation of causal effects is possible under weak assumptions.

IV and regression of the means. These assumptions are satisfied, e.g., if the experimental conditions influence X but do not influence Y directly or via another causal path (we will make this precise in Section 3). This condition is well-studied in the literature on instrumental variables (IV) [Angrist and Krueger, 1992, Angrist and Imbens, 1995, Angrist et al., 1996, Staiger and Stock, 1997]. Let us assume for a moment that for each experimental condition $j \in \{1, \dots, m\}$, we observe all X and all Y , so the data are paired. We can then apply IV estimators to the example above when using a one-hot encoding for the different experimental conditions. In this case (see Section B for a derivation), the classical two-stage least squares (TSLS) estimator corresponds to the following simple procedure: within each experimental condition, we separately average the X ’s and Y ’s, resulting in a sin-

^{*}Corresponding author: felix.schur@stat.math.ethz.ch

gle (average) value for X and a single value for Y per experiment; we then regress the m values containing Y averages on the m values containing X averages. Clearly, this procedure does not rely on the X and Y values to be paired, so it is still applicable in the unpaired setting. This then is not an instantiation of IV anymore but of two-sample IV (TS-IV) [Angrist and Krueger, 1992, Inoue and Solon, 2010, Burgess et al., 2013], a modification of IV, which has been developed for unpaired data (without a special focus on categorical instruments). We regard these two algebraically trivial insights as important as the simple estimator of taking the average per experiment and then performing regression on the average is often considered in practice – both in paired and unpaired settings [Deaton, 1985, Greenland and Longnecker, 1992, King et al., 2004, Peres-Neto et al., 2017]. The reasoning above provides a precise interpretation of the target of inference: if the experimental condition does not modify the causal effect, the averaging allows us to remove hidden confounding.

More repetitions versus more observations.

Applying standard theory from instrumental variables now provides us with guarantees such as consistent estimation if the number of observations per experiment converges to infinity. In practice, however, we may instead see many experiments and few repetitions per experiment, a setting that is not well-covered by these asymptotics. In this work, we propose a different estimator (SPLITUP) that targets a setting, where the number m of experimental conditions (i.e., the number of instruments) is growing but the number of repetitions per experiment remains constant. We prove identifiability in the setting with $m \rightarrow \infty$ and prove consistency of the estimator. Figure 1 shows that SPLITUP outperforms classical estimators such as TS-IV on finite data.

Motivation from biology. Applications in which data are obtained in an unpaired fashion under different causal environments abound, particularly in the biomedical domain. In contemporary biology, it is possible to measure molecular variables (such as gene or protein expression levels) at large-scale and under different causal regimes (such as defined interventions at the gene or protein level or via chemical compounds) and such data are the focus of much ongoing work in biotechnology and machine learning [see, e.g., Replogle et al., 2022, Lopez et al., 2022, Lagemann et al., 2023]. Furthermore, it is increasingly common to consider many experimental conditions (e.g. intervention on many different genes). Applied interest often focuses on the effects of such interventions on concrete

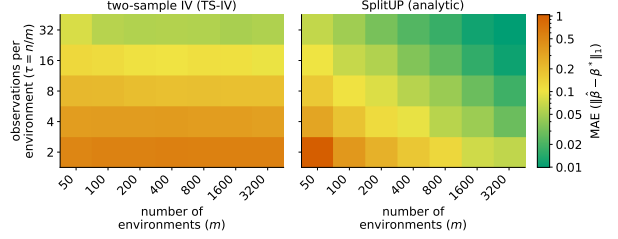


Figure 1: Estimating causal effects in a data set of the form of Table 1. Our proposed estimator SPLITUP (right) outperforms existing methods (left) if the number m of experimental conditions increases. Indeed, we prove identifiability in the setting $m \rightarrow \infty$ in Section 3. In Section 4, we show that unlike existing estimators (such as TS-IV on the left), SPLITUP is consistent as $n, m \rightarrow \infty$ and $n/m \rightarrow r \in (0, \infty)$.

phenotypes (such as growth rate or cellular behaviour) and it is therefore common to study phenotypes under intervention (‘screening’). However, often cells have to be disturbed or destroyed in order to obtain gene or protein measurements, hence in studies in which both gene/protein levels X and phenotypes Y are of interest, the actual cells involved may be different and the data are therefore unpaired in the sense of this paper. These issues are also important in molecular medicine, where interventions on laboratory cells are used to shed light on patient responses to the same interventions (such as studying the effect of multiple cancer drugs on cells in the lab and linking these data to treatment outcomes [Yang et al., 2012, Kirkham et al., 2025]). In such settings, the data are typically unpaired since the actual cells involved in the various steps are distinct.

Continuous instruments and many covariates.

The estimators and theoretical results that we develop in this paper apply to continuous instruments, too. We also allow for settings with many covariates: identifiability and consistency still hold when the number of covariates is strictly larger than the number of instruments – if the causal effect can assumed to be sparse (see Sections 3 and 4).

1.2 Related work

Two-sample IV and two-sample Mendelian randomization. Methods from the two-sample IV and two-sample (summary-data) Mendelian randomization literature can be applied to our setting (even if they may not be consistent, see Section 4.2). Two-sample IV estimators combine instrument–exposure and instrument–outcome information from separate

samples [Angrist and Krueger, 1995, Inoue and Solon, 2010, Pacini and Windmeijer, 2016, Zhao et al., 2019]; in econometrics, such two-sample moment combinations have been used to study compulsory schooling and returns to education, for example in age-at-entry and split-sample IV designs [Angrist and Krueger, 1992]. Analogous designs underpin two-sample Mendelian randomization (MR) in genetics, where variants act as instruments [Hartwig et al., 2016]. Beyond these, two-sample MR theory highlights design issues such as winner’s-curse and sample overlap, which can bias naive estimators [Pierce and Burgess, 2013, Burgess et al., 2016], as well as pervasive horizontal pleiotropy addressed by mode-based and mixture/likelihood approaches [Hartwig et al., 2017, Qi and Chatterjee, 2019, Morrison et al., 2020]. Our unpaired-sample formulation differs from previous work on two-sample IV and Mendelian randomization in that we allow for high-dimensional instruments and/or large number dimension of the treatment. More concretely, we propose consistent estimators in regimes where the ratio of the sample size n to the instrument dimension m converges to a positive constant and/or the dimension of the treatment d is larger than the dimension of the instrument m .

Sparse IV regression. A growing literature studies instrumental variable models in which the structural coefficient vector β^* is sparse and the number of endogenous regressors and instruments can be large. One approach keeps the two-stage structure of 2SLS while imposing an ℓ_1 -penalty in the structural equation. Zhu [2018] analyzes ℓ_1 -regularized 2SLS for triangular models, allowing both endogenous regressors and instruments to exceed the sample size, and establishes high-dimensional consistency and error bounds when the first-stage and structural parameters are sufficiently sparse. A related two-stage regularization framework is developed by Lin et al. [2015], who use sparsity-inducing penalties in both stages to estimate fitted regressors and a sparse structural equation. In large systems of simultaneous equations, Chen et al. [2018] propose two-stage penalized least squares with ridge in the first stage and adaptive Lasso in the second, proving oracle-type results for support recovery and asymptotic normality of the selected nonzero effects. For inference in these settings, Gold et al. [2020] construct a desparsified (one-step) GMM update for high-dimensional IV and show asymptotic normality of the debiased estimator, yielding valid confidence intervals for components of β^* when initialized by two-stage Lasso-type estimators. Complementing these results, Belloni et al. [2022] consider

models with many endogenous variables and many instruments, using orthogonalized moments and Lasso only for nuisance estimation; they provide uniformly valid post-selection inference via multiplier bootstrap. More recently, Pfister and Peters [2022] establish identifiability of a sparse β^* in linear IV models—which may be achievable when the instrument dimension is smaller than d —derive graphical conditions, and propose the SPACEIV estimator (paired observations). Tang et al. [2023] also adopt the sparse causation premise and construct a synthetic instrument from X ; under linear SEMs they show identifiability despite unmeasured confounding and cast estimation as ℓ_0 -penalization (paired observations). Complementing these, Huang et al. [2024] study sparse causal effects with two-sample summary statistics (two-sample MR) when the variance of the instrument $\text{Var}(I)$ is invertible, adapting SPACEIV to a summary-data regime. However, they do not provide theoretical guarantees such as consistency or asymptotic normality for their estimator. A second strand regularizes IV estimation directly through penalized moment conditions, without an explicit two-stage Lasso second stage. Caner [2009] introduces a Lasso-type GMM estimator that adds an ℓ_1 -style penalty to the GMM criterion and derives model selection and estimation guarantees under sparsity. Building on this idea, Shi [2016] studies GMM-Lasso for linear structural models with many endogenous regressors and proves oracle inequalities for sparse β^* . In a related but distinct formulation, Fan and Liao [2014] propose penalized focused GMM (FGMM) to address incidental endogeneity in high dimensions, establishing support recovery and asymptotic normality for the active coefficients under suitable conditions.

Many-instrument and weak-instruments. A large literature studies weak and many instruments in standard single-sample IV. We also consider the many instrument setting (or high-dimensional instrument) setting. Since we assume that the norm of the instrument is constant with increasing sample size (which implies that the magnitude of each component of the instrument is decreasing in the sample size) our work also relates to the weak instrument literature. Early work by Staiger and Stock [1997] showed that results in conventional asymptotics can be misleading when instruments are weak, motivating alternative limiting frameworks and bias approximations. Many-instrument asymptotics (in the sense of the work by Bekker [1994] and the subsequent contributions such as the ones by Donald and Newey [2001] and Hansen et al. [2008]) analyze the behavior of IV estimators when the number of instruments

grows with the sample size, and motivate procedures that remain well behaved in that regime. Practical diagnostics and test procedures for weak instruments are surveyed by Andrews et al. [2019], who synthesize theory and practice for both weak and many instruments. Stock and Yogo [2005] develop widely used critical values for weak-IV tests based on first-stage F -statistics. High-dimensional extensions that allow for many controls and potential instruments include the post-double-selection methods of Belloni et al. [2014], which provide uniformly valid inference on treatment effects after model selection in sparse high-dimensional regressions, and related work on ℓ_1 -regularized IV and debiased machine learning for structural parameters [Belloni et al., 2012]. Choi et al. [2018] develop weak-instrument robust inference for two-sample IV, constructing Anderson–Rubin, Kleibergen– K , and conditional likelihood ratio-type tests whose validity does not rely on strong instruments and that remain robust to heterogeneous second moments across samples. We analyze the many-instrument regime for unpaired observations, a setting that appears to be largely unexplored in the existing literature. We show that naively constructed estimators in this regime are asymptotically biased due to an measurement-error effect that is specific to the two-sample, high-dimensional instrument (i.e., many-instrument) setting and does not arise in standard paired-sample estimators. We show how to remove this bias and obtain consistent, asymptotically normal estimators.

Going beyond existing literature, we characterize identifiability for unpaired IV estimators in the regime $d > m$ (with a sparse structural parameter) and establish consistency and asymptotic normality of straight-forward estimators. Additionally, we characterize identifiability when the instrument is high-dimensional ($m \rightarrow \infty$). For this setting, we propose novel estimators and prove consistency.

2 Unpaired Data With Hidden Confounding

We consider two triplets of random variables: (I, X, Y) and $(\tilde{I}, \tilde{X}, \tilde{Y})$ but assume access only to partial observations. Specifically, we observe (I, Y) and (\tilde{I}, \tilde{X}) (or, more precisely, multiple i.i.d. copies thereof), the variables X and \tilde{Y} remain unobserved. The corresponding data-generating process is given by (unobserved variables are shown in gray):

$$Y = X^\top \beta^* + \varepsilon, \quad \tilde{Y} = \tilde{X}^\top \tilde{\beta}^* + \tilde{\varepsilon}, \quad (2.1)$$

where β^* and $\tilde{\beta}^*$ represent the causal effects, that is, $\mathbb{E}[Y \mid \text{do}(X := x)] = x^\top \beta^*$, $\mathbb{E}[\tilde{Y} \mid \text{do}(\tilde{X} := x)] =$

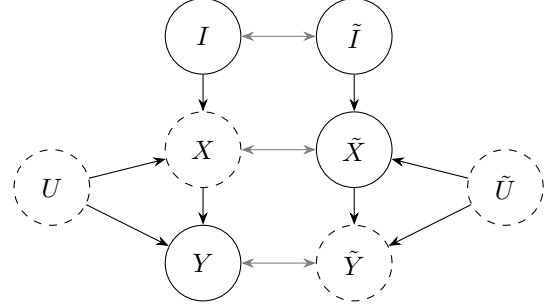


Figure 2: Simplified visualization of the data generating process in Eq. (2.1). U and \tilde{U} represent unobserved confounders that visualize the dependence between X and ε . The model allows for complex dependencies (and even equalities) between variables in the tilde and non-tilde world, as indicated by the gray edges. We discuss other, including more general data-generating processes that satisfy (2.1) in Section A.

$x^\top \tilde{\beta}^*$.

The noise terms ε and $\tilde{\varepsilon}$ are not assumed to be independent of X and \tilde{X} , respectively (thereby, implicitly, allowing for hidden confounding between X and Y). Figure 2 shows a graphical representation of the data-generating process. The setting even allows for dependence between the two samples. We discuss other data-generating processes that satisfy (2.1) in Section A.

In Section 3, we show that the causal effect β^* (or $\tilde{\beta}^*$ or both) is identifiable. This is non-trivial because of the following reasons: (i) Due to the hidden confounding, naively regressing Y on X (or \tilde{Y} on \tilde{X}) (if these were available) would generally lead to biased estimates. (ii) We only have unpaired data, so regressing Y on X (or \tilde{Y} on \tilde{X}) is not feasible. Unlike classical work on unpaired data or two-sample IV (I, X, Y) and $(\tilde{I}, \tilde{X}, \tilde{Y})$ may but do not have to be equal in distribution. (iii) Observations across the two samples may be dependent, see, e.g., Section A.

2.1 Setting and main assumptions

Let $n, \tilde{n}, m, d \in \mathbb{N}$. Let (I, X, Y) and $(\tilde{I}, \tilde{X}, \tilde{Y})$ be random vectors, whose components are m , d , and 1-dimensional, respectively, and which generated by the process described in (2.1) where $\beta^*, \tilde{\beta}^* \in \mathbb{R}^d$ and ε and $\tilde{\varepsilon}$ are random variables. We assume that all random variables have finite second moments. We assume that there exist two i.i.d. samples $\{(I_i, X_i, Y_i)\}_{i \in [n]}$ and $\{(\tilde{I}_i, \tilde{X}_i, \tilde{Y}_i)\}_{i \in [\tilde{n}]}$, but the observed data are *unpaired*: in the first system we only observe $\{(I_i, Y_i)\}_{i \in [n]}$ and in the second $\{(\tilde{I}_i, \tilde{X}_i)\}_{i \in [\tilde{n}]}$. The case $(I, X, Y) \stackrel{d}{=}$

$(\tilde{I}, \tilde{X}, \tilde{Y})$ is contained as a special case.

Assumption 1. *We have*

- (i) $\text{Cov}(\tilde{I}, \tilde{X}) = \text{Cov}(I, X)$ and
- (ii) $\mathbb{E}[\varepsilon | I] = 0$.

Assumption 1'. *We have*

- (i') $\text{Cov}(\tilde{I}, \tilde{Y}) = \text{Cov}(I, Y)$ and
- (ii') $\mathbb{E}[\tilde{\varepsilon} | \tilde{I}] = 0$.

We will see in Section 3 that under Assumption 1 we can identify β^* in the non-tilde system and under Assumption 1' we can identify $\tilde{\beta}^*$ in the tilde system. To simplify notation, in this work, we focus on identifying β^* using Assumption 1; analogous arguments hold when we identify $\tilde{\beta}^*$ using Assumption 1'. Assumption 1 (ii) (or Assumption 1' (ii')) is called exclusion restriction or exogeneity and is commonly exploited in the IV literature [Angrist and Imbens, 1995, Angrist et al., 1996, Angrist and Pischke, 2009]; it allows us to identify the causal effect despite the hidden confounding. Assumption 1 (i) (or Assumption 1' (i')) connects the two systems and guarantees that we can transfer information from one system to the other.

2.2 Environments as instruments

In Section 1, we have argued that if we have access to data collected from multiple environments—for instance, from different experimental setups or hospitals—but we lack explicit features describing these environments we can still treat the environment indicator as a vector of categorical instruments (via one-hot encoding). In such a setting, a sufficient condition for Assumption 1 (i) is that we observe \tilde{X} and Y under the same environment distribution, and that the conditional expectations of X and \tilde{X} coincide within each environment: $\mathbb{E}[X|I] = \mathbb{E}[\tilde{X}|I]$. An analogous condition holds for Assumption 1 (i').

3 Identifiability

We now show that, under Assumption 1, the causal effect β^* is identifiable from the joint distributions of (\tilde{I}, \tilde{X}) and (I, Y) . Without loss of generality and to simplify notation, we assume that all variables are centered and that all variables have finite second moments. All proofs can be found in the appendix.

We first consider the partially known *finite-dimensional instrument* setting (defined as the setting with m fixed) in Section 3.1 and later, in Section 3.2, we consider the *high-dimensional instrument* setting (defined as the asymptotic setting with $m \rightarrow \infty$). In

both settings, we consider d to be fixed and differentiate the cases where β^* is dense and where β^* is sparse. When considering consistency and inference, the settings correspond to m fixed, $n, \tilde{n} \rightarrow \infty$ (finite-dimensional instrument) and $m, n \rightarrow \infty$ and $n/m \rightarrow r \in (0, \infty)$ (high-dimensional instrument), respectively.

Some remarks are in order. Although we rely on standard results for the Lasso [Tibshirani, 1996, Bühlmann and Van De Geer, 2011], the sparse β^* setting is not ‘high-dimensional’ in the sense of $d \rightarrow \infty$ (even if the distribution of (I, X, Y) is known, β^* is, in general, not identified if $d > \text{rank}(\text{Cov}(I, X))$). In contrast, in the high-dimensional instrument setting, d is fixed but $m \rightarrow \infty$ (and $n/m \rightarrow r \in (0, \infty)$). In this case, we assume that the limit $Q := \lim_{m \rightarrow \infty} m \text{Cov}(\tilde{I}, \tilde{X})^\top \text{Cov}(\tilde{I}, \tilde{X}) \in \mathbb{R}^{d \times d}$ exists and is well-defined.

3.1 Finite-Dimensional Instrument

Under Assumption 1 we have

$$\begin{aligned} \text{Cov}(I, Y) - \text{Cov}(\tilde{I}, \tilde{X})\beta^* &= \text{Cov}(I, Y) - \text{Cov}(I, X)\beta^* \\ &= \text{Cov}(I, Y - X^\top \beta^*) = \mathbb{E}[I\mathbb{E}[\varepsilon | I]] = 0. \end{aligned} \quad (3.1)$$

Here, we used Assumption 1 (i) in the first equation and Assumption 1(ii) in the last equation. Analogously, we can use Assumption 1' to get $\text{Cov}(I, Y) - \text{Cov}(\tilde{I}, \tilde{X})\tilde{\beta}^* = 0$. We now define the set of solutions \mathcal{S} as

$$\mathcal{S} := \{\beta \in \mathbb{R}^d \mid \text{Cov}(I, Y) = \text{Cov}(\tilde{I}, \tilde{X})\beta\}$$

(\mathcal{S} can be computed from the joint distribution of (\tilde{X}, \tilde{I}) and the joint distribution of (I, Y)). We always have $\beta^* \in \mathcal{S}$. The causal effect $\beta^* \in \mathbb{R}^d$ is identifiable from the joint distribution of (\tilde{X}, \tilde{I}) and the joint distribution of (I, Y) via these moment-conditions if and only if $\mathcal{S} = \{\beta^*\}$. We now state a well-known result from the two-sample IV (also called two-sample MR) literature [Angrist and Krueger, 1995, Inoue and Solon, 2010, Hartwig et al., 2016].

Proposition 3.1 (Identifiability for dense β^*). *Assume Assumption 1. We have $\mathcal{S} = \{\beta^*\}$ if and only if*

$$\text{rank}(\text{Cov}(I, X)) = d. \quad (3.2)$$

In particular, a necessary condition for identifiability is $m \geq d$.

Theorem 3.1 shows that we have identifiability in our general unpaired setting under the same conditions as for the paired IV setting.

Next, we consider the sparse setting, i.e., $\|\beta^*\|_0 \leq s^* \leq d$. In this case, we may have identifiability even if $\text{rank}(\text{Cov}(I, X)) < d$. We now consider

$$\mathcal{S}_0 := \arg \min_{\beta \in \mathcal{S}} \|\beta\|_0.$$

Defining $\Sigma_t := \{v \in \mathbb{R}^d : \|v\|_0 \leq t\}$, we obtain the following identifiability result.

Theorem 3.2 (Identifiability for sparse β^*). *Assume Assumption 1. The following statements are equivalent:*

- (i) (Identifiability via sparsest solution) *For all $\beta^* \in \mathbb{R}^d$ with $\|\beta^*\|_0 \leq s^*$, it holds that*

$$\mathcal{S}_0 = \{\beta^*\}.$$

- (ii) (Restricted nullspace) $\ker(\text{Cov}(I, X)) \cap \Sigma_{2s^*} = \{0\}$.

In particular, a necessary condition for identifiability is $m \geq 2s^$.*

Theorem 3.2 shows that the restricted nullspace condition for $\text{Cov}(I, X)$ is a necessary and sufficient condition for identifiability via \mathcal{S}_0 . The conditions for sparse identifiability are weaker than identifiability in the dense setting and they are strictly weaker if and only if $d \geq 2s^*$. Intuitively, because we want uniqueness among all s^* -sparse solutions, we need to ensure that the difference of two s^* -sparse vectors lies in the nullspace, and that difference can have up to $2s^*$ nonzeros, hence the 2. This shows that in settings where we can reasonably assume sparse causal effects in unpaired data, identifiability is still possible even with weak instruments (e.g., when m is small).

3.2 High-Dimensional Instruments

In the high-dimensional instrument setting we assume that $m \rightarrow \infty$, so the dimensions of $\text{Cov}(I, Y)$ and $\text{Cov}(\tilde{I}, \tilde{X})$ increase with n . We consider the limit $Q = \lim_{m \rightarrow \infty} m \text{Cov}(\tilde{I}, \tilde{X})^\top \text{Cov}(\tilde{I}, \tilde{X})$ assuming that it exists; conditions for identifiability are then expressed in terms of Q rather than the finite- m matrix¹. Under Assumption 1, we have $Q_Y := \lim_{m \rightarrow \infty} m \text{Cov}(\tilde{I}, \tilde{X})^\top \text{Cov}(I, Y) = Q\beta^*$:

$$\begin{aligned} & m \text{Cov}(\tilde{I}, \tilde{X})^\top \text{Cov}(I, Y) \\ &= m \text{Cov}(\tilde{I}, \tilde{X})^\top (\text{Cov}(I, X)\beta^* + \text{Cov}(I, \varepsilon)) \\ &= m \text{Cov}(\tilde{I}, \tilde{X})^\top \text{Cov}(\tilde{I}, \tilde{X})\beta^* \rightarrow Q\beta^*. \end{aligned}$$

Thus,

$$\beta^* \in \mathcal{S}_\infty := \{\beta \in \mathbb{R}^d \mid Q\beta = Q_Y\}.$$

¹This setting is quite natural when considering categorical instruments as it ensures that $\text{Var}(X)$ stays bounded as $m \rightarrow \infty$. For details see Theorem 4.6.

Theorem 3.3 (Identifiability for high-dimensional instrument and dense β^*). *Assume Assumption 1. We have $\mathcal{S}_\infty = \{\beta^*\}$ if and only if*

$$\text{rank}(Q) = d.$$

Defining $\mathcal{S}_{0,\infty} := \arg \min_{\beta \in \mathcal{S}} \|\beta\|_0$, we also prove the result for sparse β^* .

Theorem 3.4 (Identifiability for high-dimensional instrument and sparse β^*). *Assume Assumption 1. Fix $s^* \leq d$. The following statements are equivalent:*

- (i) (Identifiability via sparsest solution) *For all $\beta^* \in \mathbb{R}^d$ with $\|\beta^*\|_0 \leq s^*$, it holds that*

$$\mathcal{S}_{0,\infty} = \{\beta^*\}.$$

- (ii) (Restricted nullspace) $\ker(Q) \cap \Sigma_{2s^*} = \{0\}$.

4 Estimation

For the setting with finite-dimensional instrument and sparse β^* we propose a GMM estimator with ℓ_1 regularization. For the high-dimensional instrument setting, we propose novel GMM-based estimators (for dense and sparse β^*) and show that they are consistent. Moreover, we demonstrate that in the high-dimensional instrument regime the standard two-sample IV estimator is asymptotically biased, and we introduce a cross-moment GMM estimator that remains consistent and asymptotically normal.

As in Section 2.1 we assume that $\{(I_i, Y_i)\}_{i=1}^n$ are i.i.d. and $\{(\tilde{I}_j, \tilde{X}_j)\}_{j=1}^{\tilde{n}}$ are i.i.d., but, additionally, also that the two samples are independent. Define $N := n + \tilde{n}$, $\tau_n := \frac{n}{N} \rightarrow \tau \in (0, 1)$, $\tilde{\tau}_n := \frac{\tilde{n}}{N} \rightarrow \tilde{\tau} \in (0, 1)$.

4.1 Finite-Dimensional Instrument

For completeness and to help with intuition, we first state the consistency and asymptotic normality for dense β^* . Similar results have appeared in the standard two-sample IV literature [Angrist and Krueger, 1991, Inoue and Solon, 2010, Burgess et al., 2013, Bowden et al., 2015].

For a positive definite weighting matrix $W_N \in \mathbb{R}^{m \times m}$, define the sample moment

$$\hat{g}_N(\beta) := \frac{1}{n} \sum_{i=1}^n I_i Y_i - \left(\frac{1}{\tilde{n}} \sum_{j=1}^{\tilde{n}} \tilde{I}_j \tilde{X}_j^\top \right) \beta \in \mathbb{R}^m, \quad (4.1)$$

and the UP-GMM estimator

$$\hat{\beta}_{\text{GMM}}^{\text{UP}}(W_N) := \arg \min_{\beta \in \mathbb{R}^d} \hat{g}_N(\beta)^\top W_N \hat{g}_N(\beta). \quad (4.2)$$

If we choose $W_N = \text{Id}$ then UP-GMM coincides with TS-IV. Define $\Omega := \tau^{-1}\Omega_m + \tilde{\tau}^{-1}\Omega_c(\beta^*)$, $\Omega_m := \text{Var}(IY)$, $\Omega_c(\beta^*) := \text{Var}(\tilde{I}\tilde{X}^\top\beta^*)$, and denote by $\hat{\Omega}$ the sample version of Ω (see Section G for details). The asymptotic variance of $\hat{\beta}_{\text{GMM}}^{\text{UP}}$ is minimized choosing W_N to be equal $\widehat{W} := \hat{\Omega}^{-1}$ in (4.2). The moment variance reflects the two-sample structure: the IY term scales with $\tau^{-1} = \lim_{n \rightarrow \infty} N/n$ and the $\tilde{I}\tilde{X}^\top\beta^*$ term with $\tilde{\tau}^{-1} = \lim_{\tilde{n} \rightarrow \infty} N/\tilde{n}$. For details, see Section G.

Proposition 4.1 (informal version of Theorem G.1). *Under some technical assumptions and if $\text{rank}(\text{Cov}(I, X)) = d$ we have that*

$$\hat{\beta}_{\text{GMM}}^{\text{UP}}(W_N) \xrightarrow{P} \beta^*. \quad (4.3)$$

Furthermore, $\hat{\beta}_{\text{GMM}}^{\text{UP}}(W_N)$ is asymptotically normal.

Sparse β^* and penalized GMM. When the full-rank condition in Theorem 4.1 fails, dense identification is in general not possible: there are too few independent moment conditions to recover an arbitrary d -dimensional β^* . We instead impose sparsity and require only that the moment operator be well conditioned on sparse cones (a restricted-eigenvalue/compatibility condition). Then the ℓ_1 -penalized GMM in (4.4) consistently estimates β^* , attains the rates with $\lambda \asymp \sqrt{1/N}$, and recovers the support under a beta-min condition (see Theorem 4.2).

More formally, when $\|\beta^*\|_0 = s^* \leq d$, we estimate β^* by the ℓ_1 -penalized UP-GMM

$$\hat{\beta}_{\text{GMM}, \ell_1}^{\text{UP}}(W_N) \in \arg \min_{\beta \in \mathbb{R}^d} \frac{1}{2} \left\| W_N^{1/2} \hat{g}_N(\beta) \right\|_2^2 + \lambda_N \|\beta\|_1, \quad (4.4)$$

where $\hat{g}_N(\beta)$ is given by (4.1) and $\lambda_N \asymp 1/\sqrt{N}$ ².

Assumption 3. (i) *Assumption 1 holds, the centering convention*³ *and boundedness of fourth moments.*

(ii) *There is W_0 positive definite such that $W_N \xrightarrow{P} W_0$.*

(iii) (Restricted eigenvalue.) *There exists $\kappa > 0$ such that for all $S \subseteq [d]$ with $|S| = s^*$,*⁴

$$\kappa \leq \inf_{\Delta: \|\Delta_{S^c}\|_1 \leq 3\|\Delta_S\|_1} \frac{\|\text{Cov}(\tilde{I}, \tilde{X})\Delta\|_{W_0}^2}{\|\Delta\|_2^2}. \quad (4.5)$$

Note that Assumption 3 (iii) implies Theorem 3.2 (ii) and therefore Assumption 3 (iii) is at

²In practice, one often uses cross-validation or an information criterion to choose λ .

³We center random variables by subtracting their sample mean.

⁴We define $\|a\|_W := a^\top W a$.

least as strong as Theorem 3.2 (ii). Assumption 3 (iii) is a standard assumption in the Lasso literature (see, e.g., Bühlmann and Van De Geer [2011]).

We can now prove consistency and support recovery. Let $S^* := \text{supp}(\beta^*)$ denote the true support of β^* .

Theorem 4.2 (Rates for penalized GMM). *For all β^* with $\|\beta^*\|_0 = s^*$, under Assumption 3 and $\lambda_N \asymp 1/\sqrt{N}$, the estimator (4.4) satisfies*

$$\|\hat{\beta}_{\text{GMM}, \ell_1}^{\text{UP}}(W_N) - \beta^*\|_2 = O_p\left(\sqrt{s^*/N}\right).$$

In particular, $\hat{\beta}_{\text{GMM}, \ell_1}^{\text{UP}}(W_N) \xrightarrow{P} \beta^*$. If, in addition, there exists $c > 0$ such that for all $i \in S^*$, we have $|\beta_i^*| \geq c$ (beta-min condition), then

$$\hat{S}(W_N) := \{j \in [d] \mid |\hat{\beta}_{\text{GMM}, \ell_1}^{\text{UP}}(W_N)_j| \geq c/2\} \xrightarrow{P} S^*.$$

Inference on the estimated support. The Lasso is used only for support recovery. Under beta-min and regularity conditions, \hat{S} is consistent: $\mathbb{P}(\hat{S} = S^*) \rightarrow 1$. We then refit an unpenalized GMM on \hat{S} to obtain $\tilde{\beta}$, reducing to a standard finite-dimensional GMM problem with asymptotic normality and sandwich standard errors [Hansen, 1982]. Since mis-selection becomes negligible under a beta-min condition, usual Wald intervals based on the refitted GMM standard errors are asymptotically valid. We make this precise in Theorem 4.3.

Theorem 4.3 (Oracle CIs on the estimated support). *Assume Assumption 3 and the beta-min condition from Theorem 4.2 for W_N and let $\hat{S}(W_N)$ be defined as in Theorem 4.2. Assume that there is a second sequence of weight matrices $W'_N \xrightarrow{P} W'_0 \succ 0$. Define*

$$\begin{aligned} \tilde{\beta}(W'_N) &:= \arg \min_{\beta \in \mathbb{R}^d: \beta_{\hat{S}(W_N)^c} = 0} (\widehat{\text{Cov}}(I, Y) - \widehat{\text{Cov}}(\tilde{I}, \tilde{X})\beta)^\top \\ &\quad \cdot W'_N (\widehat{\text{Cov}}(I, Y) - \widehat{\text{Cov}}(\tilde{I}, \tilde{X})\beta), \end{aligned}$$

and

$$\begin{aligned} V_{S^*} &:= (\text{Cov}(I, X)_{S^*}^\top W'_0 \text{Cov}(I, X)_{S^*})^{-1} \\ &\quad \cdot (\text{Cov}(I, X)_{S^*}^\top W'_0 \Omega W'_0 \text{Cov}(I, X)_{S^*}) \\ &\quad \cdot (\text{Cov}(I, X)_{S^*}^\top W'_0 \text{Cov}(I, X)_{S^*})^{-1}, \end{aligned}$$

where $\Omega := \text{Var}(\sqrt{N}\hat{g}_N(\beta^*))$. We have that

$$\sqrt{N}(\tilde{\beta}(W'_N) - \beta^*) \xrightarrow{d} \mathcal{N}(0, \tilde{V}),$$

where \tilde{V} has the $S^* \times S^*$ block equal to V_{S^*} and is zero elsewhere.

Remark 4.4. The asymptotic variance V_{S^*} only depends on W'_N and not on W_N . We are therefore free to choose $W_N = \text{Id}_m$. We define $W'_N := \hat{\Omega}_{\hat{S}(\text{Id}_m)}^{-1} \in \mathbb{R}^{m \times m}$, where $\hat{\Omega}_{\hat{S}(\text{Id}_m)}$ is defined as in (G.1) but we consider all variables restricted to $\hat{S}(\text{Id}_m)$. If $\hat{\Omega}_{\hat{S}(\text{Id}_m)}$ is not positive definite, we choose $W'_N := \text{Id}_m$ (we do this to ensure that the estimator is well-defined). Since $\hat{S}(\text{Id}_m) \xrightarrow{P} S^*$ we have $W'_N \xrightarrow{P} \Omega_{S^*}^{-1}$ and therefore this choice minimizes the asymptotic variance.

4.2 High-Dimensional Instrument

We first show that the naive TS-IV estimator is asymptotically biased in the high-dimensional instrument setting. This bias is a consequence of measurement error in the estimate of $\text{Cov}(I, X)$ and appears only in two-sample IV. It is therefore distinct from the endogeneity problem that biases the one-sample IV. The measurement error in high-dimensional unpaired IV is related to the attenuation bias in the paired weak-instrument setting [Angrist and Krueger, 1995, Choi et al., 2018]. In the weak-instrument literature attenuation appears as a result of removing the weak-instrument bias with the split-sample IV estimator which as a consequence introduces attenuation. We show that high-dimensional instrument unpaired IV suffer from a similar bias and prove that sample-splitting is an effective solution for the measurement-error bias.

Classical estimators are biased in paired and unpaired settings. Assume Assumption 1. For notational simplicity we consider $\tilde{n} = n = rm$ (for some $r \in \mathbb{N}$), $d = 1$ and $m \rightarrow \infty$. We show that the naive two-sample IV estimator is asymptotically biased for general $d \in \mathbb{N}$, $r = n/m \geq 1$ and $\tilde{r} = \tilde{n}/m \geq 1$. The naive estimator solves (4.2) with $W_N = Id$, that is,

$$\begin{aligned} \hat{\beta} &:= \frac{\widehat{\text{Cov}}(\tilde{I}, \tilde{X})^\top \widehat{\text{Cov}}(I, Y)}{\widehat{\text{Cov}}(\tilde{I}, \tilde{X})^\top \widehat{\text{Cov}}(\tilde{I}, \tilde{X})} \\ &= \beta^* \frac{\widehat{\text{Cov}}(\tilde{I}, \tilde{X})^\top \widehat{\text{Cov}}(I, X)}{\widehat{\text{Cov}}(\tilde{I}, \tilde{X})^\top \widehat{\text{Cov}}(\tilde{I}, \tilde{X})} + \frac{\widehat{\text{Cov}}(\tilde{I}, \tilde{X})^\top \widehat{\text{Cov}}(I, \varepsilon)}{\widehat{\text{Cov}}(\tilde{I}, \tilde{X})^\top \widehat{\text{Cov}}(\tilde{I}, \tilde{X})}. \end{aligned} \quad (4.6)$$

If m were constant and $n \rightarrow \infty$, then $\widehat{\text{Cov}}(\tilde{I}, \tilde{X}) \xrightarrow{P} \text{Cov}(I, X)$, $\widehat{\text{Cov}}(I, X) \xrightarrow{P} \text{Cov}(I, X)$ and $\widehat{\text{Cov}}(I, \varepsilon) \xrightarrow{P} 0$ and therefore $\hat{\beta} \xrightarrow{P} \beta^*$ (and independent of the fact that $\widehat{\text{Cov}}(I, X)$ cannot be computed from the data). However, in the high-dimensional case where $\tilde{n}/m \rightarrow \tilde{r} \in (0, \infty)$ in general it does not hold that

$\|\widehat{\text{Cov}}(\tilde{I}, \tilde{X}) - \text{Cov}(I, X)\|_2^2 \xrightarrow{P} 0$ resulting in an inconsistent estimator.

Lemma 4.5. Assume Assumption 4 with $d=1$. Additionally, assume that $\text{tr}(\Sigma_{IX}) \rightarrow b \in (0, \infty)$ and $\sup_m \mathbb{E}[\|IX - c\|_2^4] \leq \infty$. Then

$$\hat{\beta} \xrightarrow{P} \beta^* \frac{Q}{Q + \frac{b}{\tilde{r}}} \neq \beta^*.$$

Theorem 4.5 shows that in the finite-dimensional instrument setting (m is constant and $n \rightarrow \infty$) we have $r = n/m \rightarrow \infty$ and we recover consistency; however, in the high-dimensional instrument case r is a constant. In conclusion, unpaired IV is asymptotically biased. In contrast, in the paired high-dimensional instrument setting, 2SLS is known to be biased as well, but for a different reason: here, $\widehat{\text{Cov}}(I, \varepsilon) \not\xrightarrow{P} 0$. This is often called many-instrument bias, and methods such as LIML [Anderson and Rubin, 1949, Fuller, 1977] or SS-IV Angrist and Krueger [1995] have been developed to remove the bias.

A simple solution to the measurement-error problem in unpaired IV is to use sample splitting in the denominator, i.e., we divide the (\tilde{I}, \tilde{X}) -data into two samples $A \subseteq [\tilde{n}]$ and $B = A^c$ of equal size. Then define $E := \widehat{\text{Cov}}(\tilde{I}, \tilde{X}) - \text{Cov}(I, X)$, $E_A := \widehat{\text{Cov}}_A(\tilde{I}, \tilde{X}) - \text{Cov}(I, X)$ and $E_B := \widehat{\text{Cov}}_B(\tilde{I}, \tilde{X}) - \text{Cov}(I, X)$ (where $\widehat{\text{Cov}}_A(\tilde{I}, \tilde{X})$ is estimated on fold A and $\widehat{\text{Cov}}_B(\tilde{I}, \tilde{X})$ on fold B). In this case we have $E_A^\top E_B$ instead of $E^\top E$ in the denominator and because $E_A \perp\!\!\!\perp E_B$ we get $E_A^\top E_B \xrightarrow{P} 0$ recovering consistency in the high-dimensional setting. We now make this idea precise.

Unbiased estimators via cross moments. Split the (\tilde{I}, \tilde{X}) -sample into $K \geq 2$ disjoint, equal-sized folds and let

$$\widehat{\text{Cov}}_k(\tilde{I}, \tilde{X}), \quad k \in [K],$$

be the foldwise covariance vectors (computed only within fold k). Define

$$C_{XX} := \frac{m}{K(K-1)} \sum_{k \neq h} \widehat{\text{Cov}}_h(\tilde{I}, \tilde{X})^\top \widehat{\text{Cov}}_k(\tilde{I}, \tilde{X}),$$

$$C_{XY} := m \widehat{\text{Cov}}(\tilde{I}, \tilde{X})^\top \widehat{\text{Cov}}(I, Y).$$

and

$$\begin{aligned} \hat{g}(\beta) &:= C_{XY} - C_{XX}\beta \\ &= \frac{m}{K} \sum_{k=1}^K \widehat{\text{Cov}}_k(\tilde{I}, \tilde{X})^\top \\ &\quad \left(\widehat{\text{Cov}}(I, Y) - \frac{1}{K-1} \sum_{h \neq k} \widehat{\text{Cov}}_h(\tilde{I}, \tilde{X})\beta \right). \end{aligned}$$

Define the SPLITUP estimator

$$\begin{aligned}\hat{\beta}_{\text{GMM}}^{\text{UP,HD}}(W_N) &:= \arg \min_{\beta} \hat{g}(\beta)^\top W_N^{-1} \hat{g}(\beta) \\ &= (C_{XX}^\top W_N^{-1} C_{XX})^{-1} C_{XX}^\top W_N^{-1} C_{XY},\end{aligned}$$

where W_N is a weight matrix such that $W_N \rightarrow W_0$ as $m \rightarrow \infty$ and where W_0 is positive definite. The key property is that C_{XX} is built from *independent* views of $\text{Cov}(I, X)$, so $\mathbb{E}[C_{XX}] = m \text{Cov}(I, X) \text{Cov}(I, X)^\top$ without measurement-error.

Assumption 4. Assume $d \in \mathbb{N}$ and $K \geq 2$ are fixed, and $n/m \rightarrow r$, $\tilde{n}/m \rightarrow \tilde{r}$ as $m \rightarrow \infty$. Additionally, assume all of the following.

- (i) Assumption 1 holds, we use the centering convention and boundedness of fourth moments.
- (ii) The limit

$$Q := \lim_{m \rightarrow \infty} m \text{Cov}(\tilde{I}, \tilde{X})^\top \text{Cov}(\tilde{I}, \tilde{X}) \in \mathbb{R}^{d \times d}$$

exists and is positive definite.

- (iii) Writing $\Sigma_{IX} := \text{Var}(\text{vec}(\tilde{I}\tilde{X})) \in \mathbb{R}^{md \times md}$ and $\Sigma_{IY} := \text{Var}(IY) \in \mathbb{R}^{m \times m}$, there exists $C < \infty$ such that uniformly for all $m \in \mathbb{N}$

$$m \|\Sigma_{IX}\|_{\text{op}} \leq C \quad \text{and} \quad m \|\Sigma_{IY}\|_{\text{op}} \leq C.$$

Assumption 4 (ii) replaces (3.2) from the low-dimensional case. Assumption 4 (iii) imposes a uniform bound on the operator norms of the covariance of IX and IY , meaning that the cross-sectional noise in the first stage and reduced form does not explode as the number of instruments grows.

Example 4.6 (categorical instruments). Let $K \sim \text{Unif}\{1, \dots, m\}$, $\tilde{I} = e_K$, and $I = \tilde{I} - \mathbb{E}[\tilde{I}] = e_K - \frac{1}{m} \mathbb{1}$. Consider a categorical first stage

$$X = \mu^\top \tilde{I} + \varepsilon = \mu_K + \varepsilon, \quad \mathbb{E}[\varepsilon \mid K] = 0,$$

and assume uniformly bounded 8th moments and

$$\text{Var}(\mu^\top \tilde{I}) = \frac{1}{m} \|\mu - \bar{\mu} \mathbb{1}\|_2^2 \rightarrow Q \in (0, \infty).$$

Then

$$\begin{aligned}\text{Cov}(I, X) &= \mathbb{E}[IX] = \frac{1}{m} (\mu - \bar{\mu} \mathbb{1}), \\ m \|\text{Cov}(I, X)\|_2^2 &= \frac{1}{m} \|\mu - \bar{\mu} \mathbb{1}\|_2^2 \rightarrow Q,\end{aligned}$$

so Assumption 4 (ii) holds (here $d = 1$). For Assumption 4 (iii), write $Z = IX \in \mathbb{R}^m$. For each coordinate i ,

$$Z_i = (\mathbb{1}\{K = i\} - 1/m)X,$$

so $\text{Var}(Z_i) = O(1/m)$ and for $i \neq j$ we have $|\text{Cov}(Z_i, Z_j)| = O(1/m^2)$. Therefore each row sum of $\Sigma_{IX} = \text{Var}(IX)$ is $O(1/m)$, implying

$$\|\Sigma_{IX}\|_{\text{op}} \leq \|\Sigma_{IX}\|_1 = O(1/m),$$

hence

$$m \|\Sigma_{IX}\|_{\text{op}} = O(1)$$

uniformly in m . The same argument applies to $\Sigma_{IY} = \text{Var}(IY)$ (under bounded second moments of Y), giving $m \|\Sigma_{IY}\|_{\text{op}} = O(1)$. Finally,

$$\text{tr}(\Sigma_{IX}) = \sum_{i=1}^m \text{Var}(Z_i) \rightarrow b \in (0, \infty)$$

provided $\mathbb{E}[X^2]$ stays bounded away from 0.

Theorem 4.7 (Consistency). Assume Assumption 4. Let $d \in \mathbb{N}$ and $K \geq 2$ be fixed, and $n/m \rightarrow r \in (0, \infty)$, $\tilde{n}/m \rightarrow \tilde{r} \in (0, \infty)$. Let $W_N \in \mathbb{R}^{d \times d}$ be a sequence of positive definite weight matrices such that $W_N \rightarrow W_0$ in probability with $W_0 \succ 0$. Then

$$\hat{\beta}_{\text{GMM}}^{\text{UP,HD}}(W_N) \xrightarrow{P} \beta^*.$$

4.2.1 High-dimensional instrument with sparse β^* : ℓ_1 -regularized cross-moment GMM

We assume that $n = rm$ and $\tilde{n} = \tilde{r}m$ for the constants $r, \tilde{r} \in (0, \infty)$, while the causal effect is sparse with $s^* := \|\beta^*\|_0 \ll d$. Define the ℓ_1 -penalized estimator

$$\begin{aligned}\hat{\beta}_{\text{GMM}, \ell_1}^{\text{UP,HD}}(W_m) &\in \arg \min_{\beta \in \mathbb{R}^d} \frac{1}{2} \|W_m^{1/2} (C_{XY} - C_{XX}\beta)\|_2^2 \\ &\quad + \lambda_m \|\beta\|_1.\end{aligned}$$

We take $\lambda_m \asymp 1/\sqrt{m}$.⁵

Assumption 5. Assume all of the following.

- (i) Assumption 1, the centering convention and with bounded fourth moments.
- (ii) The limit $Q := \lim_{m \rightarrow \infty} m \text{Cov}(\tilde{I}, \tilde{X})^\top \text{Cov}(\tilde{I}, \tilde{X})$ exists and is well-defined.
- (iii) There is W_0 positive definite such that $W_m \xrightarrow{P} W_0$.
- (iv) There exists $\kappa > 0$ such that for all supports $S \subset [d]$ with $|S| = s^*$ we have

$$\kappa \leq \inf_{\Delta: \|\Delta_{S^c}\|_1 \leq 3\|\Delta_S\|_1} \frac{\Delta^\top (Q^\top W_0 Q) \Delta}{\|\Delta\|_2^2}.$$

- (v) Assumption 4 (iii) holds.

⁵In practice, one often uses cross-validation or an information criterion to choose λ .

Assumption 5 (iv) is a standard assumption in the Lasso literature (see, e.g., Bühlmann and Van De Geer [2011]).

Theorem 4.8. *Let $S^* := \text{supp}(\beta^*)$ with $|S^*| = s^*$. Under Assumption 5 and $\lambda_m \asymp \sqrt{1/m}$, the estimator $\hat{\beta}_{\text{GMM}, \ell_1}^{\text{UP, HD}}$ satisfies*

$$\|\hat{\beta}_{\text{GMM}, \ell_1}^{\text{UP, HD}}(W_m) - \beta^*\|_2 = O_p\left(\sqrt{\frac{s^*}{m}}\right).$$

If, in addition, there exists $c > 0$ such that $\min_{j \in S^*} |\beta_j^*| \geq c$ (beta-min), then

$$\hat{S}(W_m) := \{j \in [d] \mid |\hat{\beta}_{\text{GMM}, \ell_1}^{\text{UP, HD}}(W_m)|_j \geq c/2\} \xrightarrow{P} S^*.$$

4.3 Variance Reduction in Practice

In finite samples, cross-fitting stabilizes the denominator by removing the leading measurement-error bias, but it can introduce additional variability through random splitting. We therefore use two simple variance-reduction devices that preserve consistency and leave the preceding theory unchanged. All methods described in this section are detailed in Section C.

Monte Carlo averaging over random splits. To reduce the finite-sample variance introduced by sample splitting, we repeat the random split multiple times and average the resulting estimates of C_{XX} . Each split-specific estimator is consistent for the same population target, hence their average remains consistent. Consequently, all results from the previous subsections apply verbatim to the averaged estimator.

Closed form for the infinite-split average. A natural question is whether the split-average admits a closed form when we average over *all* possible splits. The answer is yes. We fix the (\tilde{I}, \tilde{X}) sample and consider $K = 2$ splits into two equal halves. The cross-fit denominator for a split (A, B) is

$$C_{XX}(A, B) := m \widehat{\text{Cov}}_A(\tilde{I}, \tilde{X})^\top \widehat{\text{Cov}}_B(\tilde{I}, \tilde{X}).$$

If we draw $H \in \mathbb{N}$ i.i.d. random splits $(A_1, B_1), \dots, (A_H, B_H)$ and let $H \rightarrow \infty$, the Monte Carlo average converges (conditional on the data) to the conditional expectation over a uniform random

split. This expectation has the closed form

$$\begin{aligned} \frac{1}{m} \bar{C}_{XX} &:= \lim_{H \rightarrow \infty} \frac{1}{H} \sum_{h=1}^H C_{XX}(A_h, B_h) \\ &= \frac{1}{n(n-1)} \sum_{i \neq j} (\tilde{I}_i \tilde{X}_i^\top)^\top (\tilde{I}_j \tilde{X}_j^\top) \\ &= \frac{n}{n-1} \widehat{\text{Cov}}(\tilde{I}, \tilde{X})^\top \widehat{\text{Cov}}(\tilde{I}, \tilde{X}) \\ &\quad - \frac{1}{n(n-1)} \sum_{i=1}^n (\tilde{I}_i \tilde{X}_i^\top)^\top (\tilde{I}_i \tilde{X}_i^\top). \end{aligned}$$

Thus, the $H \rightarrow \infty$ split-average equals the usual plug-in quadratic form $\widehat{\text{Cov}}(\tilde{I}, \tilde{X})^\top \widehat{\text{Cov}}(\tilde{I}, \tilde{X})$ minus a diagonal ‘self-inner-product’ correction. This correction is what removes the measurement-error bias present in the denominator in (4.6). The proof is given in Section H.7.

5 Experiments

We compare SPLITUP and UP-GMM against standard two-sample baselines (TS-IV and TS-2SLS) on synthetic and real-world data. Implementation details, hyperparameters, and data-generation specifics are deferred to Section D, additional experiments to Section E.

5.1 Synthetic Experiments

We study three regimes with categorical instruments (the corresponding experiments with continuous instruments are reported in Section E): finite-dimensional instruments with sparse β^* (Setting 1), high-dimensional instruments with dense β^* (Setting 2), and high-dimensional instruments with sparse β^* (Setting 3). Throughout, we use balanced categories and balanced sample sizes ($\tilde{n} = n$). We also report results as a function of the sample-to-instrument ratio $\frac{n}{m}$ which matches the high-dimensional scaling used in Section 3.2. Furthermore, TS-IV and TS-2SLS are numerically equivalent for the categorical setting with balanced samples size. We therefore report TS-2SLS only in the continuous settings. For all experiments, shaded regions indicate confidence intervals around the mean computed over 50 independent runs.

In particular, for SPLITUP we consider (a) Monte Carlo averaging over random splits (with H splits) and (b) the closed-form infinite-split version, denoted SPLITUP (analytic). As shown in Figure 7, SPLITUP with $H = 10$ and SPLITUP (analytic) are numerically indistinguishable in our setting; we therefore report SPLITUP (analytic) in all remaining plots.

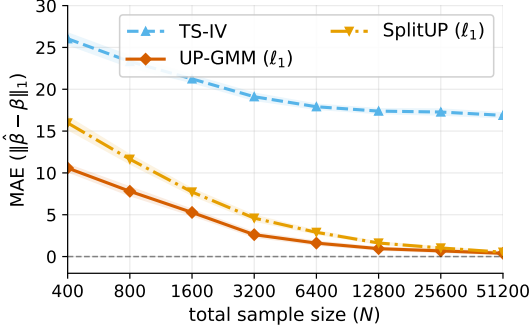


Figure 3: **Setting 1 (finite-dimensional instruments; sparse β^*)**. We compare TS-IV, UP-GMM (with ℓ_1 regularization), and SPLITUP (with ℓ_1 regularization) on data with finite-dimensional instruments and a sparse β^* . Both UP-GMM and SPLITUP are consistent, whereas the estimation error of TS-IV does not vanish even at large sample sizes. Because this setting is low-dimensional, the bias correction in SPLITUP is unnecessary and because of the increased variance SPLITUP performs worse than UP-GMM, especially for small sample sizes.

Setting 1: Finite-dimensional instruments, sparse β^* . Results are shown in Figure 3. In this regime, the moment matrix can be rank-deficient even asymptotically, so the unregularized TS-IV estimator does not leverage sparsity and fails to recover β^* reliably. In contrast, both UP-GMM and SPLITUP exploit the sparse structure and empirically approach the oracle target as n increases. For small and moderate sample sizes, UP-GMM typically performs slightly better than SPLITUP: cross-fitting is not needed to remove high-dimensional measurement-error bias here and the splitting in SPLITUP slightly increases variance.

Setting 2: High-dimensional instruments, dense β^* . Results are shown in Figure 4. In the high-dimensional instrument regime, the naive plug-in denominator induces a persistent measurement-error bias in two-sample IV (see Section 4.2), making both TS-IV and UP-GMM asymptotically biased. The cross-moment construction in SPLITUP removes this bias and is the only method that remains consistent in this setting. As predicted by the theory, the bias of the naive estimators decreases as n/m increases, i.e., as the problem becomes less high-dimensional.

Setting 3: High-dimensional instruments, sparse β^* . Results are shown in Figure 5. This setting combines the challenges from Settings 1 and 2:

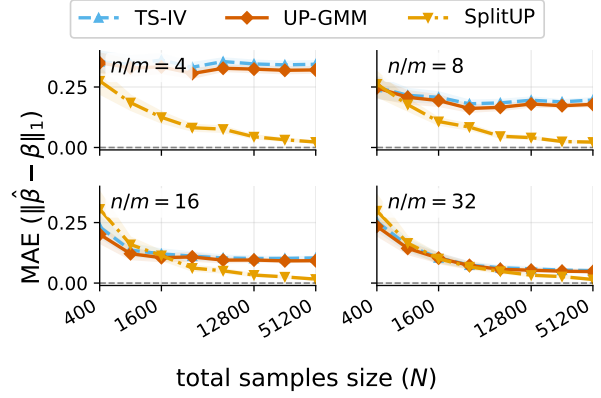


Figure 4: **Setting 2 (high-dimensional instruments; dense β^*)**. In the high-dimensional instrument regime, the naive plug-in denominator induces a persistent measurement-error bias in two-sample IV, so both TS-IV and UP-GMM remain asymptotically biased. The cross-moment denominator in SPLITUP removes this bias and is the only method that is consistent in this setting. Consistent with the theory, the bias of the naive estimators decreases as n/m increases, i.e., as the problem becomes less high-dimensional.

identification relies on sparsity, and high-dimensional instruments induce measurement-error bias for plug-in denominators. Consequently, TS-IV suffers from both effects, while UP-GMM addresses the sparse identification aspect but still inherits the high-dimensional measurement-error bias. By combining sparsity with a cross-fit denominator, SPLITUP is consistent and empirically achieves the smallest error as n grows. We also observe a transient ‘peaking’ of TS-IV in Setting 3, where the MAE sharply increases at intermediate sample sizes before decreasing again. This effect is caused by near-singularity of the dense plug-in Gram matrix in the low-rank first-stage regime and its location shifts with n/m because the instability is governed by a critical instrument dimension m_* and thus occurs around $n_* \approx (n/m) m_*$; see Section F.

References

- Theodore W Anderson and Herman Rubin. Estimation of the parameters of a single equation in a complete system of stochastic equations. *The Annals of mathematical statistics*, 20(1):46–63, 1949.
- Isaiah Andrews, James H. Stock, and Liyang Sun. Weak instruments in instrumental variables regression: Theory and practice. *Annual Review*

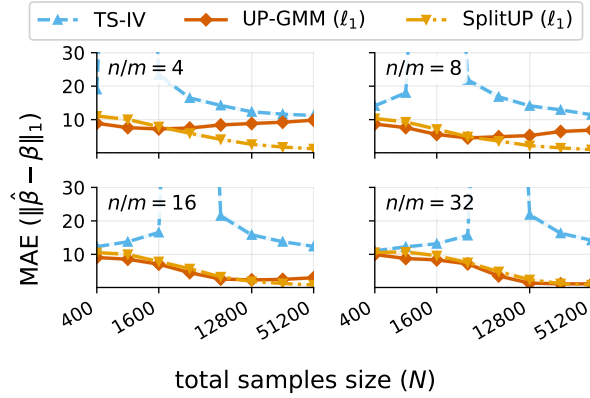


Figure 5: **Setting 3 (high-dimensional instruments; sparse β^*)**. This setting combines sparse identification with high-dimensional measurement-error bias from plug-in denominators. As a result, TS-IV suffers from both effects, while UP-GMM addresses the sparsity aspect but still inherits the high-dimensional bias. By combining sparsity with a cross-fit denominator, SPLITUP is consistent and achieves the smallest error as n grows. We also observe a transient peaking phenomenon for TS-IV, where the MAE sharply increases at intermediate sample sizes before decreasing again; this is driven by near-singularity of the dense plug-in Gram matrix in the low-rank first-stage regime, and the peak location shifts with n/m (see Section F).

of Economics, 11:727–753, 2019. doi: 10.1146/annurev-economics-080218-025643.

Joshua Angrist and Guido Imbens. Identification and estimation of local average treatment effects, 1995.

Joshua D Angrist and Alan B Krueger. Does compulsory school attendance affect schooling and earnings? *The quarterly journal of economics*, 106(4): 979–1014, 1991.

Joshua D. Angrist and Alan B. Krueger. The effect of age at school entry on educational attainment: An application of instrumental variables with moments from two samples. *Journal of the American Statistical Association*, 87(418):328–336, 1992. doi: 10.1080/01621459.1992.10475217.

Joshua D Angrist and Alan B Krueger. Split-sample instrumental variables estimates of the return to schooling. *Journal of Business & Economic Statistics*, 13(2):225–235, 1995.

Joshua D Angrist and Jörn-Steffen Pischke. *Mostly harmless econometrics: An empiricist’s companion*. Princeton university press, 2009.

Joshua D Angrist, Guido W Imbens, and Donald B Rubin. Identification of causal effects using instrumental variables. *Journal of the American statistical Association*, 91(434):444–455, 1996.

Paul A. Bekker. Alternative approximations to the distributions of instrumental variable estimators. *Econometrica*, 62(3):657–681, 1994. doi: 10.2307/2951731.

Alexandre Belloni, Victor Chernozhukov, and Christian Hansen. Sparse models and methods for optimal instruments with an application to eminent domain. *Econometrica*, 80(6):2369–2429, 2012. doi: 10.3982/ECTA9626.

Alexandre Belloni, Victor Chernozhukov, and Christian Hansen. Inference on treatment effects after selection among high-dimensional controls. *Review of Economic Studies*, 81(2):608–650, 2014. doi: 10.1093/restud/rdt044.

Alexandre Belloni, Christian Hansen, and Whitney Newey. High-dimensional linear models with many endogenous variables. *Journal of Econometrics*, 228(1):4–26, 2022.

Jack Bowden, George Davey Smith, and Stephen Burgess. Mendelian randomization with invalid instruments: effect estimation and bias detection through egger regression. *International journal of epidemiology*, 44(2):512–525, 2015.

Peter Bühlmann and Sara Van De Geer. *Statistics for high-dimensional data: methods, theory and applications*. Springer Science & Business Media, 2011.

Stephen Burgess, Adam Butterworth, and Simon G Thompson. Mendelian randomization analysis with multiple genetic variants using summarized data. *Genetic epidemiology*, 37(7):658–665, 2013.

Stephen Burgess, Neil M Davies, and Simon G Thompson. Bias due to participant overlap in two-sample mendelian randomization. *Genetic epidemiology*, 40(7):597–608, 2016.

Mehmet Caner. Lasso-type gmm estimator. *Econometric Theory*, 25(1):270–290, 2009.

Chen Chen, Min Ren, Min Zhang, and Dabao Zhang. A two-stage penalized least squares method for constructing large systems of structural equations. *Journal of Machine Learning Research*, 19(2):1–34, 2018.

- Jaerim Choi, Jiaying Gu, and Shu Shen. Weak-instrument robust inference for two-sample instrumental variables regression. *Journal of Applied Econometrics*, 33(1):109–125, 2018. doi: 10.1002/jae.2592.
- Angus Deaton. Panel data from time series of cross-sections. *Journal of econometrics*, 30(1-2):109–126, 1985.
- Stephen G. Donald and Whitney K. Newey. Choosing the number of instruments. *Econometrica*, 69(5):1161–1191, 2001. doi: 10.1111/1468-0262.00239.
- Jianqing Fan and Yuan Liao. Endogeneity in high dimensions. *Annals of statistics*, 42(3):872, 2014.
- Wayne A Fuller. Some properties of a modification of the limited information estimator. *Econometrica: Journal of the Econometric Society*, pages 939–953, 1977.
- David Gold, Johannes Lederer, and Jing Tao. Inference for high-dimensional instrumental variables regression. *Journal of Econometrics*, 217(1):79–111, 2020.
- Sander Greenland and Matthew P Longnecker. Methods for trend estimation from summarized dose-response data, with applications to meta-analysis. *American journal of epidemiology*, 135(11):1301–1309, 1992.
- Christian B. Hansen, Jerry Hausman, and Whitney K. Newey. Estimation with many instrumental variables. *Journal of Business & Economic Statistics*, 26(4):398–422, 2008. doi: 10.1198/073500108000000024.
- Lars Peter Hansen. Large sample properties of generalized method of moments estimators. *Econometrica: Journal of the econometric society*, pages 1029–1054, 1982.
- Fernando Pires Hartwig, Neil Martin Davies, Gibran Hemani, and George Davey Smith. Two-sample mendelian randomization: avoiding the downsides of a powerful, widely applicable but potentially fallible technique, 2016.
- Fernando Pires Hartwig, George Davey Smith, and Jack Bowden. Robust inference in summary data mendelian randomization via the zero modal pleiotropy assumption. *International journal of epidemiology*, 46(6):1985–1998, 2017.
- Shimeng Huang, Niklas Pfister, and Jack Bowden. Sparse causal effect estimation using two-sample summary statistics in the presence of unmeasured confounding. *arXiv preprint arXiv:2410.12300*, 2024.
- Atsushi Inoue and Gary Solon. Two-sample instrumental variables estimators. *The Review of Economics and Statistics*, 92(3):557–561, 2010.
- Gary King, Martin A Tanner, and Ori Rosen. *Ecological inference: New methodological strategies*. Cambridge University Press, 2004.
- Dom Kirkham, Riccardo Masina, Stephen-John Sammut, Sach Mukherjee, and Oscar M Rueda. Interventionally-guided representation learning for robust and interpretable ai models in cancer medicine. *bioRxiv*, pages 2025–07, 2025.
- Kai Lagemann, Christian Lagemann, Bernd Taschler, and Sach Mukherjee. Deep learning of causal structures in high dimensions under data limitations. *Nature Machine Intelligence*, 5(11):1306–1316, 2023.
- Wei Lin, Rui Feng, and Hongzhe Li. Regularization methods for high-dimensional instrumental variables regression with an application to genetical genomics. *Journal of the American Statistical Association*, 110(509):270–288, 2015.
- Romain Lopez, Jan-Christian Hütter, Jonathan Pritchard, and Aviv Regev. Large-scale differentiable causal discovery of factor graphs. *Advances in Neural Information Processing Systems*, 35:19290–19303, 2022.
- Jean Morrison, Nicholas Knoblauch, Joseph H Marcus, Matthew Stephens, and Xin He. Mendelian randomization accounting for correlated and uncorrelated pleiotropic effects using genome-wide summary statistics. *Nature genetics*, 52(7):740–747, 2020.
- David Pacini and Frank Windmeijer. Robust inference for the two-sample 2sls estimator. *Economics letters*, 146:50–54, 2016.
- Pedro R Peres-Neto, Stéphane Dray, and Cajo JF ter Braak. Linking trait variation to the environment: critical issues with community-weighted mean correlation resolved by the fourth-corner approach. *Ecography*, 40(7):806–816, 2017.
- Niklas Pfister and Jonas Peters. Identifiability of sparse causal effects using instrumental variables. In *Uncertainty in Artificial Intelligence*, pages 1613–1622. PMLR, 2022.

- Brandon L Pierce and Stephen Burgess. Efficient design for mendelian randomization studies: sub-sample and 2-sample instrumental variable estimators. *American journal of epidemiology*, 178(7):1177–1184, 2013.
- Guanghao Qi and Nilanjan Chatterjee. Mendelian randomization analysis using mixture models for robust and efficient estimation of causal effects. *Nature communications*, 10(1):1941, 2019.
- Joseph M. Replogle, Reuben A. Saunders, Angela N. Pogson, Jeffrey A. Hussmann, Alexander Lenail, Alina Guna, Lauren Mascibroda, Eric J. Wagner, Karen Adelman, Gila Lithwick-Yanai, et al. Mapping information-rich genotype-phenotype landscapes with genome-scale perturb-seq. *Cell*, 185(14):2559–2575, 2022.
- Zhentao Shi. Estimation of sparse structural parameters with many endogenous variables. *Econometric Reviews*, 35(8-10):1582–1608, 2016.
- Douglas Staiger and James H. Stock. Instrumental variables regression with weak instruments. *Econometrica*, 65(3):557–586, 1997. doi: 10.2307/2171753.
- James H. Stock and Motohiro Yogo. Testing for weak instruments in linear IV regression. In Donald W. K. Andrews and James H. Stock, editors, *Identification and Inference for Econometric Models: Essays in Honor of Thomas Rothenberg*, pages 80–108. Cambridge University Press, 2005.
- Dingke Tang, Dehan Kong, and Linbo Wang. The synthetic instrument: From sparse association to sparse causation. *arXiv preprint arXiv:2304.01098*, 2023.
- Robert Tibshirani. Regression shrinkage and selection via the lasso. *Journal of the Royal Statistical Society Series B: Statistical Methodology*, 58(1):267–288, 1996.
- Wanjuan Yang, Jorge Soares, Patricia Greninger, Elena J Edelman, Howard Lightfoot, Simon Forbes, Nidhi Bindal, Dave Beare, James A Smith, I Richard Thompson, et al. Genomics of drug sensitivity in cancer (gdsc): a resource for therapeutic biomarker discovery in cancer cells. *Nucleic acids research*, 41(D1):D955–D961, 2012.
- Qingyuan Zhao, Jingshu Wang, Wes Spiller, Jack Bowden, and Dylan S Small. Two-sample instrumental variable analyses using heterogeneous samples. *Statistical Science*, 34(2):317–333, 2019.
- Ying Zhu. Sparse linear models and l1-regularized 2sls with high-dimensional endogenous regressors and instruments. *Journal of Econometrics*, 202(2):196–213, 2018.

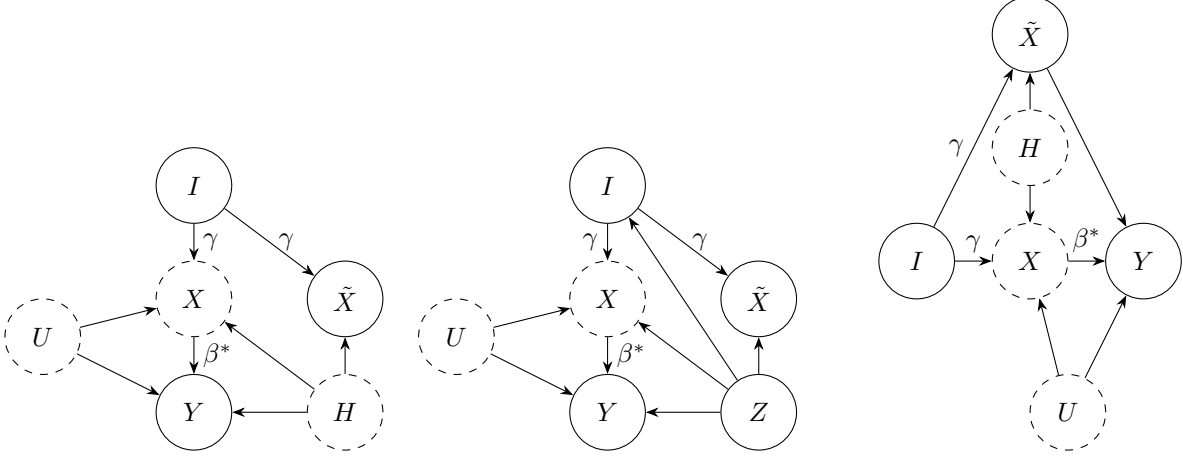


Figure 6: Various causal graphs induced by SCMs. Although the shown graphs substantially deviate from the standard two-sample IV setting identification (under appropriate rank conditions) is still possible within our setup.

A Examples of Distributions Satisfying Assumption 1

Assumption 1 (and (2.1)) is rather general: many distributions satisfy Assumption 1 while deviating substantially from the standard two-sample IV setup. In this section, we assume that the data are generated by structural causal models (SCMs) whose induced graphs are shown in Figure 6. The parameter of interest is β^* . We assume that the instrument I affects X and \tilde{X} in the same way up to second moments, which we depict by a shared coefficient γ .

Example 1. In this example there is no \tilde{Y} variable. The variables X , Y , and \tilde{X} are confounded by an unobserved variable, and we may have $I = \tilde{I}$. If the distribution is generated by an SCM with induced graph given by Figure 6 (left), then Assumption 1 is satisfied. Under the usual additional conditions (a rank condition in the dense setting and a restricted nullspace condition in the sparse setting), β^* remains identifiable.

Example 2. In addition, there may be an observed confounder Z that affects X , \tilde{X} , and Y ; see Figure 6 (middle). In this case, Assumption 1 holds conditional on Z , i.e., $\text{Cov}(I, Y \mid \tilde{X}, Z) = \beta^* \text{Cov}(I, \tilde{X} \mid Z)$. With the same additional conditions as above (rank in the dense case; restricted nullspace in the sparse case), identification again follows.

Example 3. Finally, consider the setting without \tilde{I} and without \tilde{Y} , where \tilde{X} directly affects Y ; see Figure 6 (right). In general, this violates Assumption 1. Nevertheless, the adjusted moment relation $\text{Cov}(I, Y \mid \tilde{X}) = \beta^* \text{Cov}(I, \tilde{X})$ still holds, so the same identification arguments apply. In particular, under appropriate conditions (a rank condition for $\text{Cov}(I, \tilde{X})$ in the dense setting, and a restricted nullspace condition for $m \text{Cov}(I, \tilde{X})^\top \text{Cov}(I, \tilde{X})$ in the sparse setting), β^* is identifiable.

B Categorical Instruments: Environments without Features as Instruments

Assume I is categorical with $m \in \mathbb{N}$ domains and is encoded one-hot as $I \in \{e_1, \dots, e_m\} \subset \mathbb{R}^m$, where e_k is the k th standard basis vector. Suppose that the domain frequencies match across the two samples, with all domains equally likely: $\mathbb{P}(I = e_k) = \mathbb{P}(\tilde{I} = e_k) = \frac{1}{m}$ for all $k \in [m]$. Let $n_k = \sum_{i=1}^n \mathbb{1}\{I_i = e_k\}$ and $\tilde{n}_k = \sum_{j=1}^{\tilde{n}} \mathbb{1}\{\tilde{I}_j = e_k\}$ denote the domain counts in the Y - and X -samples, respectively, and define the

Algorithm 1 TS-IV (ridge-stabilized)

- 1: **Input:** $\{(I_i, Y_i)\}_{i=1}^n, \{(\tilde{I}_j, \tilde{X}_j)\}_{j=1}^{\tilde{n}}, \text{ridge } \lambda > 0$
 - 2: Compute $a := \widehat{\text{Cov}}(I, Y) \in \mathbb{R}^m$
 - 3: Compute $B := \widehat{\text{Cov}}(\tilde{I}, \tilde{X}) \in \mathbb{R}^{m \times d}$
 - 4: Solve $(B^\top B + \lambda \text{Id}_d) \hat{\beta} = B^\top a$
 - 5: **Output:** $\hat{\beta}$
-

Algorithm 2 TS-2SLS (ridge-stabilized)

- 1: **Input:** $\{(I_i, Y_i)\}_{i=1}^n, \{(\tilde{I}_j, \tilde{X}_j)\}_{j=1}^{\tilde{n}}, \text{ridge } \lambda > 0$
 - 2: First stage: $\Gamma := (\tilde{I}^\top \tilde{I} + \lambda I_m)^{-1} \tilde{I}^\top \tilde{X}$
 - 3: Predict in Y -sample: $\hat{X} := I\Gamma$
 - 4: Second stage: solve $(\hat{X}^\top \hat{X} + \lambda \text{Id}_d) \hat{\beta} = \hat{X}^\top Y$
 - 5: **Output:** $\hat{\beta}$
-

within-domain sample means

$$\bar{Y}_k = \frac{1}{n_k} \sum_{i: I_i = e_k} Y_i, \quad \bar{X}_k = \frac{1}{\tilde{n}_k} \sum_{j: \tilde{I}_j = e_k} \tilde{X}_j.$$

under equal domain probabilities and matched empirical shares, $n_k/n = \tilde{n}_k/\tilde{n} = 1/m$ for all k . Then TS-2SLS, TS-IV and UP-GMM ($\hat{\beta}_{\text{GMM}}^{\text{UP}}(\text{Id})$) are the same estimator and are equivalent to OLS on the category means:

$$\hat{\beta}_{\text{GMM}}^{\text{UP}}(\text{Id}) = \left(\sum_{k=1}^m \bar{X}_k \bar{X}_k^\top \right)^{-1} \left(\sum_{k=1}^m \bar{X}_k \bar{Y}_k \right).$$

C Algorithm Details

In total we consider 6 algorithms: TS-IV, TS-2SLS, UP-GMM, SPLITUP, SPLITUP (analytic) and naive OLS. For each method, we give a short intuitive description and a compact pseudocode block.

TS-IV. TS-IV solves the unpaired moment equation $\text{Cov}(I, Y) = \text{Cov}(\tilde{I}, \tilde{X})\beta$ by plugging in empirical cross-covariances from the two samples. For numerical stability we use a small (10^{-10}) ridge-stabilization. Note that UP-GMM with $W_N = \text{Id}$ is equivalent to TS-IV. The pseudocode for TS-IV is given in Algorithm 1.

TS-2SLS. TS-2SLS is two-stage least squares with unpaired data: first learn the mapping from instruments to covariates on the (\tilde{I}, \tilde{X}) sample, then use instruments in the (I, Y) sample to predict the missing covariates, and finally regress Y on the predicted covariates. We again add a small ridge penalty (10^{-10}) for numerical stability. The pseudocode for TS-2SLS is given in Algorithm 2.

UP-GMM. UP-GMM is a GMM estimator for the same unpaired moment condition as TS-IV, but it optionally uses an estimated optimal weight matrix and includes ℓ_1 -regularization for settings with sparse β^* . Intuitively, some moment coordinates are noisier than others because they come from two different samples; optimal weighting downweights noisy moments. A sparse variant adds an ℓ_1 penalty and can refit on the selected support. We add a small ridge penalty (10^{-10}) for numerical stability. For all experiments we set `optimal weight = True` and if β^* is sparse we additionally set `l1 = True` and `post-refit = True`. The pseudocode for UP-GMM is given in Algorithm 3.

SplitUP. In the high-dimensional instrument regime, the plug-in denominator $B^\top B$ has measurement-error bias that does not vanish with m . SPLITUP removes this by forming a cross-moment denominator from

Algorithm 3 UP-GMM

```
1: Input: data, ridge  $\lambda > 0$ , option optimal weight, option l1, option post-refit
2:  $a := \widehat{\text{Cov}}(I, Y)$ ,  $B := \widehat{\text{Cov}}(\tilde{I}, \tilde{X})$ 
3: Init:  $\hat{\beta}^{(0)} := (B^\top B + \lambda \text{Id}_d)^{-1} B^\top a$ 
4: if optimal weight then
5:   Estimate moment covariance  $\hat{\Omega}$  using  $IY$  and  $\tilde{I}(\tilde{X}^\top \hat{\beta}^{(0)})$  (see (G.1))
6:   Set  $W := (\hat{\Omega} + \lambda I_m)^{-1}$ 
7: else
8:   Set  $W := I_m$ 
9: end if
10: if l1 is false then
11:   Solve  $(B^\top W B + \lambda \text{Id}_d) \hat{\beta} = B^\top W a$ 
12: else
13:   Solve  $\hat{\beta} \in \arg \min_{\beta} \frac{1}{2} \|W^{1/2}(a - B\beta)\|_2^2 + \lambda \|\beta\|_1$ 
14:   if post-refit then
15:     Let  $\hat{S} := \{j : |\hat{\beta}_j| > 0\}$  and refit dense UP-GMM restricted to  $\hat{S}$ 
16:   end if
17: end if
18: Output:  $\hat{\beta}$ 
```

independent folds of the (\tilde{I}, \tilde{X}) sample. It then solves $C_{XX}\beta = C_{XY}$, optionally with ℓ_1 regularization and post-refit. We add a small ridge penalty (10^{-10}) for numerical stability. For all experiments we choose $K = 2$, $H = 10$, and for sparse β^* we additionally set **l1** = **True** and **post-refit** = **True**. The pseudocode for SPLITUP is given in Algorithm 5.

SplitUP (analytic). SPLITUP (analytic) replaces Monte Carlo splitting by the closed-form infinite-split limit of the cross-fit denominator. Intuitively, it equals the usual quadratic form minus a self-inner-product correction that removes the leading measurement-error bias. We add a small ridge penalty (10^{-10}) for numerical stability. For sparse β^* we set **l1** = **True** and **post-refit** = **True**. The pseudocode for SPLITUP is given in Algorithm 7.

Naive OLS. Naive OLS randomly pairs \tilde{X} rows with Y rows and runs OLS. This ignores the missing joint structure and does not target the IV moment condition; it serves only as a baseline.

D Data Generating Processes

All synthetic experiments follow the unpaired IV model in (2.1). We generate two independent samples: a Y -sample $\{(I_i, Y_i)\}_{i=1}^n$ and an X -sample $\{(\tilde{I}_j, \tilde{X}_j)\}_{j=1}^{\tilde{n}}$, where X is latent in the Y -sample and \tilde{Y} is latent in the X -sample. Hidden confounding is introduced via a latent variable U that affects both X and Y . Throughout, we use balanced sample sizes of the form

$$n = mr, \quad \tilde{n} = m\tilde{r},$$

where m denotes the number (or dimension) of instruments and r, \tilde{r} control the sample-to-instrument ratios. In all settings, the two samples share the same first-stage cross-moment (Assumption 1.(i)) by construction.

Common structural equations. We generate latent covariates and outcomes via

$$X = \mu(I) + \gamma_x U + \varepsilon_x, \quad Y = X^\top \beta^* + \gamma_y U + \varepsilon_y, \quad \tilde{X} = \mu(\tilde{I}) + \gamma_x \tilde{U} + \tilde{\varepsilon}_x,$$

where $U, \tilde{U} \sim \mathcal{N}(0, \sigma_u^2)$ is an unobserved confounder and $\tilde{\varepsilon}_x, \varepsilon_x, \varepsilon_y$ are mean-zero noise terms. The dependence of Y on U implies endogeneity ($\mathbb{E}[\varepsilon | X] \neq 0$), while exogeneity with respect to the instrument is enforced by construction ($\mathbb{E}[\varepsilon | I] = 0$).

Algorithm 4 FOLDCrossCOV: compute $B_k = \widehat{\text{Cov}}_k(\tilde{I}, \tilde{X})$

```

1: Input: fold data  $\{(\tilde{I}_j, \tilde{X}_j)\}_{j \in F_k}$  with  $|F_k| = n_k$ 
2: Output:  $B_k \in \mathbb{R}^{m \times d}$ 
3: if  $\tilde{I}$  is one-hot (categorical) then
4:   Compute fold mean  $\bar{X} := \frac{1}{n_k} \sum_{j \in F_k} \tilde{X}_j$ 
5:   for each environment  $e \in [m]$  do
6:      $J_{k,e} := \{j \in F_k : \tilde{I}_j = e\}$ ,  $n_{k,e} := |J_{k,e}|$ ,  $p_{k,e} := n_{k,e}/n_k$ 
7:     if  $n_{k,e} > 0$  then
8:        $\bar{X}_{k,e} := \frac{1}{n_{k,e}} \sum_{j \in J_{k,e}} \tilde{X}_j$ 
9:     else
10:       $\bar{X}_{k,e} := \bar{X}$ 
11:     end if
12:     Set row  $e$  of  $B_k$  as  $(B_k)_{e,:} := p_{k,e} (\bar{X}_{k,e} - \bar{X})^\top$ 
13:   end for
14: else
15:   Center columns:  $\tilde{I}_c := \tilde{I} - \frac{1}{n_k} \sum_{j \in F_k} \tilde{I}_j$ ,  $\tilde{X}_c := \tilde{X} - \frac{1}{n_k} \sum_{j \in F_k} \tilde{X}_j$ 
16:    $B_k := \frac{1}{n_k} \tilde{I}_c^\top \tilde{X}_c$ 
17: end if
18: return  $B_k$ 

```

D.1 Categorical instruments (one-hot environments)

Instrument. For categorical instruments, $I \in \{e_1, \dots, e_m\} \subset \mathbb{R}^m$ is one-hot with uniform environment probability. The Y -sample and X -sample are balanced across environments: for each environment $e \in [m]$ we generate exactly r observations in the Y -sample and \tilde{r} observations in the X -sample.

Environment-specific first stage and heteroskedasticity. We draw environment means $\mu_e \in \mathbb{R}^d$ i.i.d. as

$$\mu_e \sim \mathcal{N}(0, \text{Id}_d), \quad e \in [m].$$

To introduce realistic heteroskedasticity, we draw environment-specific noise scales

$$\sigma_{x,e} \sim \sigma_x \cdot \text{LogNormal}(0, 0.5), \quad \sigma_{\varepsilon,e} \sim \sigma_\varepsilon \cdot \text{LogNormal}(0, 0.5),$$

clipped to a fixed range and renormalized to keep the average scale constant.

Sampling. For each Y -sample observation in environment e we sample

$$U \sim \mathcal{N}(0, \sigma_u^2), \quad \varepsilon_x \sim \mathcal{N}(0, \sigma_{x,e}^2 \text{Id}_d), \quad \varepsilon_y \sim \mathcal{N}(0, \sigma_{\varepsilon,e}^2),$$

set $X_{\text{lat}} = \mu_e + \gamma_x U + \varepsilon_x$, and output

$$Y = X_{\text{lat}}^\top \beta^* + \gamma_y U + \varepsilon_y.$$

For each X -sample observation in the same environment e we sample \tilde{U} and $\tilde{\varepsilon}_x$ analogously and output

$$\tilde{X} = \mu_e + \gamma_x \tilde{U} + \tilde{\varepsilon}_x.$$

This construction ensures $\text{Cov}(I, X) = \text{Cov}(\tilde{I}, \tilde{X})$.

Setting 1 (categorical): finite-dimensional instruments, sparse β^* . We fix the number of environments m and dimension d , and choose β^* to be sparse with s^* nonzeros:

$$\|\beta^*\|_0 = s^*, \quad (\beta^*)_j \in [-1, -0.5] \cup [0.5, 1] \text{ uniformly.}$$

We increase the sample size through r, \tilde{r} (equivalently $n, \tilde{n} \rightarrow \infty$ with fixed m), matching the finite-dimensional instrument regime.

Algorithm 5 SPLITUP

```

1: Input: data, folds  $K \geq 2$ , redraws  $H$ , ridge  $\lambda > 0$ , option l1, option post-refit, optimal weight
2:  $a := \widehat{\text{Cov}}(I, Y)$ ,  $B := \widehat{\text{Cov}}(\tilde{I}, \tilde{X})$ 
3:  $C_{XY} := m B^\top a$ 
4: Initialize  $C_{XX} := 0$ 
5: for  $b = 1$  to  $H$  do
6:   Split  $\{1, \dots, \tilde{n}\}$  into  $K$  folds (stratify within environments if  $I$  is one-hot)
7:   For each fold  $k$ , compute  $B_k := \text{FOLDCROSSCOV}(\{(\tilde{I}_j, \tilde{X}_j)\}_{j \in F_k})$  (Alg. 4)
8:    $C_{XX} := C_{XX} + \frac{m}{K(K-1)} \sum_{h \neq k} B_h^\top B_k$ 
9: end for
10: if optimal weight then
11:   Estimate moment covariance  $\hat{\Omega}$ 
12:   Set  $W := (\hat{\Omega} + \lambda I_m)^{-1}$ 
13: else
14:   Set  $W := I_m$ 
15: end if
16:  $C_{XX} := \frac{1}{H} C_{XX}$ 
17: if l1 is false then
18:   Solve  $(C_{XX}^\top W C_{XX} + \lambda \text{Id}_d) \hat{\beta} = C_{XX}^\top W C_{XY}$ 
19: else
20:   Solve  $\hat{\beta} \in \arg \min_{\beta} \frac{1}{2} \|W^{1/2} (C_{XY} - C_{XX} \beta)\|_2^2 + \lambda \|\beta\|_1$ 
21:   if post-refit then
22:     Let  $\hat{S} := \{j : |\hat{\beta}_j| > 0\}$  and refit dense SPLITUP on the subset  $\hat{S}$ 
23:   end if
24: end if
25: Output:  $\hat{\beta}$ 

```

Setting 2 (categorical): high-dimensional instruments, dense β^* . We consider the high-dimensional instrument regime by increasing m while keeping the ratios $r = n/m$ and $\tilde{r} = \tilde{n}/m$ fixed. We consider d . The causal effect β^* is dense ($(\beta^*)_j \in [-1, -0.5] \cup [0.5, 1]$ uniformly), and performance is reported as a function of n/m . This is the regime where the plug-in denominator in unpaired IV exhibits persistent measurement-error bias.

Setting 3 (categorical): high-dimensional instruments, sparse β^* . This setting combines high-dimensional instruments ($m \rightarrow \infty$ with fixed n/m) and sparse causal effects ($\|\beta^*\|_0 = s^*$). To induce weak and low-rank first stages, we replace the i.i.d. environment means by a low-rank construction:

$$Z_e \sim \mathcal{N}(0, \text{Id}_k), \quad \mu_e = Z_e A^\top, \quad A \in \mathbb{R}^{d \times k} \text{ fixed, } k \ll d.$$

Equivalently, $\{\mu_e\}_{e=1}^m$ lie in the k -dimensional subspace spanned by the columns of A , yielding a rank-constrained moment matrix and making sparsity essential for identification. Noise scales and confounding are generated as in Setting 1.

D.2 Continuous Instruments

Instrument and first-stage map. For continuous instruments, we draw (independently)

$$I \in \mathbb{R}^m, \quad I \sim \mathcal{N}\left(0, \frac{1}{m} \text{Id}_m\right), \quad \tilde{I} \in \mathbb{R}^m, \quad \tilde{I} \sim \mathcal{N}\left(0, \frac{1}{m} \text{Id}_m\right),$$

and generate covariates through a linear first stage with a shared matrix $\Pi \in \mathbb{R}^{m \times d}$:

$$X = I\Pi + \gamma_x U + \varepsilon_x, \quad Y = X^\top \beta^* + \gamma_y U + \varepsilon_y, \quad \tilde{X} = \tilde{I}\Pi + \gamma_x \tilde{U} + \tilde{\varepsilon}_x.$$

The matrix Π is sampled once per dataset and shared across the Y -sample and \tilde{X} -sample, ensuring $\text{Cov}(I, X) = \text{Cov}(\tilde{I}, \tilde{X})$ by construction.

Algorithm 6 CROSSFOLDDENOM: compute C_{XX} via cross-fold cross-moments

```

1: Input:  $\{(\tilde{I}_j, \tilde{X}_j)\}_{j=1}^{\tilde{n}}$ , folds  $K \geq 2$ , redraws  $B \geq 1$ 
2: Output:  $C_{XX} \in \mathbb{R}^{d \times d}$ 
3: Initialize accumulator  $A := 0_{d \times d}$ 
4: for  $b = 1$  to  $B$  do
5:   if  $\tilde{I}$  is one-hot (categorical) then
6:     For each environment  $e \in [m]$ , collect indices  $J_e := \{j : \tilde{I}_j = e\}$  and randomly split  $J_e$  into  $K$  parts
        $J_{e,1}, \dots, J_{e,K}$ 
7:     Define folds  $F_k := \bigcup_{e=1}^m J_{e,k}$  for  $k \in [K]$  {stratified within environments}
8:   else
9:     Randomly permute  $\{1, \dots, \tilde{n}\}$  and split into  $K$  folds  $F_1, \dots, F_K$ 
10:  end if
11:  For each fold  $k$ , compute  $B_k := \text{FOLDCROSSCOV}(\{(\tilde{I}_j, \tilde{X}_j)\}_{j \in F_k})$  (Alg. 4)
12:   $S := 0_{d \times d}$ 
13:  for  $k = 1$  to  $K$  do
14:    for  $h = 1$  to  $K$  do
15:      if  $h \neq k$  then
16:         $S := S + B_h^\top B_k$ 
17:      end if
18:    end for
19:  end for
20:   $A := A + \frac{m}{K(K-1)} S$ 
21: end for
22:  $C_{XX} := \frac{1}{B} A$ 
23: return  $C_{XX}$ 

```

Coordinate-dependent heteroskedasticity. To mimic heterogeneous noise across instrument coordinates, each sample point is assigned a ‘dominant coordinate’

$$c(i) := \arg \max_{\ell \in [m]} |I_{i\ell}|,$$

and the noise scales depend on $c(i)$:

$$\varepsilon_y \sim \mathcal{N}(0, \sigma_{\varepsilon, c(i)}^2), \quad (\varepsilon_x)_t \sim \mathcal{N}(0, \sigma_{x, c(i)}^2) \text{ independently for } t \in [d],$$

where $\{\sigma_{\varepsilon, \ell}\}_{\ell=1}^m$ and $\{\sigma_{x, \ell}\}_{\ell=1}^m$ are sampled from bounded lognormal distributions.

Setting 1 (continuous): finite-dimensional instruments, sparse β^* . We fix m and d , choose β^* sparse with $\|\beta^*\|_0 = s^*$, and increase sample size via r, \tilde{n} (thus $n, \tilde{n} \rightarrow \infty$ with fixed m). The first-stage matrix Π is dense i.i.d. Gaussian, which yields a full-rank population first stage when m is sufficiently large, but the regime of interest keeps d larger than m so sparse structure is required.

Setting 2 (continuous): high-dimensional instruments, dense β^* . We increase m while keeping n/m and \tilde{n}/m fixed and use a dense β^* . The persistence of measurement-error bias for plug-in denominators in two-sample IV carries over to this continuous-instrument regime, motivating cross-moment denominators.

Setting 3 (continuous): high-dimensional instruments, sparse β^* . We again take $m \rightarrow \infty$ with fixed ratios n/m and \tilde{n}/m , but use a sparse β^* with $\|\beta^*\|_0 = s^*$. To create a low-rank first stage (analogous to the low-rank environment means in the categorical case), we draw a fixed matrix $A \in \mathbb{R}^{d \times k}$ with $k \ll d$ and set

$$Z \in \mathbb{R}^{m \times k}, \quad Z_\ell \sim \mathcal{N}(0, \text{Id}_k), \quad \Pi := \pi_{\text{scale}}(ZA^\top),$$

so Π has rank at most k . Confounding and heteroskedasticity are generated as in setting 2.

Algorithm 7 SPLITUP (analytic)

```

1: Input: data, ridge  $\lambda > 0$ , option 11, option post-refit, optimal weight
2: Compute  $C_{XY} := m \widehat{\text{Cov}}(\tilde{I}, \tilde{X})^\top \widehat{\text{Cov}}(I, Y)$ 
3:  $C_{XX} := \text{CROSSFOLDDENOM}(\{(\tilde{I}_j, \tilde{X}_j)\}_{j=1}^{\tilde{n}}, K, B)$  (Algorithm 6)
4: Set  $C_{XX} := C_{XX}$ 
5: if optimal weight then
6:   Estimate moment covariance  $\hat{\Omega}$ 
7:   Set  $W := (\hat{\Omega} + \lambda I_m)^{-1}$ 
8: else
9:   Set  $W := I_m$ 
10: end if
11: if 11 is false then
12:   Solve  $(C_{XX}^\top W C_{XX} + \lambda \text{Id}_d) \hat{\beta} = C_{XX}^\top W C_{XY}$ 
13: else
14:   Solve  $\hat{\beta} \in \arg \min_{\beta} \frac{1}{2} \|W^{1/2}(C_{XY} - C_{XX}\beta)\|_2^2 + \lambda \|\beta\|_1$ 
15:   if post-refit then
16:     Let  $\hat{S} := \{j : |\hat{\beta}_j| > 0\}$  and refit dense SPLITUP (analytic) on the subset  $\hat{S}$ 
17:   end if
18: end if
19: Output:  $\hat{\beta}$ 

```

Algorithm 8 Naive OLS via random pairing

```

1: Input:  $\{Y_i\}_{i=1}^n, \{\tilde{X}_j\}_{j=1}^{\tilde{n}}$ 
2: Set  $n' := \min(n, \tilde{n})$  and sample indices  $\mathcal{I}_X, \mathcal{I}_Y$  of size  $n'$ 
3: Form paired matrices  $X_p := \tilde{X}_{\mathcal{I}_X}$  and  $Y_p := Y_{\mathcal{I}_Y}$ 
4: Center columns of  $X_p$  and center  $Y_p$ 
5: Output  $\hat{\beta} := (X_p^\top X_p)^\dagger X_p^\top Y_p$ 

```

D.3 Choices of Constants

For all experiments, we set $\tilde{n} = n$ and $\tilde{r} = r$ and

$$\gamma_x := \frac{1}{5} \quad \gamma_y := \frac{1}{5} \quad \sigma_u := \frac{1}{5} \quad \sigma_x := 1 \quad \sigma_\varepsilon := \frac{1}{5}$$

We use the same parameters for the categorical instrument and the continuous instrument experiments.

Setting 1. We set $m = 100$, $d = 200$ and $s^* = 10$.

Setting 2. We set $d = 2$.

Setting 3. We set $k = 60$, $d = 100$ and $s^* = 10$.

E Additional Experiments

E.1 Agreement between SplitUP and SPLITUP (analytic).

Figure 7 show that the estimates of SPLITUP and SPLITUP (analytic) agree closely in Setting 2 (with categorical instruments).

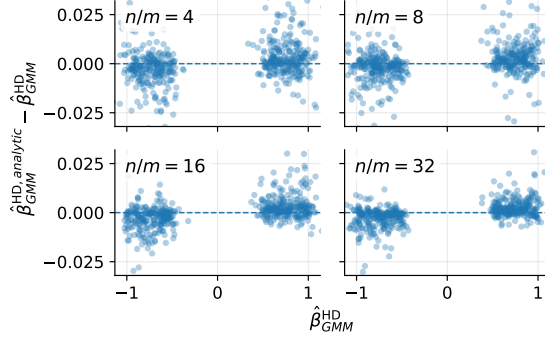


Figure 7: **Agreement between SplitUP and SplitUP (analytic).** In Setting 2, we compare SPLITUP to SPLITUP (analytic). To mitigate numerical instability when $n/m = 32$ and N is small, we remove the 0.1% of points with the largest discrepancy (outliers). The two estimators agree closely, remaining within a 2.5% margin of each other.

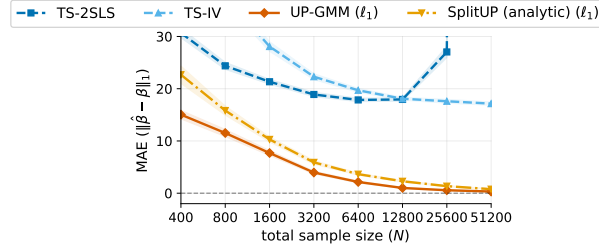


Figure 8: **Setting 1 (continuous).** UP-GMM (ℓ_1 -regularized) and SPLITUP (ℓ_1 -regularized) are consistent while TS-IV and TS-2SLS are not.

E.2 Continuous Instrument

The experimental details can be found in Section D.2. The results for Setting 1 are given in Figure 8 and the results of Setting 2 and 3 in Figure 9.

F Explaining the TS-IV Peaking Phenomenon in Setting 3

In Setting 3 the population first stage is intentionally low-rank: the environment means satisfy $\mu_e = Z_e A^\top$ with $A \in \mathbb{R}^{d \times k}$ and $k \ll d$, so $\text{Cov}(I, X)$ (and hence $\text{Cov}(\tilde{I}, \tilde{X})$) has rank at most k . As a consequence, the population matrix $B_\star := \text{Cov}(\tilde{I}, \tilde{X}) \in \mathbb{R}^{m \times d}$ has $d - k$ directions with zero signal. In finite samples, the empirical cross-covariance $B := \widehat{\text{Cov}}(\tilde{I}, \tilde{X}) = B_\star + E$ contains estimation noise E (coming from within-environment sampling noise and heteroskedasticity), which injects random components into these $d - k$ ‘null’ directions.

TS-IV computes (up to a small ridge) the dense plug-in solution

$$\hat{\beta}_{\text{TS-IV}} = (B^\top B + \lambda I_d)^{-1} B^\top a, \quad a = \widehat{\text{Cov}}(I, Y).$$

The key issue is conditioning: in Setting 3 the smallest eigenvalues of $B^\top B$ are dominated by the Gram matrix of the noise-only block (the components of E orthogonal to $\text{span}(A)$). When the number of instruments m is in the critical regime where this noise Gram matrix is barely invertible, $\lambda_{\min}(B^\top B)$ can become very small in a non-negligible fraction of repetitions, so $(B^\top B + \lambda I_d)^{-1}$ amplifies noise and produces occasional extremely large coefficients, leading to a pronounced ‘peaking’ of the MAE.

This peak is specific to Setting 3 because only there the population first stage is rank-deficient ($k < d$), creating a $(d - k)$ -dimensional subspace where TS-IV must effectively invert pure noise; in Settings 1–2 (fixed m or very small d) this near-singularity mechanism is absent or not swept through. Finally, the peak ‘moves

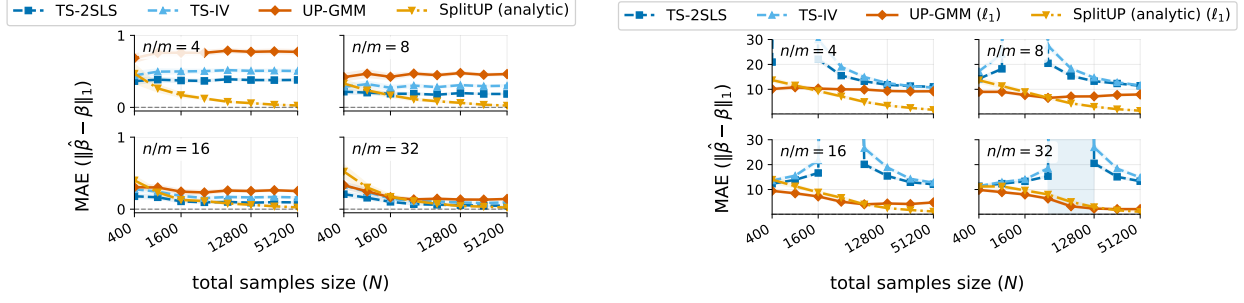


Figure 9: **Left: Setting 2 (continuous).** Only SPLITUP is consistent, all other estimators remain biased even for large sample-sizes. The bias reduces as n/m increases and the problem becomes less high-dimensional. **Left: Setting 3 (continuous).** Only SPLITUP (ℓ_1 -regularized) is consistent, all other estimators remain biased even for large sample-sizes. The bias reduces for UP-GMM (ℓ_1 -regularized) as n/m increases and the problem becomes less high-dimensional.

to the right' with n/m because in the high-dimensional scaling $n = rm$: the instability is triggered at a roughly fixed critical instrument dimension m_* (set by the effective null dimension, e.g. $m_* \approx d - k$ up to constants), hence it occurs at sample size $n_* \approx r m_*$, which increases linearly with $r = n/m$.

G Consistency and Asymptotic CIs for the Dense Setting

For the optimal choice, estimate the variance of the sample moment at a preliminary consistent estimator $\hat{\beta}^{(0)}$ (for instance (4.2) with $W_N = \text{Id}_m$) via

$$\hat{\Omega}_m := \frac{1}{n} \sum_{i=1}^n \left(I_i Y_i - \frac{1}{n} \sum_{r=1}^n I_r Y_r \right) \left(I_i Y_i - \frac{1}{n} \sum_{r=1}^n I_r Y_r \right)^\top,$$

$$\hat{\Omega}_c(\hat{\beta}^{(0)}) := \frac{1}{\tilde{n}} \sum_{j=1}^{\tilde{n}} \left(\tilde{I}_j \tilde{X}_j^\top \hat{\beta}^{(0)} - \left[\frac{1}{\tilde{n}} \sum_{s=1}^{\tilde{n}} \tilde{I}_s \tilde{X}_s^\top \right] \hat{\beta}^{(0)} \right) \left(\tilde{I}_j \tilde{X}_j^\top \hat{\beta}^{(0)} - \left[\frac{1}{\tilde{n}} \sum_{s=1}^{\tilde{n}} \tilde{I}_s \tilde{X}_s^\top \right] \hat{\beta}^{(0)} \right)^\top.$$

Set

$$\hat{\Omega} := \tau_n^{-1} \hat{\Omega}_m + \tilde{\tau}_n^{-1} \hat{\Omega}_c(\hat{\beta}^{(0)}), \quad \widehat{W} := \hat{\Omega}^{-1}. \quad (\text{G.1})$$

The asymptotic variance of the estimator is minimized by replacing W_N with \widehat{W} in (4.2). Define

$$V(W_0) := \left(\text{Cov}(\tilde{I}, \tilde{X})^\top W_0 \text{Cov}(\tilde{I}, \tilde{X}) \right)^{-1} \text{Cov}(\tilde{I}, \tilde{X})^\top W_0 \Omega W_0$$

$$\text{Cov}(\tilde{I}, \tilde{X}) \left(\text{Cov}(\tilde{I}, \tilde{X})^\top W_0 \text{Cov}(\tilde{I}, \tilde{X}) \right)^{-1}.$$

Assumption 6. Assume all of the following:

- (i) Assumption 1, the centering convention and with bounded fourth moments.
- (ii) $\text{rank}(\text{Cov}(I, X)) = d$.
- (iii) $W_N \xrightarrow{p} W_0$ with W_0 positive definite.

Proposition G.1 (Consistency and asymptotic normality, dense case; formal version of Theorem 4.1). Under Assumption 6, the estimator (4.2) is consistent:

$$\hat{\beta}_{\text{GMM}}^{\text{UP}}(W_N) \xrightarrow{p} \beta^*. \quad (\text{G.2})$$

Then

$$\sqrt{N}(\hat{\beta}_{\text{GMM}}^{\text{UP}}(W_N) - \beta^*) \xrightarrow{d} \mathcal{N}(0, V(W_0)). \quad (\text{G.3})$$

With the choice $W_0 = \Omega^{-1}$ the variance in (G.3) is minimized in the usual GMM sense. Let \hat{V} be the empirical version of $V(\Omega^{-1})$. Then

$$\sqrt{N}\hat{V}^{-1/2}(\hat{\beta}_{\text{GMM}}^{\text{UP}}(W_N) - \beta^*) \xrightarrow{d} \mathcal{N}(0, \text{Id}_d).$$

Proof. By the strong law,

$$\frac{1}{n} \sum_{i=1}^n I_i Y_i \xrightarrow{p} \mathbb{E}[IY] = \text{Cov}(I, Y), \quad \frac{1}{\tilde{n}} \sum_{j=1}^{\tilde{n}} \tilde{I}_j \tilde{X}_j^\top \xrightarrow{p} \mathbb{E}[\tilde{I}\tilde{X}^\top] = \text{Cov}(\tilde{I}, \tilde{X}).$$

Therefore $\hat{g}_N(\beta) \xrightarrow{p} \text{Cov}(I, Y) - \text{Cov}(\tilde{I}, \tilde{X})\beta$. The continuous mapping theorem and Assumption 6 (ii) imply that the population criterion $Q(\beta) = (\text{Cov}(I, Y) - \text{Cov}(\tilde{I}, \tilde{X})\beta)^\top W_0 (\text{Cov}(I, Y) - \text{Cov}(\tilde{I}, \tilde{X})\beta)$ has the unique minimizer β^* . Uniform convergence of the quadratic sample criterion to Q yields consistency of (4.2).

For asymptotic normality, write the first-order condition

$$\left(\frac{1}{\tilde{n}} \sum_{j=1}^{\tilde{n}} \tilde{X}_j \tilde{I}_j^\top \right) W_N \hat{g}_N(\hat{\beta}_{\text{GMM}}^{\text{UP}}(W_N)) = 0.$$

Add and subtract β^* inside \hat{g}_N and rearrange:

$$\left(\frac{1}{\tilde{n}} \sum_{j=1}^{\tilde{n}} \tilde{X}_j \tilde{I}_j^\top \right) W_N \left(\frac{1}{\tilde{n}} \sum_{j=1}^{\tilde{n}} \tilde{I}_j \tilde{X}_j^\top \right) (\hat{\beta}_{\text{GMM}}^{\text{UP}}(W_N) - \beta^*) = \left(\frac{1}{\tilde{n}} \sum_{j=1}^{\tilde{n}} \tilde{X}_j \tilde{I}_j^\top \right) W_N \hat{g}_N(\beta^*).$$

By Slutsky, the left matrix converges in probability to $\text{Cov}(\tilde{I}, \tilde{X})^\top W_0 \text{Cov}(\tilde{I}, \tilde{X})$, which is invertible by Assumption 6(ii). Multiplying both sides by its inverse and by \sqrt{N} yields

$$\sqrt{N}(\hat{\beta}_{\text{GMM}}^{\text{UP}}(W_N) - \beta^*) = \left(\text{Cov}(\tilde{I}, \tilde{X})^\top W_0 \text{Cov}(\tilde{I}, \tilde{X}) \right)^{-1} \text{Cov}(\tilde{I}, \tilde{X})^\top W_0 \sqrt{N} \hat{g}_N(\beta^*) + o_p(1). \quad (\text{G.4})$$

Finally, apply a joint CLT to the two independent samples:

$$\begin{aligned} \sqrt{N} \hat{g}_N(\beta^*) &= \sqrt{N} \left(\frac{1}{n} \sum_{i=1}^n (I_i Y_i - \mathbb{E}[IY]) \right) - \sqrt{N} \left(\frac{1}{\tilde{n}} \sum_{j=1}^{\tilde{n}} (\tilde{I}_j \tilde{X}_j^\top - \mathbb{E}[\tilde{I}\tilde{X}^\top]) \right) \beta^* \\ &\xrightarrow{d} \mathcal{N}(0, \tau^{-1} \Omega_m + \tilde{\tau}^{-1} \Omega_c(\beta^*)), \end{aligned} \quad (\text{G.5})$$

because $\sqrt{N/n} \rightarrow \tau^{-1/2}$ and $\sqrt{N/\tilde{n}} \rightarrow \tilde{\tau}^{-1/2}$. Plug (G.5) into (G.4) to obtain (G.3). \square

H Proofs

H.1 Proof of Theorem 3.1

If $\text{rank}(\text{Cov}(I, X)) = d$, then $\text{Cov}(I, X)$ (and therefore $\text{Cov}(\tilde{I}, \tilde{X})$) has a left inverse and there exists a unique solution $\hat{\beta} = \beta^*$ to

$$\text{Cov}(I, Y) = \text{Cov}(\tilde{I}, \tilde{X})\beta$$

given by

$$\hat{\beta} = (\text{Cov}(\tilde{I}, \tilde{X})^\top \text{Cov}(\tilde{I}, \tilde{X}))^{-1} \text{Cov}(\tilde{I}, \tilde{X})^\top \text{Cov}(I, Y) = \beta^*.$$

If

$$\text{rank}(\text{cov}(\tilde{I}, \tilde{X})) = \text{rank}(\text{cov}(I, X)) < d,$$

then

$$\ker(\text{cov}(\tilde{I}, \tilde{X})) \neq \{0\},$$

and for any h in the kernel, $\beta^* + h$ yields the same moment, so β^* is not identifiable.

H.2 Proof of Theorem 3.2

(i) \Rightarrow (ii). Suppose (ii) fails. Then there exists $0 \neq h \in \ker(\text{Cov}(I, X)) \cap \Sigma_{2s^*}$. Partition $\text{supp}(h)$ into disjoint J_1, J_2 with $|J_i| \leq s^*$ and define $u, v \in \Sigma_{s^*}$ by $u_{J_1} = h_{J_1}$, $v_{J_2} = -h_{J_2}$, zeros elsewhere. Then $\text{Cov}(I, X)u = \text{Cov}(I, X)v$ and $\|u\|_0, \|v\|_0 \leq s^*$, but $u \neq v$, contradicting (i) for $\beta^* = v$. Hence, (ii) must hold.

(ii) \Rightarrow (i) If $\text{Cov}(I, X)\hat{\beta} = \text{Cov}(I, X)\beta^*$ and $\|\hat{\beta}\|_0 \leq \|\beta^*\|_0 \leq s^*$, then $h := \hat{\beta} - \beta^* \in \ker(\text{Cov}(I, X)) \cap \Sigma_{2s^*}$; by (ii), $h = 0$, so $\hat{\beta} = \beta^*$.

H.3 Proof of Theorem 3.3

If $\text{rank}(Q) = d$, then there exists a unique solution $\hat{\beta} = \beta^*$ to

$$Q_y = Q\beta$$

given by

$$\hat{\beta} = Q^{-1}Q_y = \beta^*.$$

If $\text{rank}(Q) < d$, then $\ker(Q) \neq \{0\}$, and for any h in the kernel, $\beta^* + h$ yields the same moment, so β^* is not identifiable.

H.4 Proof of Theorem 3.4

(i) \Rightarrow (ii). Suppose (ii) fails. Then there exists $0 \neq h \in \ker(Q) \cap \Sigma_{2s^*}$. Partition $\text{supp}(h)$ into disjoint J_1, J_2 with $|J_i| \leq s^*$ and define $u, v \in \Sigma_{s^*}$ by $u_{J_1} = h_{J_1}$, $v_{J_2} = -h_{J_2}$, zeros elsewhere. Then $Qu = Qv$ and $\|u\|_0, \|v\|_0 \leq s^*$, but $u \neq v$, contradicting (i) for $\beta^* = v$. Hence, (ii) must hold.

(ii) \Rightarrow (i) If $Q\hat{\beta} = Q\beta^*$ and $\|\hat{\beta}\|_0 \leq \|\beta^*\|_0 \leq s^*$, then $h := \hat{\beta} - \beta^* \in \ker(Q) \cap \Sigma_{2s^*}$; by (ii), $h = 0$, so $\hat{\beta} = \beta^*$.

H.5 Proof of Theorem 4.2

Lemma H.1. Let $\hat{g}_N(\beta) := \frac{1}{n} \sum_{i=1}^n I_i Y_i - (\frac{1}{n} \sum_{j=1}^{\tilde{n}} \tilde{I}_j \tilde{X}_j^\top) \beta$ and $\widehat{\text{Cov}}(\tilde{I}, \tilde{X}) := \frac{1}{n} \sum_{j=1}^{\tilde{n}} \tilde{I}_j \tilde{X}_j^\top$. Under Assumption 3,

$$\|\widehat{\text{Cov}}(\tilde{I}, \tilde{X})^\top W_N \hat{g}_N(\beta^*)\|_\infty = O_p(N^{-1/2}).$$

Proof. By the moment condition $\text{Cov}(I, Y) = \text{Cov}(\tilde{I}, \tilde{X})\beta^*$, we have

$$\hat{g}_N(\beta^*) = \widehat{\text{Cov}}(I, Y) - \widehat{\text{Cov}}(\tilde{I}, \tilde{X})\beta^* = (\widehat{\text{Cov}}(I, Y) - \text{Cov}(I, Y)) - (\widehat{\text{Cov}}(\tilde{I}, \tilde{X}) - \text{Cov}(\tilde{I}, \tilde{X}))\beta^*.$$

Since m is fixed and fourth moments are bounded, Chebyshev (or a multivariate CLT) yields

$$\|\widehat{\text{Cov}}(I, Y) - \text{Cov}(I, Y)\|_2 = O_p(n^{-1/2}), \quad \|\widehat{\text{Cov}}(\tilde{I}, \tilde{X}) - \text{Cov}(\tilde{I}, \tilde{X})\|_{\text{op}} = O_p(\tilde{n}^{-1/2}).$$

Using $\|\beta^*\|_2 = O(1)$ and $\tau_n, \tilde{\tau}_n \rightarrow (0, 1)$ gives

$$\|\hat{g}_N(\beta^*)\|_2 \leq \|\widehat{\text{Cov}}(I, Y) - \text{Cov}(I, Y)\|_2 + \|\widehat{\text{Cov}}(\tilde{I}, \tilde{X}) - \text{Cov}(\tilde{I}, \tilde{X})\|_{\text{op}} \|\beta^*\|_2 = O_p(n^{-1/2} + \tilde{n}^{-1/2}) = O_p(N^{-1/2}).$$

Moreover, by the law of large numbers in fixed dimensions, $\|\widehat{\text{Cov}}(\tilde{I}, \tilde{X})\|_{\text{op}} = O_p(1)$, and by $W_N \xrightarrow{p} W_0 \succ 0$ we have $\|W_N\|_{\text{op}} = O_p(1)$. Therefore,

$$\|\widehat{\text{Cov}}(\tilde{I}, \tilde{X})^\top W_N \hat{g}_N(\beta^*)\|_\infty \leq \|\widehat{\text{Cov}}(\tilde{I}, \tilde{X})^\top W_N \hat{g}_N(\beta^*)\|_2 \leq \|\widehat{\text{Cov}}(\tilde{I}, \tilde{X})\|_{\text{op}} \|W_N\|_{\text{op}} \|\hat{g}_N(\beta^*)\|_2 = O_p(N^{-1/2}).$$

□

Let

$$S := \text{supp}(\beta^*), \quad s^* := |S|.$$

The optimality of (4.4) yields the basic inequality

$$\frac{1}{2} \left\| W_N^{1/2} \hat{g}_N(\hat{\beta}_{\text{GMM}, \ell_1}^{\text{UP}}) \right\|_2^2 + \lambda_N \|\hat{\beta}_{\text{GMM}, \ell_1}^{\text{UP}}\|_1 \leq \frac{1}{2} \left\| W_N^{1/2} \hat{g}_N(\beta^*) \right\|_2^2 + \lambda_N \|\beta^*\|_1. \quad (\text{H.1})$$

Using the linearization

$$\hat{g}_N(\hat{\beta}_{\text{GMM}, \ell_1}^{\text{UP}}) = \hat{g}_N(\beta^*) - \left(\frac{1}{\tilde{n}} \sum_{j=1}^{\tilde{n}} \tilde{I}_j \tilde{X}_j^\top \right) (\hat{\beta}_{\text{GMM}, \ell_1}^{\text{UP}} - \beta^*)$$

and expanding (H.1), one obtains

$$(\hat{\beta}_{\text{GMM}, \ell_1}^{\text{UP}} - \beta^*)^\top \left(\frac{1}{\tilde{n}} \sum_{j=1}^{\tilde{n}} \tilde{X}_j \tilde{I}_j^\top \right) W_N \left(\frac{1}{\tilde{n}} \sum_{j=1}^{\tilde{n}} \tilde{I}_j \tilde{X}_j^\top \right) (\hat{\beta}_{\text{GMM}, \ell_1}^{\text{UP}} - \beta^*) \quad (\text{H.2})$$

$$\leq 2\lambda_N (\|\beta^*\|_1 - \|\hat{\beta}_{\text{GMM}, \ell_1}^{\text{UP}}\|_1) + 2 \left\| \frac{1}{\tilde{n}} \sum_{j=1}^{\tilde{n}} \tilde{X}_j \tilde{I}_j^\top W_N \hat{g}_N(\beta^*) \right\|_\infty \|\hat{\beta}_{\text{GMM}, \ell_1}^{\text{UP}} - \beta^*\|_1. \quad (\text{H.3})$$

By Theorem H.1

$$\left\| \frac{1}{\tilde{n}} \sum_{j=1}^{\tilde{n}} \tilde{X}_j \tilde{I}_j^\top W_N \hat{g}_N(\beta^*) \right\|_\infty = O_p \left(\sqrt{\frac{1}{N}} \right). \quad (\text{H.4})$$

Choose the constant in λ_N so that the right side of (H.4) is bounded by

$$\frac{\lambda_N}{2}$$

with high probability. Then the usual cone condition

$$\|\Delta_{S^c}\|_1 \leq 3\|\Delta_S\|_1$$

holds for

$$\Delta := \hat{\beta}_{\text{GMM}, \ell_1}^{\text{UP}} - \beta^*.$$

By Assumption 3 (i), Assumption 3 (ii) and Slutsky's theorem we have

$$\widehat{\text{Cov}}(\tilde{I}, \tilde{X})^\top W_N \widehat{\text{Cov}}(\tilde{I}, \tilde{X}) \xrightarrow{p} \text{Cov}(\tilde{I}, \tilde{X})^\top W_0 \text{Cov}(\tilde{I}, \tilde{X})$$

(point-wise and therefore also in operator norm). Therefore, by Assumption 3(iii), we have, for large enough N on the cone $\|\Delta_{S^c}\|_1 \leq 3\|\Delta_S\|_1$, that

$$\begin{aligned} \kappa \|\Delta\|_2^2 / 2 &\leq \Delta^\top \left(\frac{1}{\tilde{n}} \sum_{j=1}^{\tilde{n}} \tilde{X}_j \tilde{I}_j^\top \right) W_N \left(\frac{1}{\tilde{n}} \sum_{j=1}^{\tilde{n}} \tilde{I}_j \tilde{X}_j^\top \right) \Delta \\ &\leq 3\lambda_N \|\Delta\|_1 \\ &\leq 3\lambda_N \sqrt{s^*} \|\Delta\|_2, \end{aligned} \quad (\text{H.5})$$

which gives

$$\|\Delta\|_2 \in O_p \left(\sqrt{\frac{s^*}{N}} \right)$$

and then

$$\|\Delta\|_1 \in O_p \left(s^* \sqrt{\frac{1}{N}} \right).$$

H.6 Proof of Theorem 4.3

By Theorem 4.2 we have $\mathbb{P}(\hat{S}(W_N) = S^*) \rightarrow 1$. On the event $\{\hat{S} = S^*\}$, the refit equals the oracle GMM estimator on S^* . Standard GMM theory (see Section G and note that Assumption 3 (iii) implies Assumption 6 (ii) on S^* , i.e., we have $\text{rank}(\text{Cov}(I, X)_{S^*}) = s^*$) yields $\sqrt{N}(\tilde{\beta}_{S^*}(W'_N) - \beta_{S^*}^*) \xrightarrow{d} \mathcal{N}(0, V_{S^*})$ and consistency of the sandwich $\hat{V}_{\hat{S}}$. Slutsky's lemma and $\mathbb{P}(\hat{S} = S^*) \rightarrow 1$ transfer the oracle limit to the random-support estimator.

H.7 Proof for the Closed Form Solution for Averaging Splits

Write $\widehat{\text{Cov}}_A(\tilde{I}, \tilde{X}) = \frac{2}{n} \sum_{i \in A} g_i$ and $\widehat{\text{Cov}}_B(\tilde{I}, \tilde{X}) = \frac{2}{n} \sum_{j \in B} g_j$, hence

$$\widehat{\text{Cov}}_A(\tilde{I}, \tilde{X})^\top \widehat{\text{Cov}}_B(\tilde{I}, \tilde{X}) = \frac{4}{n^2} \sum_{i \in A} \sum_{j \in B} g_i^\top g_j.$$

For a uniform random split, each ordered pair (i, j) with $i \neq j$ lands in (A, B) with probability

$$\mathbb{P}(i \in A, j \in B) = \frac{n/2}{n} \cdot \frac{n/2}{n-1} = \frac{n}{4(n-1)}.$$

Taking conditional expectation over the split therefore gives

$$\mathbb{E}[\widehat{\text{Cov}}_A(\tilde{I}, \tilde{X})^\top \widehat{\text{Cov}}_B(\tilde{I}, \tilde{X}) \mid (g_i)_{i=1}^n] = \frac{4}{n^2} \cdot \frac{n}{4(n-1)} \sum_{i \neq j} g_i^\top g_j = \frac{1}{n(n-1)} \sum_{i \neq j} g_i^\top g_j,$$

and rewriting $\sum_{i \neq j} g_i^\top g_j = (\sum_i g_i)^\top (\sum_j g_j) - \sum_i g_i^\top g_i$ yields the displayed closed form.

H.8 Proof of Theorem 4.5

Write

$$c := \text{Cov}(I, X) \in \mathbb{R}^{m \times d}, \quad s := \text{Cov}(I, Y) \in \mathbb{R}^m, \quad \bar{c} := \sqrt{m}c, \quad \bar{s} := \sqrt{m}s.$$

Define

$$\hat{c}_k := \sqrt{m} \widehat{\text{Cov}}_k(\tilde{I}, \tilde{X}), \quad E_k := \hat{c}_k - \bar{c} = \sqrt{m} (\widehat{\text{Cov}}_k(\tilde{I}, \tilde{X}) - c), \quad k \in [K].$$

Define

$$\hat{c} := \sqrt{m} \widehat{\text{Cov}}(\tilde{I}, \tilde{X}), \quad E := \hat{c} - \bar{c} = \sqrt{m} (\widehat{\text{Cov}}(\tilde{I}, \tilde{X}) - c).$$

For the (I, Y) sample define

$$\hat{s} := \sqrt{m} \widehat{\text{Cov}}(I, Y), \quad H := \hat{s} - \bar{s} = \sqrt{m} (\widehat{\text{Cov}}(I, Y) - s).$$

We have

$$\begin{aligned} \hat{\beta} &:= \frac{\widehat{\text{Cov}}(\tilde{I}, \tilde{X})^\top \widehat{\text{Cov}}(I, Y)}{\widehat{\text{Cov}}(\tilde{I}, \tilde{X})^\top \widehat{\text{Cov}}(\tilde{I}, \tilde{X})} \\ &= \frac{\bar{c}^\top \bar{s} + \bar{c}^\top H + E^\top \bar{s} + E^\top H}{\bar{c}^\top \bar{c} + \bar{c}^\top E + E^\top \bar{c} + E^\top E}. \end{aligned}$$

By Theorem H.2 we have that $\bar{c}^\top H + E^\top \bar{s} + E^\top H = o_p(1)$ and that $\bar{c}^\top E + E^\top \bar{c} = o_p(1)$ and $E^\top E = b/\tilde{r} + o_p(1)$. Furthermore, it holds that $\bar{s} = \bar{c}\beta^*$. Therefore, $\hat{\beta} \rightarrow \beta^* \frac{Q}{Q+b/\tilde{r}}$ in probability.

H.9 Proof of Theorem 4.7

Write

$$c := \text{Cov}(I, X) \in \mathbb{R}^{m \times d}, \quad s := \text{Cov}(I, Y) \in \mathbb{R}^m, \quad \bar{c} := \sqrt{m}c, \quad \bar{s} := \sqrt{m}s.$$

Define

$$\hat{c}_k := \sqrt{m} \widehat{\text{Cov}}_k(\tilde{I}, \tilde{X}), \quad E_k := \hat{c}_k - \bar{c} = \sqrt{m} \left(\widehat{\text{Cov}}_k(\tilde{I}, \tilde{X}) - c \right), \quad k \in [K].$$

Define

$$\hat{c} := \sqrt{m} \widehat{\text{Cov}}(\tilde{I}, \tilde{X}), \quad E := \hat{c} - \bar{c} = \sqrt{m} \left(\widehat{\text{Cov}}(\tilde{I}, \tilde{X}) - c \right).$$

For the (I, Y) sample define

$$\hat{s} := \sqrt{m} \widehat{\text{Cov}}(I, Y), \quad H := \hat{s} - \bar{s} = \sqrt{m} \left(\widehat{\text{Cov}}(I, Y) - s \right).$$

Lemma H.2. *Assume Assumption 4. Let $d \in \mathbb{N}$ and $K \geq 2$ be fixed, and $n/m \rightarrow r \in (0, \infty)$, $\tilde{n}/m \rightarrow \tilde{r} \in (0, \infty)$. Then as $m \rightarrow \infty$:*

(i) *For each fixed $k \in [K]$,*

$$\|\bar{c}^\top E_k\|_{\text{op}} = O_p(m^{-1/2}), \quad \|\bar{c}^\top E\|_{\text{op}} = O_p(m^{-1/2}).$$

(ii) *For $h \neq k$,*

$$\|E_h^\top E_k\|_{\text{op}} = O_p(m^{-1/2}).$$

(iii) *Cross-sample terms vanish:*

$$\|E_k^\top H\|_2 = O_p(m^{-1/2}), \quad \|E^\top H\|_2 = O_p(m^{-1/2}), \quad \|\bar{c}^\top H\|_2 = O_p(m^{-1/2}).$$

(iv) *If additionally $d = 1$, $\text{tr}(\Sigma_{IX}) \rightarrow b \in (0, \infty)$ and $\sup_m \mathbb{E}[\|IX - c\|_2^4] \leq \infty$, then*

$$\|E\|_2^2 \xrightarrow{p} \frac{b}{\tilde{r}}.$$

Proof. Throughout, d and K are fixed and $\tilde{n}_k = \tilde{n}/K \asymp m$. By construction, $\widehat{\text{Cov}}_k(\tilde{I}, \tilde{X})$ is the average of \tilde{n}_k i.i.d. copies of $\tilde{I}\tilde{X}$, hence

$$\mathbb{E}[E_k] = 0, \quad \text{Var}(\text{vec}(E_k)) = \frac{m}{\tilde{n}_k} \Sigma_{IX}.$$

Similarly,

$$\mathbb{E}[E] = 0, \quad \text{Var}(\text{vec}(E)) = \frac{m}{\tilde{n}} \Sigma_{IX}.$$

Moreover, since $\widehat{\text{Cov}}(I, Y)$ averages n i.i.d. copies of IY ,

$$\mathbb{E}[H] = 0, \quad \text{Var}(H) = \frac{m}{n} \Sigma_{IY}.$$

Finally, under Assumption 4 (i) we have $s = c\beta^*$ and thus $\bar{s} = \bar{c}\beta^*$.

(i). Fix unit vectors $u, v \in \mathbb{R}^d$. Then

$$v^\top \bar{c}^\top E_k u = (u \otimes \bar{c}v)^\top \text{vec}(E_k),$$

and therefore

$$\begin{aligned} \text{Var}(v^\top \bar{c}^\top E_k u) &= (u \otimes \bar{c}v)^\top \text{Var}(\text{vec}(E_k))(u \otimes \bar{c}v) \\ &\leq \|\text{Var}(\text{vec}(E_k))\|_{\text{op}} \|u \otimes \bar{c}v\|_2^2 \\ &= \frac{m}{\tilde{n}_k} \|\Sigma_{IX}\|_{\text{op}} \|\bar{c}v\|_2^2 \\ &\leq \frac{m}{\tilde{n}_k} \frac{C}{m} \|\bar{c}\|_{\text{op}}^2 = O(m^{-1}), \end{aligned}$$

where we used $m\|\Sigma_{IX}\|_{\text{op}} \leq C$ and $\tilde{n}_k \asymp m$. Hence $v^\top \bar{c}^\top E_k u = O_p(m^{-1/2})$ for each fixed u, v . Since d is fixed, $\|\bar{c}^\top E_k\|_{\text{op}} = O_p(m^{-1/2})$. The same argument yields $\|\bar{c}^\top E\|_{\text{op}} = O_p(m^{-1/2})$.

(ii). Fix unit vectors $u, v \in \mathbb{R}^d$ and $h \neq k$. Because folds are independent, $\mathbb{E}[u^\top (E_h^\top E_k)v] = 0$ and

$$u^\top (E_h^\top E_k)v = (E_h u)^\top (E_k v).$$

For independent mean-zero vectors $A, B \in \mathbb{R}^m$, $\text{Var}(A^\top B) = \text{tr}(\text{Var}(A) \text{Var}(B))$, so

$$\text{Var}(u^\top (E_h^\top E_k)v) = \text{tr}(\text{Var}(E_h u) \text{Var}(E_k v)) \leq m \|\text{Var}(E_h u)\|_{\text{op}} \|\text{Var}(E_k v)\|_{\text{op}}.$$

Now $\text{Var}(\text{vec}(E_h)) = \frac{m}{\tilde{n}_h} \Sigma_{IX}$ implies $\|\text{Var}(E_h u)\|_{\text{op}} \leq \frac{m}{\tilde{n}_h} \|\Sigma_{IX}\|_{\text{op}}$ and similarly for $E_k v$, hence

$$\text{Var}(u^\top (E_h^\top E_k)v) \leq m \left(\frac{m}{\tilde{n}_h} \|\Sigma_{IX}\|_{\text{op}} \right) \left(\frac{m}{\tilde{n}_k} \|\Sigma_{IX}\|_{\text{op}} \right) \leq m \left(\frac{m}{\Theta(m)} \frac{C}{m} \right)^2 = O(m^{-1}).$$

Therefore $u^\top (E_h^\top E_k)v = O_p(m^{-1/2})$ for each fixed u, v , and since d is fixed this yields $\|E_h^\top E_k\|_{\text{op}} = O_p(m^{-1/2})$.

(iii). We show $\|E^\top H\|_2 = O_p(m^{-1/2})$; the other statements are analogous. Fix a unit vector $u \in \mathbb{R}^d$. By independence of the (\tilde{I}, \tilde{X}) and (I, Y) samples, $\mathbb{E}[u^\top E^\top H] = 0$ and conditioning on E gives

$$\begin{aligned} \text{Var}(u^\top E^\top H \mid E) &= u^\top E^\top \text{Var}(H) E u = u^\top E^\top \left(\frac{m}{n} \Sigma_{IY} \right) E u \\ &\leq \frac{m}{n} \|\Sigma_{IY}\|_{\text{op}} \|E u\|_2^2 \leq \frac{m}{n} \frac{C}{m} \|E\|_{\text{op}}^2. \end{aligned}$$

Taking expectation and using $\mathbb{E}\|E\|_{\text{op}}^2 \leq \mathbb{E}\|E\|_F^2 = \text{tr}(\text{Var}(\text{vec}(E))) = \frac{m}{n} \text{tr}(\Sigma_{IX}) \leq \frac{m}{n} \cdot md \|\Sigma_{IX}\|_{\text{op}} \leq \frac{m}{n} \cdot md \cdot \frac{C}{m} = O(1)$ yields

$$\text{Var}(u^\top E^\top H) = O(m^{-1}).$$

Thus $u^\top E^\top H = O_p(m^{-1/2})$ for each fixed u , and since d is fixed, $\|E^\top H\|_2 = O_p(m^{-1/2})$. The bound for $\|E_k^\top H\|_2$ follows by the same argument with \tilde{n} replaced by \tilde{n}_k . Finally, $\|\bar{c}^\top H\|_2 = O_p(m^{-1/2})$ follows from

$$\text{Var}(\bar{c}^\top H) = \bar{c}^\top \text{Var}(H) \bar{c} = \bar{c}^\top \left(\frac{m}{n} \Sigma_{IY} \right) \bar{c} \leq \frac{m}{n} \|\Sigma_{IY}\|_{\text{op}} \|\bar{c}\|_F^2 \leq \frac{m}{\Theta(m)} \frac{C}{m} \|\bar{c}\|_F^2 = O(m^{-1}),$$

using $\|\bar{c}\|_2^2 = m \|c\|_2^2 = \text{tr}(m c^\top c) = O(1)$.

(iv). Assume $d = 1$ and write $Z_j := IX - c \in \mathbb{R}^m$ for the centered summands in the first-stage covariance. Then

$$E = \sqrt{m} \left(\frac{1}{\tilde{n}} \sum_{j=1}^{\tilde{n}} Z_j \right), \quad \|E\|_2^2 = \frac{m}{\tilde{n}^2} \sum_{j=1}^{\tilde{n}} \|Z_j\|_2^2 + \frac{m}{\tilde{n}^2} \sum_{i \neq j} Z_i^\top Z_j =: A_m + B_m.$$

We have

$$\mathbb{E}[A_m] = \frac{m}{\tilde{n}} \mathbb{E}\|Z_1\|_2^2 = \frac{m}{\tilde{n}} \text{tr}(\Sigma_{IX}) \rightarrow \frac{b}{\tilde{r}}.$$

Moreover, under uniformly bounded fourth moments ($\sup_m \mathbb{E}[\|IX - c\|_2^4] \leq \infty$) of $\|Z_1\|_2$, $\text{Var}(A_m) = O(1/m)$, hence $A_m - \mathbb{E}[A_m] = o_p(1)$.

Next, $\mathbb{E}[B_m] = 0$ by independence and centering. For the variance of B_m , write

$$S := \sum_{i \neq j} Z_i^\top Z_j = 2 \sum_{1 \leq i < j \leq \tilde{n}} Z_i^\top Z_j.$$

We claim that the summands $Z_i^\top Z_j$ are pairwise uncorrelated across distinct unordered pairs. Indeed, if $(i, j) \neq (k, \ell)$ as unordered pairs, then either the pairs are disjoint, in which case independence gives zero covariance, or they share exactly one index, say $i = k$ and $j \neq \ell$, in which case

$$\mathbb{E}[(Z_i^\top Z_j)(Z_i^\top Z_\ell)] = \mathbb{E}[Z_i^\top \mathbb{E}[Z_j] Z_i^\top \mathbb{E}[Z_\ell]] = 0$$

since Z_j, Z_ℓ are independent of Z_i and mean zero. Hence

$$\text{Var}\left(\sum_{i < j} Z_i^\top Z_j\right) = \binom{\tilde{n}}{2} \text{Var}(Z_1^\top Z_2).$$

Moreover, by independence and centering,

$$\text{Var}(Z_1^\top Z_2) = \mathbb{E}[(Z_1^\top Z_2)^2] = \text{tr}(\Sigma_{IX}^2).$$

Therefore

$$\text{Var}(S) = 4 \binom{\tilde{n}}{2} \text{tr}(\Sigma_{IX}^2) = 2\tilde{n}(\tilde{n} - 1) \text{tr}(\Sigma_{IX}^2),$$

and thus

$$\text{Var}(B_m) = \left(\frac{m}{\tilde{n}^2}\right)^2 \text{Var}(S) = 2 \frac{m^2(\tilde{n} - 1)}{\tilde{n}^3} \text{tr}(\Sigma_{IX}^2) = O\left(\frac{m^2}{\tilde{n}^2} \text{tr}(\Sigma_{IX}^2)\right).$$

Since $\tilde{n} \asymp m$, this is $O(\text{tr}(\Sigma_{IX}^2))$.

Since $\text{tr}(\Sigma_{IX}^2) \leq md\|\Sigma_{IX}\|_{\text{op}}^2 \leq md(C/m)^2 = O(1/m) \rightarrow 0$, we get $B_m = o_p(1)$. Combining yields $\|E\|_2^2 = A_m + B_m \xrightarrow{p} b/\tilde{r}$. \square

Recall the normalized cross-moment definitions

$$C_{XX} := \frac{m}{K(K-1)} \sum_{h \neq k} \widehat{\text{Cov}}_h(\tilde{I}, \tilde{X})^\top \widehat{\text{Cov}}_k(\tilde{I}, \tilde{X}), \quad C_{XY} := m \widehat{\text{Cov}}(\tilde{I}, \tilde{X})^\top \widehat{\text{Cov}}(I, Y).$$

Equivalently, with $\hat{c}_k = \sqrt{m} \widehat{\text{Cov}}_k(\tilde{I}, \tilde{X})$, $\hat{c} = \sqrt{m} \widehat{\text{Cov}}(\tilde{I}, \tilde{X})$ and $\hat{s} = \sqrt{m} \widehat{\text{Cov}}(I, Y)$,

$$C_{XX} = \frac{1}{K(K-1)} \sum_{h \neq k} \hat{c}_h^\top \hat{c}_k, \quad C_{XY} = \hat{c}^\top \hat{s}.$$

Let $\bar{c} = \sqrt{m}c$ and $\bar{s} = \sqrt{m}s$. Under Assumption 1, $s = c\beta^*$ and thus $\bar{s} = \bar{c}\beta^*$. Write $\hat{c}_k = \bar{c} + E_k$, $\hat{c} = \bar{c} + E$, and $\hat{s} = \bar{s} + H$ as in Lemma H.2.

Expand

$$\begin{aligned} C_{XX} &= \frac{1}{K(K-1)} \sum_{h \neq k} (\bar{c} + E_h)^\top (\bar{c} + E_k) \\ &= \bar{c}^\top \bar{c} + \frac{1}{K(K-1)} \sum_{h \neq k} \bar{c}^\top E_k + \frac{1}{K(K-1)} \sum_{h \neq k} E_h^\top \bar{c} + \frac{1}{K(K-1)} \sum_{h \neq k} E_h^\top E_k. \end{aligned}$$

By Lemma H.2(i) and (ii), each of the last three terms is $o_p(1)$ since K is fixed. Therefore

$$C_{XX} = \bar{c}^\top \bar{c} + o_p(1) = mc^\top c + o_p(1) \xrightarrow{p} Q.$$

Expand

$$C_{XY} = (\bar{c} + E)^\top (\bar{s} + H) = \bar{c}^\top \bar{s} + \bar{c}^\top H + E^\top \bar{s} + E^\top H.$$

Since $\bar{s} = \bar{c}\beta^*$,

$$\bar{c}^\top \bar{s} = \bar{c}^\top \bar{c}\beta^* = mc^\top c\beta^* \rightarrow Q\beta^*.$$

Moreover, Lemma H.2(iii) gives $\bar{c}^\top H = o_p(1)$ and $E^\top H = o_p(1)$, and Lemma H.2(i) gives $E^\top \bar{s} = (\bar{c}^\top E)^\top \beta^* = o_p(1)$. Hence $C_{XY} \xrightarrow{p} Q\beta^*$.

By assumption $W_N \xrightarrow{p} W_0 \succ 0$, and we have shown that $C_{XX} \xrightarrow{p} Q \succ 0$. Therefore

$$(C_{XX}^\top W_N^{-1} C_{XX})^{-1} C_{XX}^\top W_N^{-1} \xrightarrow{p} (Q^\top W_0^{-1} Q)^{-1} Q^\top W_0^{-1}.$$

Multiplying by $C_{XY} \xrightarrow{p} Q\beta^*$ yields

$$\hat{\beta}_{\text{GMM}}^{\text{UP,HD}}(W_N) = (C_{XX}^\top W_N^{-1} C_{XX})^{-1} C_{XX}^\top W_N^{-1} C_{XY} \xrightarrow{p} \beta^*.$$

H.10 Proof of Theorem 4.8

This proof follows the same ideas as the proof of Theorem 4.2.

Lemma H.3. *Under Assumption 5,*

$$\|C_{XY} - C_{XX}\beta^*\|_2 = O_p(m^{-1/2}),$$

and consequently

$$\|C_{XX}^\top W_m (C_{XY} - C_{XX}\beta^*)\|_\infty = O_p(m^{-1/2}).$$

Proof. Write $c := \text{Cov}(I, X) \in \mathbb{R}^{m \times d}$ and $s := \text{Cov}(I, Y) \in \mathbb{R}^m$. Set $\bar{c} := \sqrt{m}c$ and $\bar{s} := \sqrt{m}s$. Under Assumption 1, $s = c\beta^*$ and thus $\bar{s} = \bar{c}\beta^*$.

Let $\hat{c} := \sqrt{m} \widehat{\text{Cov}}(\tilde{I}, \tilde{X})$ and $\hat{s} := \sqrt{m} \widehat{\text{Cov}}(\tilde{I}, \tilde{Y})$. For fold k , let $\hat{c}_k := \sqrt{m} \widehat{\text{Cov}}_k(\tilde{I}, \tilde{X})$. Write the centered errors as

$$\hat{c} = \bar{c} + E, \quad \hat{s} = \bar{s} + H, \quad \hat{c}_k = \bar{c} + E_k.$$

Then $C_{XY} = \hat{c}^\top \hat{s}$ and $C_{XX} = \frac{1}{K(K-1)} \sum_{h \neq k} \hat{c}_h^\top \hat{c}_k$. Expanding,

$$C_{XY} = (\bar{c} + E)^\top (\bar{s} + H) = \bar{c}^\top \bar{c}\beta^* + \bar{c}^\top H + (E^\top \bar{c})\beta^* + E^\top H,$$

and

$$C_{XX} = \bar{c}^\top \bar{c} + R_m, \quad R_m := \frac{1}{K(K-1)} \sum_{h \neq k} \left(\bar{c}^\top E_k + E_h^\top \bar{c} + E_h^\top E_k \right).$$

Therefore,

$$C_{XY} - C_{XX}\beta^* = \bar{c}^\top H + (E^\top \bar{c})\beta^* + E^\top H - R_m\beta^*.$$

By Lemma H.2(iii), $\|\bar{c}^\top H\|_2 = O_p(m^{-1/2})$ and $\|E^\top H\|_2 = O_p(m^{-1/2})$. By Lemma H.2(i), $\|\bar{c}^\top E\|_{\text{op}} = O_p(m^{-1/2})$, hence

$$\|(E^\top \bar{c})\beta^*\|_2 \leq \|\bar{c}^\top E\|_{\text{op}} \|\beta^*\|_2 = O_p(m^{-1/2})$$

since $\|\beta^*\|_2 = O(1)$. Finally, by Lemma H.2(i) and (ii), each summand in R_m is $O_p(m^{-1/2})$ in operator norm, and since K is fixed, the finite average satisfies $\|R_m\|_{\text{op}} = O_p(m^{-1/2})$, hence $\|R_m\beta^*\|_2 = O_p(m^{-1/2})$. By the triangle inequality,

$$\|C_{XY} - C_{XX}\beta^*\|_2 = O_p(m^{-1/2}).$$

Next, since $C_{XX} \xrightarrow{P} Q$ and $W_m \xrightarrow{P} W_0$, we have $\|C_{XX}\|_{\text{op}} = O_p(1)$ and $\|W_m\|_{\text{op}} = O_p(1)$. Therefore,

$$\|C_{XX}^\top W_m (C_{XY} - C_{XX}\beta^*)\|_\infty \leq \|C_{XX}^\top W_m (C_{XY} - C_{XX}\beta^*)\|_2 \leq \|C_{XX}\|_{\text{op}} \|W_m\|_{\text{op}} \|C_{XY} - C_{XX}\beta^*\|_2 = O_p(m^{-1/2}).$$

□

Let $H_m := C_{XX}^\top W_m C_{XX}$ and $b_m := C_{XX}^\top W_m C_{XY}$. The objective equals $\frac{1}{2}\beta^\top H_m \beta - b_m^\top \beta + \frac{1}{2}\|W_m^{1/2} C_{XY}\|_2^2 + \lambda_m \|\beta\|_1$. The basic inequality gives

$$\frac{1}{2}\Delta^\top H_m \Delta \leq \|C_{XX}^\top W_m (C_{XY} - C_{XX}\beta^*)\|_\infty \|\Delta\|_1 + \lambda_m (\|\beta^*\|_1 - \|\beta^* + \Delta\|_1),$$

for $\Delta := \hat{\beta}_{\text{GMM}, \ell_1}^{\text{UP, HD}} - \beta^*$. By Theorem H.3 and the choice of λ_m , with probability approaching one the score term is at most $\lambda_m/2$, yielding the cone constraint $\|\Delta_{S^*c}\|_1 \leq 3\|\Delta_{S^*}\|_1$. On this cone, $H_m \rightarrow Q^\top W_0 Q$ (by Assumption 5 (v) and fixed d). Assumption 5 (iv) then implies $\Delta^\top H_m \Delta \gtrsim \kappa \|\Delta\|_2^2$ for large enough m . Therefore $\|\Delta\|_2 \lesssim \sqrt{s^*} \lambda_m$ and $\|\Delta\|_1 \lesssim s^* \lambda_m$, proving the rates. The beta-min condition yields support recovery.