

Parameter-Efficient Multi-Task Fine-Tuning in Code-Related Tasks

MD ZAHIDUL HAQUE, William & Mary, USA

SAIMA AFRIN, William & Mary, USA

ANTONIO MASTROPAOLO, William & Mary, USA

Large Language Models (LLMs) have proven highly effective in automating software engineering tasks, bridging natural language and code semantics to achieve notable results in code generation and summarization. However, their scale incurs substantial computational costs, making full fine-tuning impractical. Parameter-Efficient Fine-Tuning (PEFT) methods like QLoRA enable efficient specialization with lower resource demands. Recent studies show QLoRA-optimized Large Code Models (LCMs) perform strongly across diverse tasks, yet it remains unclear whether this effectiveness persists when a single model is QLoRA fine-tuned for multiple code-related tasks. The interaction between Multi-task fine-tuning and QLoRA optimization, and how transfer learning affects correctness and quality of generated artifacts, remains largely unexplored. We investigate Multi-task QLoRA fine-tuning across three representative tasks: code generation, translation, and summarization. We evaluate functional correctness through execution-based and similarity-based metrics, complemented by comprehensive code quality analysis—an aspect largely overlooked in prior work. Our findings show that Multi-task QLoRA effectively leverages transfer learning, achieving competitive or superior performance relative to both Single-task QLoRA and Multi-task full fine-tuning. Larger models demonstrate more consistent balance between correctness and quality, whereas smaller models preserve functionality but exhibit a higher incidence of quality-related issues.

CCS Concepts: • **Computing methodologies** → **Machine learning**; • **Software and its engineering** → **Software verification and validation**.

Additional Key Words and Phrases: Multi-task Learning, Code Generation, Code Summarization, Code Translation, QLoRA, Full Fine-tuning, Non-functional Requirements, Static Analysis

ACM Reference Format:

Md Zahidul Haque, Saima Afrin, and Antonio Mastropaolo. 2026. Parameter-Efficient Multi-Task Fine-Tuning in Code-Related Tasks. 1, 1 (January 2026), 32 pages. <https://doi.org/10.1145/nnnnnnnn.nnnnnnnn>

1 Introduction

The emergence of Large Code Models (LCMs)—specialized architectures designed for code understanding and generation—has fundamentally expanded the automation capabilities within software engineering (SE). As adaptations of Large Language Models (LLMs) for code-intensive applications, LCMs have redefined the boundaries of what practitioners and developers can accomplish when supported by intelligent coding assistants capable of automating a variety of activities, including the generation of various software artifacts, such as code and code documentation [6, 16, 20, 28]. By leveraging large-scale pre-training on source code and natural language corpora, LCMs capture latent aspects of program semantics that enable them to automate key software engineering tasks and streamline workflows across the development lifecycle [73]. These capabilities have transformed LCMs into powerful tools for practitioners, facilitating effective knowledge transfer and fundamentally reshaping how developers understand, write, and reason about code.

Facilitated by the introduction and widespread adoption of “*on-the-fly*” adaptation techniques—such as prompt engineering methods that enable task-specific calibration without retraining or modifying the model’s internal parameters—LCMs have quickly established themselves as flexible and accessible tools for a broad range of software engineering applications. These methods allow practitioners to guide model behavior through natural language instructions, examples, or structured information (*i.e.*, prompts), reducing the need for costly fine-tuning cycles while maintaining strong performance across diverse tasks.

Authors’ Contact Information: Md Zahidul Haque, William & Mary, Computer Science, Williamsburg, VA, USA, mhaque@wm.edu; Saima Afrin, William & Mary, Computer Science, Williamsburg, VA, USA, safrin@wm.edu; Antonio Mastropaolo, William & Mary, Computer Science, Williamsburg, VA, USA, amastropaolo@wm.edu.

Permission to make digital or hard copies of all or part of this work for personal or classroom use is granted without fee provided that copies are not made or distributed for profit or commercial advantage and that copies bear this notice and the full citation on the first page. Copyrights for components of this work owned by others than the author(s) must be honored. Abstracting with credit is permitted. To copy otherwise, or republish, to post on servers or to redistribute to lists, requires prior specific permission and/or a fee. Request permissions from permissions@acm.org.

© 2026 Copyright held by the owner/author(s). Publication rights licensed to ACM.

Manuscript submitted to ACM

However, despite the impressive adaptability offered by prompt-based interaction, recent studies [3, 6, 7, 32, 79] have shown that fine-tuning remains essential for achieving consistent, high-quality performance—particularly in specialized downstream code-related tasks such as code summarization and code generation. In this regard, fine-tuned *LCMs* not only exhibit greater robustness and contextual precision but, when optimized efficiently, can attain these improvements with substantially lower resource demands through techniques such as Parameter-Efficient Fine-Tuning (PEFT) [9, 37, 58, 63, 80].

PEFT methods achieve targeted model adaptation by updating only a small subset of parameters, thus removing the need for complete model retraining. This strategy offers a highly favorable balance between efficiency and performance, achieving substantial reductions in computational cost while maintaining—or even improving—accuracy on downstream code-related tasks [9, 14, 15, 22, 33, 57, 71, 72, 75, 91].

If, on the one hand, this behavior represents a clear advantage in terms of efficiency and scalability, on the other hand, it raises important questions about the extent to which these improvements hold across heterogeneous tasks. Most existing evaluations of PEFT methods—including QLoRA [19], which has been consistently identified as one of the most effective fine-tuning approaches for software engineering automation [4]—have been conducted in Single-task settings, typically focusing on code generation or summarization. In such cases, task boundaries are clearly defined, and model objectives remain uniform. However, real-world software engineering workflows often involve multiple, interdependent tasks, such as generating, translating, and summarizing code, which demand that models generalize effectively across different modalities and reasoning processes.

On top of that, introducing additional parameters through QLoRA optimization may disrupt the delicate balance between parameter efficiency and representational stability, particularly during joint fine-tuning across diverse tasks. This concern aligns with the findings of Afrin *et al.* [5], who demonstrated that quantization can reshape a model’s parameter space by altering its topological structure, potentially affecting output quality. Since QLoRA inherently couples learnable parameter injection with quantization, it becomes crucial to examine whether these combined processes compromise output quality, consistency, and reliability—an aspect particularly relevant to modern software engineering practices, where models must handle heterogeneous and interdependent tasks within a unified framework. Understanding this interaction is essential to determine whether QLoRA maintains both efficiency and stability across diverse code-related applications. In practice, this requires models to perform effectively on tasks such as natural language to code generation (NL-to-Code), code summarization (Code-to-NL), and code transformations (Code-to-Code) (e.g., code translation). Ensuring consistent performance across these modalities demands a shared representational space that captures the semantic and syntactic relationships between programming and natural languages. Evaluating QLoRA’s capacity to preserve this coherence under *Multi-task* fine-tuning is therefore key to developing scalable, resource-efficient *LCMs* capable of supporting real-world software engineering workflows.

Motivated by these considerations, this paper investigates the effect of *Multi-task* QLoRA fine-tuning across the full spectrum of code-related tasks, evaluating *code generation*, *code summarization*, and *code translation* under a unified framework. Specifically, we adopt Qwen2.5-Coder—a model family widely recognized for its performance in code-oriented applications—as the base *CLM*. To ensure a controlled and balanced evaluation, we employ two task-aligned datasets (one for *Python* and one for *Java*) for the Code-to-NL (code summarization) and NL-to-Code tasks (code generation), thereby strengthening the generalizability of our findings. For Code-to-Code applications, we focus on code translation, following prior research [9, 15, 33, 70, 71, 75] by selecting *Java* and *C#* as the source and target languages.

Our experimental design comprises three distinct training configurations applied across three model scales from the Qwen2.5-Coder family (0.5B, 1.5B, and 3B parameters). For comprehensive evaluation, we implement: (i) QLoRA fine-tuning for both *Multi-task* and Single-task scenarios, (ii) full-parameter fine-tuning (FFT) for *Multi-task* scenarios. This results in the specialization (*i.e.*, training) of 15 models in total: 3 *Multi-task* QLoRA models (one per size trained on all three tasks), 9 Single-task QLoRA models (3 tasks \times 3 sizes), and 3 *Multi-task* FFT models (one per size trained on all three tasks). We systematically analyze differences in functional correctness and non-functional quality, while controlling for potential confounding factors to ensure a rigorous and fair comparison across all configurations.

Our comprehensive evaluation reveals nuanced trade-offs between correctness and quality in *Multi-task* QLoRA configurations. While *Multi-task* QLoRA demonstrates comparable functional correctness to Single-task variants, it achieves this with substantially reduced memory footprint. When contrasted with full-parameter *Multi-task* fine-tuning, QLoRA maintains competitive

performance while requiring significantly fewer computational resources. Perhaps most surprisingly, our non-functional analysis indicates that *Multi-task* QLoRA does not systematically degrade code quality—contradicting assumptions about inevitable quality compromises in parameter-efficient methods.

To the best of our knowledge, this constitutes the first comprehensive investigation examining both functional correctness and non-functional quality attributes of *Multi-task* QLoRA across the full spectrum of code-related tasks. Specifically, our contributions encompass:

- A systematic empirical comparison of ***Multi-task* versus Single-task QLoRA** configurations across code generation, summarization, and translation, quantifying differences in functional correctness and resource utilization across the Qwen2.5-Coder model family.
- A rigorous evaluation contrasting ***Multi-task* QLoRA with Multi-task full fine-tuning**, establishing the practical trade-offs between parameter efficiency and functional performance across varying model scales.
- The first comprehensive **non-functional quality assessment** of *Multi-task* QLoRA outputs, employing: (i) static analyzers (Pylint, PMD, Roslyn, Lizard, SonarCloud) for generation and translation tasks, and (ii) LLM-as-judge evaluation for summarization to assess summary quality across multiple dimensions.
- A publicly available **replication package** [2] containing curated datasets, fine-tuned models spanning the Qwen2.5-Coder family, evaluation harnesses, and comprehensive documentation to facilitate reproducibility and extension of our findings.

2 Background and Related Work

This section provides an overview of recent advancements that form the foundation of our investigation. We begin by examining large code models and their role in automating software engineering tasks. We then discuss parameter-efficient fine-tuning (PEFT) techniques, with particular emphasis on QLoRA, which enable efficient adaptation of large models to specialized domains. Finally, we review recent findings on the quality of LLM-generated software artifacts, demonstrating that functional correctness alone provides an insufficient evaluation framework. While our work focuses on *Multi-task* QLoRA optimization, we note that *Multi-task* learning approaches for code models have evolved substantially since the introduction of text-to-text transfer transformers (T5) [40, 42, 54, 76]; readers seeking a comprehensive synthesis of this evolution are directed to the systematic literature review by Watson *et al.* [77].

2.1 Large Code Models

Recent advances in large language models have substantially expanded capabilities for code automation. Specialized large code models (LCMs) including CodeGen [44], AlphaCode [29], PolyCoder [82], CodeLlama [56], DeepSeek-Coder [89], and Qwen2.5-Coder [24] demonstrate proficiency across diverse software engineering tasks [23], including code generation, summarization, translation, bug fixing, and test generation. General-purpose language models such as GPT-5 [45], Claude [8], and Gemini [66] similarly exhibit strong performance on code-related tasks, establishing their utility as benchmarks for evaluating model reasoning, cross-language generalization, and coding capabilities.

Although LCMs are often used without fine-tuning—adapting instead through instruction-based prompting that dynamically shapes model behavior rather than adjusting weights via backpropagation—this approach typically achieves only superficial adaptation with limited specialization for complex or domain-specific tasks [52, 78]. Fine-tuning remains the most effective strategy for optimal performance and reliability, as it enables models to internalize domain-specific representations and capture nuanced task dependencies that prompting alone cannot achieve [60, 80].

2.2 Parameter-Efficient Fine-Tuning

The substantial computational demands of fine-tuning billion parameter code models have motivated research into optimization strategies that reduce resource requirements while preserving model effectiveness. In a recent literature mapping, Shi *et al.* [59] identified four key areas for optimizing large code models: data reduction, model-centric approaches, system-centric methods, and program-centric techniques. Parameter-Efficient Fine-Tuning (PEFT) falls within the model-centric category, optimizing model adaptation by updating only a subset of parameters rather than the entire model. The success of QLoRA for various coding tasks—as demonstrated in the systematic literature review by Afrin *et al.* [4] can be attributed to its ability to achieve both performance

improvements and efficiency gains in almost all evaluated applications across Automated Program Repair, Code Completion, Code Generation, and Code Summarization. This reliability stems from QLoRA’s integration of 4-bit quantization with low-rank adaptation, enabling effective fine-tuning of large models in resource-constrained settings.

Among the various methods, the prevalence of QLoRA Recent research has applied PEFT methods to various code automation tasks, though primarily in Single-task configurations. Studies have explored Adapter tuning [74], LoRA, and Prompt Tuning for tasks including code search, summarization, clone detection, defect detection, and code translation [3, 9, 14, 15, 33, 35, 64, 71, 72]. These investigations demonstrate that parameter-efficient methods can achieve performance comparable to or exceeding full fine-tuning while updating only a fraction of model parameters. However, existing PEFT research for code focuses exclusively on Single-task scenarios where models are optimized for one specific objective. Whether parameter-efficient methods can maintain effectiveness when learning multiple code-related tasks simultaneously remains unexplored.

2.3 Quantized Low-Rank Adaptation (QLoRA) of Large Code Models

Dettmers *et al.* [19] proposed QLoRA, an approach combining LoRA with LLM quantization¹. QLoRA introduces key innovations including (i) the 4-bit NormalFloat (NF4) data type, (ii) Double Quantization (DQ), and (iii) Paged Optimizers, enabling efficient fine-tuning that reduces memory usage while maintaining high performance [19]. The method quantizes pre-trained model weights to 4-bit precision using NF4, a data type optimized for neural network weight distributions. Double quantization further reduces memory footprint by quantizing both model weights and quantization constants, while Paged Optimizers manage memory spikes during gradient checkpointing to prevent out-of-memory errors. A detailed explanation of QLoRA and the fine-tuning process is provided in Section 3.3 and Section 3.4.

2.3.1 QLoRA-based Optimization of LCMs. Limited research has investigated QLoRA’s efficiency for code language models. Yang *et al.* [83] applied QLoRA to models including CodeLlama [1], StarChat-alpha [67], and Mistral-Instruct-7B [25] for automatic program repair (APR), demonstrating its effectiveness in defect repair tasks. Weyssow *et al.* [79] compared PEFT techniques to In-Context Learning (ICL) for code generation, finding PEFT methods superior, and investigated QLoRA applicability across CodeLlama 7B, 13B, and 34B *Python* models using 8-bit and 4-bit quantization. On the other hand, Afrin *et al.* [3] explored QLoRA for code summarization tasks, demonstrating proficient performance when models are required to process code as input, capture its intent, and project that understanding into natural language output.

Liu *et al.* [31] introduced MFTCoder, a *Multi-task* fine-tuning framework that applies LoRA and QLoRA across five code-related tasks: code completion, text-to-code generation, code comment generation, code translation, and unit test case generation. The framework incorporates multiple loss functions to address data imbalance, task difficulty variations, and convergence speed inconsistencies across tasks. Experimental results on CodeLlama-13B-Python demonstrated that their *Multi-task* approach outperformed both Single-task fine-tuning and mixed-task data training across multiple benchmarks, achieving 74.4% pass@1 on HumanEval with their CodeFuse-CodeLlama-34B model.

Despite these advances, several limitations persist in the current state of research. First, MFTCoder relies on synthetically generated training data through Self-Instruct and GPT-based generation for specific tasks, particularly code exercises datasets, raising questions about generalizability to real-world code distributions. Second, evaluation focuses exclusively on functional correctness metrics—pass@1 for generation tasks, BLEU scores for translation and summarization, and GPT-4-based assessment for code comments—without examining the quality attributes of code produced by generation and translation tasks, or the linguistic quality of natural language summaries beyond similarity scores.

To address these gaps, our work extends the evaluation of *Multi-task* QLoRA in three key directions. First, we conduct a systematic comparison across model scales (0.5B, 1.5B, 3B) to understand how capacity interacts with *Multi-task* learning under parameter-efficient constraints. Second, we provide the first comprehensive non-functional quality assessment of *Multi-task* QLoRA outputs, employing static analyzers (Pylint, PMD, Roslyn, Lizard, SonarCloud) for code generation and translation tasks, and LLM-as-judge evaluation for summarization quality beyond lexical similarity. Third, we contrast *Multi-task* QLoRA against

¹Quantization is a model compression technique that reduces the precision of numerical representations (e.g., from 16-bit floating point to 8-bit or 4-bit formats) to decrease memory usage and computational cost. By representing model weights with fewer bits, quantization enables the fine-tuning and deployment of large models on resource-constrained hardware while maintaining near-original performance [18, 21].

Table 1. Comparison of parameter-efficient fine-tuning studies for code-related tasks. CG = Code Generation, CS = Code Summarization, CT = Code Translation, APR = Automatic Program Repair, CC = Code Completion, UT = Unit Test Generation.

Study	Method	Multi-task	Tasks						Functional	Quality
			CG	CS	CT	APR	CC	UT		
Weyssow <i>et al.</i> [79]	QLoRA	✗	✓						✓	✗
Yang <i>et al.</i> [83]	QLoRA	✗				✓			✓	✗
Afrin <i>et al.</i> [3]	QLoRA	✗		✓					✓	✗
Liu <i>et al.</i> [31]	LoRA/QLoRA	✓	✓	✓	✓		✓	✓	✓	✗
Our work	QLoRA	✓	✓	✓	✓				✓	✓

Multi-task full fine-tuning to establish the trade-offs between parameter efficiency and model effectiveness across different code-related tasks and model scales. Table 1 summarizes the scope of existing QLoRA-based parameter-efficient fine-tuning studies for code-related tasks and highlights the gaps addressed by our work.

3 Study Methodology

The primary objective of this study is to comprehensively examine the impact of *Multi-task* QLoRA fine-tuning on the functional correctness and non-functional quality attributes of *LCMs* outputs, compared to Single-task approaches. While QLoRA has demonstrated promise in reducing computational overhead for Single-task scenarios, it remains crucial to understand whether these efficiency gains persist and at what cost when models must balance multiple, potentially competing objectives within a shared parameter space. To systematically investigate these concerns, we formulate two research questions:

RQ₁: How do *Multi-task* QLoRA-optimized models compare to Single-task QLoRA models in terms of functional correctness and overall output quality across code generation, summarization, and translation tasks?

In *RQ₁*, we measure performance variations when specializing *LCMs* with QLoRA under *Multi-task* versus Single-task configurations, examining whether joint training on complementary code-related tasks enhances generalization or introduces performance trade-offs compared to task-specific optimization.

RQ₂: How does *Multi-task* QLoRA fine-tuning compare to *Multi-task* full fine-tuning in terms of functional correctness and non-functional quality across code generation, summarization, and translation tasks?

In *RQ₂*, we evaluate whether the parameter efficiency of *Multi-task* QLoRA comes at the cost of performance degradation compared to *Multi-task* full fine-tuning, assessing the trade-offs between computational efficiency and model effectiveness across different code-related tasks.

3.1 Code Language Models

To address the research questions outlined above, we employ the **Qwen2.5-Coder-Instruct** model family across three parameter scales: 0.5B, 1.5B, and 3B. Qwen2.5-Coder represents a code-specialized adaptation of the Qwen2.5 architecture, pre-trained on over 5.5 trillion tokens encompassing source code, code-grounded text, and synthetic data [24]. The model family implements a carefully balanced data mixture of 70% code, 20% text, and 10% mathematical content, designed to maintain strong coding capabilities while preserving general language understanding. We select Qwen2.5-Coder over alternatives such as CodeLlama and DeepSeek-Coder based on its demonstrated effectiveness in recent software engineering automation research [53, 90]—where it has shown strong performance across diverse code understanding and generation tasks. On top of that, its robust instruction-following capabilities and competitive benchmark results make the Qwen2.5-Coder-Instruct family a reliable foundation for evaluating *Multi-task* scenarios where models must differentiate between task types—such as generation, summarization, and translation—and adapt their behavior according to natural language directives. Furthermore, its open availability, comprehensive documentation, and active community support facilitate reproducibility and enable rigorous experimental validation, aligning closely with the objectives of this study.

3.2 Tasks and Datasets

We ground our analysis on three fundamental code-related tasks that span different data modalities and represent core capabilities in modern software engineering workflows: **code generation (NL-to-Code)**, **code summarization (Code-to-NL)**, and **code translation (Code-to-Code)**. These tasks collectively assess a model’s ability to bridge natural language and code while transforming across programming languages, providing a comprehensive evaluation framework that captures the diverse reasoning patterns required for effective software engineering automation.

3.2.1 Code Generation: For code generation, we evaluate performance across two programming languages—*Python* and *Java*—to provide a comprehensive and balanced assessment. This dual-language approach enhances the empirical robustness of our analysis and strengthens the generalizability of our findings by capturing model behavior across syntactically and semantically distinct language paradigms commonly employed in code generation research [12, 85].

Training Data: We utilize the Code-to-Text dataset from the CodeXGLUE benchmark [38], adapting it for code generation through task inversion. CodeXGLUE was originally designed for code summarization and comprises pairs of code methods with corresponding natural language descriptions. We selected CodeXGLUE based on its established use in prior research on LLMs for code-related tasks [3, 75] and its comprehensive coverage of both *Java* and *Python* implementations.

During this adaptation process, we filtered instances where: (i) the docstring field was empty or missing, (ii) the code field was empty or missing, or (iii) signature extraction failed to produce a valid result. The third condition applies when code does not conform to expected structural patterns—specifically, *Python* code lacking lines beginning with `def` or `async def`, or *Java* code missing an opening brace to delimit the method signature from the body. These filtering criteria ensure that all retained instances contain valid input-output pairs with complete and parseable signatures. As shown in Table 2, this process yields 164,923 *Java* and 251,818 *Python* training instances, with corresponding validation sets of 5,183 and 13,914 instances, respectively.

Evaluation Data: For evaluation, we employ CoderEval [85], a benchmark specifically designed for assessing code generation capabilities and widely used in the current body of research [48, 65, 75]. Originally, CoderEval featured 460 code generation problems (230 per language), where each problem comprises: (i) a natural language description specifying functional requirements, (ii) a reference implementation demonstrating a correct solution, and (iii) a test suite for evaluating functional correctness of generated code.

Before adopting CoderEval, we conducted quality assurance following Crupi *et al.* [17]. Our final evaluation set contains 184 *Java* and 190 *Python* problems with verified test suites (reported as Test instances in Table 2), ensuring that metrics capture genuine functional correctness rather than artifacts of test suite deficiencies.

3.2.2 Code Translation: For code translation, we employ the benchmark dataset from CodeXGLUE [38], which provides paired code snippets for migration between *Java* and C#.

Training Data: The CodeXGLUE code translation dataset comprises paired *Java* and C# code snippets that implement equivalent functionality, enabling bidirectional translation tasks (*Java*→C#, C#→*Java*). These tasks focus on preserving semantic equivalence while adapting syntax and idioms to the target language. Each pair serves as an input-output example where source code in one language corresponds to its functionally equivalent implementation in the other. As shown in Table 2, the dataset includes 10,300 training instances per direction (20,600 total) and 1,000 validation instances (500 per direction).

Evaluation Data: For evaluation, we rely on the test split provided by CodeXGLUE, comprising 1,000 *Java*→C# and 1,000 C#→*Java* translation pairs (2,000 total instances). Each test instance consists of a source code snippet paired with its reference target implementation.

3.2.3 Code Summarization: For code summarization, we employ the CodeXGLUE Code-to-Text dataset [38] for training and a curated subset from CoderEval [85] for evaluation. The CoderEval subset was created by inverting the input-output pairs from the code generation task, following the approach adopted in recent research [17, 68].

Training Data: For code summarization, we employ the same Code-to-Text dataset from the CodeXGLUE benchmark [38], which comprises paired examples of source code methods and their corresponding natural language summaries. The distinction from the code generation configuration lies in the input-output orientation: here, the input is the code snippet and the output is its semantically aligned natural language description—the inverse of the configuration used for code generation. Consequently,

the dataset composition mirrors that of the code generation task in terms of size and language distribution, encompassing both *Python* and *Java*. Training, validation, and test splits are reported in Table 2.

Evaluation Data: For evaluation, we employ the curated CoderEval subset from Crupi *et al.* [17], constructed by selecting the 100 longest functions per language based on statement count, as meaningful summaries are particularly valuable for complex code. While Crupi *et al.* reported 198 instances (99 per language) after deduplication, their replication package contains 199 instances: 99 *Java* and 100 *Python* functions. We utilize all 199 instances (Table 2), each comprising a function with its corresponding developer-written summary. The original CoderEval reference summaries contain documentation styles that differ from our training distribution. *Java* summaries consistently include Javadoc formatting with structured annotations (e.g., @param, @return tags), inline markup (e.g., @code), and HTML elements, while *Python* summaries frequently contain multi-line docstrings with parameter sections, return specifications, or verbose explanations spanning multiple sentences. Since our training data from CodeXGLUE comprises concise, single-sentence natural language summaries without such annotations or extended descriptions, evaluating against raw CoderEval summaries would introduce a systematic mismatch between training and evaluation distributions. To ensure a fair and consistent evaluation, we preprocess the CoderEval reference summaries for both languages by extracting only the first sentence from multi-sentence docstrings (to match the single-sentence summary format), removing structured annotations, and condensing verbose explanations into concise summaries. The processed evaluation dataset is included in our replication package [2].

Table 2. Dataset statistics across all three code-related tasks. Training and Validation instances are from CodeXGLUE [38].

Task	Language	Train	Validation	Test
Code Summarization (CS)	<i>Java</i>	164,923	5,183	99*
	<i>Python</i>	251,820	13,914	100*
	<i>Total</i>	416,743	19,097	199
Code Generation (CG)	<i>Java</i>	164,923	5,183	184*
	<i>Python</i>	251,818	13,914	190*
	<i>Total</i>	416,741	19,097	374
Code Translation (CT)	<i>Java</i> → <i>C#</i>	10,300	500	1,000
	<i>C#</i> → <i>Java</i>	10,300	500	1,000
	<i>Total</i>	20,600	1,000	2,000

*Test instances from CoderEval [85] (see Sections 3.2.1 and 3.2.3).

3.3 QLoRA Fine-Tuning in a Nutshell

We employ QLoRA [19], a parameter-efficient fine-tuning approach that combines low-rank adaptation (LoRA) with quantization to enable lightweight task-specific model specialization while keeping the base parameters frozen. LoRA modules are configured with rank $r = 8$, scaling factor $\alpha = 16$, and dropout probability $p = 0.1$, as summarized in Table 3. These adapters are injected into seven projection layers within each transformer block: the attention projections (q_proj, k_proj, v_proj, o_proj) and the feed-forward projections (gate_proj, up_proj, down_proj). The scaling factor α regulates the contribution of adapter updates, with an effective learning rate proportional to α/r . During training for code generation, summarization, and translation tasks, only the adapter parameters are updated, substantially reducing the number of trainable weights compared to full fine-tuning while preserving model performance.

3.4 Training Procedure

We conduct experiments under two primary training paradigms: *Multi-task fine-tuning*, where a single model learns across all three code-related tasks simultaneously, and *Single-task fine-tuning*, where separate models are trained independently for each task. For clarity, we adopt the following notation throughout this paper: MT denotes *Multi-task* configurations, ST denotes *Single-task* configurations, and FFT refers to full fine-tuning where all model parameters are updated. Consequently, *MT-FFT* represents

Table 3. QLoRA adapter configuration parameters.

Parameter	Description	Value
r	Rank of adapter matrices	8
lora_alpha	Adapter scaling factor	16
lora_dropout	Dropout rate for adapters	0.1
target_modules	Layers with adapter injection	q/k/v/o_proj, gate/up/down_proj

Multi-task full fine-tuning, *ST-QLoRA* represents Single-task QLoRA fine-tuning, and *MT-QLoRA* represents *Multi-task* QLoRA fine-tuning.

Single-task Training Strategy. For *ST-QLoRA*, we train independent models for each of the experimented tasks. Each Single-task model is specialized with the same task-specific system prompt and data processing pipeline as its *Multi-task* counterpart, differing only in excluding training instances from other tasks during fine-tuning.

Multi-task Training Strategy. For *Multi-task* configurations (*MT-FFT*, *MT-QLoRA*), we first create a unified training corpus that includes instances from `CSJava,Python`, `CGJava,Python`, and `CTJava,C#`. We concatenate the processed datasets and apply shuffling with a fixed random seed (seed=42) to ensure randomized task exposure during training. This approach results in naturally balanced task sampling without explicit task weighting, as the model encounters examples from all tasks with probability proportional to their representation in the combined dataset—a well-known and widely used approach to tackle code-related tasks [16, 40, 42].

Training Configuration. We maintain consistent hyperparameters across all experiments (Table 4), following Afrin *et al.* [3]. Training employs a per-device batch size of 2 with gradient accumulation over 16 steps, yielding an effective batch size of 32. All models are trained for 5 epochs using the AdamW optimizer with a learning rate of 1×10^{-4} , cosine learning rate scheduling, and 1,000 warmup steps. We set the maximum sequence length to 512 tokens with packing enabled, which concatenates short instances and truncates long ones to improve GPU utilization by minimizing padding overhead.

For code translation, which comprises approximately 21K instances compared to approximately 416K instances for other tasks, we adjust the evaluation frequency to 625 steps and reduce warmup steps to 100 to maintain proportionality with the smaller dataset size (approximately one epoch given ~644 steps per epoch). We evaluate on 100 samples randomly selected from the 1,000 validation instances, representing 5–10% proportional sampling across tasks.

QLoRA fine-tuning employs 8-bit AdamW to reduce memory consumption and disables gradient checkpointing, as 4-bit quantization provides sufficient memory savings. Full fine-tuning uses standard PyTorch AdamW with gradient checkpointing enabled to manage higher memory requirements.

Early Stopping and Model Selection. We apply early stopping based on validation performance: SacreBLEU [50] for summarization and CodeBLEU [55] for generation and translation in Single-task models, or averaged combined metrics for *Multi-task* models. Training stops after three consecutive evaluations without improvement. Evaluation metrics are detailed in Section 3.5. All experiments ran on Ubuntu 22.04 LTS with 8 NVIDIA A40 GPUs (46GB each) and CUDA 12.2.

3.5 Evaluation Procedure

Having established our experimental setup, we now evaluate the outputs produced by different model configurations across all code-related tasks using established metrics from the literature. We structure this section by grouping tasks based on output modality: *code generation* and *code translation* produce source code and are evaluated for functional correctness and code quality, while *code summarization* produces natural language and is evaluated for linguistic and semantic quality. This organization allows us to apply task-appropriate metrics while maintaining coherence in evaluation methodology.

3.5.1 Evaluating Correctness and Quality of Automatically Generated Code. The evaluation of AI-generated code encompasses two complementary dimensions: (i) *correctness*, which measures whether the code executes as intended and produces expected outputs, and (ii) *quality*, which assesses whether the code adheres to syntactic, semantic, and stylistic standards. Correctness captures functional reliability and behavioral equivalence with respect to ground-truth implementations through execution-based testing. Quality encompasses attributes such as readability, maintainability, and adherence to coding standards—factors that may

Table 4. Training hyperparameters for all experimental configurations.

Parameter	Description	Value
batch_size	Per-device training batch	2
gradient_accum	Gradient accumulation steps	16
learning_rate	Initial learning rate	1×10^{-4}
lr_scheduler	Learning rate schedule	cosine
warmup_steps	Linear warmup steps	1,000*
num_epochs	Training epochs	5
max_seq_length	Maximum sequence length	512
packing	Sequence packing	True
patience	Early stopping patience	3
<i>Method-Specific Settings</i>		
optimizer	QLoRA	adamw_bnb_8bit
optimizer	FFT	adamw_torch
gradient_ckpt	QLoRA	False
gradient_ckpt	FFT	True

*Translation uses 100 warmup steps and 625 evaluation steps due to smaller dataset size.

not affect immediate execution but are crucial for long-term software maintenance and evolution. Together, these dimensions provide a comprehensive assessment of a model’s ability to produce code that is both functionally accurate and practically valuable in real-world software engineering contexts.

Measuring Correctness via $\text{pass}@k$ and CodeBLEU. We evaluate the functional correctness of automatically generated code using two complementary metrics: $\text{pass}@k$ [13] and CodeBLEU [55].

The $\text{pass}@k$ metric estimates the probability that at least one of k generated solutions passes all unit tests for a given problem. We set $k = 1$, meaning only the model’s top-ranked output is evaluated. This strict configuration provides a conservative measure of the model’s ability to synthesize functionally valid programs that satisfy all task requirements.

CodeBLEU extends the traditional BLEU metric [47] by incorporating code-aware components that capture the structural and semantic characteristics of programming languages. Specifically, it combines: (1) n -gram matching for surface-level similarity, (2) weighted n -gram matching based on syntax tokens derived from abstract syntax trees (ASTs), (3) data-flow matching to model variable dependencies, and (4) keyword matching for programming-specific operators and constructs. This metric provides deeper insights into the syntactic and semantic fidelity of generated code relative to reference implementations.

For *code generation*, we use $\text{pass}@1$ as the primary metric to assess whether the top-ranked output passes all functional tests in the CoderEval benchmark [85]. We complement this with CodeBLEU scores to capture structural and semantic alignment with reference implementations.

For *code translation*, the evaluation focuses on the model’s ability to accurately transform code from a source language into a target language while preserving its semantics and structure. Since executable test suites are unavailable for the CodeXGLUE translation dataset, we rely exclusively on CodeBLEU to assess functional correctness by measuring how well the translated code preserves the semantic intent and structural characteristics of the reference implementation across languages.

Measuring Quality Attributes of Code. To assess the non-functional quality of the generated code, we rely on a set of well-established static analysis tools—following the approach adopted in recent research [5, 26, 34, 36, 61]. These tools quantify structural, stylistic, and maintainability attributes that influence the readability and robustness of model-generated code. For clarity, we report each indicator using its short form in parentheses (e.g., *Cyclomatic Complexity* (CyC)). Specifically, we employ LIZARD, PMD, PYLINT, SONARCLOUD, and ROSLYN to evaluate different aspects of code complexity, style conformance, and maintainability across *Java*, *Python*, and *C#*.

Lizard. [84] is a language-agnostic code complexity analyzer that processes source code without requiring compilation infrastructure. The tool performs lexical analysis to extract structural metrics from function implementations. We apply Lizard to all three languages (*Java*, *Python*, *C#*) in our study.

PMD. [46] is a static analysis tool for *Java* that evaluates code quality using rule-based detection. We apply PMD to *Java* outputs generated in code generation and translation tasks.

Pylint. [51] performs static analysis on *Python* code to enforce style guidelines and identify potential defects [36, 61].

SonarCloud. [62] performs cloud-based static analysis to detect code quality issues and technical debt across multiple programming languages. We apply SonarCloud to *Java*, *Python*, and *C#* outputs to obtain cross-language quality metrics that complement the language-specific insights from other tools. Since our code generation and translation tasks produce function-level outputs, we employ compilation wrappers to enable SonarCloud’s full analysis capabilities.

Roslyn. [43] provides Microsoft’s open compiler infrastructure for *C#*, exposing compilation APIs that enable deep code inspection. The platform performs syntactic, semantic, and structural analysis by leveraging the same logic used for compilation. This supports tasks including pattern detection, rule validation, and automated correction suggestions. We leverage Roslyn to categorize issues in *C#* outputs.

Table 5 summarizes the metrics computed by each tool along with the supported programming languages.

Table 5. Overview of static analysis tools and metrics used for non-functional code quality evaluation.

Tool	Metric	Description	Java	Python	C#
Lizard [84]	<i>Detection Rate</i> (DR)	Quantifies the proportion of generated functions that Lizard can successfully parse. This indicates whether outputs are syntactically valid enough for automated analysis.	✓	✓	✓
	<i>Cyclomatic Complexity</i> (CyC)	Quantifies structural complexity through control flow analysis. Given a control flow graph with E edges, N nodes, and Q connected components, the complexity M is computed as $M = E + 2Q - N$. Higher values correspond to more branching logic.	✓	✓	✓
	<i>Lines of Code</i> (LoC)	Counts non-whitespace, non-comment source lines. This size metric correlates with maintenance burden and development effort.	✓	✓	✓
	<i>Token Count</i> (Tok)	Enumerates lexical elements (keywords, identifiers, operators, literals) in the source. This language-neutral size measure is insensitive to formatting choices.	✓	✓	✓
PMD [46]	<i>Best Practices</i> (BP)	Detects code patterns that deviate from recommended design approaches or create obstacles for future maintenance activities.	✓		
	<i>Code Style</i> (CS)	Verifies compliance with formatting standards, particularly regarding bracket placement and identifier naming conventions.	✓		
	<i>Design</i>	Reports structural concerns such as excessive nesting of conditional logic that impact long-term maintainability.	✓		
	<i>Error Prone</i> (EP)	Identifies problematic constructs that exhibit poor clarity or have high potential for causing failures during execution.	✓		
	<i>Multi-threading</i> (MT)	Detects concurrency problems that arise when managing parallel execution contexts, requiring appropriate coordination mechanisms.	✓		
	<i>Performance</i> (Perf.)	Locates inefficient implementation choices that negatively affect execution speed and computational resource utilization.	✓		
Pylint [51]	<i>Convention</i> (Conv)	Flags departures from PEP 8 style rules, encompassing spacing, indentation, identifier naming, and line formatting. These affect uniformity and scanability.		✓	
	<i>Refactor</i> (Ref)	Identifies poor structural choices including duplicated logic, excessive nesting depth, and oversized functions. These suggest refactoring opportunities.		✓	
	<i>Warning</i> (Warn)	Surfaces suspicious patterns like unreferenced imports, unused bindings, and name shadowing that may cause unexpected behavior.		✓	
	<i>Error</i> (Err)	Reports likely defects, including malformed syntax, reference to undefined names, incorrect function signatures, and type violations that cause runtime crashes.		✓	
SonarCloud [62]	<i>Security Hotspots</i> (Sec)	Identifies security-sensitive code patterns requiring manual review. These include hard-coded credentials, weak cryptography usage, improper input validation, and unprotected resource access.	✓	✓	
	<i>Reliability</i> (Rel)	Counts the total number of issues impacting code robustness detected through static analysis rules.	✓	✓	
	<i>Maintainability</i> (Main)	Evaluates code quality by detecting issues that impact the ease of understanding, modifying, and extending code over time.	✓	✓	
	<i>Cognitive Complexity</i> (CoC)	Measures the difficulty of understanding code’s control flow structure by assigning penalties for nested constructs.	✓	✓	
Roslyn [43]	<i>Syntax Errors</i>	Reports malformed <i>C#</i> constructs that block compilation, including incorrect statement structure, incompatible type usage, and disallowed operations.			✓
	<i>Maintainability Issues</i>	Identifies structural and stylistic problems that complicate code comprehension, modification, and evolution over time.			✓

Together, these tools provide a multifaceted assessment of the non-functional quality of model-generated code. By combining metrics that capture structural complexity, stylistic consistency, and maintainability, we obtain an objective characterization of code quality across programming languages. To ensure the robustness of our findings, we apply non-parametric statistical analysis to evaluate whether observed differences between configurations are statistically significant: the McNemar test for code generation *pass@1*, where outputs are evaluated as pass/fail, and the Wilcoxon signed-rank test [81] for code translation, where outputs are assessed using continuous metrics. When conducting multiple comparisons, we apply the Bonferroni correction procedure to adjust p -values and account for multiple comparisons. This comprehensive evaluation framework allows us to assess how different fine-tuning strategies—such as *Multi-task* and *Single-task* QLoRA—impact not only the correctness but also the practical usability and long-term maintainability of the generated software artifacts.

3.5.2 Evaluating Natural Language in Software Engineering Application. We evaluate the performance of *Multi-task* and Single-task QLoRA-optimized models in producing meaningful summaries for source code, using a set of established metrics widely employed in prior code summarization research [3, 28, 39, 86, 87]:

BLEU [47] measures n-gram precision between generated and reference summaries, producing scores from 0 to 1 where higher values indicate greater similarity.

METEOR [10] combines unigram precision and recall through harmonic mean, incorporating stemming and synonym matching for better human judgment correlation.

ROUGE-L [30] assesses sequence-level similarity by measuring the longest common subsequence between summaries.

chrF [49] evaluates character-level similarity rather than token-level, offering robustness to minor word form variations.

BERTScore [88] captures semantic similarity using contextualized BERT embeddings and token-level alignment, reporting F1-scores that go beyond surface-level lexical overlap.

SIDE [39] is a code-specific metric that uses contrastive learning to measure alignment between *Java* methods and their summaries, producing scores from -1 to 1 where values closer to 1 indicate stronger code-comment alignment.

We additionally employ the *LLM-as-a-judge* methodology to evaluate summary quality, following the approach presented by Crupi *et al.* [17], who demonstrated that LLMs can effectively assess code summary quality with performance comparable to human evaluation of code documentation.

We replicate the experimental configuration that achieved the most reliable results in their study, which employs a zero-shot prompting approach to evaluate three dimensions of code summaries: (i) *Content Adequacy*, which quantifies how completely the summary captures implementation details present in the documented code; (ii) *Conciseness*, which assesses whether the summary contains redundant information beyond what is necessary for documentation; and (iii) *Fluency*, which evaluates the grammatical correctness and clarity of the summary.

We instantiate this approach using **GPT-5 Mini** [45] with the evaluation prompt proposed by Crupi *et al.* [17].² To mitigate the inherent variability of LLM-based evaluations, we score each generated summary independently five times for all three criteria—*content adequacy*, *conciseness*, and *fluency*—and report the arithmetic mean for each dimension as the final score, improving the stability and reproducibility of the evaluation.

Finally, we assess statistical significance using the Wilcoxon signed-rank test at $\alpha = 0.05$, applying Holm-Bonferroni *p*-value correction for multiple comparisons.

4 Results

To ensure a clear and well-structured discussion, we present the results of our investigation by research question, with each RQ examining performance across the three code-related tasks: (i) code generation, (ii) code summarization, and (iii) code translation. For each task, we report both functional correctness metrics and quality attributes of generated outputs *i.e.*, code for generation and translation tasks, natural language for summarization.

To facilitate comparisons across multiple configurations, we adopt the following visual conventions. For functional correctness metrics (*e.g.*, *pass@1*, CodeBLEU, BLEU, etc.), the best-performing configuration within each model size is highlighted using **bold font**. For quality-related metrics, we apply color coding to indicate the relative performance of artifacts obtained by specializing the underlying code model in a *Multi-task* setting via QLoRA-based optimization, compared to Single-task QLoRA optimization. Specifically, **light green** denotes higher-quality artifacts under *Multi-task* QLoRA; **light blue** indicates higher-quality artifacts under Single-task QLoRA; and **light yellow** signifies no substantial difference between the two approaches. All results are available in our replication package [2].

4.1 RQ1: *Multi-task* QLoRA vs. Single-task QLoRA

This research question investigates whether *Multi-task* QLoRA fine-tuning across code generation, summarization, and translation can match or outperform Single-task QLoRA training, focusing on whether cross-task knowledge transfer improves performance or whether competing objectives lead to degradation.

²The full prompt is included in our replication package [2].

Table 6. RQ1: Comparison of *ST-QLoRA* and *MT-QLoRA* for *Python* code generation on CoderEval.

Model	Method	Pass@1	Lizard				Pylint				SonarCloud			
			LoC	Tok	DR	CyC	Err	Warn	Conv	Ref	Sec	Rel	Main	CoC
<i>QwenCoder-0.5B</i>	<i>ST-QLoRA</i>	15.79%	1,931	12,904	100%	757	202	1,463	648	55	2	3	53	547
	<i>MT-QLoRA</i>	15.79%	1,952 ↑	13,327 ↑	100%	812	251	1,593	642	56	2	7	90	634
<i>QwenCoder-1.5B</i>	<i>ST-QLoRA</i>	16.84%	2,017	13,460	100%	748	308	1,664	670	70	1	11	45	641
	<i>MT-QLoRA</i>	18.95%	2,296 ↑	14,531 ↑	100%	882	315	1,767	677	76	1	5	72	771
<i>QwenCoder-3B</i>	<i>ST-QLoRA</i>	20.53%	1,945	12,195	100%	709	226	1,773	675	56	1	0	160	680
	<i>MT-QLoRA</i>	21.05%	1,759 ↓	11,773 ↓	100%	677	269	1,521	673	56	2	5	106	549

Table 7. RQ1: Comparison of *ST-QLoRA* and *MT-QLoRA* for *Java* code generation on CoderEval.

Model	Method	Pass@1	Lizard				PMD						SonarCloud			
			LoC	Tok	DR	CyC	Best Prac.	CS	Design	EP	MT	Perf.	Sec	Rel	Main	CoC
<i>QwenCoder-0.5B</i>	<i>ST-QLoRA</i>	21.74%	1,523	10,820	96.70%	589	74	1,177	128	33	4	19	1	3	525	497
	<i>MT-QLoRA</i>	20.11%	1,933 ↑	12,750 ↑	96.70%	697	76	1,123	139	33	3	10	0	0	531	494
<i>QwenCoder-1.5B</i>	<i>ST-QLoRA</i>	25.54%	1,717	12,389	96.70%	697	82	1,227	125	32	4	9	0	3	541	526
	<i>MT-QLoRA</i>	19.02%	1,490 ↓	10,313 ↓	96.20%	589	75	1,183	127	31	5	11	0	2	530	442
<i>QwenCoder-3B</i>	<i>ST-QLoRA</i>	29.89%	1,556	10,866	98.90%	589	79	1,185	128	40	3	11	0	3	545	491
	<i>MT-QLoRA</i>	32.07%	1,580 ↑	10,920 ↑	98.40%	558	86	1,184	128	32	4	7	0	2	541	469

4.1.1 Code Generation. Before delving into specific patterns, we examine the overall behavior of *Multi-task* QLoRA for code generation. From a general standpoint, we observe that *Multi-task* QLoRA demonstrates competitive *pass@1* scores, with performance advantages becoming increasingly pronounced as model size increases.

For **Python code generation** (Table 6), considering **functional correctness as measured by *pass@1***, *Multi-task* QLoRA achieves better performance in the 1.5B (18.95% vs. 16.84%, ↑12.5%) and 3B (21.05% vs. 20.53%, ↑2.5%) configurations, while maintaining identical performance in the 0.5B variant (15.79%).

For **Java code generation** (Table 7), again focusing on ***pass@1* functional correctness**, the 3B *Multi-task* model attains the highest score at 32.07%, outperforming the Single-task model (29.89%) by ↑7.3%. However, smaller *Multi-task* models underperform in Java: the 1.5B variant achieves 19.02% compared to Single-task’s 25.54%, corresponding to a ↓25.5% relative decline.

While functional correctness is a fundamental requirement, it captures only one dimension of the practical value of automated techniques that generate code-related artifacts. Additional factors—including readability, maintainability, *Conciseness*, and adherence to coding standards—are equally important in determining real-world usability. Indeed, code that passes test cases may still suffer from excessive complexity, poor maintainability, or violations of established quality guidelines, all of which can negatively affect long-term software evolution and maintenance [5, 27, 41, 61].

To provide a more comprehensive evaluation, we complement functional correctness with aggregated metrics derived from static analysis tools. To give readers a clear and interpretable overview of code quality, we first aggregate results at the model level, which allows us to compare overall trends between Single-task and *Multi-task* QLoRA independently of specific configurations. This aggregation enables a high-level assessment of differences in structural complexity and coding standard compliance. We then examine whether variations in model size and parameter count affect these quality metrics.

We begin by examining results for *Python* code generation. Aggregating across all model sizes (0.5B, 1.5B, and 3B), Single-task QLoRA produces a total of 2,214 Cyclomatic Complexity issues, 7,810 Pylint warnings, and 2,144 SonarCloud quality issues. In comparison, *Multi-task* QLoRA yields 2,371 Cyclomatic Complexity issues (↑7.1%), 7,896 Pylint warnings (↑1.1%), and 2,244 SonarCloud issues (↑4.7%).

For *Java* code generation, again aggregating across all model sizes, Single-task QLoRA produces 1,875 Cyclomatic Complexity issues, 4,360 PMD warnings, and 3,135 SonarCloud issues. In contrast, *Multi-task* QLoRA generates 1,844 Cyclomatic Complexity issues (↓1.7%), 4,257 PMD warnings (↓2.4%), and 3,011 SonarCloud issues (↓4.0%). Overall, *Python* exhibits slightly higher aggregate complexity and quality issues under *Multi-task* fine-tuning, whereas *Java* shows modest improvements in both structural complexity and coding standard compliance.

This observed behavior of *Multi-task* models across aggregate metrics prompts a deeper examination of specific quality dimensions. Turning to Cyclomatic Complexity patterns, *Python Multi-task* shows $\uparrow 7.1\%$ higher CyC than Single-task (2,371 vs. 2,214), indicating more complex control flow structures. However, this increase is not uniform across model sizes: the 0.5B model shows 812 vs. 757 CyC ($\uparrow 7.3\%$), the 1.5B shows 882 vs. 748 ($\uparrow 17.9\%$), but the 3B model reverses the trend with 677 vs. 709 ($\downarrow 4.5\%$). For Java, *Multi-task* consistently produces simpler code: 1,844 total CyC versus Single-task's 1,875 ($\downarrow 1.7\%$). Breaking down by model size reveals distinct patterns: the 0.5B model shows 697 vs. 589 ($\uparrow 18.3\%$), indicating higher complexity in the smaller *Multi-task* variant, while the 1.5B shows 589 vs. 697 ($\downarrow 15.5\%$) and the 3B shows 558 vs. 589 ($\downarrow 5.3\%$), both demonstrating lower complexity. This suggests that joint training affects structural complexity differently across languages and model sizes, with larger models producing simpler implementations. The reversal in the 3B *Python* model is particularly noteworthy, as it suggests that sufficient model capacity enables *Multi-task* training to produce code that is not only more functionally correct, but also structurally simpler, aligning with recent findings that emphasize the role of model scale in enabling effective cross-task knowledge transfer without sacrificing code quality [31, 78].

For Pylint metrics in *Python*, the 3B *Multi-task* model produces fewer issues than the Single-task model (2,519 vs. 2,730, $\downarrow 7.7\%$), aligning with its superior functional correctness and reduced complexity. While Errors increase slightly (269 vs. 226, $\uparrow 19.0\%$), Warnings decrease substantially (1,521 vs. 1,773, $\downarrow 14.2\%$). SonarCloud maintainability reinforces this pattern: the 3B *Multi-task* model achieves 106 issues compared to the Single-task model's 160 ($\downarrow 33.8\%$), while smaller models show higher issue counts (0.5B: 90 vs. 53, $\uparrow 69.8\%$; 1.5B: 72 vs. 45, $\uparrow 60.0\%$).

For Java, PMD analysis reveals that the *Multi-task* QLoRA-optimized Qwen-Coder models produce code with better style conformance and design patterns across most model sizes. In particular, the 0.5B model generates 1,384 total PMD issues compared to the Single-task model's 1,435 ($\downarrow 3.6\%$), with improvements in Best Practices (76 vs. 74, $\uparrow 2.7\%$), Code Style (1,123 vs. 1,177, $\downarrow 4.6\%$), Multi-threading (3 vs. 4, $\downarrow 25.0\%$), and Performance (10 vs. 19, $\downarrow 47.4\%$), while Design and Error Prone remain comparable. The 1.5B model shows 1,432 issues compared to 1,479 ($\downarrow 3.2\%$), with reductions in Best Practices (75 vs. 82, $\downarrow 8.5\%$), Code Style (1,183 vs. 1,227, $\downarrow 3.6\%$), Design (127 vs. 125, $\uparrow 1.6\%$), Error Prone (31 vs. 32, $\downarrow 3.1\%$), and Performance (11 vs. 9, $\uparrow 22.2\%$), though Multi-threading increases slightly (5 vs. 4, $\uparrow 25.0\%$). The 3B model demonstrates 1,441 issues compared to 1,446 ($\downarrow 0.3\%$), with improvements in Code Style (1,184 vs. 1,185, $\downarrow 0.1\%$), Error Prone (32 vs. 40, $\downarrow 20.0\%$), Multi-threading (4 vs. 3, $\uparrow 33.3\%$), and Performance (7 vs. 11, $\downarrow 36.4\%$), while Best Practices shows a slight increase (86 vs. 79, $\uparrow 8.9\%$).

SonarCloud maintainability results for *Java* show broadly similar patterns across both training variants. The Single-task QLoRA-optimized model generates code affected by 525, 541, and 545 issues for the 0.5B, 1.5B, and 3B models, respectively, while the *Multi-task* variant generates 531 ($\uparrow 1.1\%$), 530 ($\downarrow 2.0\%$), and 541 ($\downarrow 0.7\%$) issues. This pattern indicates that *Multi-task* training benefits increase with model capacity. Smaller models struggle to balance multiple objectives, producing code that violates more conventions and exhibits more code smells. In contrast, larger models successfully leverage knowledge gained from diverse tasks to generate cleaner, more maintainable code with better adherence to style guidelines and design patterns.

Examining code size metrics from *Lizard* reveals that *Multi-task* models generate longer code in smaller configurations but more concise implementations in larger models. In the context of *Python* code generation, *Multi-task* QLoRA-based optimization with models featuring fewer than one billion parameters (*i.e.*, Qwen-Coder 0.5B) produces 1,952 LoC compared to the Single-task variant's 1,931 ($\uparrow 1.1\%$), while the *Multi-task* 1.5B model generates 2,296 LoC compared to 2,017 for its Single-task counterpart ($\uparrow 13.8\%$). However, *Multi-task* 3B reverses this trend with 1,759 LoC versus Single-task's 1,945 ($\downarrow 9.6\%$), while simultaneously achieving lower complexity (677 vs. 709 CyC, $\downarrow 4.5\%$), slightly higher *pass@1* (21.05% vs. 20.53%, $\uparrow 2.5\%$), fewer maintainability issues (106 vs. 160, $\downarrow 33.8\%$), and reduced cognitive complexity (549 vs. 680, $\downarrow 19.3\%$).

For Java, model size plays a central role in how *Multi-task* training affects code length. The *Multi-task* 0.5B configuration generates longer implementations than its Single-task counterpart (1,933 vs. 1,523 LoC, $\uparrow 26.9\%$), whereas the 1.5B and 3B *Multi-task* models produce more compact code (1,490 vs. 1,717, $\downarrow 13.2\%$ and 1,580 vs. 1,556 LoC, $\uparrow 1.5\%$, respectively). A similar capacity-dependent pattern emerges when examining token counts.

For *Python*, *Multi-task* models generate slightly more tokens at smaller model sizes (13,327 vs. 12,904 for 0.5B, $\uparrow 3.3\%$; 14,531 vs. 13,460 for 1.5B, $\uparrow 8.0\%$), but fewer tokens in the 3B configuration (11,773 vs. 12,195, $\downarrow 3.5\%$). *Java* exhibits an analogous trend: the *Multi-task* 0.5B model produces substantially more tokens (12,750 vs. 10,820, $\uparrow 17.8\%$), the 1.5B configuration generates fewer tokens (10,313 vs. 12,389, $\downarrow 16.8\%$), and the 3B models show nearly identical token counts (10,920 vs. 10,866, $\uparrow 0.5\%$).

To determine whether the empirically observed differences also translate into statistically significant effects, we compare Single-task and *Multi-task* QLoRA configurations using McNemar tests on *pass@1* outcomes and Wilcoxon signed-rank tests on quality metrics, with Holm–Bonferroni correction applied ($\alpha = 0.05$). To complement hypothesis testing, we report effect size measures to quantify the magnitude of observed differences. Specifically, odds ratios (ORs) from the McNemar tests capture the relative likelihood of Single-task QLoRA fine-tuning outperforming *Multi-task* QLoRA in generating more functionally correct code, while Cliff’s Delta from the Wilcoxon tests measures the degree of separation between quality metric distributions.

Across both *Python* and *Java*, no statistically significant differences are observed at any model scale, indicating that empirical variations across configurations fall within the range expected from random fluctuation. Consequently, both *Multi-task* and Single-task QLoRA-based training equip the underlying models with comparable knowledge, resulting in generated code that does not differ substantially from either a quantitative or qualitative perspective. Although larger models may exhibit practical advantages along certain performance and code quality dimensions, these differences are not statistically distinguishable under our testing framework. For transparency and reproducibility, we provide the complete set of test statistics, effect sizes, and adjusted *p*-values in the replication package [2].

Key Findings

Multi-task QLoRA is competitive with Single-task QLoRA for code generation, with benefits that generally increase with model capacity. For *Python*, *Multi-task* matches 0.5B and improves *pass@1* at 1.5B and 3B. For *Java*, *Multi-task* peaks at 3B but underperforms at 1.5B, indicating scale-sensitive trade-offs. Static analysis suggests smaller *Multi-task* models can incur higher complexity or maintainability issues, while larger *Multi-task* models better balance correctness and quality. Statistical tests (McNemar for *pass@1*; Wilcoxon with Holm–Bonferroni for quality) find no significant differences across scales, implying practical but not statistically distinguishable gaps.

4.1.2 Code Translation. We evaluate code translation performance using CodeBLEU across both Java→C# and C#→Java directions. Tables 8 and 9 compare *Multi-task* QLoRA against Single-task QLoRA across all three model sizes (0.5B, 1.5B, and 3B), reporting both functional correctness and non-functional quality metrics.

We begin by evaluating the ability of Single-task instruction-tuned code models to perform Java→C# and C#→Java translation, and then examine whether the empirical benefits previously observed for *Multi-task* training in code generation also carry over to translation tasks. In doing so, we find that, unlike code generation, translation performance varies substantially across both translation directions and model sizes, indicating a more complex interaction between task structure and model capacity.

For Java→C#, this variability is immediately apparent. The 0.5B *Multi-task* model attains a CodeBLEU score of 68.92%, compared to 75.77% for the Single-task baseline, corresponding to a relative decrease of ↓9.0%. A similar relative degradation is observed at the largest scale, where the 3B *Multi-task* configuration achieves 62.88% versus 66.83% for Single-task (↓5.9%). In contrast, the intermediate 1.5B model exhibits a modest relative improvement under *Multi-task* QLoRA, reaching 73.08% compared to 72.27% for Single-task (↑1.1%), suggesting a potential capacity sweet spot for this translation direction.

This capacity-dependent pattern persists for C#→Java translation. The 0.5B *Multi-task* model again underperforms relative to the Single-task baseline (68.37% vs. 75.36%), corresponding to a relative decrease of ↓9.3%. At the intermediate scale, however, *Multi-task* training yields a relative improvement of ↑2.0% (70.72% vs. 69.35%), while at 3B the two approaches converge, with *Multi-task* achieving 71.22% compared to 72.81% for Single-task (↓2.2%).

To examine whether these functional trends are accompanied by systematic differences in code quality—as we did for code generation (Section 4.1.1)—we aggregate metrics from static analysis tools. For Java→C#, where Lizard and Roslyn provide comprehensive coverage, Single-task QLoRA produces 4,575 total Cyclomatic Complexity (CyC) issues and 4,919 Roslyn-reported issues across all model sizes. *Multi-task* QLoRA yields a marginal reduction in CyC issues (4,533; ↓0.9%) and a lower number of Roslyn issues overall (4,183; ↓15.0%). In contrast, for C#→Java translation—again aggregating across all model sizes and evaluated using Lizard, PMD, and SonarCloud—*Multi-task* QLoRA-based fine-tuning consistently reduces aggregate quality issues, including fewer CyC issues (↓1.0%), fewer PMD violations (↓0.6%), and fewer SonarCloud-reported issues (↓2.2%).

The observed behavior across aggregate metrics motivates a closer examination of capacity-dependent effects. Disaggregating Cyclomatic Complexity by model size reveals indeed some latent patterns that could go unnoticed. For Java→C#, *Multi-task*

QLoRA demonstrates progressive improvements with increased capacity: the 0.5B model shows 1,515 CyC compared to 1,528 under Single-task ($\downarrow 0.9\%$), the 1.5B configuration shows 1,563 versus 1,561 ($\uparrow 0.1\%$), and the 3B model achieves the largest reduction with 1,455 versus 1,486 ($\downarrow 2.1\%$). For C# \rightarrow Java, the pattern differs: the 0.5B model shows 1,594 versus 1,586 CyC ($\uparrow 0.5\%$), the 1.5B model shows 1,566 versus 1,647 ($\downarrow 4.9\%$), and the 3B configuration shows 1,612 versus 1,588 ($\uparrow 1.5\%$). The particularly strong reduction observed for the 1.5B configuration aligns with its competitive CodeBLEU performance, suggesting that this capacity achieves an effective balance between similarity to reference implementations and structural simplicity.

A closer inspection of language-specific diagnostics further highlights non-monotonic quality trends. For Roslyn metrics in Java \rightarrow C# translation, *Multi-task* QLoRA exhibits substantial variability across model sizes. The 0.5B model produces 1,091 total Roslyn issues compared to 850 under Single-task, representing a $\uparrow 28.4\%$ increase despite lower cyclomatic complexity. While syntax errors decrease from 283 to 256 ($\downarrow 9.5\%$), maintainability issues increase substantially from 567 to 835 ($\uparrow 47.3\%$). In contrast, the 1.5B model shows pronounced improvements, producing 905 total issues versus 2,724 under Single-task ($\downarrow 66.8\%$), with reductions in both syntax errors (313 vs. 356, $\downarrow 12.1\%$) and maintainability issues (592 vs. 2,368, $\downarrow 75.0\%$). The 3B model reverses this trend, generating 3,187 total issues versus 1,345 ($\uparrow 137.0\%$), driven by increases in syntax errors (126 vs. 81, $\uparrow 55.6\%$) and maintainability issues (3,061 vs. 1,264, $\uparrow 142.2\%$). These results indicate that the 1.5B configuration achieves the most balanced outcome for Java \rightarrow C# translation, while smaller and larger models exhibit different quality trade-offs.

PMD analysis for C# \rightarrow Java translation shows mixed results across different model sizes. For the smallest 0.5B model, *Multi-task* QLoRA generates code with 4,793 total PMD issues compared to Single-task's 4,859 ($\downarrow 1.4\%$), showing improvements in all categories: Best Practices (400 vs. 416, $\downarrow 3.8\%$), Code Style (3,953 vs. 3,973, $\downarrow 0.5\%$), Design (234 vs. 247, $\downarrow 5.3\%$), Error Prone (54 vs. 61, $\downarrow 11.5\%$), Multi-threading (12 vs. 15, $\downarrow 20.0\%$), and Performance (140 vs. 147, $\downarrow 4.8\%$). However, the 1.5B model shows the opposite trend, with *Multi-task* producing more issues (4,798 vs. 4,613, $\uparrow 4.0\%$) across most categories, despite achieving higher CodeBLEU scores. This suggests a trade-off where the model prioritizes functional accuracy over code style. The largest 3B model demonstrates significant improvements with *Multi-task* training, reducing total issues from 1,358 to 1,171 ($\downarrow 13.8\%$), with particularly large gains in Code Style (1,072 vs. 1,214, $\downarrow 11.7\%$), Design (45 vs. 83, $\downarrow 45.8\%$), Multi-threading (5 vs. 9, $\downarrow 44.4\%$), and Performance (1 vs. 7, $\downarrow 85.7\%$). Best Practices remain stable, while Error Prone violations increase slightly (11 vs. 8, $\uparrow 37.5\%$).

SonarCloud metrics confirm these patterns for C# \rightarrow Java translation. The 3B *Multi-task* model produces code affected by a grand total of 435 total quality issues compared to Single-task's 563 ($\downarrow 22.7\%$), with substantial reductions in maintainability (278 vs. 366, $\downarrow 24.0\%$) and cognitive complexity (157 vs. 192, $\downarrow 18.2\%$). Notably, reliability issues are completely eliminated (0 vs. 5, $\downarrow 100\%$). For smaller models, the results are less consistent: the 0.5B model shows modest improvement with 1,723 issues versus 1,760 ($\downarrow 2.1\%$), while the 1.5B model actually produces more issues (1,785 vs. 1,708, $\uparrow 4.5\%$), aligning with the PMD findings.

Finally, we examine code size metrics using Lizard. For Java \rightarrow C#, *Multi-task* QLoRA consistently produces more compact implementations: 6,218 LoC versus 6,368 at 0.5B ($\downarrow 2.4\%$), 6,369 versus 6,519 at 1.5B ($\downarrow 2.3\%$), and 5,890 versus 6,189 at 3B ($\downarrow 4.8\%$). Token counts follow the same trend, decreasing from 40,746 to 39,509 at 0.5B ($\downarrow 3.0\%$), from 42,299 to 40,516 at 1.5B ($\downarrow 4.2\%$), and from 39,845 to 37,716 at 3B ($\downarrow 5.3\%$). For C# \rightarrow Java, code size trends are mixed: 0.5B shows a slight increase in LoC (5,807 vs. 5,777, $\uparrow 0.5\%$), 1.5B shows a reduction (5,745 vs. 5,860, $\downarrow 2.0\%$), and 3B shows a small increase (5,742 vs. 5,687, $\uparrow 1.0\%$). Token counts similarly increase at 0.5B ($\uparrow 0.8\%$) but decrease at 1.5B ($\downarrow 3.3\%$) and remain nearly unchanged at 3B ($\uparrow 0.7\%$). Taken together, these results suggest that increased capacity allows *Multi-task* models to better leverage cross-task knowledge to produce concise and higher-quality translations, particularly for Java \rightarrow C# and large-scale C# \rightarrow Java settings.

Ultimately, to reliably determine whether the empirical differences observed in code translation reflect statistically meaningful effects rather than random variation, we conduct Wilcoxon signed-rank tests with Holm-Bonferroni correction ($\alpha = 0.05$), comparing Single-task QLoRA against *Multi-task* QLoRA across all model sizes and translation directions. Complete statistical results are available in our replication package [2]. Java \rightarrow C# exhibits statistically significant CodeBLEU differences at all scales, whereas for C# \rightarrow Java significance is limited to the 0.5B configuration. Quality metrics occasionally yield significant results, but effect sizes remain small, indicating that while some differences are statistically detectable, their practical impact is limited.

Key Findings

Code translation under *Multi-task* QLoRA is direction- and scale-dependent relative to Single-task QLoRA, with no consistent dominance. Across Java→C# and C#→Java, performance varies by model size, often favoring the intermediate configuration. Static analysis mirrors this non-monotonicity, where improvements in complexity or conciseness can co-occur with regressions in target-language diagnostics (e.g., Roslyn for C#). Wilcoxon tests with Holm–Bonferroni correction detect significant CodeBLEU differences for Java→C# across scales, while effects for C#→Java are more limited and typically small in magnitude.

Table 8. RQ1: Comparison of *ST-QLoRA* and *MT-QLoRA* for Java→C# code translation on CodeXGLUE.

Model	Method	CodeBLEU	Lizard				Roslyn	
			LoC	Tok	DR	CyC	Syntax Errors	Maintainability
QwenCoder-0.5B	ST-QLoRA	75.77%	6,368	40,746	99.1%	1,528	283	567
	MT-QLoRA	68.92%	6,218 ↓	39,509 ↓	98.7%	1,515	256	835
QwenCoder-1.5B	ST-QLoRA	72.27%	6,519	42,299	95.5%	1,561	356	2,368
	MT-QLoRA	73.08%	6,369 ↓	40,516 ↓	98.5%	1,563	313	592
QwenCoder-3B	ST-QLoRA	66.83%	6,189	39,845	97.7%	1,486	81	1,264
	MT-QLoRA	62.88%	5,890 ↓	37,716 ↓	93.6%	1,455	126	3,061

Table 9. RQ1: Comparison of *ST-QLoRA* and *MT-QLoRA* for C#→Java code translation on CodeXGLUE.

Model	Method	CodeBLEU	Lizard				PMD						SonarCloud			
			LoC	Tok	DR	CyC	Best Prac.	CS	Design	EP	MT	Perf.	Sec	Rel	Main	CoC
QwenCoder-0.5B	ST-QLoRA	75.36%	5,777	34,898	99.6%	1,586	416	3,973	247	61	15	147	0	22	1,071	667
	MT-QLoRA	68.37%	5,807 ↑	35,170 ↑	99.6%	1,594	400	3,953	234	54	12	140	0	13	1,056	654
QwenCoder-1.5B	ST-QLoRA	69.35%	5,860	36,265	97.8%	1,647	399	3,786	196	58	16	158	0	16	1,013	679
	MT-QLoRA	70.72%	5,745 ↓	35,074 ↓	99.6%	1,566	400	3,939	213	61	22	163	0	19	1,088	678
QwenCoder-3B	ST-QLoRA	72.81%	5,687	34,622	99.4%	1,588	37	1,214	83	8	9	7	0	5	366	192
	MT-QLoRA	71.22%	5,742 ↑	34,862 ↑	99.5%	1,612	37	1,072	45	11	5	1	0	0	278	157

4.1.3 Code Summarization. To provide a holistic view of the real capabilities of QLoRA-based optimization, we include results for the code-to-natural language task, completing the evaluation of the full code-related task spectrum, in the context of the RQ_1 .

Unlike the previous tasks, summarization outputs free-form text rather than executable code, necessitating evaluation metrics that capture both lexical overlap and semantic similarity. We therefore report a diverse set of similarity-based metrics, including BLEU, METEOR, Rouge-L, and chrF, which assess surface-level match to reference summaries, alongside contextual metrics such as BERTScore, which measures semantic similarity using contextualized embeddings. Additionally, for *Java*, we report SIDE, the novel code-aware metric presented by Mastropaolo *et al.* [39] that quantifies semantic alignment between code and summaries via contrastive learning.

Table 10 reports the performance of *Multi-task* QLoRA and Single-task QLoRA across all three model sizes (0.5B, 1.5B, and 3B) for both *Java* and *Python*. Because CoderEval standardizes task requirements, the evaluated summarization instances exhibit comparable complexity across languages, enabling controlled cross-language analysis. Observed performance differences therefore, cannot be attributed to variations in task difficulty, but instead could be the result of the interplay between the training strategy and intrinsic characteristics of each programming language. However, we emphasize that our objective is not to draw broad generalizations from these observations, but rather to identify recurring patterns that shed light on subtle effects of QLoRA-based *Multi-task* training and motivate further investigation into language-specific training dynamics.

We begin with *Python* method-level code summarization, where *Multi-task* QLoRA demonstrates clear and consistent advantages. Across all model sizes and evaluation metrics, the Qwen-Coder model fine-tuned via *Multi-task* QLoRA outperforms its Single-task counterpart, with performance gains that remain substantial across scales. All improvements are reported as *relative gains* over the Single-task baseline. At 0.5B parameters, *Multi-task* QLoRA achieves ↑36.0% in BLEU (19.43% vs. 14.29%), ↑18.0% in

Table 10. RQ1: Comparison of *ST-QLoRA* and *MT-QLoRA* for code summarization on CoderEval. SIDE applies to *Java* only.

Language	Model	Method	BLEU	METEOR	Rouge-L	chrF	BERTScore	SIDE
Java	QwenCoder-0.5B	<i>ST-QLoRA</i>	7.10%	21.91%	33.32%	28.66%	66.56%	92.38%
		<i>MT-QLoRA</i>	7.18%	21.80%	34.09%	27.71%	66.31%	91.75%
	QwenCoder-1.5B	<i>ST-QLoRA</i>	8.48%	23.43%	35.60%	30.21%	67.01%	91.96%
		<i>MT-QLoRA</i>	8.12%	22.14%	34.15%	29.23%	66.78%	92.21%
	QwenCoder-3B	<i>ST-QLoRA</i>	8.73%	23.95%	35.32%	30.58%	67.03%	91.91%
		<i>MT-QLoRA</i>	7.63%	22.94%	34.93%	29.31%	66.40%	91.58%
Python	QwenCoder-0.5B	<i>ST-QLoRA</i>	14.29%	25.03%	37.16%	34.89%	63.83%	–
		<i>MT-QLoRA</i>	19.43%	29.53%	40.67%	39.16%	65.48%	–
	QwenCoder-1.5B	<i>ST-QLoRA</i>	15.12%	26.84%	39.87%	36.88%	65.00%	–
		<i>MT-QLoRA</i>	22.90%	33.07%	44.50%	42.28%	66.84%	–
	QwenCoder-3B	<i>ST-QLoRA</i>	23.31%	33.22%	44.93%	41.75%	67.07%	–
		<i>MT-QLoRA</i>	29.90%	40.06%	47.43%	48.20%	68.59%	–

METEOR (29.53% vs. 25.03%), $\uparrow 9.4\%$ in ROUGE-L (40.67% vs. 37.16%), $\uparrow 12.2\%$ in chrF (39.16% vs. 34.89%), and $\uparrow 2.6\%$ in BERTScore (65.48% vs. 63.83%). These advantages persist and strengthen at 1.5B, where *Multi-task* QLoRA attains $\uparrow 51.5\%$ in BLEU (22.90% vs. 15.12%), $\uparrow 23.2\%$ in METEOR (33.07% vs. 26.84%), $\uparrow 11.6\%$ in ROUGE-L (44.50% vs. 39.87%), $\uparrow 14.6\%$ in chrF (42.28% vs. 36.88%), and $\uparrow 2.8\%$ in BERTScore (66.84% vs. 65.00%). At 3B, gains remain consistent, with BLEU reaching $\uparrow 28.3\%$ (29.90% vs. 23.31%), METEOR $\uparrow 20.6\%$ (40.06% vs. 33.22%), ROUGE-L $\uparrow 5.6\%$ (47.43% vs. 44.93%), chrF $\uparrow 15.4\%$ (48.20% vs. 41.75%), and BERTScore $\uparrow 2.3\%$ (68.59% vs. 67.07%).

Java summarization, in contrast, exhibits a distinctly different pattern under *Multi-task* training, with Single-task QLoRA demonstrating consistent advantages that become more pronounced at larger scales. At 0.5B parameters, results are mixed: BLEU shows a marginal gain of $\uparrow 1.1\%$ (7.18% vs. 7.10%) and ROUGE-L improves by $\uparrow 2.3\%$ (34.09% vs. 33.32%) under *Multi-task* training. However, declines emerge in METEOR ($\downarrow 0.5\%$), chrF ($\downarrow 3.3\%$), BERTScore ($\downarrow 0.4\%$), and SIDE ($\downarrow 0.7\%$), indicating no clear advantage for *Multi-task* QLoRA at this scale.

At 1.5B parameters, Single-task QLoRA establishes a clearer advantage across most metrics. Relative to *Multi-task* QLoRA, Single-task achieves higher BLEU ($\uparrow 4.4\%$; 8.48% vs. 8.12%), METEOR ($\uparrow 5.8\%$; 23.43% vs. 22.14%), ROUGE-L ($\uparrow 4.2\%$; 35.60% vs. 34.15%), chrF ($\uparrow 3.4\%$; 30.21% vs. 29.23%), and BERTScore ($\uparrow 0.3\%$; 67.01% vs. 66.78%). The code-aware SIDE metric shows a modest improvement of $\uparrow 0.3\%$ (92.21% vs. 91.96%) under *Multi-task* training, representing the only metric where *Multi-task* QLoRA maintains an edge at this scale.

At 3B parameters, the Single-task advantage becomes most pronounced. Single-task QLoRA outperforms *Multi-task* QLoRA across all metrics: BLEU by $\uparrow 14.4\%$ (8.73% vs. 7.63%), METEOR by $\uparrow 4.4\%$ (23.95% vs. 22.94%), ROUGE-L by $\uparrow 1.1\%$ (35.32% vs. 34.93%), chrF by $\uparrow 4.3\%$ (30.58% vs. 29.31%), BERTScore by $\uparrow 0.9\%$ (67.03% vs. 66.40%), and SIDE by $\uparrow 0.4\%$ (91.91% vs. 91.58%).

Overall, the metric-based evaluation reveals clear language-dependent differences in how *Multi-task* training scales. For *Python*, the benefits of *Multi-task* QLoRA are consistent across all model sizes, with substantial improvements in both lexical overlap and semantic similarity metrics. For *Java*, the pattern reverses: Single-task QLoRA maintains an advantage that strengthens with model capacity, suggesting that task-specific training may be more effective for *Java* summarization, particularly at larger scales.

While these findings provide strong evidence based on automatic similarity metrics, such metrics are inherently limited in their ability to capture higher-level qualitative properties of summarization, including content adequacy, conciseness, and fluency. To address this limitation, we complement our analysis with an LLM-as-a-judge evaluation, in which a large language model is prompted to assess generated summaries along these qualitative dimensions. By using an LLM as a proxy for human judgment, this approach enables a more human-centric evaluation of summary quality that goes beyond surface-level similarity and has been shown to approximate expert assessments in prior work [17]. To motivate our choice of GPT-5 Mini as the LLM judge, we follow recent work showing that lightweight, well-calibrated models can reliably approximate human judgments when properly validated. In software engineering contexts, GPT-5 Mini has been adopted as an LLM-based evaluator under established LLM-as-a-judge paradigms, where it serves as a strong proxy for human assessment using zero-shot prompting [69]. Moreover, comparative validation studies across multiple candidate judge models report that GPT-5 Mini achieves the highest agreement with expert human judgments, outperforming larger models such as GPT-4.1 and GPT-4o [11]. Together, these findings indicate that GPT-5

Code Summary Evaluation Prompt

You will be provided with a {lang} function ("Function") and a textual summary of it ("Comment"). The goal of the Comment is to document the functionality implemented in the Function. Your role is to evaluate the Comment across three criteria, providing as output for each of them a rating and a rationale as described in the following.

Evaluation Criteria

- * *Content adequacy*: the extent to which the comment summarizes all information that can be inferred from the source code.
- * *Conciseness*: the extent to which the comment contains unnecessary information.
- * *Fluency*: the extent to which the comment is easy to understand.

For each criterion, provide a score on a scale from 1 to 5:

1. Very poor	2. Poor	3. Fair	4. Good	5. Very good
--------------	---------	---------	---------	--------------

Function
{code}

Comment
{summary}

Please provide your ratings in this exact format:
 Content adequacy: [score]
 Conciseness: [score]
 Fluency: [score]

Fig. 1. Zero-shot prompt used for LLM-as-a-judge evaluation of code summaries.

Mini offers a favorable balance between evaluation reliability and computational efficiency, making it well suited for scalable, human-centric assessment of generated software artifacts.

Using the evaluation data described in Section 3.2.3, we use zero-shot prompting with GPT-5 Mini as the judge. The evaluator scores each generated summary along three complementary dimensions—content Adequacy, conciseness, and fluency—using a five-point Likert scale ranging from 1 (Very poor) to 5 (Very good). The complete prompt used for this evaluation is shown in Fig. 1.

We evaluate summaries generated by Qwen-Coder under two QLoRA fine-tuning strategies: (i) *Multi-task* training across multiple code-related tasks, and (ii) *Single-task* training exclusively for code summarization. We compare these model-generated summaries against human-written references curated by Crupi *et al.* [17] as reliable quality baselines.

Complete distributions of GPT-5 mini quality scores across all configurations are presented in Appendix A (Fig. 5 and Fig. 6).

Across both languages, *Multi-task* QLoRA achieves summary quality broadly comparable to *Single-task* QLoRA across all three evaluation dimensions. For *Java*, both configurations attain Content Adequacy scores corresponding to approximately 73–78% of the human-written baseline, indicating that the generated summaries capture a substantial portion of the information conveyed by developer-authored documentation. Differences between *Multi-task* and *Single-task* QLoRA are minimal across all model sizes, typically within 0.1 points. *Conciseness* scores remain consistently high for both configurations, ranging from 4.92 to 4.99, and often surpass the human baseline of 4.62, suggesting that automated summaries tend to avoid unnecessary verbosity. Fluency scores are likewise close to human-written quality, with both configurations achieving values between 4.22 and 4.41, demonstrating that the generated summaries are generally clear, well-formed, and easy to understand.

Consistent with these observations, Wilcoxon signed-rank tests with Holm–Bonferroni correction ($\alpha = 0.05$) reveal no statistically significant differences between training strategies for *Java* across any metric or model size ($p \geq 0.16$).

For *Python*, we observe similar qualitative trends, though with slightly lower Content Adequacy relative to *Java*. Human-written summaries establish a baseline of 2.64, while both QLoRA configurations achieve approximately 69–74% of this level across model sizes. Differences between *Multi-task* and *Single-task* QLoRA remain modest, with *Multi-task* models closely tracking *Single-task* performance and, in the 3B configuration, slightly exceeding it in content adequacy. Conciseness scores for *Python* summaries remain high for both configurations (4.59–4.73), approaching the human baseline (4.80), while Fluency scores (3.71–3.81) fall somewhat below human quality (4.54) but remain consistent across training strategies. Statistical analysis supports these trends (complete results available in our replication package [2]): no significant differences are observed at 0.5B ($p \geq 0.04$),

whereas at larger scales (1.5B and 3B), *Multi-task* QLoRA yields statistically significant improvements across all metrics ($p < 0.01$), indicating that *Multi-task* training provides measurable benefits for *Python* summarization at higher model capacities.

Key Findings

Code summarization exhibits strong language-dependent effects under *Multi-task* training. For *Python*, *Multi-task* QLoRA consistently improves similarity-based metrics over Single-task QLoRA across all model sizes, with gains ranging from 5.6% to 51.5% depending on metric and scale. For *Java*, the pattern reverses: Single-task QLoRA maintains an advantage that strengthens at larger scales, with *Multi-task* QLoRA showing declines of up to 14.4% relative to Single-task at 3B. LLM-as-a-judge results reveal no significant quality differences for *Java*, whereas *Python* shows significant *Multi-task* advantages at larger scales under Wilcoxon tests with Holm–Bonferroni correction. Overall, *Multi-task* QLoRA reliably benefits *Python* summarization while Single-task QLoRA proves more effective for *Java*.

4.2 RQ2: *Multi-task* QLoRA vs. *Multi-task* Full Fine-Tuning

Having established the comparative trends between Single-task QLoRA and *Multi-task* QLoRA, we next examine whether the observed *Multi-task* advantages persist when *Multi-task* QLoRA is compared against *Multi-task* full fine-tuning (*MT-FFT*) across multiple code-related objectives. Unlike QLoRA, which updates only low-rank adaptation parameters, *MT-FFT* updates all model parameters and therefore provides a reference point for assessing the trade-offs between efficiency and overall effectiveness. We structure this analysis by task, considering code generation (Section 4.2.1), code translation (Section 4.2.2), and code summarization (Section 4.2.3).

4.2.1 Code Generation. We summarize the code generation results in Table 11 and Table 12 for *Python* and *Java*, respectively. Across both languages and all model scales, *Multi-task* QLoRA matches or exceeds *MT-FFT* in most configurations.

For *Python*, *Multi-task* QLoRA achieves higher *pass@1* scores across all model scales, increasing from 14.74% to 15.79% at 0.5B ($\uparrow 7.1\%$), from 15.79% to 18.95% at 1.5B ($\uparrow 20.0\%$), and from 17.37% to 21.05% at 3B ($\uparrow 21.2\%$). The performance gap widens as model capacity increases, with the largest relative improvement observed at 3B.

For *Java*, *Multi-task* QLoRA similarly outperforms *MT-FFT* at 0.5B (20.11% vs. 19.02%, $\uparrow 5.7\%$) and demonstrates substantial advantage at 3B (32.07% vs. 26.63%, $\uparrow 20.4\%$). The 1.5B configuration represents the only case where *MT-FFT* slightly exceeds *Multi-task* QLoRA (20.11% vs. 19.02%, $\downarrow 5.4\%$).

Comparing *Multi-task* QLoRA performance across languages, we notice that the same model exhibits distinct behaviors when generating *Java* versus *Python* code under the same setting configuration. In particular, we notice that in terms of correctness (*pass@1*) gains are more pronounced and uniformly increasing with scale for *Python*, while *Java* exhibits a mild regression at 1.5B before recovering strongly at 3B. These differences may stem from intrinsic language characteristics, such as syntactic verbosity, type system rigidity, and the degree of structural constraint imposed during generation, which can interact differently with shared *Multi-task* representations. In addition to that, variations in the distribution of the training corpora may amplify scale-dependent effects.

Table 11. RQ2: Comparison of *MT-FFT* and *MT-QLoRA* for *Python* code generation on CoderEval.

Model	Method	Pass@1	Lizard				Pylint				SonarCloud			
			LoC	Tok	DR	CyC	Err	Warn	Conv	Ref	Sec	Rel	Main	CoC
QwenCoder-0.5B	MT-FFT	14.74%	2,468	16,917	98.40%	928	352	1,809	725	68	3	28	133	569
	MT-QLoRA	15.79%	1,952 ↓	13,327 ↓	100%	812	251	1,593	642	56	2	7	90	634
QwenCoder-1.5B	MT-FFT	15.79%	2,374	16,385	100%	928	350	1,596	650	66	1	6	51	762
	MT-QLoRA	18.95%	2,296 ↓	14,531 ↓	100%	882	315	1,767	677	76	1	5	72	771
QwenCoder-3B	MT-FFT	17.37%	2,706	18,038	100%	996	351	1,762	579	75	2	0	135	686
	MT-QLoRA	21.05%	1,759 ↓	11,773 ↓	100%	677	269	1,521	673	56	2	5	106	549

We move forward presenting the results of automated qualitative code analysis we conducted.

Table 12. RQ2: Comparison of *MT-FFT* and *MT-QLoRA* for *Java* code generation on CoderEval.

Model	Method	Pass@1	Lizard				PMD						SonarCloud			
			LoC	Tok	DR	CyC	Best Prac.	CS	Design	EP	MT	Perf.	Sec	Rel	Main	CoC
<i>QwenCoder-0.5B</i>	<i>MT-FFT</i>	19.02%	1,838	12,339	98.40%	649	90	1,183	131	58	4	15	0	5	570	629
	<i>MT-QLoRA</i>	20.11%	1,933 ↑	12,750 ↑	96.70%	697	76	1,123	139	33	3	10	0	0	531	494
<i>QwenCoder-1.5B</i>	<i>MT-FFT</i>	20.11%	1,828	13,029	98.90%	676	94	1,288	119	49	9	17	1	22	569	576
	<i>MT-QLoRA</i>	19.02%	1,490 ↓	10,313 ↓	96.20%	589	75	1,183	127	31	5	11	0	2	530	442
<i>QwenCoder-3B</i>	<i>MT-FFT</i>	26.63%	1,727	11,565	99.50%	607	80	1,200	131	45	3	27	0	1	548	501
	<i>MT-QLoRA</i>	32.07%	1,580 ↓	10,920 ↓	98.40%	558	86	1,184	128	32	4	7	0	2	541	469

Starting from *Python*, *Multi-task* QLoRA consistently produces code with lower complexity than *MT-FFT*, reducing CyC from 928 to 812 at 0.5B (↓12.5%), from 928 to 882 at 1.5B (↓5.0%), and from 996 to 677 at 3B (↓32.0%). For *Java*, the pattern varies across scales: at 0.5B, *Multi-task* QLoRA exhibits slightly higher complexity than *MT-FFT* (697 vs. 649, ↑7.4%), whereas at 1.5B and 3B it produces lower CyC values (589 vs. 676, ↓12.9%; and 558 vs. 607, ↓8.1%). These trends suggest that complexity-related benefits of parameter-efficient training become more consistent as model capacity increases.

Static analysis results further contextualize the functional correctness findings by contrasting *Multi-task* QLoRA with *MT-FFT* across languages and scales. Overall, *Multi-task* QLoRA either matches or improves code quality and implementation efficiency relative to full fine-tuning, particularly at larger model sizes. For *Python*, *Multi-task* QLoRA reduces total Pylint violations by 5.8% overall (from 8,383 to 7,896), with clear improvements at 0.5B (↓13.9%) and 3B (↓9.0%), alongside a mild regression at 1.5B. SonarCloud maintainability metrics follow a similar trend, showing substantial reductions at 0.5B (↓32.3%) and 3B (↓21.5%). In parallel, *Multi-task* QLoRA consistently produces more compact *Python* implementations, reducing lines of code and token counts at all scales, with the largest gains observed at 3B (35.0% fewer lines of code and 34.7% fewer tokens).

For *Java*, *Multi-task* QLoRA likewise improves static analysis outcomes relative to *MT-FFT*, though with smaller and more uniform gains. Total PMD violations decrease by 6.3% overall, with consistent reductions across all model sizes. Notably, improvements are concentrated in Error Prone and Performance categories, where violations drop by up to 43.1% and 74.1%, respectively, at larger scales. SonarCloud maintainability issues also decrease modestly but consistently across all configurations. Code size reductions for *Java* mirror the *Python* trend at medium and large scales—showing decreases of 18.5% in lines of code at 1.5B and 8.5% at 3B—while exhibiting a slight increase at 0.5B.

Overall, these results reinforce the emerging trend that QLoRA-based parameter-efficient *Multi-task* fine-tuning does not compromise, and in many cases can improve code quality and implementation compactness relative to *MT-FFT*. Although both languages benefit from *Multi-task* QLoRA, *Python* exhibits earlier and more pronounced improvements, whereas *Java* follows a similar trajectory with steadier and more conservative gains, particularly as model capacity increases. This contrast suggests that the effectiveness of *Multi-task* parameter-efficient fine-tuning is modulated by language-specific characteristics, with larger models better able to leverage shared representations across tasks.

To assess statistical significance, we conduct McNemar tests for *pass@1* and Wilcoxon signed-rank tests for quality metrics, applying Holm–Bonferroni correction ($\alpha = 0.05$) to compare *Multi-task* QLoRA against *MT-FFT*. Across all model scales and both languages, *Multi-task* QLoRA achieves statistical parity in functional correctness, supporting the hypothesis that parameter-efficient *Multi-task* fine-tuning can preserve *pass@1* performance relative to full fine-tuning.

Beyond functional correctness, quality analyses reveal additional advantages of *Multi-task* QLoRA. For *Python*, larger model scales exhibit statistically significant improvements in code conciseness alongside reductions in complexity-related metrics. For *Java*, quality benefits are more pronounced at smaller scales, including significant reductions in code size and structural complexity.

Key Findings:

Code generation under *Multi-task* QLoRA consistently matches or exceeds *MT-FFT* across both *Python* and *Java*, with gains becoming more pronounced as model capacity increases. For *Python*, *Multi-task* QLoRA yields steadily increasing improvements in functional correctness and code quality across all scales, producing less complex, more compact, and cleaner implementations. For *Java*, improvements are more conservative and scale-dependent, with a mild regression at intermediate scale followed by clear gains at larger models. Statistical analysis confirms parity in functional correctness across all configurations, while quality metrics reveal additional advantages of *Multi-task* QLoRA, indicating that parameter-efficient *Multi-task* fine-tuning preserves correctness and can enhance code quality, particularly at larger scales.

4.2.2 Code Translation. We evaluate code translation performance using CodeBLEU across both Java→C# and C#→Java directions. Table 13 and Table 14 compare *Multi-task* QLoRA against *Multi-task* FFT across all three model scales (0.5B, 1.5B, 3B).

Table 13. RQ2: Comparison of *MT-FFT* and *MT-QLoRA* for Java→C# code translation on CodeXGLUE.

Model	Method	CodeBLEU	Lizard				Roslyn	
			LoC	Tok	DR	CyC	Syntax Errors	Maintainability
QwenCoder-0.5B	<i>MT-FFT</i>	74.91%	6,230	40,104	99.1%	1,492	255	566
	<i>MT-QLoRA</i>	68.92%	6,218 ↓	39,509 ↓	98.7%	1,515	256	835
QwenCoder-1.5B	<i>MT-FFT</i>	78.53%	6,671	43,343	99.3%	1,688	302	494
	<i>MT-QLoRA</i>	73.08%	6,369 ↓	40,516 ↓	98.5%	1,563	313	592
QwenCoder-3B	<i>MT-FFT</i>	66.38%	5,986	38,418	92.1%	1,492	232	1,829
	<i>MT-QLoRA</i>	62.88%	5,890 ↓	37,716 ↓	93.6%	1,455	126	3,061

Table 14. RQ2: Comparison of *MT-FFT* and *MT-QLoRA* for C#→Java code translation on CodeXGLUE.

Model	Method	CodeBLEU	Lizard				PMD						SonarCloud			
			LoC	Tok	DR	CyC	Best Prac.	CS	Design	EP	MT	Perf.	Sec	Rel	Main	CoC
QwenCoder-0.5B	<i>MT-FFT</i>	73.82%	5,506	33,600	98.6%	1,536	398	3,862	188	57	14	141	0	17	1,049	604
	<i>MT-QLoRA</i>	68.37%	5,807 ↑	35,170 ↑	99.6%	1,594	400	3,953	234	54	12	140	0	13	1,056	654
QwenCoder-1.5B	<i>MT-FFT</i>	70.07%	5,784	35,926	98.9%	1,633	402	3,894	189	60	17	152	0	12	1,046	625
	<i>MT-QLoRA</i>	70.72%	5,745 ↓	35,074 ↓	99.6%	1,566	400	3,939	213	61	22	163	0	19	1,088	678
QwenCoder-3B	<i>MT-FFT</i>	76.98%	5,822	35,831	97.8%	1,614	378	3,060	204	42	12	162	0	12	777	641
	<i>MT-QLoRA</i>	71.22%	5,742 ↓	34,862 ↓	99.5%	1,612	37	1,072	45	11	5	1	0	0	278	157

Multi-task QLoRA shows mixed results compared to *Multi-task* FFT in code translation, with performance varying by direction and model size. In the Java→C# direction, *Multi-task* QLoRA falls short across the board: the 0.5B model achieves 68.92% versus FFT’s 74.91% (↓8.0%), the 1.5B model reaches 73.08% versus 78.53% (↓6.9%), and the 3B model attains 62.88% versus 66.38% (↓5.3%). The C#→Java direction reveals a more nuanced picture: while the 0.5B model lags behind at 68.37% versus 73.82% (↓7.4%) and the 3B model similarly underperforms at 71.22% versus 76.98% (↓7.5%), the 1.5B configuration bucks this trend, slightly edging out *Multi-task* FFT with 70.72% versus 70.07% (↑0.9%). This lone success at 1.5B stands in contrast to the otherwise consistent advantage of *Multi-task* FFT in translation tasks—a pattern that differs markedly from code generation, where *Multi-task* QLoRA matched or exceeded *Multi-task* FFT performance throughout.

When we look at quality metrics across static analysis tools, the patterns echo what we observed for correctness. In the Java→C# direction, where Lizard and Roslyn assess code quality, *Multi-task* FFT generates 4,672 Cyclomatic Complexity issues and 3,678 Roslyn issues (combining syntax errors and maintainability concerns). *Multi-task* QLoRA produces slightly fewer CyC issues at 4,533 (↓3.0%), but Roslyn flags jump considerably to 5,183 (↑40.9%). The reverse direction, C#→Java, tells a different story. While *Multi-task* FFT produces 4,783 CyC issues, 13,232 PMD issues, and 4,783 SonarCloud quality issues, *Multi-task* QLoRA shows improvements across the board: 4,772 CyC issues (↓0.2%), 10,762 PMD issues (↓18.7%), and 3,943 SonarCloud quality issues (↓17.6%). In essence, *Multi-task* QLoRA struggles with Roslyn-detected issues when translating to C#, but delivers notable quality gains in PMD and SonarCloud metrics when translating to Java.

Cyclomatic Complexity trends shift depending on model size and translation direction. For Java→C#, the results are mixed: the 0.5B model produces 1,515 CyC issues versus FFT’s 1,492 (↑1.5%), while the 1.5B model improves to 1,563 versus 1,688 (↓7.4%),

and the 3B model shows 1,455 versus 1,492 ($\downarrow 2.5\%$). The C# \rightarrow Java direction follows a similar pattern: 0.5B generates 1,594 versus 1,536 ($\uparrow 3.8\%$), 1.5B improves to 1,566 versus 1,633 ($\downarrow 4.1\%$), and 3B achieves near parity at 1,612 versus 1,614 ($\downarrow 0.1\%$).

Language-specific analysis reveal pronounced differences in quality profiles. For Roslyn metrics in Java \rightarrow C# translation, *Multi-task* QLoRA shows an increasing numbers of detected issues across all scales. Breaking down by components: 0.5B produces 1,091 total issues (256 syntax errors + 835 maintainability) compared to FFT’s 821 (255 + 566), representing a $\uparrow 32.9\%$ increase. The 1.5B configuration generates 905 total issues (313 + 592) vs. 796 (302 + 494), yielding a $\uparrow 13.7\%$ increase. Notably, 3B produces 3,187 total issues (126 + 3,061) compared to 2,061 (232 + 1,829), representing a $\uparrow 54.6\%$ increase. While syntax errors decrease at 3B (126 vs. 232, $\downarrow 45.7\%$), maintainability issues increase substantially (3,061 vs. 1,829, $\uparrow 67.4\%$).

SonarCloud analysis for C# \rightarrow Java reinforces these scale-dependent patterns. Aggregate quality issues decrease from 4,783 to 3,943 ($\downarrow 17.6\%$), with particularly pronounced improvements in the 3B configuration. Breaking down by scale: 0.5B shows mixed results with total issues at 1,723 vs. 1,670 ($\uparrow 3.2\%$), featuring increases in Maintainability (1,056 vs. 1,049, $\uparrow 0.7\%$) and Cognitive Complexity (654 vs. 604, $\uparrow 8.3\%$), while achieving reductions in Reliability (13 vs. 17, $\downarrow 23.5\%$). The 1.5B configuration shows 1,785 vs. 1,683 ($\uparrow 6.1\%$), with increases in Maintainability (1,088 vs. 1,046, $\uparrow 4.0\%$), Cognitive Complexity (678 vs. 625, $\uparrow 8.5\%$), and Reliability (19 vs. 12, $\uparrow 58.3\%$). The 3B configuration achieves exceptional improvement with 435 vs. 1,430 ($\downarrow 69.6\%$), demonstrating substantial reductions in Maintainability (278 vs. 777, $\downarrow 64.2\%$), Reliability (0 vs. 12, $\downarrow 100\%$), and Cognitive Complexity (157 vs. 641, $\downarrow 75.5\%$).

Code size metrics reveal mixed patterns across translation directions and scales. For Java \rightarrow C#, *Multi-task* QLoRA generates comparable or reduced code: 0.5B produces 6,218 LoC vs. FFT’s 6,230 ($\downarrow 0.2\%$), 1.5B generates 6,369 vs. 6,671 ($\downarrow 4.5\%$), and 3B produces 5,890 vs. 5,986 ($\downarrow 1.6\%$). Token counts demonstrate consistent reductions: 0.5B uses 39,509 vs. 40,104 ($\downarrow 1.5\%$), 1.5B uses 40,516 vs. 43,343 ($\downarrow 6.5\%$), and 3B uses 37,716 vs. 38,418 ($\downarrow 1.8\%$). For C# \rightarrow Java, patterns vary: 0.5B produces 5,807 LoC vs. 5,506 ($\uparrow 5.5\%$), 1.5B generates 5,745 vs. 5,784 ($\downarrow 0.7\%$), and 3B produces 5,742 vs. 5,822 ($\downarrow 1.4\%$). Token usage follows similar patterns: 0.5B uses 35,170 vs. 33,600 ($\uparrow 4.7\%$), 1.5B uses 35,074 vs. 35,926 ($\downarrow 2.4\%$), and 3B uses 34,862 vs. 35,831 ($\downarrow 2.7\%$).

Following the approach used for code generation, we apply Wilcoxon signed-rank tests with Holm–Bonferroni correction ($\alpha = 0.05$) to assess whether the quality of code produced by *Multi-task* QLoRA differs significantly from that produced by *MT-FFT*.

For the Java \rightarrow C# translation direction, the results are unambiguous: across all three model sizes, statistically significant differences in CodeBLEU scores are observed ($p < 0.05$), consistently favoring *MT-FFT*. These differences align with the previously observed gaps in functional correctness and static quality metrics, with corresponding effect sizes (Cliff’s delta) indicating a *negligible*-magnitude effect.

In contrast, the C# \rightarrow Java direction exhibits a scale-dependent pattern. At 0.5B, *MT-FFT* maintains a statistically significant advantage ($p < 0.01$) with negligible effect size. This advantage disappears at 1.5B, where the two approaches achieve statistical parity, indicating no significant difference in performance. Notably, at 3B, the relationship reverses: *Multi-task* QLoRA demonstrates statistically significant superiority across both functional correctness and quality metrics ($p < 0.01$). This result is consistent with the substantial improvements observed at this scale in static analysis outcomes and code conciseness, with effect sizes (Cliff’s delta) suggesting a *small-to-medium*-magnitude effect.

Key Findings:

Code translation under *Multi-task* QLoRA exhibits strong scale- and direction-dependent behavior. For Java \rightarrow C#, quality improvements in syntax are offset by increased maintainability issues, whereas for C# \rightarrow Java, larger models achieve clear gains in both correctness and quality. Overall, benefits of parameter-efficient *Multi-task* fine-tuning emerge primarily at larger scales, underscoring the role of model capacity in balancing translation quality and efficiency.

4.2.3 Code Summarization. We evaluate code summarization performance by comparing *Multi-task* QLoRA against *Multi-task* Full Fine-Tuning (*MT-FFT*) using similarity-based metrics. Table 15 reports results for both *Java* and *Python* across all three model scales (0.5B, 1.5B, and 3B).

Multi-task QLoRA exhibits clear language-dependent behavior when compared to *Multi-task* FFT. For *Python*, *Multi-task* QLoRA consistently outperforms *MT-FFT* across all metrics and model scales. At 0.5B, *Multi-task* QLoRA achieves 19.43% BLEU compared to *MT-FFT*’s 9.53% ($\uparrow 103.9\%$), 29.53% METEOR vs. 20.28% ($\uparrow 45.6\%$), 40.67% Rouge-L vs. 31.55% ($\uparrow 28.9\%$), 39.16% chrF

Table 15. RQ2: Comparison of *MT-FFT* and *MT-QLoRA* for code summarization on CoderEval. SIDE applies to *Java* only.

Lang	Model	Method	BLEU	METEOR	Rouge-L	chrF	BERTScore	SIDE
Java	QwenCoder-0.5B	<i>MT-FFT</i>	7.70%	21.36%	33.29%	28.76%	71.25%	90.44%
		<i>MT-QLoRA</i>	7.18%	21.80%	34.09%	27.71%	66.31%	91.75%
	QwenCoder-1.5B	<i>MT-FFT</i>	7.43%	21.86%	33.73%	27.66%	69.79%	89.68%
		<i>MT-QLoRA</i>	8.12%	22.14%	34.15%	29.23%	66.78%	92.21%
	QwenCoder-3B	<i>MT-FFT</i>	7.90%	21.85%	33.59%	28.80%	65.90%	90.53%
		<i>MT-QLoRA</i>	7.63%	22.94%	34.93%	29.31%	66.40%	91.58%
Python	QwenCoder-0.5B	<i>MT-FFT</i>	9.53%	20.28%	31.55%	29.14%	60.66%	–
		<i>MT-QLoRA</i>	19.43%	29.53%	40.67%	39.16%	65.48%	–
	QwenCoder-1.5B	<i>MT-FFT</i>	12.67%	24.36%	34.72%	33.28%	62.01%	–
		<i>MT-QLoRA</i>	22.90%	33.07%	44.50%	42.28%	66.84%	–
	QwenCoder-3B	<i>MT-FFT</i>	22.54%	32.91%	43.41%	42.27%	67.17%	–
		<i>MT-QLoRA</i>	29.90%	40.06%	47.43%	48.20%	68.59%	–

vs. 29.14% ($\uparrow 34.4\%$), and 65.48% BERTScore vs. 60.66% ($\uparrow 7.9\%$). These advantages persist at 1.5B, where *Multi-task* QLoRA attains 22.90% BLEU vs. 12.67% ($\uparrow 80.7\%$), 33.07% METEOR vs. 24.36% ($\uparrow 35.8\%$), 44.50% Rouge-L vs. 34.72% ($\uparrow 28.2\%$), 42.28% chrF vs. 33.28% ($\uparrow 27.0\%$), and 66.84% BERTScore vs. 62.01% ($\uparrow 7.8\%$). At 3B, *Multi-task* QLoRA continues to outperform, with BLEU reaching 29.90% vs. 22.54% ($\uparrow 32.7\%$), METEOR 40.06% vs. 32.91% ($\uparrow 21.7\%$), Rouge-L 47.43% vs. 43.41% ($\uparrow 9.3\%$), chrF 48.20% vs. 42.27% ($\uparrow 14.0\%$), and BERTScore 68.59% vs. 67.17% ($\uparrow 2.1\%$).

For Java, differences between *Multi-task* QLoRA and *Multi-task* FFT are mixed across configurations, with each approach showing advantages on different metrics. At 0.5B, *Multi-task* QLoRA shows heterogeneous outcomes: METEOR improves by $\uparrow 2.1\%$ (21.80% vs. 21.36%), Rouge-L by $\uparrow 2.4\%$ (34.09% vs. 33.29%), and SIDE by $\uparrow 1.4\%$ (91.75% vs. 90.44%). However, *MT-FFT* achieves higher BLEU ($\uparrow 7.2\%$; 7.70% vs. 7.18%), chrF ($\uparrow 3.8\%$; 28.76% vs. 27.71%), and notably BERTScore ($\uparrow 7.4\%$; 71.25% vs. 66.31%). At 1.5B, *Multi-task* QLoRA exhibits improvements on most metrics: BLEU of 8.12% vs. 7.43% ($\uparrow 9.3\%$), METEOR of 22.14% vs. 21.86% ($\uparrow 1.3\%$), Rouge-L of 34.15% vs. 33.73% ($\uparrow 1.2\%$), chrF of 29.23% vs. 27.66% ($\uparrow 5.7\%$), and SIDE of 92.21% vs. 89.68% ($\uparrow 2.8\%$), while *MT-FFT* maintains an advantage in BERTScore (69.79% vs. 66.78%; $\uparrow 4.5\%$). At 3B, the pattern continues with *Multi-task* QLoRA achieving higher METEOR ($\uparrow 5.0\%$; 22.94% vs. 21.85%), Rouge-L ($\uparrow 4.0\%$; 34.93% vs. 33.59%), chrF ($\uparrow 1.8\%$; 29.31% vs. 28.80%), BERTScore ($\uparrow 0.8\%$; 66.40% vs. 65.90%), and SIDE ($\uparrow 1.2\%$; 91.58% vs. 90.53%), while *MT-FFT* shows a slight edge in BLEU ($\uparrow 3.5\%$; 7.90% vs. 7.63%). Overall, while *Multi-task* QLoRA demonstrates consistent advantages on overlap-based metrics (METEOR, Rouge-L) and the code-aware SIDE metric for Java, *MT-FFT* tends to achieve comparable or better performance on lexical precision metrics, particularly BERTScore at smaller scales.

Scaling behavior further highlights these language-dependent effects. For Python, *Multi-task* QLoRA benefits remain substantial across model capacities, though the relative advantage over *MT-FFT* narrows at larger scales as both approaches improve. From 0.5B to 3B under *Multi-task* QLoRA, BLEU improves from 19.43% to 29.90% ($\uparrow 53.9\%$), METEOR from 29.53% to 40.06% ($\uparrow 35.7\%$), Rouge-L from 40.67% to 47.43% ($\uparrow 16.6\%$), chrF from 39.16% to 48.20% ($\uparrow 23.1\%$), and BERTScore from 65.48% to 68.59% ($\uparrow 4.7\%$). *Multi-task* FFT also exhibits strong scaling, with BLEU improving from 9.53% to 22.54% ($\uparrow 136.5\%$), yet *Multi-task* QLoRA maintains its advantage across all scales. For Java, both approaches show relatively stable performance across model sizes, with differences between training strategies remaining within a narrow range and neither approach establishing consistent dominance across all metrics.

To complement similarity-based evaluation with qualitative assessment, we employ the LLM-as-a-judge methodology described in RQ₁ (Section 4.1.3). Complete distributions of GPT-5 mini quality scores across all configurations are reported in the Appendix A. Statistical significance is assessed using Wilcoxon signed-rank tests with Holm–Bonferroni correction ($\alpha = 0.05$), comparing *Multi-task* QLoRA against *MT-FFT* for both functional and quality metrics.

For Java, Content Adequacy scores indicate that *Multi-task* QLoRA maintains summary quality comparable to *MT-FFT* across all model sizes. *Multi-task* QLoRA achieves scores of 2.178 vs. 2.139 at 0.5B ($\uparrow 1.8\%$), 2.224 vs. 2.198 at 1.5B ($\uparrow 1.2\%$), and 2.293 vs. 2.228 at 3B ($\uparrow 2.9\%$), corresponding to approximately 73–77% of the human baseline (2.960). Conciseness scores remain consistently high for *Multi-task* QLoRA (4.925–4.980), marginally exceeding both *MT-FFT* (4.925–4.954) and the human baseline (4.620), while Fluency scores show small, scale-dependent variations. Importantly, none of these differences are statistically significant across metrics or model sizes, indicating performance parity between *Multi-task* QLoRA and full fine-tuning for Java summarization.

For *Python*, qualitative assessment reveals a different pattern. Content Adequacy scores for *Multi-task* QLoRA and *MT-FFT* remain close across all model sizes (1.818 vs. 1.806 at 0.5B, 1.862 vs. 1.894 at 1.5B, and 1.938 vs. 1.962 at 3B), corresponding to 69–74% of the human baseline (2.636). Conciseness scores are consistently high for both approaches (4.624–4.730 for *Multi-task* QLoRA and 4.626–4.670 for *MT-FFT*), approaching the human baseline (4.800), while Fluency scores remain comparable and below human quality but maintain acceptable readability. Despite the similarity in absolute scores, statistical testing reveals significant *Multi-task* QLoRA advantages across all qualitative metrics and model scales ($p < 0.05$)³.

Finally, an interesting pattern emerges: QLoRA-based *Multi-task* optimization can improve automatic metrics without proportionally changing human assessments. The 0.5B model illustrates this clearly—*Multi-task* QLoRA increases BLEU by 103.9% over *MT-FFT* (19.43% vs. 9.53%), while Content Adequacy remains flat (1.818 vs. 1.806). *MT-QLoRA* appears to enhance lexical alignment in ways that automatic metrics detect but human evaluators don’t perceive as proportional quality improvements. A detailed breakdown of statistical results and metric-level analyses is provided in the Appendix A.

Key Findings:

Code summarization under *Multi-task* QLoRA shows clear language-dependent effects. *Multi-task* QLoRA yields substantial improvements for *Python* across all similarity-based metrics, with gains ranging from 2.1% to 103.9% depending on metric and scale. For *Java*, results are more nuanced: *Multi-task* QLoRA demonstrates advantages on overlap-based metrics (METEOR, Rouge-L) and the code-aware SIDE metric, while *MT-FFT* achieves comparable or better performance on lexical precision metrics like BERTScore. LLM-as-a-judge evaluation confirms that *Multi-task* QLoRA preserves content adequacy, conciseness, and fluency for both languages. Overall, *MT-QLoRA* strongly benefits *Python* summarization while achieving competitive performance with full fine-tuning for Java.

4.3 Qualitative Analysis of *MT-QLoRA* in Code-Related Tasks

To better understand the quality characteristics behind the quantitative results, we conduct a qualitative analysis of model outputs across code generation, summarization, and translation tasks. We perform an instance-level overlap analysis that partitions evaluation instances based on which configuration(s) succeed, enabling us to examine both shared successes and *unique* successes attributable to a specific training setup.

For **code generation**, we use *pass@1* to partition instances into those solved by both *ST-QLoRA* and *MT-QLoRA* and those uniquely solved by only one configuration. For **code translation**, we use Exact Match (EM) to isolate instances where only one configuration achieves a perfect prediction (EM= 1). We then inspect representative examples from these partitions to characterize qualitative differences in correctness, completeness, and semantic preservation. For **code summarization**, we use Content Adequacy (CA) to identify instances where only *ST-QLoRA*, only *MT-QLoRA*, or only *MT-FFT* attains the highest CA score.

4.3.1 Code Generation. Our analysis for code generation shows substantial agreement between *ST-QLoRA* and *MT-QLoRA*, but instances where one succeeds and the other fails reveal clear qualitative differences on multi-step specifications.

Figure 2 presents a representative Python case where *MT-QLoRA* produces a correct, passing solution (green checkmark) while *ST-QLoRA* fails (red X). The prompt specifies a verification routine that conditionally checks `iface.providedBy` (skipped under tentative), validates required methods (including signatures) and attributes, and raises `Invalid` on contract violations.

MT-QLoRA generates a concise, specification-aligned implementation: it correctly gates the `providedBy` check (`if not iface.providedBy(candidate)` and `not tentative`), raises an informative `Invalid` exception on failure, and cleanly verifies methods and attributes via helper routines with early exits before returning `True`. In contrast, *ST-QLoRA* diverges from the intended control flow by using an incorrect gating condition (`iface.providedBy(candidate) != tentative`), introducing fragmented error accumulation, and devolving into incomplete branches (ellipsis placeholders), yielding a non-passing solution. As reported in Fig. 2, *ST-QLoRA* also produces a longer and more complex output (LoC: 32, Tok: 196, CyC: 9) than *MT-QLoRA* (LoC: 12, Tok: 100, CyC: 7), without improving correctness. This example reflects a recurring pattern: *MT-QLoRA* more consistently preserves the contract and control-flow structure implied by docstrings, whereas *ST-QLoRA* is more prone to semantic drift on multi-step behavioral requirements.

³Complete statistical results are provided in the replication package [2].





Model's Input	Single-Task QLoRA-based Optimization	Multi-Task QLoRA-based Optimization
<pre>def _verify(iface, candidate, tentative=False, vtype=None): """ Verify that *candidate* might correctly provide *iface*. This involves: - Making sure the candidate claims that it provides the interface using ``iface.providedBy`` (unless *tentative* is `True`, in which case this step is skipped). This means that the candidate's class declares that it ``implements <zope.interface.implementer> the interface, or the candidate itself declares that it ``provides <zope.interface.provider> the interface --- :return bool: Returns a true value if everything that could be checked passed. :raises zope.interface.Invalid: If any of the previous conditions does not hold. """ ...</pre>	<pre>def _verify(iface, candidate, tentative=False, vtype=None): """ ... """ if iface.providedBy(candidate) != tentative: raise Invalid("The candidate %r does not claim to provide %r" % (candidate, iface)) errors = [] for method_name in iface['methods']: try: method = getattr(candidate, method_name) except AttributeError: ...) for attr_name in iface['attributes']: try: attr = getattr(candidate, attr_name) except AttributeError: ...</pre>	<pre>def _verify(iface, candidate, tentative=False, vtype=None): """ ... """ if not iface.providedBy(candidate) and not tentative: raise Invalid("Object {!r} does not implement {!r}".format(candidate, iface)) for name, method in get_methods(candidate, iface): if not _verify_method(name, method, iface, vtype=vtype): return False for name, attr in get_attributes(candidate, iface): if not _verify_attribute(name, attr, iface, vtype=vtype): return False return True</pre>
	 <pre>PyLint: 1 (Err: 1, Warn: 0, Conv: 4, Ref: 0) Lizard: LoC: 32, ToK: 196, CyC: 9</pre> 	 <pre>PyLint: 19 (Err: 5, Warn: 10, Conv: 4, Ref: 0) Lizard: LoC: 12, ToK: 100, CyC: 7</pre> 

Fig. 2. Qualitative comparison of *Python* code generated by *ST-QLoRA* and *MT-QLoRA* for an interface verification routine. *MT-QLoRA* (right, green checkmark) produces a passing solution while *ST-QLoRA* (middle, red X) fails functional testing.

4.3.2 Code Translation. To characterize how structural complexity relates to the observed success patterns in translation, we analyze the source inputs using Lizard [84]. Specifically, we focused on cyclomatic complexity alongside complementary indicators of code size and structure (e.g., token count and nesting depth) of the source code. This analysis helps determine whether *MT-QLoRA*'s gains are concentrated in particular complexity regimes and provides context for common qualitative failure modes, such as missing control-flow logic, broken API consistency, or semantic drift.





Model's Input	Single-Task QLoRA-based Optimization	Multi-Task QLoRA-based Optimization
<pre>public static double devsq(double[] v) { double r = double.NaN; if (v != null && v.Length >= 1) { double m = 0; double s = 0; int n = v.Length; for (int i = 0; i < n; i++) { s += v[i]; } m = s / n; s = 0; for (int i = 0; i < n; i++) { s += (v[i] - m) * (v[i] - m); } r = (n == 1) ? 0 : s; } return r; }</pre>	<pre>public static double sqdev(double[] v) { double r = Double.NaN; if (v != null && v.length >= 1) { double m = 0; double s = 0; final int n = v.length; for (int i = 0; i < n; i++) { s += v[i]; } m = s / n; s = 0; for (int i = 0; i < n; i++) { s += Math.pow(v[i] - m, 2); } return r; } }</pre>	<pre>public static double devsq(double[] v) { double r = Double.NaN; if (v != null && v.length >= 1) { double m = 0; double s = 0; int n = v.length; for (int i = 0; i < n; i++) { s += v[i]; } m = s / n; s = 0; for (int i = 0; i < n; i++) { s += (v[i] - m) * (v[i] - m); } r = (n == 1) ? 0 : s; } return r; }</pre>
	 <pre>PMD: 12 (BP: 2, CS: 9, Design: 1, EP: 0, MT: 0, Perf: 0) Lizard: LoC: 21, Tok: 116, CyC: 5</pre> 	 <pre>PMD: 12 (BP: 2, CS: 9, Design: 1, EP: 0, MT: 0, Perf: 0) Lizard: LoC: 22, Tok: 131, CyC: 6</pre> 

Fig. 3. Qualitative comparison of *C#*→*Java* translations generated by *ST-QLoRA* and *MT-QLoRA* for a representative instance where *MT-QLoRA* achieves exact match (EM = 1) while *ST-QLoRA* fails (EM = 0).

Our overlap analysis reveals distinct patterns in the structural complexity of code uniquely translated by different model configurations. For *C#*→*Java* translation, *MT-QLoRA* uniquely achieves perfect translations on structurally more complex code

Model's Input	Multi-Task FFT-based Optimization	Multi-Task QLoRA-based Optimization
<pre>static String[] toNonNullStringArray(Object[] array) { ArrayList<String> list = new ArrayList<String>(array.length); for (int i = 0; i < array.length; i++) { Object e = array[i]; if (e != null) { list.add(e.toString()); } } return (String[]) list.toArray(ArrayUtils.EMPTY_STRING_ARRAY); }</pre>	<p>Summary: Returns a string array with the elements of the given object array converted to strings.</p> <p>Content adequacy: 2.4 Conciseness: 5 Fluency: 4.4 Mean: 3.6</p>	<p>Summary: Converts the given array of objects into a string array. Null values are ignored.</p> <p>Content adequacy: 3.8 Conciseness: 4.8 Fluency: 4.2 Mean: 4.27</p>

Fig. 4. Qualitative comparison of *Python* code summaries generated by *ST-QLoRA* and *MT-QLoRA*. *MT-QLoRA* produces a higher quality summary with better content adequacy, while *ST-QLoRA* generates a less accurate summary that misses key details.

compared to both *ST-QLoRA* (RQ1) and *MT-FFT* (RQ2). Across the instances it solves uniquely, *MT-QLoRA* more often handles inputs with higher cyclomatic complexity (≈ 39 – 51%), larger code size (≈ 30 – 33%), and deeper nesting (≈ 28 – 32%), suggesting improved robustness to complex control flow and nested structures in this translation direction. In contrast, the *Java*→*C#* direction shows an opposite trend: *ST-QLoRA* and *MT-FFT* more often uniquely solve structurally complex inputs, whereas *MT-QLoRA* more often succeeds on comparatively simpler instances, suggesting direction-dependent translation difficulty and asymmetric transfer effects.

Figure 3 shows a representative *C#*→*Java* case where *MT-QLoRA* produces a perfect translation ($EM=1$) while *ST-QLoRA* fails ($EM=0$). The source input exhibits moderate structural complexity ($CyC=6$), with nested control flow structures including multiple for loops and conditional logic. Although the *ST-QLoRA* output remains syntactically plausible, it introduces semantic and interface-breaking changes: (1) it renames the method from `devsq` to `sqdev`, breaking API consistency; (2) it omits the assignment `r = (n == 1) ? 0 : s`, leaving `r` never updated from its initialization `Double.NaN` and thus returning `NaN` regardless of the computed accumulator `s`; and (3) it replaces the direct square `(v[i] - m) * (v[i] - m)` with `Math.pow(v[i] - m, 2)`, an unnecessary deviation from the original implementation style. In contrast, *MT-QLoRA* preserves the method signature, retains the complete conditional assignment logic, and maintains the original arithmetic structure. While both translations trigger comparable static analysis warnings (PMD: 12 issues), the EM discrepancy is driven by substantive semantic preservation rather than superficial style differences, illustrating *MT-QLoRA*’s stronger robustness on nested control-flow translation in *C#*→*Java*.

4.3.3 Code Summarization. For summarization, we inspect instances where one configuration achieves higher Content Adequacy (CA) than the others, focusing on whether the generated summaries capture *behaviorally salient* details (e.g., filtering conditions, edge cases, or implicit constraints) rather than only paraphrasing surface-level operations. Across the overlap partitions, *MT-QLoRA* more consistently produces summaries that reflect such conditional behaviors, whereas *MT-FFT* summaries are more likely to remain correct but underspecified, which reduces adequacy when key constraints are omitted.

Figure 4 illustrates a representative *Java* method where *MT-QLoRA* achieves higher CA than *MT-FFT*. The method `toNonNullStringArray` constructs a `String[]` by iterating over an `Object[]` input, converting elements via `toString()`, and *skipping null entries* before returning the resulting array. *MT-FFT* produces a largely generic description (converting an object array to strings) but fails to state the null-filtering behavior, which is central to the method’s contract. In contrast, *MT-QLoRA* explicitly captures this constraint (“Null values are ignored”), yielding a more semantically complete summary despite similar fluency and conciseness, and thereby improving content adequacy.

5 Threats to Validity

Internal Validity. Our experimental design may be influenced by several factors. First, hyperparameter selection follows configurations from prior work [3] rather than task-specific optimization, potentially underestimating the performance of certain

configurations. While we maintain consistent hyperparameters across all experiments to ensure fair comparison, task-specific tuning might yield different relative performance patterns. Second, the early stopping criterion based on validation metrics may favor certain model configurations over others, particularly when comparing *Multi-task* versus Single-task models with different convergence characteristics.

External Validity. The generalizability of our findings faces several constraints. We evaluate using the Qwen2.5-Coder family (0.5B, 1.5B, 3B parameters), and results may not directly transfer to other model architectures. Our focus on three representative code-related tasks—generation, summarization, and translation—covers the main spectrum of bi-modal and code-to-code transformations in software engineering, but does not include other downstream tasks such as bug fixing or program repair. The employed datasets (CodeXGLUE and CoderEval) predominantly contain function-level code snippets, which, while standard in prior research, may not fully reflect project-level dependencies observed in large industrial systems. Finally, our experiments cover *Java*, *Python*, and *C#*, offering diversity across paradigms, though future extensions to additional languages could further strengthen generalizability.

Construct Validity. The evaluation design relies on well-established metrics and tools to assess both functional and non-functional performance. For correctness, we combine execution-based (*pass@1*) and structural-semantic (CodeBLEU) measures; for summarization, we integrate lexical, semantic, and SIDE metrics, complemented by an LLM-as-a-judge protocol following a validated methodology [17]. For code quality, we employ multiple static analyzers (e.g., Pylint, PMD, SonarCloud, Roslyn) to triangulate results across diverse rule sets. Although static analysis tools may differ slightly in sensitivity across languages, this multi-tool strategy minimizes tool-specific biases and provides a comprehensive perspective on quality dimensions.

Conclusion Validity. Our statistical analyses employ robust non-parametric tests (Wilcoxon signed-rank and McNemar) with Holm-Bonferroni correction to control for multiple comparisons, complemented by effect size reporting to capture practical significance. These analyses are consistently applied across both RQ_1 (*MT-QLoRA* vs. *ST-QLoRA*) and RQ_2 (*MT-QLoRA* vs. *MT-FFT*), where model outputs allow for paired evaluation across configurations. Minor variations fall within expected stochastic bounds of LLM generation, and cross-task consistency supports the soundness and reproducibility of our findings.

6 Conclusions and Future Work

This study presents the first comprehensive evaluation of *Multi-task* QLoRA across code generation, translation, and summarization, examining both functional correctness and code quality with Qwen2.5-Coder models (0.5B, 1.5B, 3B). *Multi-task* QLoRA achieves competitive performance versus Single-task QLoRA while training a unified model. The 3B configuration demonstrates language-dependent effectiveness: 32.07% *Java pass@1* versus 29.89% Single-task (+2.18 points) and 29.90% *Python* summarization BLEU versus 23.31% (+28.3% relative). Quality improvements include 32.0% lower *Python* complexity and 6.3% fewer *Java* PMD violations at 3B. Against *Multi-task* Full Fine-Tuning, *Multi-task* QLoRA shows superiority for generation and *Python* summarization (21.05% vs. 17.37% *pass@1*; 29.90% vs. 22.54% BLEU at 3B) while maintaining quality parity across methods.

Our findings reveal that larger models consistently demonstrate superior ability to balance multiple objectives within QLoRA’s parameter-efficient framework. Translation exhibits scale and direction-dependent trade-offs, with *Multi-task* QLoRA underperforming for *Java*→*C#* across all scales but showing competitive or improved results for *C#*→*Java* at specific configurations. Code summarization demonstrates clear language-dependent effects: *Python* summarization benefits substantially from *Multi-task* training across all scales, while *Java* summarization favors Single-task QLoRA, particularly at larger model capacities where task-specific training proves more effective.

Future work should investigate task-specific adapters to address translation instability, dynamic task weighting for language-specific transfer, and attention-based routing to prevent destructive interference in parameter-efficient *Multi-task* scenarios. Extension to additional programming languages and software engineering tasks (bug fixing, program repair) would further validate the generalizability of our findings.

References

- [1] [n. d.]. CodeLLama. <https://github.com/meta-llama/codellama/tree/main>.
- [2] [n. d.]. Replication Package. <https://github.com/alvi75/MultiTask-QLoRA-NFAnalysis>
- [3] Saima Afrin, Joseph Call, Khai-Nguyen Nguyen, Oscar Chaparro, and Antonio Mastropaolo. 2025. Resource-Efficient & Effective Code Summarization. In *2025 IEEE/ACM Second International Conference on AI Foundation Models and Software Engineering (Forge)*. IEEE, 224–235.

- [4] Saima Afrin, Md Zahidul Haque, and Antonio Mastropaolo. 2025. A systematic literature review of parameter-efficient fine-tuning for large code models. *arXiv preprint arXiv:2504.21569* (2025).
- [5] Saima Afrin, Bowen Xu, and Antonio Mastropaolo. 2025. Is Quantization a Deal-breaker? Empirical Insights from Large Code Models. *arXiv preprint arXiv:2507.09665* (2025).
- [6] Toufique Ahmed and Premkumar Devanbu. 2022. Few-shot training llms for project-specific code-summarization. In *Proceedings of the 37th IEEE/ACM international conference on automated software engineering*. 1–5.
- [7] Toufique Ahmed, Kunal Suresh Pai, Premkumar Devanbu, and Earl Barr. 2024. Automatic semantic augmentation of language model prompts (for code summarization). In *Proceedings of the IEEE/ACM 46th international conference on software engineering*. 1–13.
- [8] AI Anthropic. 2024. The claude 3 model family: Opus, sonnet, haiku. *Claude-3 Model Card* 1, 1 (2024), 4.
- [9] Shamil Ayupov and Nadezhda Chirkova. 2022. Parameter-efficient finetuning of transformers for source code. *arXiv preprint arXiv:2212.05901* (2022).
- [10] Satanjeev Banerjee and Alon Lavie. 2005. METEOR: An automatic metric for MT evaluation with improved correlation with human judgments. In *Proceedings of the acl workshop on intrinsic and extrinsic evaluation measures for machine translation and/or summarization*. 65–72.
- [11] Tyler Burleigh, Jenny Han, and Kristen DiCerbo. 2025. Beyond the Hint: Using Self-Critique to Constrain LLM Feedback in Conversation-Based Assessment. In *Proceedings of the Artificial Intelligence in Measurement and Education Conference (AIME-Con): Coordinated Session Papers*. 79–85.
- [12] Federico Cassano, John Gouwar, Daniel Nguyen, Sydney Nguyen, Luna Phipps-Costin, Donald Pinckney, Ming-Ho Yee, Yangtian Zi, Carolyn Jane Anderson, Molly Q Feldman, et al. 2023. Multipl-e: A scalable and polyglot approach to benchmarking neural code generation. *IEEE Transactions on Software Engineering* 49, 7 (2023), 3675–3691.
- [13] Mark Chen, Jerry Tworek, Heewoo Jun, Qiming Yuan, Henrique Ponde De Oliveira Pinto, Jared Kaplan, Harri Edwards, Yuri Burda, Nicholas Joseph, Greg Brockman, et al. 2021. Evaluating large language models trained on code. *arXiv preprint arXiv:2107.03374* (2021).
- [14] Nuo Chen, Qiushi Sun, Jianing Wang, Xiang Li, and Ming Gao. 2023. Pass-tuning: Towards structure-aware parameter-efficient tuning for code representation learning. In *Findings of the Association for Computational Linguistics: EMNLP 2023*. 577–591.
- [15] YunSeok Choi and Jee-Hyong Lee. 2023. CodePrompt: Task-agnostic prefix tuning for program and language generation. In *Findings of the Association for Computational Linguistics: ACL 2023*. 5282–5297.
- [16] Matteo Ciniselli, Nathan Cooper, Luca Pascarella, Antonio Mastropaolo, Emad Aghajani, Denys Poshyvanyk, Massimiliano Di Penta, and Gabriele Bavota. 2021. An empirical study on the usage of transformer models for code completion. *IEEE Transactions on Software Engineering* 48, 12 (2021), 4818–4837.
- [17] Giuseppe Crupi, Rosalia Tufano, Alejandro Velasco, Antonio Mastropaolo, Denys Poshyvanyk, and Gabriele Bavota. 2025. On the Effectiveness of LLM-as-a-judge for Code Generation and Summarization. *IEEE Transactions on Software Engineering* (2025).
- [18] Tim Dettmers, Mike Lewis, Younes Belkada, and Luke Zettlemoyer. 2022. Gpt3. int8 (): 8-bit matrix multiplication for transformers at scale. *Advances in neural information processing systems* 35 (2022), 30318–30332.
- [19] Tim Dettmers, Artidoro Pagnoni, Ari Holtzman, and Luke Zettlemoyer. 2024. Qlora: Efficient finetuning of quantized llms. *Advances in Neural Information Processing Systems* 36 (2024).
- [20] Xueying Du, Mingwei Liu, Kaixin Wang, Hanlin Wang, Junwei Liu, Yixuan Chen, Jiayi Feng, Chaofeng Sha, Xin Peng, and Yiling Lou. 2024. Evaluating large language models in class-level code generation. In *Proceedings of the IEEE/ACM 46th International Conference on Software Engineering*. 1–13.
- [21] Elias Frantar, Saleh Ashkboos, Torsten Hoefler, and Dan Alistarh. 2022. Gptq: Accurate post-training quantization for generative pre-trained transformers. *arXiv preprint arXiv:2210.17323* (2022).
- [22] Divyam Goel, Ramansh Grover, and Fatemeh H Fard. 2022. On the cross-modal transfer from natural language to code through adapter modules. In *Proceedings of the 30th IEEE/ACM International Conference on Program Comprehension*. 71–81.
- [23] Xinyi Hou, Yanjie Zhao, Yue Liu, Zhou Yang, Kailong Wang, Li Li, Xiapu Luo, David Lo, John Grundy, and Haoyu Wang. 2024. Large language models for software engineering: A systematic literature review. *ACM Transactions on Software Engineering and Methodology* 33, 8 (2024), 1–79.
- [24] Binyuan Hui, Jian Yang, Zeyu Cui, Jiayi Yang, Dayiheng Liu, Lei Zhang, Tianyu Liu, Jiajun Zhang, Bowen Yu, Keming Lu, et al. 2024. Qwen2. 5-coder technical report. *arXiv preprint arXiv:2409.12186* (2024).
- [25] Albert Q Jiang, Alexandre Sablayrolles, Arthur Mensch, Chris Bamford, Devendra Singh Chaplot, Diego de las Casas, Florian Bressand, Gianna Lengyel, Guillaume Lample, Lucile Saulnier, et al. 2023. Mistral 7B. *arXiv preprint arXiv:2310.06825* (2023).
- [26] Mohammed Khurma, Soohyeon Choi, Mohammed AlKhanafseh, and David Mohaisen. 2025. Security and Quality in LLM-Generated Code: A Multi-Language, Multi-Model Analysis. *arXiv preprint arXiv:2502.01853* (2025).
- [27] Raphaël Khoury, Anderson R Avila, Jacob Brunelle, and Baba Mamadou Camara. 2023. How secure is code generated by chatgpt?. In *2023 IEEE international conference on systems, man, and cybernetics (SMC)*. IEEE, 2445–2451.
- [28] Alexander LeClair, Sakib Haque, Lingfei Wu, and Collin McMillan. 2020. Improved code summarization via a graph neural network. In *Proceedings of the 28th international conference on program comprehension*. 184–195.
- [29] Yujia Li, David Choi, Junyoung Chung, Nate Kushman, Julian Schrittwieser, Rémi Leblond, Tom Eccles, James Keeling, Felix Gimeno, Agustin Dal Lago, et al. 2022. Competition-level code generation with alphacode. *Science* 378, 6624 (2022), 1092–1097.
- [30] Chin-Yew Lin. 2004. Rouge: A package for automatic evaluation of summaries. In *Text summarization branches out*. 74–81.
- [31] Bingchang Liu, Chaoyu Chen, Zi Gong, Cong Liao, Huan Wang, Zhichao Lei, Ming Liang, Dajun Chen, Min Shen, Hailian Zhou, et al. 2024. Mftcoder: Boosting code llms with multitask fine-tuning. In *Proceedings of the 30th ACM SIGKDD Conference on Knowledge Discovery and Data Mining*. 5430–5441.
- [32] Haokun Liu, Derek Tam, Mohammed Muqeeth, Jay Mohta, Tenghao Huang, Mohit Bansal, and Colin A Raffel. 2022. Few-shot parameter-efficient fine-tuning is better and cheaper than in-context learning. *Advances in Neural Information Processing Systems* 35 (2022), 1950–1965.
- [33] Jiaxing Liu, Chaofeng Sha, and Xin Peng. 2023. An empirical study of parameter-efficient fine-tuning methods for pre-trained code models. In *2023 38th IEEE/ACM International Conference on Automated Software Engineering (ASE)*. IEEE, 397–408.
- [34] Jiawei Liu, Chunqiu Steven Xia, Yuyao Wang, and Lingming Zhang. 2023. Is your code generated by chatgpt really correct? rigorous evaluation of large language models for code generation. *Advances in Neural Information Processing Systems* 36 (2023), 21558–21572.
- [35] Shuo Liu, Jacky Keung, Zhen Yang, Fang Liu, Qilin Zhou, and Yihan Liao. 2024. Delving into parameter-efficient fine-tuning in code change learning: An empirical study. In *2024 IEEE International Conference on Software Analysis, Evolution and Reengineering (SANER)*. IEEE, 465–476.
- [36] Yue Liu, Thanh Le-Cong, Ratnadira Widyasari, Chakkrit Tantithamthavorn, Li Li, Xuan-Bach D Le, and David Lo. 2024. Refining chatgpt-generated code: Characterizing and mitigating code quality issues. *ACM Transactions on Software Engineering and Methodology* 33, 5 (2024), 1–26.

- [37] Junyi Lu, Lei Yu, Xiaojia Li, Li Yang, and Chun Zuo. 2023. Llama-reviewer: Advancing code review automation with large language models through parameter-efficient fine-tuning. In *2023 IEEE 34th International Symposium on Software Reliability Engineering (ISSRE)*. IEEE, 647–658.
- [38] Shuai Lu, Daya Guo, Shuo Ren, Junjie Huang, Alexey Svyatkovskiy, Ambrosio Blanco, Colin Clement, Dawn Drain, Daxin Jiang, Duyu Tang, et al. 2021. Codexglue: A machine learning benchmark dataset for code understanding and generation. *arXiv preprint arXiv:2102.04664* (2021).
- [39] Antonio Mastropaolo, Matteo Ciniselli, Massimiliano Di Penta, and Gabriele Bavota. 2024. Evaluating code summarization techniques: A new metric and an empirical characterization. In *Proceedings of the IEEE/ACM 46th International Conference on Software Engineering*. 1–13.
- [40] Antonio Mastropaolo, Nathan Cooper, David Nader Palacio, Simone Scalabrino, Denys Poshyvanyk, Rocco Oliveto, and Gabriele Bavota. 2022. Using transfer learning for code-related tasks. *IEEE Transactions on Software Engineering* 49, 4 (2022), 1580–1598.
- [41] Antonio Mastropaolo, Luca Pascarella, Emanuela Guglielmi, Matteo Ciniselli, Simone Scalabrino, Rocco Oliveto, and Gabriele Bavota. 2023. On the robustness of code generation techniques: An empirical study on github copilot. In *2023 IEEE/ACM 45th International Conference on Software Engineering (ICSE)*. IEEE, 2149–2160.
- [42] Antonio Mastropaolo, Simone Scalabrino, Nathan Cooper, David Nader Palacio, Denys Poshyvanyk, Rocco Oliveto, and Gabriele Bavota. 2021. Studying the usage of text-to-text transfer transformer to support code-related tasks. In *2021 IEEE/ACM 43rd International Conference on Software Engineering*. IEEE, 336–347.
- [43] Microsoft .NET Team. 2025. The .NET Compiler Platform (Roslyn). <https://github.com/dotnet/roslyn>. Open-source compiler and analysis platform for C# and Visual Basic. Accessed: 2025-10-12.
- [44] Erik Nijkamp, Bo Pang, Hiroaki Hayashi, Lifu Tu, Huan Wang, Yingbo Zhou, Silvio Savarese, and Caiming Xiong. 2022. Codegen: An open large language model for code with multi-turn program synthesis. *arXiv preprint arXiv:2203.13474* (2022).
- [45] OpenAI. 2025. Introducing GPT-5. <https://openai.com/index/introducing-gpt-5/>. Accessed: 2025-10-12.
- [46] P. D. Team. 2025. PMD - Source Code Analyzer. <https://pmd.github.io>. Static code analysis tool for Java and other languages.
- [47] Kishore Papineni, Salim Roukos, Todd Ward, and Wei-Jing Zhu. 2002. Bleu: a method for automatic evaluation of machine translation. In *Proceedings of the 40th annual meeting of the Association for Computational Linguistics*. 311–318.
- [48] Debalina Ghosh Paul, Hong Zhu, and Ian Bayley. 2024. Benchmarks and metrics for evaluations of code generation: A critical review. In *2024 IEEE International Conference on Artificial Intelligence Testing (AITest)*. IEEE, 87–94.
- [49] Maja Popović. 2015. chrF: character n-gram F-score for automatic MT evaluation. In *Proceedings of the tenth workshop on statistical machine translation*. 392–395.
- [50] Matt Post. 2018. A call for clarity in reporting BLEU scores. *arXiv preprint arXiv:1804.08771* (2018).
- [51] Pylint Team. 2025. Pylint: Code Analysis for Python. <https://www.pylint.org/>. Version 3.3.8, released August 9, 2025. Initial release in 2001. Accessed: 2025-10-12.
- [52] Chengwei Qin, Aston Zhang, Zhuosheng Zhang, Jiao Chen, Michihiro Yasunaga, and Diyi Yang. 2023. Is ChatGPT a general-purpose natural language processing task solver? *arXiv preprint arXiv:2302.06476* (2023).
- [53] Shanghaoran Quan, Jiaxi Yang, Bowen Yu, Bo Zheng, Dayiheng Liu, An Yang, Xuancheng Ren, Bofei Gao, Yibo Miao, Yunlong Feng, et al. 2025. Codeelo: Benchmarking competition-level code generation of llms with human-comparable elo ratings. *arXiv preprint arXiv:2501.01257* (2025).
- [54] Colin Raffel, Noam Shazeer, Adam Roberts, Katherine Lee, Sharan Narang, Michael Matena, Yanqi Zhou, Wei Li, and Peter J Liu. 2020. Exploring the limits of transfer learning with a unified text-to-text transformer. *Journal of machine learning research* 21, 140 (2020), 1–67.
- [55] Shuo Ren, Daya Guo, Shuai Lu, Long Zhou, Shujie Liu, Duyu Tang, Neel Sundaresan, Ming Zhou, Ambrosio Blanco, and Shuai Ma. 2020. Codebleu: a method for automatic evaluation of code synthesis. *arXiv preprint arXiv:2009.10297* (2020).
- [56] Baptiste Roziere, Jonas Gehring, Fabian Gloeckle, Sten Sootla, Itai Gat, Xiaoqing Ellen Tan, Yossi Adi, Jingyu Liu, Romain Sauvestre, Tal Remez, et al. 2023. Code llama: Open foundation models for code. *arXiv preprint arXiv:2308.12950* (2023).
- [57] Iman Saberi, Fatemeh Fard, and Fuxiang Chen. 2024. Utilization of pre-trained language models for adapter-based knowledge transfer in software engineering. *Empirical Software Engineering* 29, 4 (2024), 94.
- [58] Ensheng Shi, Yanlin Wang, Hongyu Zhang, Lun Du, Shi Han, Dongmei Zhang, and Hongbin Sun. 2023. Towards efficient fine-tuning of pre-trained code models: An experimental study and beyond. In *Proceedings of the 32nd ACM SIGSOFT International Symposium on Software Testing and Analysis*. 39–51.
- [59] Jieke Shi, Zhou Yang, and David Lo. 2025. Efficient and Green Large Language Models for Software Engineering: Literature Review, Vision, and the Road Ahead. *ACM Transactions on Software Engineering and Methodology* 34, 5 (2025), 1–22.
- [60] Jiho Shin, Clark Tang, Tahmineh Mohati, Maleknaz Nayeibi, Song Wang, and Hadi Hemmati. 2025. Prompt Engineering or Fine-Tuning: An Empirical Assessment of LLMs for Code. In *2025 IEEE/ACM 22nd International Conference on Mining Software Repositories (MSR)*. IEEE, 490–502.
- [61] Mohammed Latif Siddiq, Lindsay Roney, Jiahao Zhang, and Joanna Cecilia Da Silva Santos. 2024. Quality assessment of chatgpt generated code and their use by developers. In *Proceedings of the 21st international conference on mining software repositories*. 152–156.
- [62] SonarSource. [n. d.]. SonarCloud. <https://docs.sonarsource.com/sonarqube-cloud/>. Accessed: 2025-10-18.
- [63] Chia-Yi Su and Collin McMillan. 2024. Distilled GPT for source code summarization. *Automated Software Engineering* 31, 1 (2024), 22.
- [64] Weisong Sun, Yun Miao, Yuekang Li, Hongyu Zhang, Chunrong Fang, Yi Liu, Gelei Deng, Yang Liu, and Zhenyu Chen. 2024. Source code summarization in the era of large language models. *arXiv preprint arXiv:2407.07959* (2024).
- [65] Florian Tambon, Arghavan Moradi-Dakheel, Amin Nikanjam, Foutse Khomh, Michel C Desmarais, and Giuliano Antoniol. 2025. Bugs in large language models generated code: An empirical study. *Empirical Software Engineering* 30, 3 (2025), 65.
- [66] Gemini Team, Rohan Anil, Sebastian Borgeaud, Jean-Baptiste Alayrac, Jiahui Yu, Radu Soricut, Johan Schalkwyk, Andrew M Dai, Anja Hauth, Katie Millican, et al. 2023. Gemini: a family of highly capable multimodal models. *arXiv preprint arXiv:2312.11805* (2023).
- [67] Lewis Tunstall, Nathan Lambert, Nazneen Rajani, Edward Beeching, Teven Le Scao, Leandro von Werra, Sheon Han, Philipp Schmid, and Alexander Rush. 2023. Creating a Coding Assistant with StarCoder. *Hugging Face Blog* (2023). <https://huggingface.co/blog/starchat-alpha>.
- [68] Antonio Vitale, Antonio Mastropaolo, Rocco Oliveto, Massimiliano Di Penta, and Simone Scalabrino. 2025. Optimizing Datasets for Code Summarization: Is Code-Comment Coherence Enough? *arXiv preprint arXiv:2502.07611* (2025).
- [69] Antonio Vitale, Khai-Nguyen Nguyen, Denys Poshyvanyk, Rocco Oliveto, Simone Scalabrino, and Antonio Mastropaolo. 2025. Toward Explaining Large Language Models in Software Engineering Tasks. *arXiv preprint arXiv:2512.20328* (2025).
- [70] Chaozheng Wang, Yuanhang Yang, Cuiyun Gao, Yun Peng, Hongyu Zhang, and Michael R Lyu. 2022. No more fine-tuning? an experimental evaluation of prompt tuning in code intelligence. In *Proceedings of the 30th ACM joint European software engineering conference and symposium on the foundations of software engineering*. 382–394.
- [71] Chaozheng Wang, Yuanhang Yang, Cuiyun Gao, Yun Peng, Hongyu Zhang, and Michael R Lyu. 2023. Prompt tuning in code intelligence: An experimental evaluation. *IEEE Transactions on Software Engineering* 49, 11 (2023), 4869–4885.

- [72] Deze Wang, Boxing Chen, Shanshan Li, Wei Luo, Shaoliang Peng, Wei Dong, and Xiangke Liao. 2023. One adapter for all programming languages? adapter tuning for code search and summarization. In *2023 IEEE/ACM 45th International Conference on Software Engineering (ICSE)*. IEEE, 5–16.
- [73] Kaixin Wang, Tianlin Li, Xiaoyu Zhang, Chong Wang, Weisong Sun, Yang Liu, and Bin Shi. 2025. Software Development Life Cycle Perspective: A Survey of Benchmarks for Code Large Language Models and Agents. *arXiv preprint arXiv:2505.05283* (2025).
- [74] Yaqing Wang, Sahaj Agarwal, Subhabrata Mukherjee, Xiaodong Liu, Jing Gao, Ahmed Hassan Awadallah, and Jianfeng Gao. 2022. Adamix: Mixture-of-adaptations for parameter-efficient model tuning. *arXiv preprint arXiv:2205.12410* (2022).
- [75] Yanlin Wang, Tianyue Jiang, Mingwei Liu, Jiachi Chen, Mingzhi Mao, Xilin Liu, Yuchi Ma, and Zibin Zheng. 2025. Beyond functional correctness: Investigating coding style inconsistencies in large language models. *Proceedings of the ACM on Software Engineering* 2, FSE (2025), 690–712.
- [76] Yue Wang, Weishi Wang, Shafiq Joty, and Steven CH Hoi. 2021. Codet5: Identifier-aware unified pre-trained encoder-decoder models for code understanding and generation. *arXiv preprint arXiv:2109.00859* (2021).
- [77] Cody Watson, Nathan Cooper, David Nader Palacio, Kevin Moran, and Denys Poshyvanyk. 2022. A systematic literature review on the use of deep learning in software engineering research. *ACM Transactions on Software Engineering and Methodology (TOSEM)* 31, 2 (2022), 1–58.
- [78] Jason Wei, Yi Tay, Rishi Bommasani, Colin Raffel, Barret Zoph, Sebastian Borgeaud, Dani Yogatama, Maarten Bosma, Denny Zhou, Donald Metzler, et al. 2022. Emergent abilities of large language models. *arXiv preprint arXiv:2206.07682* (2022).
- [79] Martin Weyssow, Xin Zhou, Kisub Kim, David Lo, and Houari Sahraoui. 2023. Exploring parameter-efficient fine-tuning techniques for code generation with large language models. *arXiv preprint arXiv:2308.10462* (2023).
- [80] Martin Weyssow, Xin Zhou, Kisub Kim, David Lo, and Houari Sahraoui. 2025. Exploring parameter-efficient fine-tuning techniques for code generation with large language models. *ACM Transactions on Software Engineering and Methodology* 34, 7 (2025), 1–25.
- [81] Frank Wilcoxon. 1945. Individual comparisons by ranking methods. *Biometrics bulletin* 1, 6 (1945), 80–83.
- [82] Frank F Xu, Uri Alon, Graham Neubig, and Vincent Josua Hellendoorn. 2022. A systematic evaluation of large language models of code. In *Proceedings of the 6th ACM SIGPLAN International Symposium on Machine Programming*. 1–10.
- [83] Boyang Yang, Haoye Tian, Jiadong Ren, Hongyu Zhang, Jacques Klein, Tegawendé F Bissyandé, Claire Le Goues, and Shunfu Jin. 2024. Multi-Objective Fine-Tuning for Enhanced Program Repair with LLMs. *arXiv preprint arXiv:2404.12636* (2024).
- [84] Terry Yin. 2019. Lizard: an extensible cyclomatic complexity analyzer. *Astrophysics Source Code Library* (2019), ascl–1906.
- [85] Hao Yu, Bo Shen, Dezhi Ran, Jiaxin Zhang, Qi Zhang, Yuchi Ma, Guangtai Liang, Ying Li, Qianxiang Wang, and Tao Xie. 2024. Codereval: A benchmark of pragmatic code generation with generative pre-trained models. In *Proceedings of the 46th IEEE/ACM International Conference on Software Engineering*. 1–12.
- [86] Chunyan Zhang, Junchao Wang, Qinglei Zhou, Ting Xu, Ke Tang, Hairen Gui, and Fudong Liu. 2022. A survey of automatic source code summarization. *Symmetry* 14, 3 (2022), 471.
- [87] Jian Zhang, Xu Wang, Hongyu Zhang, Hailong Sun, and Xudong Liu. 2020. Retrieval-based neural source code summarization. In *Proceedings of the ACM/IEEE 42nd International Conference on Software Engineering*. 1385–1397.
- [88] Tianyi Zhang, Varsha Kishore, Felix Wu, Kilian Q Weinberger, and Yoav Artzi. 2019. Bertscore: Evaluating text generation with bert. *arXiv preprint arXiv:1904.09675* (2019).
- [89] Qihao Zhu, Daya Guo, Zhihong Shao, Dejian Yang, Peiyi Wang, Runxin Xu, Y Wu, Yukun Li, Huazuo Gao, Shirong Ma, et al. 2024. DeepSeek-Coder-V2: Breaking the Barrier of Closed-Source Models in Code Intelligence. *arXiv preprint arXiv:2406.11931* (2024).
- [90] Terry Yue Zhuo, Minh Chien Vu, Jenny Chim, Han Hu, Wenhao Yu, Ratnadira Widyasari, Imam Nur Bani Yusuf, Haolan Zhan, Junda He, Indraneil Paul, et al. 2024. Bigcodebench: Benchmarking code generation with diverse function calls and complex instructions. *arXiv preprint arXiv:2406.15877* (2024).
- [91] Andrei Zlotchevski, Dawn Drain, Alexey Svyatkovskiy, Colin B Clement, Neel Sundaresan, and Michele Tufano. 2022. Exploring and evaluating personalized models for code generation. In *Proceedings of the 30th ACM joint European software engineering conference and symposium on the foundations of software engineering*. 1500–1508.

A LLM-as-a-Judge Quality Assessment Visualizations

This appendix presents the complete distribution of GPT-5 mini quality scores for code summarization across all experimental configurations. Fig. 5 and Fig. 6 display boxplots for three quality dimensions – Content Adequacy, Conciseness, and Fluency – comparing Human-written summaries against all training configurations.

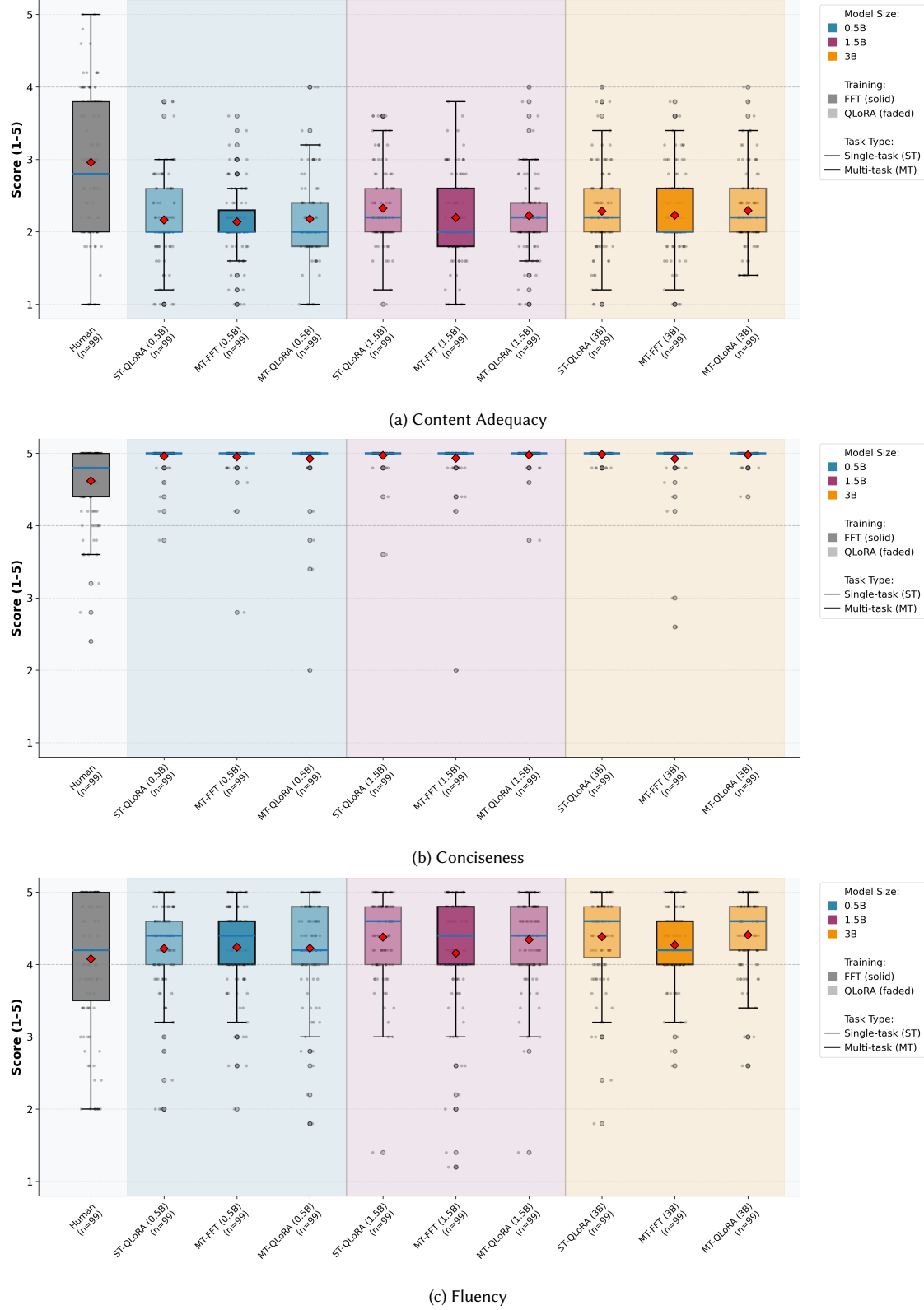
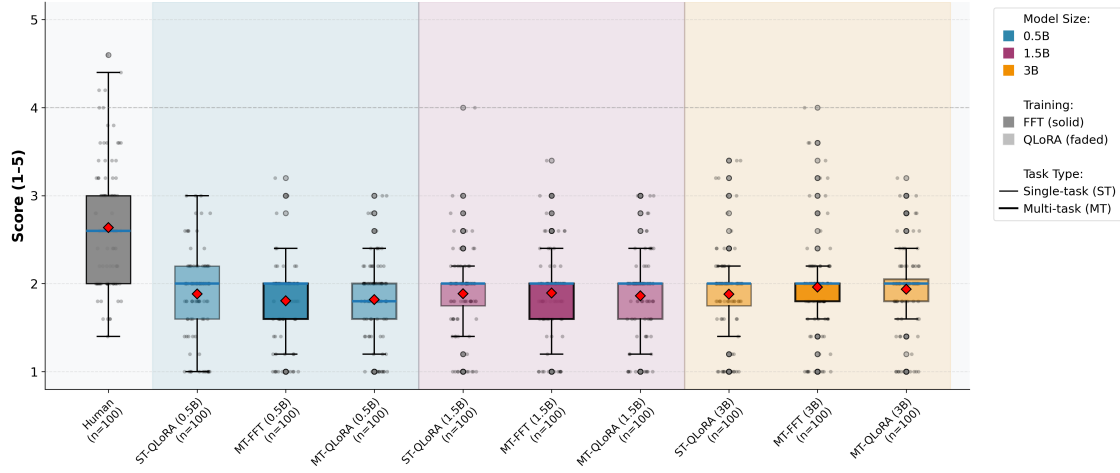
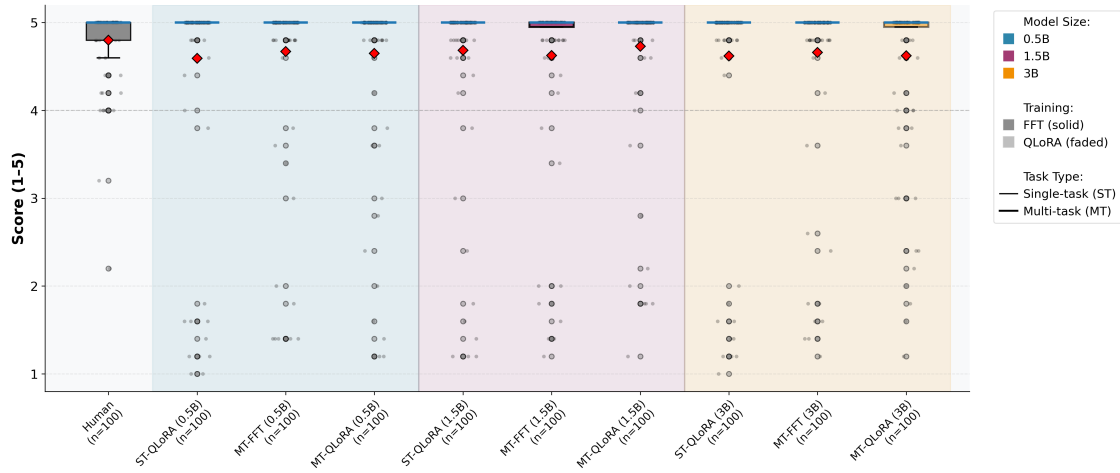


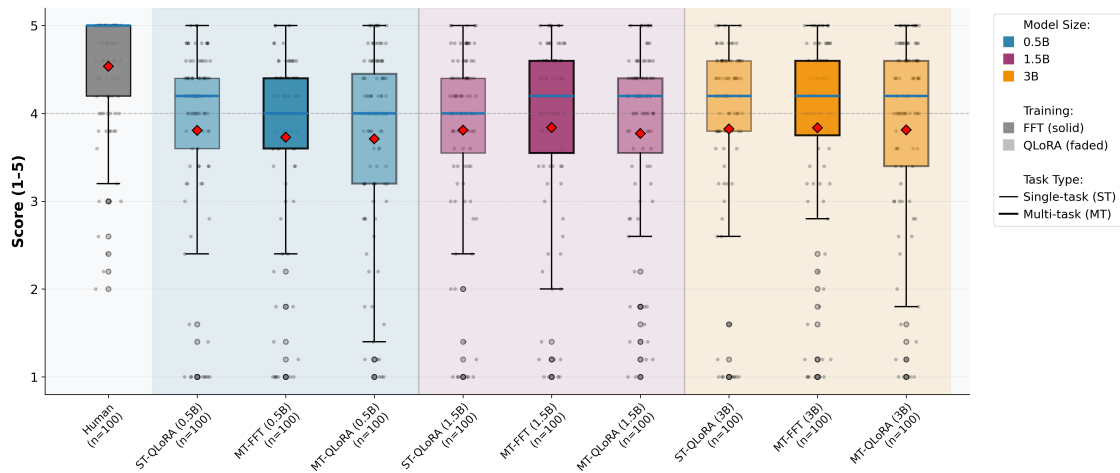
Fig. 5. Boxplots for Java code summarization across three quality dimensions. Distribution compares Human-written summaries against models at three scales (0.5B, 1.5B, 3B) trained with Full Fine-Tuning (FFT, solid) or QLoRA (faded) in SingleTask and MultiTask configurations, including parameter-matched variants and task-pair combinations. Red diamonds indicate mean scores, blue lines indicate medians, background shading distinguishes model sizes.



(a) Content Adequacy



(b) Conciseness



(c) Fluency

Fig. 6. Boxplots for *Python* code summarization across three quality dimensions. Distribution compares Human-written summaries against models at three scales (0.5B, 1.5B, 3B) trained with Full Fine-Tuning (FFT, solid) or QLoRA (faded) in SingleTask and MultiTask configurations, including parameter-matched variants and task-pair combinations. Red diamonds indicate mean scores, blue lines indicate medians, background shading distinguishes model sizes.