

DeLog: An Efficient Log Compression Framework with Pattern Signature Synthesis

Siyu Yu[†] Yifan Wu[†] Junjielong Xu[‡] Ying Fu[§] Ning Wang[¶]
 Maoyin Liu[¶] Pancheng Jiang[¶] Xiang Zhang[¶] Tong Jia[†] Pinjia He[‡] Ying Li^{†*}

[†]*Peking University*

[‡]*The Chinese University of Hong Kong, Shenzhen*

[§]*Southwest Jiaotong University*

[¶]*ByteDance*

Abstract

Parser-based log compression, which separates static templates from dynamic variables, is a promising approach to exploit the unique structure of log data. However, its performance on complex production logs is often unsatisfactory. This performance gap coincides with a known degradation in the accuracy of its core log parsing component on such data, motivating our investigation into a foundational yet unverified question: does higher parsing accuracy necessarily lead to better compression ratio?

To answer this, we conduct the first empirical study quantifying this relationship and find that a higher parsing accuracy does not guarantee a better compression ratio. Instead, our findings reveal that compression ratio is dictated by achieving effective pattern-based grouping and encoding, i.e., the partitioning of tokens into low entropy, highly compressible groups.

Guided by this insight, we design DeLog, a novel log compressor that implements a Pattern Signature Synthesis mechanism to achieve efficient pattern-based grouping. On 16 public and 10 production datasets, DeLog achieves state-of-the-art compression ratio and speed.

1 Introduction

Logs record detailed information about various aspects of system states [13, 44], making them a critical data source for various tasks, such as detecting anomalies [51], identifying root causes [30], diagnosing failures [50]. Most of these tasks need to learn knowledge from historical logs rather than generated real-time logs. For instance, training anomaly detection models typically involves analyzing historical logs to learn patterns of known system anomalies. These logs, often termed "offline logs" by researchers [39], are infrequently accessed

for searching. As a result, the main objective for their storage management is to achieve the highest possible compression ratio with acceptable performance for compression and decompression. This necessity has led many companies to adopt policies mandating long-term log retention. For instance, AliCloud enforces a policy requiring logs to be retained for up to 180 days [40]. At ByteDance, log retention periods vary across scenarios.

Storing massive volumes of logs for extended periods incurs high storage costs. Volcano Engine, our collaborator and the cloud platform service provider under ByteDance, generates hundreds of petabytes of logs per day. Although storage costs have shown a declining trend over time, the rapid increase in log data continues to create considerable overhead for service providers [37]. A straightforward approach to reduce storage overhead is compressing log files using general-purpose compressors such as lzma [4], gzip [3], and brotli [1]. However, these general-purpose compressors operate on raw byte streams and are oblivious to the intrinsic structure of logs. As illustrated in Figure 1, a log message is composed of a static, repetitive template and a set of dynamic variables. The primary source of redundancy lies in the vast repetition of these identical templates across countless log entries. Because general-purpose compressors cannot distinguish between these two components, they fail to effectively exploit this template-based redundancy [5, 28].

To exploit this structural redundancy, researchers introduced **parser-based compressors** [25, 34, 39, 40]. This approach leverages log parsing [13, 52] to deconstruct each raw message into two distinct components: a static, repetitive template and a set of dynamic variables. By isolating the highly redundant templates, these methods can compress them far more effectively than general-purpose algorithms, promising substantial performance gains.

However, the effectiveness of these parser-based compressors degrades largely on modern production logs, which are characterized by longer entries, a higher density of variables, and mixed data formats. For instance, while a state-of-the-art compressor like LogReducer achieves a $1.3\times$ to $5.3\times$

*Corresponding author: li.ying@pku.edu.cn. This paper uses the Loghub 1.0 and Loghub 2.0 datasets. We obtained consent from the dataset authors and strictly comply with their non-commercial licenses. This work is for research purposes only and has not been used in any ByteDance product or commercial deployment.

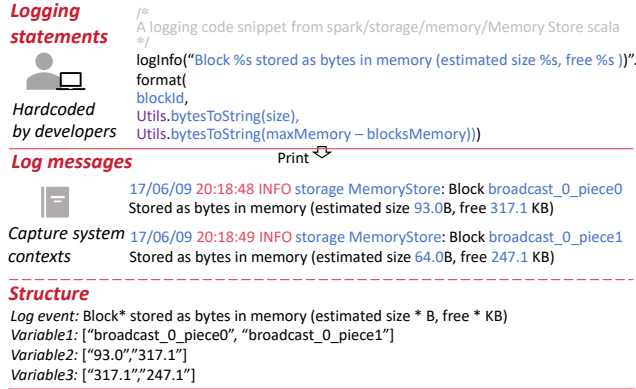


Figure 1: Log Structure: High redundancy stems from the repetition of static templates, while dynamic variables introduce variability.

compression ratio improvement over LZMA on public benchmarks, this advantage shrinks to a mere $1.1\times$ on our production data from Volcano Engine. In diagnosing this dramatic performance gap, we noted that recent studies have consistently reported a sharp degradation in the accuracy of their core component, log parsing, when applied to such complex logs [42, 49]. Intuitively, a drop in parsing accuracy suggests that template redundancy is not being removed as effectively, which could in turn harm the final compression ratio. While this link seems plausible, it has never been systematically verified. This led us to ask a foundational, yet unverified, question: does higher parsing accuracy necessarily lead to a better compression ratio?

To answer this definitively, we first conducted a comprehensive empirical study (Section 3). Our analysis reveals a counter-intuitive result: a higher log parsing accuracy does not necessarily translate to a better log compression ratio. Instead, we discovered that the key to high compression lies not in the pursuit of perfect parsing, but in achieving optimal pattern-based grouping and encoding, the partitioning of tokens into low-entropy, highly compressible streams and encoding them in the appropriate way. We found that such streams are formed when their constituent tokens share common compressible properties, such as value locality (e.g., being drawn from a small, repetitive set of values) or structural predictability (e.g., following a mathematical relationship like monotonic increase). The central challenge, therefore, shifts away from parsing accuracy and towards a new goal: designing an algorithm that can reliably identify these compressible properties for each token.

DeLog is engineered precisely to meet this challenge. It employs a novel, single-pass mechanism to identify a token’s compressible properties by synthesizing information from two key sources: its intrinsic structure and external contexts (Section 4.1). Based on this synthesis, DeLog classifies each token and generates a pattern signature (Section 4.2). All

tokens sharing the same signature are then streamed into the same homogeneous group for tailored encoding. Furthermore, to prioritize user experience, we designed DeLog-L, a variant engineered for maximum decompression speed. By forgoing time-consuming steps like regular expression matching for IP and timestamps during compression, it exchanges a marginal sacrifice in compression ratio for an over 200% increase in decompression throughput.

Our extensive evaluation on 16 public and 10 production datasets validates our approach. On the 16 public benchmarks, DeLog establishes a new state-of-the-art, achieving a compression ratio $1.09\times$ to $1.45\times$ higher than baselines, while simultaneously delivering a compression speed that is $1.87\times$ to $21.52\times$ faster. The effectiveness of this design is confirmed on the 10 real-world production logs from ByteDance¹, where DeLog improves the compression ratio by $1.13\times$ - $1.38\times$ over baselines while maintaining $1.72\times$ - $28.84\times$ faster compression speed. Furthermore, its lightweight variant, DeLog-L, achieves a comparable compression ratio and speed while delivering a decompression speed that is $1.19\times$ - $292.47\times$ faster than baselines, dramatically reducing user wait time for data access.

The main contributions of this paper are as follows:

- We conduct the first in-depth empirical study on the correlation between log parsing accuracy and compression ratio. Our study reveals a misalignment: higher parsing accuracy does not reliably lead to better compression. We demonstrate that the true driver of compression is optimal pattern-based grouping and encoding, which can outweigh the goal of formal parsing accuracy.
- Based on this core insight, we design and implement DeLog, a novel log compression framework. DeLog forgoes traditional, heavyweight parsing in favor of a lightweight, single-pass mechanism that directly partitions log data into homogeneous, pattern-based groups.
- We perform an extensive evaluation of DeLog on 16 public and 10 production datasets (more than 100m log lines/100 GB). Our results show that DeLog significantly outperforms state-of-the-art compressors in compression ratio, compression speed, and decompression speed. We also present DeLog-L, a variant that achieves decompression throughput comparable to general-purpose compressors.
- We have open-sourced our implementation of DeLog/DeLog-L and the evaluation framework to benefit both researchers and practitioners in the field of log compression [2].

¹For privacy reasons, all production logs reported in this paper are anonymized and denoted as ‘Log’ with a capital letter.

2 Background and Motivation

2.1 The Evolving Complexity of Production Logs

The nature of log data has evolved, challenging traditional log parsing and compression techniques built upon outdated benchmarks. Widely-used datasets like *LogPAI*² [14] no longer reflect the complexity of logs from modern cloud systems, which now contain more complex templates, mixed formats like multi-line stack traces, and feature a template vocabulary orders of magnitude larger than found in benchmarks [20, 49]. As shown in Table 1, an average production log entry can be an order of magnitude longer than one from a public dataset. This dramatic increase in length inevitably introduces a higher number of variables and more intricate structural patterns within a single log line. Furthermore, our production logs frequently contain bursts of consecutive variables, a phenomenon rarely seen in the sparse patterns of older datasets. This new reality directly invalidates a core assumption that underpins many state-of-the-art methods: that logs belonging to the same template have the same length. This flawed assumption degrades the effectiveness of length-based grouping heuristics used in popular log parsers like Drain, AEL, and Brain, as well as compressors such as LogZip, LogReducer, and LogShrink.

Table 1: Comparison of Log Entry Length. The table contrasts two randomly selected public benchmarks from LogPAI with 1 m lines from two service components on ByteDance’s Volcano Engine.

Log Source	Example Datasets	Avg. Chars / Entry
LogPAI Benchmarks (Public)	Apache	98.07
	HDFS	139.00
	Linux	90.89
	Spark	86.48
Our Production Logs (Collected)	LogA	2291.01
	LogB	1718.11
	LogC	1418.86
	LogD	1261.74

2.2 Log Compressor

The general steps of parser-based log compression are illustrated in Figure 2. Logs are first processed by a log parser, followed by the application of various encoding techniques. **Delta Encoding** is widely used to encode numerical content like timestamps, which involves calculating the difference between the current and previous elements for compression. **Elastic Encoding** is used to compress pure numbers. It uses the most significant bit (MSB) of each byte as a stop bit to achieve flexible encoding of numbers. Upon encountering

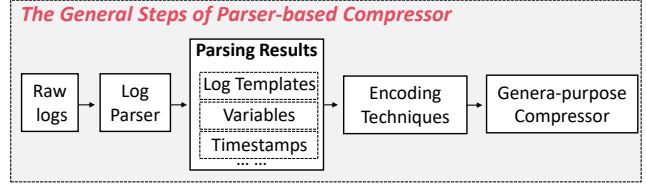


Figure 2: The General Steps of Parser-based Log Compressor.

a byte with an MSB of "1", the reading of the current number stops, and the subsequent byte immediately becomes part of the next number, eliminating the need to read four bytes for each number. For instance, the standard integer encoding of "12" is "00000000, 00000000, 00000000, 00001100," whereas the elastic encoding yields "10001100." **Dictionary Encoding** is a technique to compress highly repetitive content. Specifically, a mapping file is used to store the mapping between elements and their corresponding IDs, the sequences of elements are encoded into ID sequences.

Different parser-based log compressors are mainly distinguished by the encoding techniques they apply to the parsing results. LogZip [28], the first compressor to integrate a log parser, employs Drain for log parsing and compresses log templates and variables by dictionary encoding. LogReducer [40] introduces elastic encoding. It also explores potential arithmetic relationships between different types of variables. Building on these advancements, LogShrink [25] further refines the granularity of identifying variables. In addition to parsing-based approaches, there are log compressors that operate without log parsing. However, their compression performance is generally lower [40]. A recent non-parser-based log compressor is Denum [47], a compressor designed for a specific scenario where logs are predominantly numerical. Denum works by using regular expressions to extract all numerical values and then applies delta encoding to them.

2.3 The Limitations of Existing Log Compressors on Production Logs

Existing log compression benchmarks, such as *LogPAI*, are based on decade-old datasets. Many studies argue that these logs are too simplistic to evaluate how modern parsers and compressors will perform on today’s complex production logs. [20, 42, 49] When applying state-of-the-art log compressors to production logs from ByteDance, we found their performance to be inadequate as shown in Figure 3. We identify five key limitations:

Poor Compression Ratios. The compression ratios of existing log compressors drop significantly on production logs compared to public benchmarks. For instance, while LogReducer reportedly achieves a compression ratio $1.30\times$ - $5.30\times$ that of LZMA on public benchmarks, its improvement over LZMA drops to less than 10% on production logs. Since De-

²<https://logpai.com>

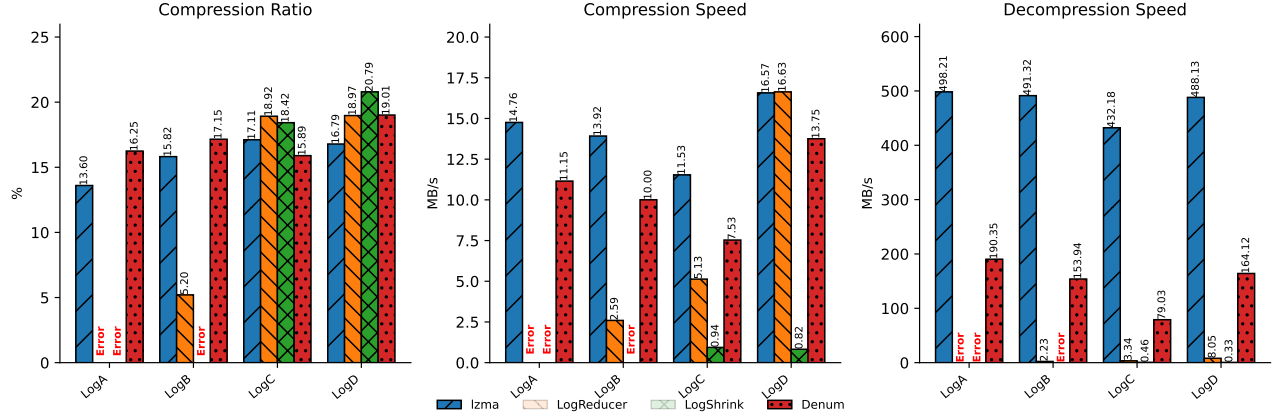


Figure 3: Performance of Existing Log Compressors on Production Logs: the four log datasets (A-D) are from ByteDance’s Volcano Engine, each containing over 1m lines. **ERROR** indicates a catastrophic failure (e.g., a segmentation fault) that prevented lossless compression. All compressors run with 4 threads and the highest compression level on 100k-line blocks.

num extracts all numbers and then applies delta compression on them, it generates substantial index overhead when processing logs with numerous complex and irregular numeric tokens. This can even degrade the compression ratio than general-purpose compressors. For instance, on the Log_C dataset, Denum with an LZMA kernel yields a lower compression ratio than standalone LZMA.

Prohibitive Compression/Decompression Latency. The compression/decompression speed of these log compressors is unacceptably slow. For example, LogShrink’s compression throughput is merely around 1 MB/s, and decompression throughput is around 0.5 MB/S, meaning an SRE (Site Reliability Engineering) would wait approximately an unacceptable 35 minutes to access a 1 GB log file. While both LogReducer and Denum offer acceptable compression speed, LogReducer’s performance is highly asymmetric. Its decompression speed is a major bottleneck, measuring at only 1/50th that of LZMA and 1/20th that of Denum.

Lack of Robustness and High Compression Overhead. In a bid to optimize performance, existing log compressors like LogReducer and LogShrink employ a static memory pre-allocation strategy. This design choice necessitates a multitude of hard-coded limits. However, the implementations of these two compressors handle boundary overflows inadequately. Consequently, when processing complex production logs, which frequently exceed these predefined thresholds, we consistently encountered `Segmentation Fault` errors (due to out-of-bounds array access). Even after attempting to manually patch these limits to prevent crashes, the tool remained inherently fragile, struggling to correctly compress and decompress certain datasets. Moreover, this pre-allocation strategy introduces a more fundamental issue: exorbitant memory consumption. LogReducer, for instance, exemplifies this problem in its default configuration, compressing a batch of production log required an unsustainable 22 GB of RAM.

This resource-intensive behavior fundamentally challenges its practicality and reliability in modern, complex logging environments.

Violation of Lossless Compression. A critical flaw arises when compressors treat numerical strings as mathematical values rather than literal text. To enable optimizations like delta encoding, these tools parse a string like `09` into its integer equivalent, `9`. While this allows for arithmetic operations (e.g., calculating differences between consecutive values), it inherently discards formatting information such as leading zeros. This process fundamentally violates the principle of lossless compression and can break downstream systems that rely on fixed-width or zero-padded formats. For instance, a timestamp-parsing regex like `\d{2} \d{2}:\d{2}:\d{2}` would correctly match the original string `09 12:23:43` but fail on the decompressed output `9 12:23:43`.

2.4 Opportunities

Existing log compressors present a clear trade-off. Specialized tools like Denum, designed for simple, digit-heavy logs, lack the generality to handle complex production data. While parser-based compressors offer greater generalizability, their performance also degrades substantially on production logs, remaining unsatisfactory.

In diagnosing this performance gap, our attention turned to their log parsing components. Recent studies have consistently reported that the accuracy of log parsers degrades sharply, for instance, Drain’s accuracy plummets from 0.867 on benchmarks to just 0.692 on production logs containing mixed formats [42]. Similarly, F1-scores can drop from 0.75 on traditional datasets to as low as 0.55 on more diverse modern benchmarks like LogHub 2.0 [20]. This raises a critical question: can a more advanced parser, specifically designed for complex logs, unlock superior compression performance?

Despite the intuitive link between parsing and compression, our literature review revealed a critical gap: no prior work has systematically quantified the relationship between log parsing accuracy and compression performance. To address this, we first conduct a comprehensive empirical study to establish this link.

3 An Empirical Study on the Correlation between Parsing Accuracy and Compression Ratio

To identify the most promising direction for advancing log compression, we conducted a comprehensive empirical study designed to answer two questions. The full details of this empirical study, including methodology, experimental setup, detailed experimental results, and analysis, are available in the **Supplemental Material**.

- Does a higher parsing accuracy guarantee a higher compression ratio?
- If not parsing accuracy, what properties of a processed log make it highly compressible?

3.1 Methodology and Key Results

To answer Q1, we first gathered parsing results from six representative log parsers across 12 diverse datasets from LogHub 2.0³ (over 15m lines). For each combination of parser and dataset, we measured six standard parsing accuracy metrics (i.e., PA, GA, FGA, PTA, RTA, FTA) [21] and the resulting compression ratio (CR). Grouping Accuracy (GA) evaluates if logs from the same template are grouped together. Parsing Accuracy (PA) measures if each token in a log is correctly labeled as constant or variable. Template Accuracy (TA) and its variants (PTA, RTA, FTA) assess whether templates are correctly identified and all their corresponding logs are correctly assigned. We then computed the Spearman correlation between each accuracy metric and the final compression ratio. To establish an upper bound, we also included results from a perfect parser using the ground truth.

The aggregated results, summarized in Figure 11, definitively show a weak correlation between parsing accuracy and compression. Across all datasets, the correlation is consistently low. The highest correlation coefficient observed, for Parsing Accuracy (PA), is a mere 0.280, far below the 0.7 threshold typically considered indicative of a strong relationship [11, 22]. This result demonstrates that simply improving a parser’s formal accuracy is not a reliable path to better compression.

³<https://github.com/logpai/loghub-2.0>

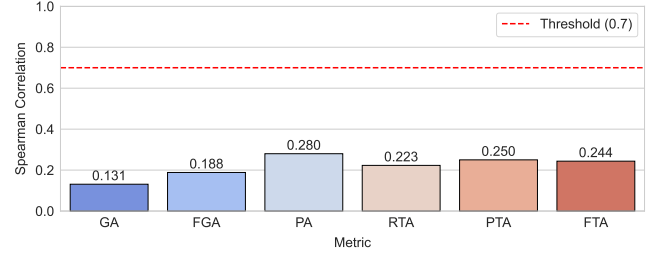


Figure 4: Spearman Correlation Between Log Parsing Accuracy Metrics and CR (Aggregated Across 12 Datasets from Loghub 2.0).

Answer to Q1: Higher parsing accuracy does not reliably lead to a better compression ratio.

The weak correlation found in Q1 compels us to answer Q2. Our detailed analysis reveals that the true driver of high compression is not parsing accuracy itself, but the creation of homogeneous, pattern-based streams of data.

Log parsing, typically comprising two main stages, i.e., formatting and content template extraction, can be viewed as a multi-stage application of this principle. The first stage, formatting, separates structured header fields like timestamps from the unstructured message content. This initial step is a coarse but powerful form of pattern-based grouping because it naturally creates streams with strong compressible properties. For example, the stream of timestamps exhibits high structural predictability, as values typically increase with a small, stable delta. Similarly, the stream of log levels (e.g., INFO, ERROR, FATAL) exhibits high value locality, as it is drawn from a very small and highly repetitive set of strings. Our experimental results confirm that this simple partitioning alone contributes the majority of the compression gains across most benchmarks.

The subsequent step, content template extraction, is a more refined application of grouping. Its effectiveness hinges on its ability to isolate streams with strong compressible properties. This is evident on the Apache dataset, where the `Child ID` variable forms a stable arithmetic sequence with a delta of 1. A parser that correctly extracts these IDs creates a stream with high structural predictability, achieving a remarkable 35% CR improvement over simple formatting because the stream is perfectly suited for delta encoding. In contrast, a parser like LogCluster [31], which fails to isolate this predictable stream, sees its CR improve by only 5%.

This principle is most powerfully illustrated when a formally "incorrect" parse creates groups with superior compressible properties. On the Proxifier dataset, the ground truth parser correctly groups all domain names into a single stream, which has low value locality due to the mix of internal and external domains. In contrast, the parser IPLoM "incorrectly" splits them into two more refined groups: one for LAN do-

mains and one for remote domains. This was superior for compression because each of these new streams exhibits much higher value locality, LAN domains are more likely to repeat among themselves, as are remote domains. Consequently, each stream is far more compressible via dictionary encoding than the single, mixed stream from the ground truth. This leads to our most critical insight: the ultimate goal is to achieve pattern-based grouping, even if it means sacrificing formal parsing accuracy.

Answer to Q2: The key property for high compression is pattern homogeneity in the resulting data streams. We find that the compression gains from log parsing are not a direct result of its accuracy, but rather because parsing itself implicitly performs a degree of pattern-based grouping.

3.2 From Findings to Design: Motivating DeLog

Our empirical findings dictate a new design principle: to maximize log compression, a pre-processor must prioritize creating pattern-homogeneous groups over achieving formal parsing accuracy. This raises the central design question: how can such patterns/compressible properties be identified effectively? Our analysis on a huge amount of logs reveals that a robust pattern identification mechanism cannot rely on a single source of information. Instead, it must synthesize information from distinct sources:

- **Intrinsic Structure:** The pattern is self-evident from the token’s intrinsic structure. A token like `19:23:23,456` is immediately recognizable as a timestamp due to its combination of digits and specific special characters (`:`, `,`). A stream of such timestamps, for instance, exhibit strong structural predictability and will typically increase with a small and relatively stable delta. By grouping these tokens based on their shared intrinsic structure, we create a stream of underlying numeric values that is highly amenable to compression techniques like delta encoding.
- **External Context:** The pattern is defined by surrounding keywords, especially when the token itself is semantically ambiguous. This principle stems from the fact that logs are fundamentally designed for human interpretation. When instrumenting code, developers intentionally add semantically rich keywords (e.g., `Temperature=`, `UserID=`) to provide context for variables that lack distinct intrinsic structure. For instance, the number `78` is generic on its own, but the preceding keyword `Temperature=` immediately and reliably clarifies its pattern as a temperature reading. This context-based grouping is powerful because it creates a data stream

with excellent compressible properties. A stream of machine room temperatures, for example, typically stabilizes within a narrow range (e.g., 10-20°C), creating a group with high **value locality** that is highly amenable to dictionary or elastic encoding.

- **Combined Structure and Context:** The pattern requires synthesizing both intrinsic and external cues. In the logs from IP `23.4.1.102` and from IP `2001:db8::...`, the external context (from IP) is identical. Only by also analyzing the token’s intrinsic structure can we disambiguate between an IPv4 and an IPv6 address pattern, thus creating two separate, highly homogeneous groups with low value locality.

Considering multi-faceted features as mentioned above to achieve pattern-based grouping form the core design philosophy of our proposed system, DeLog. The subsequent section details the design of DeLog.

4 Our Approach

Inspired by these key findings, we have built DeLog, a novel log compression framework with about 3,000 lines of C/C++ code. Our approach introduces a stateful, single-pass word signature synthesis engine that constructs pattern-homogeneous groups. Figure 5 illustrates the overview of DeLog, which comprises four main modules: 1. **Dynamic Feature Pool Construction.** DeLog performs tagging in a single pass over the log data. As it scans the log character-by-character, it captures both intrinsic structure and external context, storing them in a lightweight Feature Pool. As soon as a complete token is identified by the single-pass scanner, its corresponding Feature Pool is finalized. 2. **Pattern Signature Synthesis.** The feature pool is then immediately passed to the classification module, which performs two functions. First, it classifies the token into a predefined category (e.g., keyword). Second, based on this category, it adaptively selects the most relevant features from the pool to generate a structured signature. All tokens that are ultimately assigned the same signature are partitioned into the same group. These groups are then compressed using different encoding techniques tailored to their respective categories. 3. **Final-stage Compression.** Finally, all processed files, including the encoded token groups and the compressed templates, are bundled into a single archive. This archive is then compressed by a general-purpose algorithm (e.g., Gzip, LZMA) to generate the final compressed file. 4. **Decompression process of DeLog,** a reverse process of compression.

4.1 Dynamic Feature Pool Construction

Algorithm 1 details the dynamic construction of our feature pool. DeLog performs a single-pass scan over the raw log line,

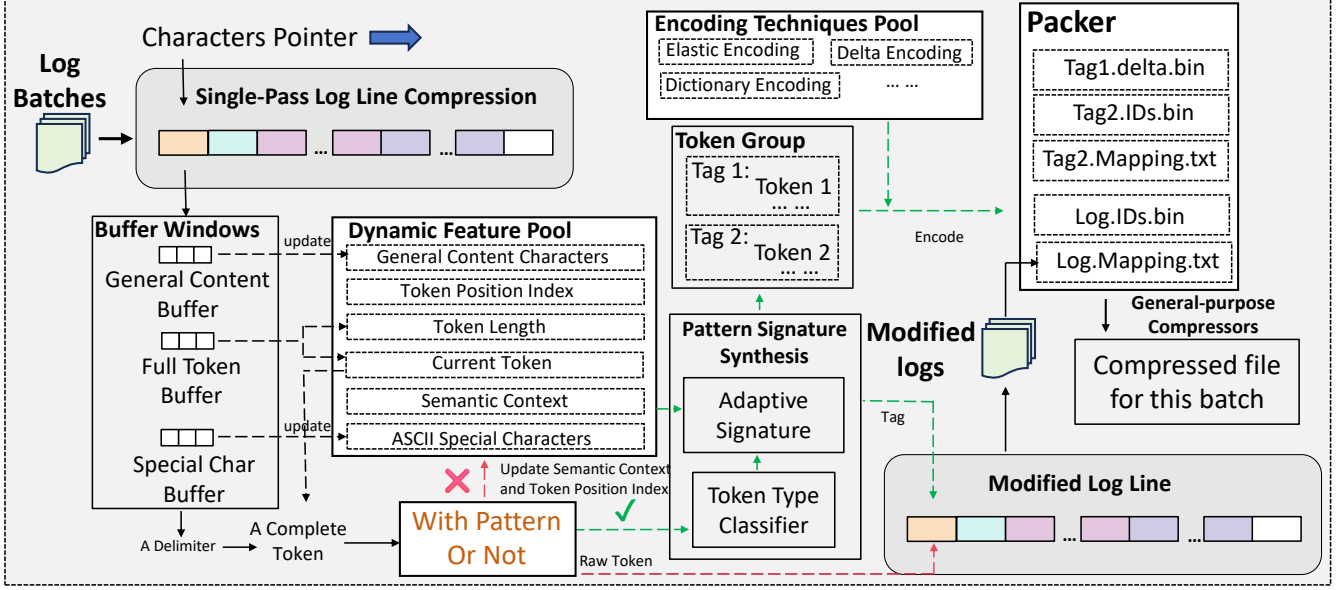


Figure 5: The Overview of *DeLog*.

Table 2: Structure of the Dynamic Feature Pool.

Feature	Details
current_token	Type: String, Source: Intrinsic Structure. The original, unmodified token string.
token_length	Type: Integer, Source: Intrinsic Structure. The character length of the token.
ascii_special	Type: String, Source: Intrinsic Structure. A concatenation of all ASCII special characters within the token.
general_content	Type: String, Source: Intrinsic Structure. All non-ASCII-special characters, including letters, digits, and multi-byte characters.
semantic_context	Type: String, Source: External Context. The most recently observed keyword token.
token_index	Type: Integer, Source: External Context. The positional index of a token within a sequence of non-keywords.

character by character, to build a comprehensive feature pool for each potential token. This efficient approach eliminates any need for secondary processing passes. The resulting Feature Pool, formally defined in Table 2, aggregates two distinct classes of features, that is, *intrinsic structure* and *external context* (Section 3.2), which are then used for pattern signature synthesis.

The *intrinsic structures*, derived from the token’s content, are collected on the fly using concurrent buffers. As the algorithm scans a token’s characters (Line 8), it simultaneously populates multiple buffers: a `full_token` buffer for the complete, unmodified string; a `general_content` buffer containing all non-ASCII-special characters (including letters, digits, and multi-byte characters like Chinese); and an `ascii_special` buffer that isolates all special characters (Lines 10–13). This provides a multi-faceted view of the token’s intrinsic structure. Once the token is fully identified, the contents of these buffers are used to populate the intrinsic portion of the feature pool, enabling a comprehensive analysis without secondary processing.

The *external contexts* capture the token’s semantic context, which *DeLog* intelligently updates after each token is processed. If the token is classified as a static keyword, its value becomes the new context for all subsequent tokens, and a positional variable index is reset (Lines 23-25). If the token is a variable, the context remains unchanged, and only the index is incremented (Line 22). This stateful propagation is crucial. For instance, in a log like `node 0123 0124 0125 joined`, the context remains stably set to `node` for all three numbers, preventing a "signature explosion" where the context for `0124` would incorrectly become `0123`.

Finally, once a token is fully identified, all collected fea-

Algorithm 1 Dynamic Feature Pool Construction

```

1: procedure PROCESSLINE(logLine)
2:   ModifiedLog, context  $\leftarrow$  empty string
3:   tokenIndex, ptr  $\leftarrow$  0
4:   while ptr < length(logLine) do
5:     APPENDDELIMITERS(logLine, ptr,
ModifiedLog)
6:     if ptr < length(logLine) then
7:       Initialize buffers:
token, content, special, len  $\leftarrow$  "", "", "", 0
8:       while ptr < length(logLine) &
¬IsDelimiter(logLine[ptr]) do
9:         c  $\leftarrow$  logLine[ptr]
10:        Append c to token; len  $\leftarrow$  len + 1
11:        if IsAsciiSpecial(c) then
12:          Append c to special
13:        else
14:          Append c to content
15:        ptr  $\leftarrow$  ptr + 1
16:        pool  $\leftarrow$  new FeaturePool()
17:        pool.fields  $\leftarrow$ 
{token, len, content, special, context, tokenIndex}
18:        (containPattern, replacement)  $\leftarrow$ 
SIGNATURE(pool)
19:        Append replacement to ModifiedLogs
20:        if containPattern then
21:          tokenIndex  $\leftarrow$  tokenIndex + 1
22:        else
23:          context  $\leftarrow$  token
24:          tokenIndex  $\leftarrow$  0
25:   return ModifiedLogs

```

tures are synthesized to populate a new `FeaturePool` instance (Line 16-17). This complete feature set is then passed to the next module for pattern signature (Line 18).

4.2 Pattern Signature Synthesis.

Unlike traditional log parsers that perform a simple binary classification into "template" and "variable," DeLog employs a more sophisticated approach to create pattern-based groups. First, upon identifying a token, it performs a preliminary pattern check. If the token is a simple Keyword (containing only natural language text), it is considered to have no pattern/compressible properties. These tokens form the static backbone of the modified log and are kept in their original form without generating a pattern signature. All other tokens are deemed to have a pattern/compressible properties and proceed to the further pattern signature synthesis stage. In this stage, DeLog classifies the token into a more specific pattern category, such as Short Pure Numeric or Complex Numeric, and then adaptively selects relevant features from

Table 3: Pattern Signature Synthesis Rules.

Token Pattern	Details
Keyword (No pattern)	Condition: Contains no digits and no ASCII special characters. Example: node, Starting, Error Signature: (Original token is kept)
Short Pure Numeric	Condition: Purely numeric and length ≤ 2 . Example: 9, 01 Signature: <LEN=length>
Long Pure Numeric	Condition: Purely numeric and length > 2 . Example: 12345, 20240101 Signature: <IDX=idx CTX=ctx LEN=length>
Complex Numeric	Condition: Contains digits and special characters (no letters). Example: 1.2.3, 12-34 Signature: <CTX=ctx STR=pat>
Alphanumeric	Condition: Contains letters along with digits and/or special characters. Example: node_1, dev-abc Signature: <CTX=ctx STR=_chars>

Note: ctx is the last keyword token; idx is the positional index; pat is a regex-like pattern (e.g., $\backslash d\{3\}.\backslash d\{1}.\backslash d\{1}.\backslash d\{1}$); and _chars represents '_' prepended to special characters (e.g., _-).

the Dynamic Feature Pool to synthesize a structured, descriptive signature. The specific rules for this multi-tiered classification and the corresponding signature generated for each pattern are detailed in Table 3.

The design of our classification rules is guided by our goal of creating groups that exhibit homogeneous pattern and compressible properties, i.e., either strong structural predictability or high value locality. To exploit structural predictability, we were inspired by tools like Denum that reduce the magnitude of numeric values. We created the Long Pure Numeric category specifically to isolate streams of sequential data, such as timestamps, which are ideal candidates for delta encoding. This strategy is not applied to Short Pure Numeric tokens, as their small integer values do not benefit from this type of arithmetic reduction. To enhance value locality, we employ two primary features. The most powerful is the semantic context (CTX), which is applied to all categories except Short Pure Numeric. Context is crucial for disambiguating tokens that may be structurally similar but semantically distinct (e.g., separating `source_ip` from `dest_ip`). We exempt Short Pure Numeric tokens because they are drawn from a very small set of values and thus inherently possess high value locality on their own. As a powerful secondary heuristic, we also incorporate special characters (STR) into the pattern signature generation for any token that contains them. These characters often signal a token's type with high confidence, providing

a strong basis for grouping and reinforcing the distinctions made by the semantic context. The specific rules for this classification, which synthesize these features to generate a final pattern signature for each pattern, are detailed in Table 3.

To eliminate repetitive complex pattern signatures, the full descriptive signature generated for a token is not directly inserted. Instead, it serves as a key in a global pattern signature manager, which maps it to a single, compact identifier (e.g., <T01>). This transforms the original log line into a highly regular modified log (e.g., ‘... source_ip= <T05> dest_ip= <T06>’), while the original token values are partitioned into their respective pattern-homogeneous groups.

4.3 Encoding and Final-stage Compression

In the final stage, the values within these partitioned groups are efficiently encoded. Our system applies a tailored strategy for each group based on its pattern. For instance, the ‘Long Pure Numeric’ group is compressed using a combination of delta and elastic encoding, while other groups like ‘Alphanumeric’ primarily use dictionary encoding. This hybrid approach ensures each data type is compressed with the method best suited to its characteristics, maximizing the overall compression ratio.

Token groups sharing the same encoding method are merged into a single large file. For instance, for all dictionary-encoded token groups, it concatenates the keys into one block and the values into another. An index file is created to record the offset and length of each original data block within the merged file. This approach is critical for performance. In complex log systems with potentially tens of thousands of variable types, managing numerous small files would cause excessive I/O and severely degrade both compression and decompression speed. Finally, all consolidated data and index files are bundled into a single archive. This archive is then compressed using a pluggable general-purpose compressor, such as LZMA, gzip, or bzip2.

DeLog-L. To achieve optimal decompression speed, the DeLog-L variant omits all regular expression matching for common variables like IP and Timestamps. This omission constitutes the sole architectural difference between DeLog-L and the standard DeLog. The rationale is that regex matching is inherently CPU-intensive. Its complex, stateful logic operates character-by-character, leading to frequent branch mispredictions and pipeline stalls that cripple modern processors’ performance. By replacing regex with direct, fixed-offset parsing, DeLog-L eliminates this bottleneck, significantly reducing the number of CPU cycles required per decompressed byte.

4.4 Decompression Process of DeLog

DeLog’s decompression is a lossless process that precisely reverses the compression steps, operating in parallel on data

chunks. Initially, the compressed archive for each chunk is unpacked to access its core components: the sequence of modified logs, the pattern signature mappings, and the streams of encoded values. The decompressor then reconstructs each original log line by processing the modified logs, applying the appropriate decoding routine (e.g., delta-decoding for numeric sequences, or dictionary lookup) for each pattern signature placeholder to retrieve its value. A critical step is the lossless reconstruction of the original token using its descriptive pattern signature. This is particularly important for numbers. For example, if a signature’s pattern is `\d{4}-\d{2}` and the stored numeric value is 20241, the system uses the `\d{2}` constraint to restore the token as 2024-01, automatically re-inserting the leading zero. This mechanism guarantees that all tokens are restored byte-for-byte to their original form, solving the common issue of data loss when treating numbers as values.

5 Evaluation

We conduct comprehensive evaluation experiments by applying DeLog on the most widely-used benchmark, Loghub and 10 production logs with the size of around 100GB and report the results to answer the following questions:

- What is the performance of DeLog on benchmark?
- What is the performance of DeLog on production logs?
- How does each design contribute to DeLog?

5.1 Experimental Setting

Dataset. Our experiments employ the widely accepted benchmark datasets sourced from Loghub [15]. The dataset comprises over 378 million log entries, totaling more than 77GB, and is collected from 16 diverse systems. These systems encompass distributed system logs like HDFS and OpenStack, supercomputing logs such as BGL, operating system logs like Linux, and server applications including Apache and OpenSSH. In addition to these public benchmarks, we collected 10 large-scale production log datasets from diverse services at ByteDance to evaluate performance under realistic, modern conditions. These datasets, anonymized as Log A through Log J, are summarized in Table 4.

Evaluation Metrics. In our experiments, we employed Compression Ratio (CR), Compression Speed (CS) and Decompression Speed (DCS) to evaluate the effectiveness and efficiency of DeLog, respectively. **ERROR** in figures and tables indicates a catastrophic failure (e.g., a segmentation fault).

Baselines. We selected the state-of-the-art log compressor, Denum, along with all the log compressors used in its experiments as baselines, excluding LogZip (too slow for complex production logs). While other notable log compressors, such as LogArchive [6], LogBlock [45], and Cowic [27],

Table 4: Statistics of Production Log Datasets from ByteDance.

Dataset	Size	Messages
Log A	38.30 GB	164,560,671
Log B	11.72 GB	100,000,000
Log C	5.77 GB	101,182,412
Log D	7.59 GB	47,387,603
Log E	4.11 GB	17,333,634
Log F	3.62 GB	61,459,876
Log G	0.23 GB	3,178,232
Log H	5.09 GB	75,985,203
Log I	0.12 GB	1,000,000
Log J	39.85 GB	301,069,784

exist, they were excluded from our evaluation for specific reasons. LogArchive has been demonstrated to underperform significantly compared to LogReducer [40]. Meanwhile, Cowic [27] prioritizes decompression speed over CR, and LogBlock is optimized for compressing small log blocks. For metrics that are independent of the experimental setup, such as CRs, we directly utilized the data reported from researchers. For environment-dependent metrics, including CSs, we reimplemented all baselines in our experimental environment to ensure fair and consistent comparisons. Due to page limits, we report the experimental results on the performance of general-purpose compressors over both public benchmarks and production logs in the **Supplementary Material**.

Implementation and Environment. All experiments are carried out inside a Linux 11.9 container running on Linux kernel 5.4.143. Our container instance is configured with 16 CPU cores and 32 GB of memory. The source code is compiled using GCC 10.2.1 under the C++17 standard. For each compressor, we employ 4 threads to parallelize the compression of log data. DeLog leverages the "tar" utility (version 1.30) to generate packer files, with lzma serving as the final general compressor. The regular expression functionality was implemented using PCRE2, with PCRE2_CODE_UNIT_WIDTH configured to 8. Following established configuration in prior research, all input log data is partitioned into blocks of 100K lines.

5.2 Q3: The Performance of DeLog on Public Benchmarks

Compression Ratio on Public Benchmark. Table 5 presents the CR of all evaluated compressors. DeLog achieves the highest CR on 15 out of 16 datasets, establishing a new state-of-the-art. On average, DeLog outperforms the next-best competitor, Denum, by 9.3% (88.056 vs. 80.568). The performance gains are particularly notable on datasets like Zookeeper (+14.5%), HealthApp (+25.8%), and Windows (+12.5%), where DeLog’s superior pattern-based grouping proves more effective than Denum’s numeric-focused approach. The only exception is the Android dataset, where

Table 5: The Compression Ratio (CR) of DeLog and Baselines. The best result is in **bold**.

Dataset	LogReducer	LogShrink	Denum	DeLog	DeLog-L
Android	20.776	21.857	32.494	30.354	28.634
Apache	43.028	55.940	58.517	59.648	49.872
BGL	38.600	42.385	41.804	45.682	36.106
Hadoop	52.830	60.091	78.546	79.626	67.660
HDFS	22.634	27.319	25.670	29.013	28.386
HealthApp	31.694	39.072	44.472	55.934	31.921
HPC	32.070	35.878	45.275	46.842	26.946
Linux	25.213	29.252	30.449	30.626	21.149
Mac	35.251	39.860	40.789	43.687	40.923
OpenSSH	86.699	103.175	101.654	106.012	60.313
OpenStack	16.701	22.157	22.238	23.754	21.783
Proxifier	25.501	27.029	27.288	30.784	28.528
Spark	59.470	59.739	59.470	61.788	48.701
Thunderbird	49.185	48.434	63.824	68.647	61.984
Windows	342.975	456.301	481.350	541.569	519.578
Zookeeper	94.562	116.981	135.251	154.926	47.373
Average	60.928	74.091	80.568	88.056	69.991

Denum’s strategy of globally grouping numbers provides a slight advantage. DeLog-L, a variant designed for decompression speed, still achieves a competitive average CR of 69.991, outperforming LogReducer.

Table 6: The Compression Speed (MB/s) of Baselines. The best result is in **bold**.

Dataset	LogReducer	LogShrink	Denum	DeLog	DeLog-L
Android	3.096	0.448	15.427	25.232	22.423
Apache	0.665	0.292	3.881	7.842	6.325
BGL	12.020	1.623	16.189	27.890	22.341
Hadoop	2.976	0.508	17.449	32.393	29.784
HDFS	14.280	1.812	17.444	31.232	29.932
HealthApp	0.681	1.220	10.550	19.523	14.032
HPC	3.850	1.430	10.617	20.081	16.849
Linux	0.159	0.077	2.394	3.893	3.423
Mac	0.620	0.210	5.018	10.423	10.042
OpenSSH	6.656	1.365	14.919	30.683	28.823
OpenStack	5.516	1.142	9.735	14.978	12.734
Proxifier	0.356	0.060	2.679	4.231	4.534
Spark	12.292	1.320	16.828	28.342	26.442
Thunderbird	8.435	1.321	13.460	29.181	28.712
Windows	13.138	1.931	20.617	46.238	46.374
Zookeeper	1.331	0.432	5.466	10.003	8.321
Average	5.379	0.950	11.417	21.394	19.435

Compression Speed on Public Benchmark. As shown in Table 6, DeLog and DeLog-L dramatically outperform all baselines in compression speed. DeLog achieves an average speed of 21.4 MB/s, which is 87% faster than the next-best competitor, Denum (11.4 MB/s), and over 22 times faster than LogShrink. DeLog-L maintains a commanding lead with an average speed of 19.4 MB/s. This significant speed advantage is a direct result of our lightweight, single-pass pattern-grouping design, which avoids the heavy computational overhead of traditional parsing or iterative analysis used by other tools.

Decompression Speed on Public Benchmark. The de-

Table 7: The Decompression Speed (MB/s) of Baselines on Public Benchmark. The best result is in **bold**.

Dataset	LogReducer	LogShrink	Denum	DeLog	DeLog-L
Android	1.084	0.162	135.982	123.230	221.034
Apache	1.516	0.532	24.724	36.434	59.342
BGL	7.482	0.872	196.472	134.193	276.694
Hadoop	3.055	0.189	66.891	103.101	223.342
HDFS	8.674	0.881	172.33	181.481	294.743
HealthApp	2.071	Error	28.601	69.543	134.534
HPC	2.170	1.107	76.91	78.203	140.324
Linux	0.233	0.096	7.77	22.004	29.231
Mac	0.493	0.123	26.991	45.943	92.439
OpenSSH	4.404	0.730	173.24	143.231	243.234
OpenStack	6.546	0.866	67.512	89.782	153.423
Proxifier	0.083	0.071	7.879	20.799	43.433
Spark	3.781	0.520	197.253	185.762	275.839
Thunderbird	3.556	0.437	112.234	156.234	327.481
Windows	11.487	0.823	233.171	282.328	548.323
Zookeeper	0.456	0.733	30.532	38.932	78.343
Average	3.503	0.476	97.406	98.200	177.605

compression performance, detailed in Table 7, further underscores the efficiency of our design. DeLog-L sets a new state-of-the-art, reaching an average decompression speed of 177.6 MB/s, which is 82% faster than Denum (97.4 MB/s). The standard DeLog is also highly competitive, performing on par with Denum at 98.2 MB/s. In contrast, other parser-based tools like LogReducer and LogShrink exhibit highly asymmetric performance, with decompression being their bottleneck. The rapid decompression of DeLog is enabled by its structured pattern signatures, which allow for a simple and direct reconstruction process without complex reverse logic. Notably, LogShrink’s failure to decompress the HealthApp dataset also highlights the superior robustness of our approach.

Summary for Q3: DeLog achieves state-of-the-art compression ratios, outperforming competitors on 15 of 16 datasets. Both DeLog and its lightweight variant, DeLog-L, deliver significantly faster compression and decompression speeds than all baselines, demonstrating a superior balance of compression effectiveness and performance.

5.3 Q4: The Performance of DeLog on Production Logs

To validate its real-world effectiveness, we evaluated DeLog against the same baselines on 10 large-scale production log datasets from ByteDance.

Compression Ratio on Production Logs. The results, presented in Table 8, underscore the limitations of existing tools and the significant advantage of DeLog. DeLog achieves the highest CR on all 10 production datasets, demonstrating its superior adaptability to complex, real-world data. On average, DeLog’s CR of 26.3 is 38% higher than the next-best competitor, Denum (19.1). Critically, both LogReducer and

LogShrink failed to process 30% of the datasets, crashing due to the logs’ complexity. This highlights not only DeLog’s superior compression but also its essential robustness for production environments.

Compression Speed on Production Logs. As shown in Figure 6, DeLog’s performance advantage extends to speed. It is the fastest compressor on 9 out of 10 datasets. With an average speed of 26.5 MB/s, DeLog is 73% faster than Denum (15.3 MB/s) and orders of magnitude faster than the parser-based methods. This validates that our lightweight, single-pass design avoids the performance bottlenecks that plague other tools when faced with the variable density and length of production logs.

Decompression Speed on Production Logs. The decompression results in Table 9 confirm the overall efficiency of our approach. DeLog-L delivers the fastest average decompression speed at 201.5 MB/s, outperforming Denum by 19%. The standard DeLog is also highly competitive. This contrasts sharply with the extreme performance asymmetry of tools like LogReducer and LogShrink. Their slow decompression speeds translate to an unacceptable user experience; for example, waiting over half an hour just to access a 1 GB log file is impractical for any interactive use case. DeLog’s simple and direct reconstruction mechanism, enabled by its structured pattern signatures, ensures rapid data access, providing both speed and robustness across all datasets.

Summary for Q4: On real-world production logs, DeLog proves both robust and efficient. It processes all datasets without failure where competitors crash, while also delivering state-of-the-art compression ratios and significantly faster compression and decompression speeds.

Table 8: The Compression Ratio (CR) on Production Logs. The best result is in **bold**.

Dataset	LogReducer	LogShrink	Denum	DeLog	DeLog-L
LogA	ERROR	ERROR	14.629	19.487	19.239
LogB	ERROR	ERROR	13.465	21.834	21.244
LogC	21.108	20.900	19.014	28.611	22.086
LogD	11.235	9.932	13.897	12.510	12.464
LogE	10.987	11.020	11.051	11.144	11.130
LogF	26.390	27.940	28.091	47.444	46.616
LogG	33.953	30.031	22.022	40.273	40.621
LogH	27.942	25.982	27.321	38.311	36.961
LogI	32.030	35.902	29.299	54.312	46.329
LogJ	ERROR	ERROR	21.782	29.042	30.104
Average	23.378	23.101	19.057	26.297	25.680

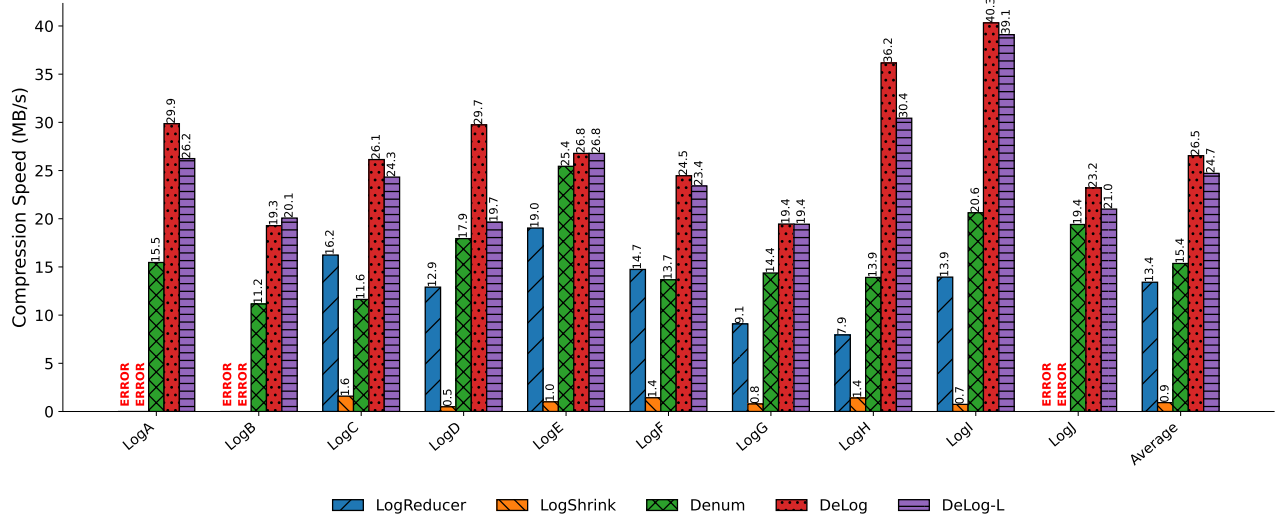


Figure 6: Compression speed of baselines on Production Logs.

Table 9: The Decompression Speed (MB/s) on Production Logs. The best result is in **bold**.

Dataset	LogReducer	LogShrink	Denum	DeLog	DeLog-L
LogA	ERROR	ERROR	169.701	107.944	198.652
LogB	ERROR	ERROR	162.965	117.054	178.740
LogC	8.923	0.540	185.570	96.902	195.332
LogD	4.543	0.432	156.598	150.900	170.002
LogE	7.543	0.194	176.402	128.877	210.411
LogF	7.040	1.034	205.190	144.094	195.932
LogG	6.090	0.780	130.303	123.790	195.320
LogH	8.903	1.390	146.492	107.004	207.821
LogI	6.829	0.451	169.240	110.043	189.040
LogJ	ERROR	ERROR	190.432	166.069	273.902
Average	7.124	0.689	169.290	125.268	201.515

5.4 Q5: Ablation Study on Feature Design

To validate the effectiveness of our multi-faceted feature design, we conducted an ablation study isolating the impact of intrinsic structure and external context on 7 randomly selected datasets. Figure 7 shows the results across three settings.

We start with a baseline, Setting 1, which mimics a simple parser by performing only a binary grouping of keywords and variables. This yields the lowest CR across all datasets. By incorporating the token’s intrinsic structure (Setting 2), we observe a significant performance improvement. For instance, on Zookeeper, the CR jumps from 93.86 to 123.34, and on HealthApp, from 24.19 to 36.63. This demonstrates that analyzing a token’s intrinsic structure is critical for creating more effective, homogeneous groups. Finally, the full DeLog model, Setting 3, which synthesizes both intrinsic structure and external context, achieves the best performance. The addition of external context provides another substantial boost. This highlights how contextual keywords are vital for

disambiguating otherwise similar tokens.

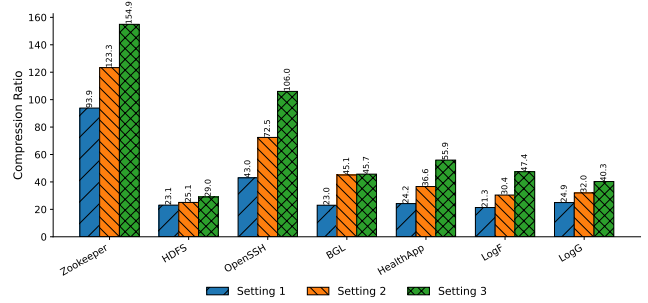


Figure 7: Ablation Study on the Impact of Different Feature Sets on Compression Ratio. We compare three settings: Setting 1 (Binary Grouping), a baseline that only distinguishes keywords from variables; Setting 2 (Intrinsic Structure), which adds analysis of the token’s intrinsic structure; and Setting 3 (Intrinsic + External), the full DeLog model.

Summary for Q5: Each module of DeLog contributes to its compression ratio.

5.5 Scalability and CPU Efficiency

Beyond raw compression performance, a practical log compressor must demonstrate high scalability and resource efficiency and to be viable in production. Our evaluation compares DeLog against a general-purpose compressor, LZMA, and a leading log-specific compressor, Denum. The tests span three large (>1m) public datasets (HDFS, BGL, Android) and four multi-gigabyte in-house production datasets (LogC-F),

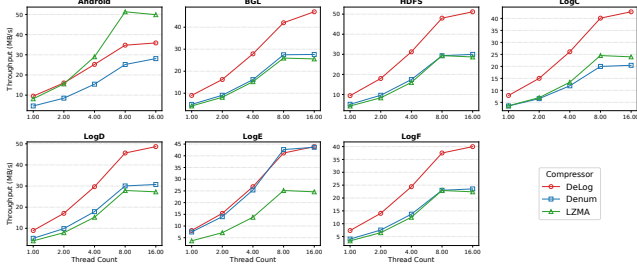


Figure 8: Scalability of compression throughput. DeLog consistently maintains the highest throughput across all thread counts due to its efficient core algorithm, while all compressors show similar scaling trends from leveraging data parallelism.

with thread counts varying from 1 to 16 to assess parallel performance.

Scalability. Figure 8 illustrates the compression throughput as a function of thread count. All evaluated compressors leverage data parallelism, resulting in similar scaling trends. The key differentiator, however, is not the scaling trend but the **absolute throughput**. DeLog consistently outperforms the baselines at every level of parallelism. For instance, on the BGL dataset, its throughput scales effectively from 10.2 MB/s (1 thread) to 44.7 MB/s (16 threads), always maintaining a significant lead. This sustained performance advantage stems directly from its superior single-pass algorithmic efficiency.

CPU Efficiency. We first examine peak memory usage. On average across all datasets (8 threads), DeLog consumes 1172 MB of peak memory, whereas Denum requires 1320 MB. As expected for log-specific compressors that maintain structural information, these memory footprints are higher than that of general-purpose compressors like LZMA (avg. 661 MB). A truly efficient system must also perform its computational work economically. To quantify this, we analyze the CPU cycles per byte, a metric reflecting the intrinsic computational cost of an algorithm where lower values indicate higher efficiency. Figure 9 presents this analysis for each compressor. The results unequivocally highlight DeLog’s superior algorithmic efficiency. Across all seven datasets, DeLog consistently requires fewer CPU cycles per byte than Denum. On the BGL dataset, for example, DeLog consumes only 636 cycles/byte, making it 27.5% more computationally efficient than Denum (877 cycles/byte). This proves that DeLog’s high throughput stems from a fundamentally more efficient core algorithm, not just aggressive parallelization. Therefore, DeLog strikes an optimal balance, achieving not only higher throughput but also superior computational and memory efficiency compared to LZMA and Denum, making it a robust and well-engineered solution for large-scale deployments.

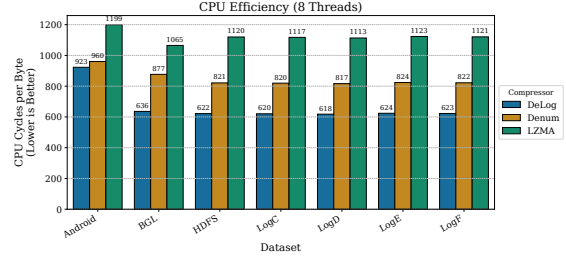


Figure 9: CPU efficiency comparison at 8 threads across all datasets. The Y-axis shows the number of CPU cycles required to process a single byte of log data. **Lower values indicate higher algorithmic efficiency.**

6 Related Work

Log Compressors. In addition to parser-based log compression, there are log compressors that apply unified compression strategies to both templates and variables, such as the LogAchieve [6], Cowic [27], and MLC [8]. Cowic prioritizes rapid data access over maximizing the compression ratio. MLC directly targets cross-entry redundancy through block-level deduplication. LogArchive uses similarity function and sliding windows to divide log entries into different buckets and compresses buckets together to improve compression ratio. Unlike LogArchive’s coarse-grained, entry-level bucketing, our approach achieves fine-grained, pattern-based grouping at the token level, enabling more precise and effective data stream separation without log parsing. Specialized compressors have also been developed for structured formats. For example, uSlope [37] targets JSON logs, where its notion of "semi-structured" data refers to varying schemas, a concept not applicable to the template/variable dichotomy in plain-text logs. Orthogonally, another class of compressors, including CLP [34], Loggrep [39], and uSlope, prioritize search efficiency over storage savings. This focus often results in compression ratios lower than even general-purpose tools like LZMA. While search is not our primary goal, supplementary experiments show that DeLog’s compression ratio is more than 2x higher than these search-optimized systems.

Log Parsers. Log parsers can be categorized into heuristic-based [10, 12, 38], clustering-based [9, 35], frequent pattern mining-based [7, 46], neural network-based [16, 29, 33, 48], and large language model-based [18, 23, 24, 43]. Heuristic-based methods extract log templates by leveraging rules observed within logs, while frequent pattern mining techniques focus on extracting recurring patterns, such as words or n-grams, as potential template candidates. Clustering methods group logs based on specific features to derive templates. Neural network-based methods apply various neural network architectures, while large language model-based methods leverage prompt engineering to guide large language models.

7 Future Work

While our syntactic approach is effective, the next frontier is to incorporate semantic understanding into our pattern-based grouping. Currently, our system cannot recognize that keywords like `taskID` and `TID` are semantically equivalent, thus missing opportunities for cross-keyword compression. Large Language Models (LLMs) offer a powerful path to bridge this semantic gap. However, the primary research challenge lies in mitigating the prohibitive latency and computational overhead of LLMs. Future work could explore hybrid models that combine our fast, syntactic grouper with a selective, on-demand semantic engine—perhaps aided by a query cache—to handle new or ambiguous patterns. This would evolve log compression from purely structural matching to a more intelligent,

8 Conclusion

This paper provides a new perspective on log compression by revealing a fundamental misalignment between the goals of traditional log parsing and the requirements of efficient compression. Our empirical study shows that pursuing higher parsing accuracy does not guarantee better compression. Instead, we establish that the key to log compression lies in pattern-based grouping, a principle focused on creating low-entropy and highly compressible groups. Guided by this principle, we designed DeLog, a novel framework that forgoes traditional parsing to directly implement pattern-based grouping.

Availability

All source code related to this paper is available at [2].

References

- [1] brotli code repository, 2025-9-16. <https://github.com/google/brotli>.
- [2] Delog code repository, 2025-9-16. <https://github.com/gaiusyu/Delog>.
- [3] gzip source code repository, 2025-9-16. <https://git.savannah.gnu.org/cgit/gzip.git>.
- [4] lzma source code repository, 2025-9-16. <https://7-zip.org/sdk.html>.
- [5] Zhuangbin Chen, Junsong Pu, and Zibin Zheng. Tracezip: Efficient distributed tracing via trace compression. *arXiv preprint arXiv:2502.06318*, 2025.
- [6] Robert Christensen and Feifei Li. Adaptive log compression for massive log data. In *SIGMOD Conference*, pages 1283–1284, 2013.
- [7] Hetong Dai, Heng Li, Che-Shao Chen, Weiye Shang, and Tse-Hsun Chen. Logram: Efficient log parsing using n -gram dictionaries. *IEEE Transactions on Software Engineering*, 48(3):879–892, 2020.
- [8] Bo Feng, Chentao Wu, and Jie Li. Mlc: An efficient multi-level log compression method for cloud backup systems. In *2016 IEEE Trustcom/BigDataSE/ISPA*, pages 1358–1365. IEEE, 2016.
- [9] Qiang Fu, Jian-Guang Lou, Yi Wang, and Jiang Li. Execution anomaly detection in distributed systems through unstructured log analysis. In *2009 ninth IEEE international conference on data mining*, pages 149–158. IEEE, 2009.
- [10] Ying Fu, Meng Yan, Jian Xu, Jianguo Li, Zhongxin Liu, Xiaohong Zhang, and Dan Yang. Investigating and improving log parsing in practice. In *Proceedings of the 30th ACM Joint European Software Engineering Conference and Symposium on the Foundations of Software Engineering*, pages 1566–1577, 2022.
- [11] Ying Fu, Meng Yan, Zhou Xu, Xin Xia, Xiaohong Zhang, and Dan Yang. An empirical study of the impact of log parsers on the performance of log-based anomaly detection. *Empirical Software Engineering*, 28(1):6, 2023.
- [12] Pinjia He, Jieming Zhu, Zibin Zheng, and Michael R Lyu. Drain: An online log parsing approach with fixed depth tree. In *2017 IEEE international conference on web services (ICWS)*, pages 33–40. IEEE, 2017.
- [13] Shilin He, Pinjia He, Zhuangbin Chen, Tianyi Yang, Yuxin Su, and Michael R Lyu. A survey on automated log analysis for reliability engineering. *ACM computing surveys (CSUR)*, 54(6):1–37, 2021.
- [14] Shilin He, Jieming Zhu, Pinjia He, and Michael R Lyu. Experience report: System log analysis for anomaly detection. In *2016 IEEE 27th international symposium on software reliability engineering (ISSRE)*, pages 207–218. IEEE, 2016.
- [15] Shilin He, Jieming Zhu, Pinjia He, and Michael R Lyu. Loghub: A large collection of system log datasets towards automated log analytics. *arXiv preprint arXiv:2008.06448*, 2020.
- [16] Yintong Huo, Yuxin Su, Cheryl Lee, and Michael R Lyu. Semparser: A semantic parser for log analytics. In *2023 IEEE/ACM 45th International Conference on Software Engineering (ICSE)*, pages 881–893. IEEE, 2023.
- [17] Zhen Ming Jiang, Ahmed E Hassan, Parminder Flora, and Gilbert Hamann. Abstracting execution logs to execution events for enterprise applications (short paper).

In *2008 The Eighth International Conference on Quality Software*, pages 181–186. IEEE, 2008.

- [18] Zhihan Jiang, Jinyang Liu, Zhuangbin Chen, Yichen Li, Junjie Huang, Yintong Huo, Pinjia He, Jiazhen Gu, and Michael R Lyu. Llm-parser: A llm-based log parsing framework. *arXiv preprint arXiv:2310.01796*, 2023.
- [19] Zhihan Jiang, Jinyang Liu, Zhuangbin Chen, Yichen Li, Junjie Huang, Yintong Huo, Pinjia He, Jiazhen Gu, and Michael R Lyu. Lilac: Log parsing using llms with adaptive parsing cache. *Proceedings of the ACM on Software Engineering*, 1(FSE):137–160, 2024.
- [20] Zhihan Jiang, Jinyang Liu, Junjie Huang, Yichen Li, Yintong Huo, Jiazhen Gu, Zhuangbin Chen, Jieming Zhu, and Michael R Lyu. A large-scale evaluation for log parsing techniques: How far are we? In *Proceedings of the 33rd ACM SIGSOFT International Symposium on Software Testing and Analysis*, pages 223–234, 2024.
- [21] Zanis Ali Khan, Donghwan Shin, Domenico Bianculli, and Lionel Briand. Guidelines for assessing the accuracy of log message template identification techniques. In *Proceedings of the 44th International Conference on Software Engineering*, pages 1095–1106, 2022.
- [22] Zanis Ali Khan, Donghwan Shin, Domenico Bianculli, and Lionel C Briand. Impact of log parsing on deep learning-based anomaly detection. *Empirical Software Engineering*, 29(6):139, 2024.
- [23] Van-Hoang Le and Hongyu Zhang. An evaluation of log parsing with chatgpt. *arXiv preprint arXiv:2306.01590*, 2023.
- [24] Van-Hoang Le and Hongyu Zhang. Log parsing with prompt-based few-shot learning. *arXiv preprint arXiv:2302.07435*, 2023.
- [25] Xiaoyun Li, Hongyu Zhang, Van-Hoang Le, and Pengfei Chen. Logshrink: Effective log compression by leveraging commonality and variability of log data. In *Proceedings of the 46th IEEE/ACM International Conference on Software Engineering*, pages 1–12, 2024.
- [26] Zhenhao Li, Chuan Luo, Tse-Hsun Chen, Weiyi Shang, Shilin He, Qingwei Lin, and Dongmei Zhang. Did we miss something important? studying and exploring variable-aware log abstraction. In *2023 IEEE/ACM 45th International Conference on Software Engineering (ICSE)*, pages 830–842. IEEE, 2023.
- [27] Hao Lin, Jingyu Zhou, Bin Yao, Minyi Guo, and Jie Li. Cowic: A column-wise independent compression for log stream analysis. In *2015 15th IEEE/ACM International Symposium on Cluster, Cloud and Grid Computing*, pages 21–30. IEEE, 2015.
- [28] Jinyang Liu, Jieming Zhu, Shilin He, Pinjia He, Zibin Zheng, and Michael R Lyu. Logzip: Extracting hidden structures via iterative clustering for log compression. In *2019 34th IEEE/ACM International Conference on Automated Software Engineering (ASE)*, pages 863–873. IEEE, 2019.
- [29] Yudong Liu, Xu Zhang, Shilin He, Hongyu Zhang, Liqun Li, Yu Kang, Yong Xu, Minghua Ma, Qingwei Lin, Yingnong Dang, et al. Uniparser: A unified log parser for heterogeneous log data. In *Proceedings of the ACM Web Conference 2022*, pages 1893–1901, 2022.
- [30] Siyang Lu, BingBing Rao, Xiang Wei, Byungchul Tak, Long Wang, and Liqiang Wang. Log-based abnormal task detection and root cause analysis for spark. In *2017 IEEE International Conference on Web Services (ICWS)*, pages 389–396. IEEE, 2017.
- [31] Adetokunbo AO Makanju, A Nur Zincir-Heywood, and Evangelos E Milios. Clustering event logs using iterative partitioning. In *Proceedings of the 15th ACM SIGKDD international conference on Knowledge discovery and data mining*, pages 1255–1264, 2009.
- [32] Meiyappan Nagappan and Mladen A Vouk. Abstracting log lines to log event types for mining software system logs. In *2010 7th IEEE Working Conference on Mining Software Repositories (MSR 2010)*, pages 114–117. IEEE, 2010.
- [33] Sasho Nedelkoski, Jasmin Bogatinovski, Alexander Acker, Jorge Cardoso, and Odej Kao. Self-supervised log parsing. In *Machine Learning and Knowledge Discovery in Databases: Applied Data Science Track: European Conference, ECML PKDD 2020, Ghent, Belgium, September 14–18, 2020, Proceedings, Part IV*, pages 122–138. Springer, 2021.
- [34] Kirk Rodrigues, Yu Luo, and Ding Yuan. {CLP}: Efficient and scalable search on compressed text logs. In *15th {USENIX} Symposium on Operating Systems Design and Implementation ({OSDI} 21)*, pages 183–198, 2021.
- [35] Keiichi Shima. Length matters: Clustering system log messages using length of words. *arXiv preprint arXiv:1611.03213*, 2016.
- [36] Risto Vaarandi and Mauno Pihelgas. Logcluster-a data clustering and pattern mining algorithm for event logs. In *2015 11th International conference on network and service management (CNSM)*, pages 1–7. IEEE, 2015.
- [37] Rui Wang, Devin Gibson, Kirk Rodrigues, Yu Luo, Yun Zhang, Kaibo Wang, Yupeng Fu, Ting Chen, and Ding Yuan. {uSlope}: High compression and fast search on

- {Semi-Structured} logs. In *18th USENIX Symposium on Operating Systems Design and Implementation (OSDI 24)*, pages 529–544, 2024.
- [38] Xuheng Wang, Xu Zhang, Liquan Li, Shilin He, Hongyu Zhang, Yudong Liu, Lingling Zheng, Yu Kang, Qingwei Lin, Yingnong Dang, et al. Spine: a scalable log parser with feedback guidance. In *Proceedings of the 30th ACM Joint European Software Engineering Conference and Symposium on the Foundations of Software Engineering*, pages 1198–1208, 2022.
- [39] Junyu Wei, Guangyan Zhang, Junchao Chen, Yang Wang, Weimin Zheng, Tingtao Sun, Jiesheng Wu, and Jiangwei Jiang. Loggrep: Fast and cheap cloud log storage by exploiting both static and runtime patterns. In *Proceedings of the Eighteenth European Conference on Computer Systems*, pages 452–468, 2023.
- [40] Junyu Wei, Guangyan Zhang, Yang Wang, Zhiwei Liu, Zhanyang Zhu, Junchao Chen, Tingtao Sun, and Qi Zhou. On the feasibility of parser-based log compression in {Large-Scale} cloud systems. In *19th USENIX Conference on File and Storage Technologies (FAST 21)*, pages 249–262, 2021.
- [41] Yi Xiao, Van-Hoang Le, and Hongyu Zhang. Free: Towards more practical log parsing with large language models. In *Proceedings of the 39th IEEE/ACM International Conference on Automated Software Engineering*, pages 153–165, 2024.
- [42] Junjielong Xu, Qiurai Fu, Zhouruixing Zhu, Yutong Cheng, Zhijing Li, Yuchi Ma, and Pinjia He. Hue: A user-adaptive parser for hybrid logs. In *Proceedings of the 31st ACM Joint European Software Engineering Conference and Symposium on the Foundations of Software Engineering*, pages 413–424, 2023.
- [43] Junjielong Xu, Ruichun Yang, Yintong Huo, Chengyu Zhang, and Pinjia He. Prompting for automatic log template extraction. *arXiv preprint arXiv:2307.09950*, 2023.
- [44] Stephen Yang, Seo Jin Park, and John Ousterhout. {NanoLog}: A nanosecond scale logging system. In *2018 USENIX Annual Technical Conference (USENIX ATC 18)*, pages 335–350, 2018.
- [45] Kundi Yao, Mohammed Sayagh, Weiwei Shang, and Ahmed E Hassan. Improving state-of-the-art compression techniques for log management tools. *IEEE Transactions on Software Engineering*, 48(8):2748–2760, 2021.
- [46] Siyu Yu, Pinjia He, Ningjiang Chen, and Yifan Wu. Brain: Log parsing with bidirectional parallel tree. *IEEE Transactions on Services Computing*, 2023.
- [47] Siyu Yu, Yifan Wu, Ying Li, and Pinjia He. Unlocking the power of numbers: Log compression via numeric token parsing. In *Proceedings of the 39th IEEE/ACM International Conference on Automated Software Engineering*, pages 919–930, 2024.
- [48] Siyu Yu, Yifan Wu, Zhijing Li, Pinjia He, Ningjiang Chen, and Changjian Liu. Log parsing with generalization ability under new log types. In *Proceedings of the 31st ACM Joint European Software Engineering Conference and Symposium on the Foundations of Software Engineering*, pages 425–437, 2023.
- [49] Chenbo Zhang, Wenying Xu, Jinbu Liu, Lu Zhang, Guiyang Liu, Jihong Guan, Qi Zhou, and Shuigeng Zhou. Logbase: A large-scale benchmark for semantic log parsing. *Proceedings of the ACM on Software Engineering*, 2(ISSTA):2091–2112, 2025.
- [50] Lingzhe Zhang, Tong Jia, Mengxi Jia, Yifan Wu, Hongyi Liu, and Ying Li. Scalalog: Scalable log-based failure diagnosis using llm. In *ICASSP 2025-2025 IEEE International Conference on Acoustics, Speech and Signal Processing (ICASSP)*, pages 1–5. IEEE, 2025.
- [51] Xu Zhang, Yong Xu, Qingwei Lin, Bo Qiao, Hongyu Zhang, Yingnong Dang, Chunyu Xie, Xinsheng Yang, Qian Cheng, Ze Li, et al. Robust log-based anomaly detection on unstable log data. In *Proceedings of the 2019 27th ACM joint meeting on European software engineering conference and symposium on the foundations of software engineering*, pages 807–817, 2019.
- [52] Jieming Zhu, Shilin He, Jinyang Liu, Pinjia He, Qi Xie, Zibin Zheng, and Michael R Lyu. Tools and benchmarks for automated log parsing. In *2019 IEEE/ACM 41st International Conference on Software Engineering: Software Engineering in Practice (ICSE-SEIP)*, pages 121–130. IEEE, 2019.

Appendix

This supplementary document provides additional details and extended experimental results to complement our main paper, "DeLog: A Pattern-based Grouper for Compressing Production Logs."

The content is organized into two main parts:

- **Section A** presents the full details of our in-depth empirical study on the relationship between log parsing accuracy and log compression. This section elaborates on the questions, methodology, evaluation metrics, and the detailed findings that led to our core insight: that effective pattern-based grouping, not formal parsing accuracy, is the true driver of high compression ratios.

- **Section B** contains an extended experimental analysis, comparing the performance of our proposed method, DeLog, against standard general-purpose compressors (gzip, bzip2, and lzma) on the public benchmark datasets. This analysis provides a broader context for our results, quantitatively demonstrating the significant advantages of a domain-specific approach for log compression in terms of both compression ratio and the balance between speed and effectiveness.

This material is intended to provide a more comprehensive background for interested readers and to support the reproducibility of our work.

A An Empirical Study of the Impact of Log Parsing Accuracy on Log Compression

We try to answer the following two research questions to identify the most promising direction for advancing log compression:

- Q1:** *What is the correlation between log parsing accuracy and the final compression ratio?* A weak or inconsistent correlation would suggest a fundamental misalignment between the goals of parsing research and the needs of compression.
- Q2:** *If not accurate parsed format, what structural properties of a processed log make it highly compressible?* Answering this is essential for designing a new generation of truly compression-oriented pre-processors.

A.1 Methodology.

To assess the correlation between parsing and compression, we first establish a baseline by comparing the CR of parsed logs against raw logs. Next, we systematically measure the Spearman correlation coefficient between six different log parsing accuracy metrics and the final CR across multiple datasets and parsers. This will quantitatively determine if "more accurate" means "more compressible."

If the results from Q1 show a weak correlation, a qualitative deep-dive is necessary to identify the true drivers of compression. Our methodology for this is a two-step analysis: 1. Deconstruct the Parsing Pipeline: First, we isolate the contributions of the two main parsing stages: log formatting (splitting into fields) and template extraction. By measuring the CR after each stage, we can determine which step provides the most significant compression gains. 2. Analyze High-Variance Cases: Second, we analyze specific cases from our experiments where different parsers achieve dramatically different CRs on the same dataset. For these cases, we manually inspect the intermediate parsed formats to pinpoint the structural properties that lead to superior compression. The

ultimate goal of this two-pronged analysis is to distill our observations into a generalizable principle that defines a truly compression-friendly log format.

A.2 The Evaluation Metrics of Log Parsing

The most common definition of log parsing is the transformation of raw, unstructured logs into structured log templates, which is also referred to as log abstraction in some literature [26]. The quality of log parsers is typically measured by a set of standard metrics that evaluate correctness at either the log level or the template level.

The primary log-level metrics are Group Accuracy and Parsing Accuracy. Group Accuracy (GA) assesses the correctness of log message grouping. It is calculated as the ratio of correctly grouped logs to the total number of logs [52]. A single log is considered correctly grouped if and only if all logs belonging to its ground-truth template are clustered into the same group by the parser. Parsing Accuracy (PA), also known as Word-level Parsing Accuracy (WLA), provides a finer-grained evaluation. It is defined as the ratio of correctly parsed logs to the total number of logs [29]. For PA, a log is considered correct only if every word within it is accurately classified as either a constant (part of the template) or a variable (a parameter).

To mitigate the issue where a high volume of repetitive logs can skew log-level metrics, template-level metrics were introduced. Template Accuracy (TA) evaluates the quality of the set of generated templates instead of individual logs. It typically comprises three specific metrics [20, 21]: Precision Template Accuracy (PTA), the ratio of correctly identified templates to the total number of templates generated by the parser; Recall Template Accuracy (RTA), the ratio of correctly identified templates to the total number of templates in the ground truth; and the F1-score of Template Accuracy (FTA), which is their harmonic mean. A template is considered correct only if its content and its corresponding log group perfectly match the ground truth. The F1-score of Group Accuracy (FGA) is another template-level F1-score metric [20]. Similar to TA, it is the harmonic mean of a precision and a recall score calculated at the template level. Its precision is the fraction of generated templates that are correctly grouped, and its recall is the fraction of ground-truth templates that are correctly found and grouped.

A.3 Experimental Design

Dataset. Our study requires large, labeled datasets to robustly evaluate parsing accuracy. The standard Loghub benchmark is insufficient due to its small labeled subsets (2k logs per dataset). We therefore use 12 diverse datasets from Loghub 2.0, which provides over 15 million labeled entries spanning various system types, including Distributed (e.g., Hadoop),

Supercomputer (e.g., BGL), Operating (e.g., Android) and Server (e.g., Apache) systems.

Table 10: Statistics of Loghub-2.0.

System	Dataset	Templates	Annotated Logs
Distributed systems	Hadoop	236	179,993
	HDFS	46	11,167,740
	OpenStack	48	207,632
	Zookeeper	89	74,273
Super-computer systems	BGL	320	4,631,261
	HPC	74	429,987
Operating systems	Linux	338	23,921
	Mac	626	100,314
Server application	Apache	29	51,977
	OpenSSH	38	638,946
Standalone software	HealthApp	156	212,394
	Proxifier	11	21,320

Metrics. For log parsing accuracy, we selected all existing log accuracy metrics, including Group Accuracy (GA), F1-score of Group Accuracy (FGA), Parsing Accuracy (PA), Precision of Template Accuracy (PTA), Recall of Template Accuracy (RTA), and F1-score of Template Accuracy (FTA). These metrics have been detailed in Section A.2.

The Spearman’s Rank Correlation Coefficient (denoted as ρ or r_s) assesses the strength and direction of association between two ranked variables.

Calculation:

$$\rho = 1 - \frac{6\sum d_i^2}{n(n^2 - 1)}$$

where d_i is the difference between ranks of each pair and n is the number of pairs. According to prior research examining the correlation between log parsing and its downstream tasks, a Spearman’s correlation coefficient with an absolute value exceeding 0.7 is considered indicative of a strong correlation [11, 22].

Experimental Setup. For practicality, diversity, and observability, we selected log parsers from LogPAI that exhibit differences in log parsing accuracy and relatively fast parsing speeds. Although LLM-based log parsers [19, 41, 43] have achieved superior performance, their processing speed is inefficient for log compression. As an alternative, we include the Ground Truth (GT) as a perfect log parser in our comparative experiments, where all accuracy metrics are equal to 1. Selected log Parsers include heuristic-based parsers (Drain [12], AEL [17]), iterative partitioning-based parsers (IPLoM [31]), frequent pattern mining-based parsers (LogCluster [36], LFA [32]), and clustering-based parsers (Brain [46]). For encoding techniques, we employ a combined encoding backend for all

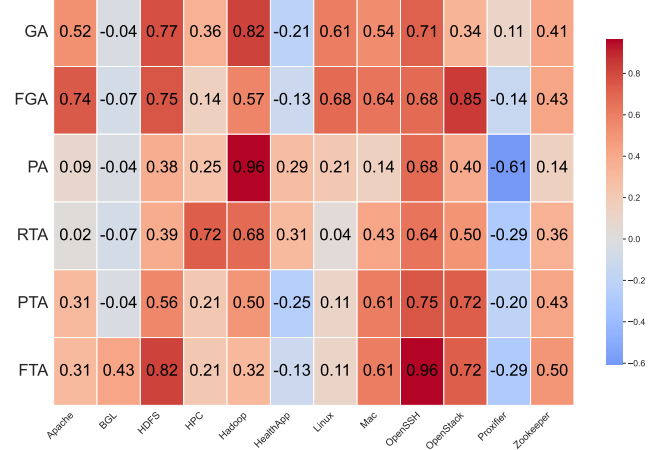


Figure 10: Spearman Correlation Between Log Parsing Accuracy Metrics (i.e., GA, FGA, PA, RTA, PTA, FTA) and CR. The closer the color is to red, the stronger the positive correlation; conversely, the closer it is to blue, the stronger the negative correlation.

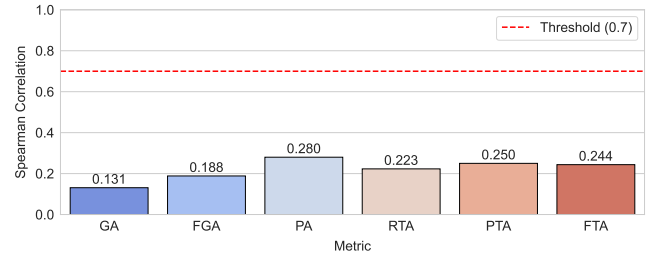


Figure 11: Spearman Correlation Between Log Parsing Accuracy Metrics and CR (All Datasets).

parsers rather than using existing log compressors. This is reasonable because existing parser-based log compressors generally are extensions of one another. Our backend applies a common set of techniques—dictionary, delta, and elastic encoding—followed by a final LZMA compression stage. This design allows us to attribute any differences in the final compression ratio directly to the performance of the parsing accuracy under study.

Environment. We performed all experiments using a Linux server, equipped with a single Intel(R) Xeon(R) Platinum 8369HB CPU @ 3.30GHz, featuring 16 cores and 32 threads due to hyper-threading. The server is provisioned with 188GB of RAM and operates on Red Hat with Linux kernel 3.10.0.

A.4 Answer to Q1

First, we confirm that parsing is beneficial. As shown in Table 11, applying parsing improves the compression ratio (CR) over raw logs by 9.4% to 194.4% across all datasets.

However, the central question is whether *higher accuracy*

Table 11: Comparison of Log Parsing Accuracy Metrics and Compression Ratio Across Different Datasets and Parsers. The highest log parsing accuracy and CR in each dataset is highlighted with a gray background, and the lowest CR is underscored.

Metric	Apache Raw:28.12 Formatted:37.11							Proxifier Raw:20.77 Formatted:24.54						
	Drain	AEL	IPLoM	LFA	LogCluster	Brain	GT	Drain	AEL	IPLoM	LFA	LogCluster	Brain	GT
GA (%)	100.0	100.0	99.3	80.5	54.7	99.7	100.0	69.2	97.4	98.3	35.2	66.1	52.1	100.0
FGA (%)	100.0	100.0	90.0	87.3	00.3	93.3	100.0	20.6	66.7	75.0	40.0	00.1	73.7	100.0
PA (%)	72.7	72.7	25.0	63.7	43.2	28.7	100.0	68.8	67.7	48.0	00.0	66.1	70.3	100.0
RTA (%)	51.7	51.7	17.2	24.1	27.6	48.3	100.0	54.5	45.5	18.2	00.0	18.2	63.6	100.0
PTA (%)	51.7	51.7	16.1	26.9	00.1	46.7	100.0	10.5	38.5	15.4	00.0	00.0	59.6	100.0
FTA (%)	51.7	51.7	16.7	25.5	00.1	41.7	100.0	17.6	41.7	16.7	00.0	00.1	39.9	100.0
CR	49.70	49.99	50.09	49.16	39.11	46.67	49.42	25.67	26.35	26.39	25.63	24.61	24.56	24.55
Metric	Linux Raw:18.09 Formatted:20.93							Zookeeper Raw:27.55 Formatted:61.69						
	Drain	AEL	IPLoM	LFA	LogCluster	Brain	GT	Drain	AEL	IPLoM	LFA	LogCluster	Brain	GT
GA (%)	68.6	91.6	81.0	22.5	59.5	79.0	100.0	99.4	99.6	99.4	83.9	73.7	99.3	100.0
FGA (%)	77.8	80.6	81.2	73.9	29.2	75.1	100.0	90.4	78.8	85.9	62.6	08.8	79.8	100.0
PA (%)	11.1	08.2	05.5	03.3	02.3	09.8	100.0	84.3	84.2	79.1	34.6	72.8	82.3	100.0
RTA (%)	29.9	21.9	11.2	00.8	18.3	31.7	100.0	57.3	51.7	40.4	20.2	38.2	62.9	100.0
PTA (%)	22.9	21.5	11.4	07.8	03.9	31.7	100.0	66.2	42.2	48.6	24.3	03.3	59.6	100.0
FTA (%)	25.9	21.7	11.3	07.9	06.4	28.0	100.0	61.4	46.5	44.2	22.1	06.0	61.2	100.0
CR	22.79	22.98	23.35	20.11	20.95	20.35	21.81	77.05	76.81	75.86	73.53	74.60	78.08	76.72
Metric	Hadoop Raw:21.76 Formatted:41.64							HealthApp Raw:17.73 Formatted:22.23						
	Drain	AEL	IPLoM	LFA	LogCluster	Brain	GT	Drain	AEL	IPLoM	LFA	LogCluster	Brain	GT
GA (%)	92.1	82.3	91.6	82.7	48.1	56.3	100.0	86.2	72.5	97.7	80.4	73.1	98.0	100.0
FGA (%)	78.5	11.3	79.7	65.0	00.5	20.3	100.0	01.0	00.8	88.0	00.8	00.6	90.2	100.0
PA (%)	54.1	53.5	16.2	43.2	30.7	28.8	100.0	31.2	31.1	16.3	30.6	40.5	14.8	100.0
RTA (%)	45.3	42.8	26.7	13.1	14.0	28.8	100.0	35.3	31.4	25.6	25.6	25.0	61.2	100.0
PTA (%)	33.2	03.1	22.0	10.7	00.1	41.7	100.0	00.2	00.2	25.0	00.1	00.1	39.9	100.0
FTA (%)	38.4	05.8	24.1	11.8	00.2	39.9	100.0	00.4	00.3	25.3	00.3	00.2	39.9	100.0
CR	50.39	50.04	45.59	49.26	44.04	41.72	50.99	28.19	27.87	23.70	27.93	23.74	23.88	26.72
Metric	OpenStack Raw:15.36 Formatted:18.23							HPC Raw:18.27 Formatted:32.84						
	Drain	AEL	IPLoM	LFA	LogCluster	Brain	GT	Drain	AEL	IPLoM	LFA	LogCluster	Brain	GT
GA (%)	75.2	74.3	36.5	66.9	68.5	100.0	100.0	79.3	74.8	78.7	72.8	72.5	80.0	100.0
FGA (%)	00.7	68.2	02.8	60.0	00.1	100.0	100.0	30.9	20.1	24.0	34.7	04.6	44.5	100.0
PA (%)	02.9	02.9	00.0	00.8	01.0	29.2	100.0	72.1	74.1	64.0	69.2	68.2	66.3	100.0
RTA (%)	14.6	14.6	00.0	06.2	04.2	29.2	100.0	40.5	48.6	35.1	29.7	39.2	40.5	100.0
PTA (%)	00.1	18.9	00.0	09.4	00.0	29.2	100.0	09.3	07.9	07.6	17.2	01.9	21.3	100.0
FTA (%)	00.2	16.5	00.0	07.5	00.0	29.2	100.0	15.2	13.6	12.5	21.8	03.6	21.3	100.0
CR	16.81	18.70	18.75	18.81	18.12	20.69	20.78	32.40	32.72	32.38	32.37	33.12	32.96	33.27
Metric	Mac Raw:23.24 Formatted:32.26							OpenSSH Raw:19.94 Formatted:48.41						
	Drain	AEL	IPLoM	LFA	LogCluster	Brain	GT	Drain	AEL	IPLoM	LFA	LogCluster	Brain	GT
GA (%)	76.1	79.7	65.3	59.2	46.2	83.4	100.0	70.7	70.5	77.9	15.5	21.6	66.3	100.0
FGA (%)	22.9	79.3	64.5	64.6	06.8	75.4	100.0	87.2	68.9	89.7	50.6	00.6	73.7	100.0
PA (%)	35.7	24.5	07.3	22.7	21.3	32.5	100.0	58.6	36.4	19.4	05.4	18.8	48.1	100.0
RTA (%)	25.1	20.1	26.7	08.0	14.1	33.5	100.0	50.0	39.5	21.1	15.8	31.6	39.5	100.0
PTA (%)	04.0	20.9	22.0	09.1	01.0	33.5	100.0	47.5	28.8	20.0	14.6	00.3	34.5	100.0
FTA (%)	06.9	20.5	24.1	08.5	01.9	29.4	100.0	48.7	33.3	20.5	15.2	00.5	34.5	100.0
CR	37.38	43.97	37.81	37.60	40.60	41.94	41.65	75.67	74.89	74.58	73.27	58.62	59.77	75.64
Metric	BGL Raw:21.27 Formatted:34.19							HDFS Raw:15.26 Formatted:18.88						
	Drain	AEL	IPLoM	LFA	LogCluster	Brain	GT	Drain	AEL	IPLoM	LFA	LogCluster	Brain	GT
GA (%)	91.9	91.5	89.6	73.3	75.6	92.0	100.0	99.9	99.9	90.9	74.8	55.8	96.0	100.0
FGA (%)	62.4	58.7	69.2	43.2	00.3	69.5	100.0	93.5	76.4	00.5	81.8	00.0	66.7	100.0
PA (%)	40.7	40.6	33.8	22.8	30.6	39.5	100.0	62.1	62.1	29.0	15.3	40.3	92.9	100.0
RTA (%)	22.2	18.4	12.5	05.6	14.4	23.7	100.0	60.9	54.3	26.1	04.3	06.5	66.7	100.0
PTA (%)	09.3	14.9	12.9	05.0	00.0	18.4	100.0	60.9	58.1	00.0	04.8	00.0	66.7	100.0
FTA (%)	17.1	16.5	12.7	05.3	00.1	18.4	100.0	60.9	56.2	00.1	04.5	00.0	66.7	100.0
CR	35.20	34.88	34.80	35.06	34.39	34.03	34.94	19.49	19.59	18.98	19.30	18.82	19.24	19.47

leads to *better compression*. To investigate this, we measured the Spearman correlation between six parsing accuracy metrics and the CR. The results in Figure 10: out of 84 correlations, only 12 have an absolute value greater than 0.7. No single metric shows a stable relationship with CR across datasets. When aggregated (Figure 11), the correlation remains weak, with the highest coefficient being a mere 0.280.

These results strongly suggest a **misalignment between the objectives of current log parsers (i.e., template accuracy) and the actual requirements of log compression**.

Answer to Q1: Log parsing enhances the compression ratio, but higher parsing accuracy does not reliably lead to a better compression ratio.

A.5 Answer to Q2

The weak correlation found in Q1 naturally leads to Q2: if not parsing accuracy, what structural properties of a processed log make it highly compressible? Our analysis, which deconstructed the parsing pipeline and investigated the underlying mechanisms, reveals one dominant principle: **effective pattern-based grouping**.

Formatting, as a Basic Pattern-based Grouping, Dominates Compression Gains. Most parsers operate in two stages: log formatting and template extraction. We found that the initial formatting stage, a basic pattern-based grouping of structured fields like `<Time>` and `<Level>`, accounts for the vast majority of compression gains. For example, on the OpenStack dataset, formatting alone achieves a CR of 18.23. Subsequent template extraction by even the best-performing parser, LFA, only incrementally increases this to 18.81. This phenomenon is prevalent in datasets like HPC, and BGL, where template extraction provides minimal or even slightly negative improvements (due to template indexing overhead). For the other datasets, the formatting stage is also responsible for the majority of the compression ratio gains from log parsing, typically contributing more than half of the total improvement. Taking the Zookeeper dataset as an example, formatting alone raised the compression ratio from 27.55 (raw) to 61.69, a gain of over 34, while further event parsing only added about 15. Likewise, in the Hadoop dataset, formatting contributed to 2/3 of the overall improvement.

Effective Template Extraction is also a Form of Refined Pattern-based Grouping. Following our first insight, we investigate the question: When does event parsing actually contribute or not to compression? We begin by examining cases where it provides minimal benefit to formatted logs. In the BGL dataset, for instance, the maximum improvement in compression ratio from event parsing is less than one point. We found that BGL logs are structurally simple: excluding the

header, out of over 4.6 million log lines, approximately two million contain no variables, and another 1.7 million follow the pattern generating core.XXXX, where XXXX represents a randomly generated number ranging from 0 to 100,000. According to the prevailing theory in log compression research, extracting such variable converting "generating core.123" into a template ID should eliminate significant redundancy. However, our results show that this process yields a negligible improvement in compression ratio. To understand what constitutes truly effective variable extraction, we turn our attention to the Apache dataset. Here, LogCluster initially achieves a conspicuously lower compression ratio. The root cause is its failure to correctly extract a numerical variable, the Child ID, which is of a similar type to the variables in BGL. This failure creates thousands of distinct templates like "Child 1234" and "Child 5233". Why does this failure have such a dramatic impact on compression? Because unlike the random numbers in BGL, the Child ID in Apache logs is highly patterned—it typically increments sequentially by one. After we assisted LogCluster in correctly extracting the Child ID, its compression ratio rose to a level on par with the other parsers.

Optimal Pattern-based Grouping Can Outperform Accurate Template Extraction. The results show that the highest compression ratio is often achieved not by the most accurate parser, but by the one that creates the most homogeneous, compressible groups, even if it means sacrificing formal parsing accuracy. On the Proxifier dataset, *IPLoM* achieves a CR of 26.4, higher than the Ground Truth's CR of 24.5. The Ground Truth correctly places all domain names into a single group under one wildcard. *IPLoM*, however, incorrectly splits this group into two: one for the *LAN domain pattern* (e.g., "dshytnh:80") and one for the *remote domain pattern* (e.g., "mtalk.google.com:5228"). This "inaccurate" but more refined grouping was superior because it created two more internally homogeneous, compressible, data streams. In essence, sacrificing formal accuracy to create more refined, pattern-homogeneous groups directly improved the compression ratio.

Conclusion. These findings collectively demonstrate that pursuing parsing accuracy is a flawed strategy for log compression. The true driver of efficiency is the creation of **homogeneous groups of words that share a common, compressible pattern**. *DeLog*.

Answer to Q2: A log representation is compression-friendly when it **achieves pattern-based grouping**, as this creates homogeneous data streams amenable to specialized encoding. This is more critical than achieving perfect parsing accuracy.

Table 12: The Compression Ratio (CR) of Specialized Log Compressors and General-Purpose Compressors. The best result is in **bold**.

Dataset	gzip	bzip2	lzma	LogReducer	LogShrink	Denum	DeLog	DeLog-L
Android	7.515	12.740	19.399	20.776	21.857	32.494	30.354	28.634
Apache	20.872	31.589	30.754	43.028	55.940	58.517	59.648	49.872
BGL	11.808	15.463	22.053	38.600	42.385	41.804	45.682	36.106
Hadoop	19.207	32.358	37.592	52.830	60.091	78.546	79.626	67.660
HDFS	10.144	14.048	15.615	22.634	27.319	25.670	29.013	28.386
HealthApp	10.283	13.823	15.830	31.694	39.072	44.472	55.934	31.921
HPC	10.215	12.741	19.787	32.070	35.878	45.275	46.842	26.946
Linux	10.133	14.723	19.984	25.213	29.252	30.449	30.626	21.149
Mac	11.385	18.111	23.878	35.251	39.860	40.789	43.687	40.923
OpenSSH	16.042	22.858	22.266	86.699	103.175	101.654	106.012	60.313
OpenStack	11.387	15.237	15.654	16.701	22.157	22.238	23.754	21.783
Proxifier	14.838	23.673	21.086	25.501	27.029	27.288	30.784	28.528
Spark	16.049	26.461	23.131	59.470	59.739	59.470	61.788	48.701
Thunderbird	15.755	25.363	28.536	49.185	48.434	63.824	68.647	61.984
Windows	16.811	67.489	217.846	342.975	456.301	481.350	541.569	519.578
Zookeeper	22.695	36.164	30.020	94.562	116.981	135.251	154.926	47.373
Average	13.370	23.738	34.499	60.928	74.091	80.568	88.056	69.991

B Extended Experimental Results

B.1 Experimental Setting

The experimental environment, including the hardware and software platforms, is identical to that detailed in our main paper.

To ensure a fair comparison, all general-purpose compressors (gzip, bzip2, and lzma) were configured to use their highest compression level (e.g., -9 for gzip). Furthermore, the input log files were partitioned into 100K lines blocks, and these blocks were subsequently compressed in parallel using 4 threads. This block-based, multi-threaded approach was chosen to maintain consistency with the processing model of the specialized log compressors, thus providing a comparable performance baseline.

Compression Ratio Comparison with General-Purpose Compressors Table 12 extends the analysis from the main paper by comparing the compression ratio (CR) of specialized log compressors against widely-used general-purpose compressors, namely gzip, bzip2, and lzma. The results unequivocally demonstrate the significant advantage of a domain-specific approach for log data. DeLog achieves an average CR of 88.056, which is more than 2.5 times higher than lzma (34.499), the most effective general-purpose compressor in this comparison. This performance gap underscores the limitations of general-purpose algorithms, which treat logs as generic text and fail to exploit the highly structured and repetitive nature of log templates and parameters. Even the baseline

specialized compressors like LogReducer and Denum consistently outperform gzip, bzip2, and lzma, validating the core motivation for developing dedicated log compression solutions to maximize storage savings.

Compression Speed Comparison with General-Purpose Compressors Table 13 provides a comparative analysis of compression speed, revealing a classic trade-off between speed and compression ratio. As the data shows, gzip achieves the highest compression speed across nearly all datasets, with an average speed of 96.1 MB/s. This exceptional speed is a key reason for its widespread use in scenarios where low latency is critical, such as on-the-fly data transmission. However, as established in Table 12, this speed comes at the cost of a significantly lower compression ratio. In contrast, DeLog (21.4 MB/s) and DeLog-L (19.4 MB/s) offer a more balanced profile. While not as fast as gzip, they are substantially faster than other high-ratio compressors like lzma (12.9 MB/s) and bzip2 (18.4 MB/s), and significantly outperform their direct competitors in the specialized domain. This positions DeLog as a strong candidate for scenarios requiring both high compression efficiency and robust throughput, occupying a “sweet spot” that general-purpose tools cannot fill.

Decompression Speed Comparison with General-Purpose Compressors Table 14 details the decompression performance of all methods, a critical metric for log analysis and query workloads. The results highlight the exceptional design of DeLog-L, which achieves the highest decompression

Table 13: The Compression Speed (MB/s) of Specialized Log Compressors and General-Purpose Compressors. The best result is in **bold**.

Dataset	gzip	bzip2	lzma	LogReducer	LogShrink	Denum	DeLog	DeLog-L
Android	118.382	34.162	17.675	3.096	0.448	15.427	25.232	22.423
Apache	25.975	5.335	5.877	0.665	0.292	3.881	7.842	6.325
BGL	137.964	34.158	12.234	12.020	1.623	16.189	27.890	22.341
Hadoop	138.091	20.306	16.914	2.976	0.508	17.449	32.393	29.784
HDFS	146.022	25.650	11.373	14.280	1.812	17.444	31.232	29.932
HealthApp	78.193	22.717	7.002	0.681	1.220	10.550	19.523	14.032
HPC	71.300	24.759	9.402	3.850	1.430	10.617	20.081	16.849
Linux	14.326	5.492	3.026	0.159	0.077	2.394	3.893	3.423
Mac	49.912	9.354	6.399	0.620	0.210	5.018	10.423	10.042
OpenSSH	123.861	23.819	11.661	6.656	1.365	14.919	30.683	28.823
OpenStack	112.333	13.143	7.938	5.516	1.142	9.735	14.978	12.734
Proxifier	14.849	4.924	4.295	0.356	0.060	2.679	4.231	4.534
Spark	139.263	28.948	15.804	12.292	1.320	16.828	28.342	26.442
Thunderbird	181.358	29.166	20.265	8.435	1.321	13.460	29.181	28.712
Windows	243.221	16.929	50.948	13.138	1.931	20.617	46.238	46.374
Zookeeper	43.249	6.797	5.385	1.331	0.432	5.466	10.003	8.321
Average	96.144	18.428	12.887	5.379	0.950	11.417	21.394	19.435

speed on every single dataset, averaging 177.6 MB/s. This performance surpasses not only other specialized compressors but also fast general-purpose tools like `gzip` (166.6 MB/s on average). The standard `DeLog` is also highly competitive, performing on par with leading specialized tools and faster than many general-purpose ones. This superior decompression speed is attributable to `DeLog`'s structured format, which enables efficient and direct data reconstruction. The analysis confirms that while general-purpose compressors offer a range of performance profiles, `DeLog` and its variants provide a solution that uniquely combines state-of-the-art compression ratios with best-in-class decompression speeds, making it ideally suited for modern log management systems.

Revisiting the Evaluation of Log Parsers.

Revisiting the Evaluation of Log Parsers. In reproducing the experiments of existing log parsers, we discovered significant issues within the LogPAI evaluation framework that lead to inaccurate accuracy measurements. Our reported accuracies therefore differ from those in many previous studies, and we contend that our figures represent a more precise assessment. The discrepancies stem from two primary sources of error in the original LogPAI implementation, which we have corrected:

1. **Incorrect Ground Truth Preprocessing:** The evaluation script is intended to preprocess ground truth logs by replacing known variable patterns with a generic `<*>` placeholder. However, a critical implementation bug exists for some parsers where the correct code, `line`

`= re.sub(currentRegex, "<*>", line)`, was mistakenly written as `line = re.sub(currentRegex, "", line)`. This error, which replaces variables with an empty string instead of the placeholder, fundamentally alters the log structure and invalidates the subsequent accuracy comparison.

2. **Inconsistent Placeholder Representation:** The framework fails to correctly evaluate parsers that use non-standard placeholders. For instance, `LogCluster` generates valid variable tags like `*{1.1}`, which encode variable attributes. The LogPAI evaluation script, hard-coded to expect only `<*>`, incorrectly marks these correct results as parsing failures.

By rectifying these issues in our evaluation harness, we ensure a fair and accurate comparison across all parsers. The impact of these corrections is substantial, leading to accuracy differences of tens of percentage points compared to the original, uncorrected framework. This suggests that the baseline accuracies reported in numerous log parsing papers may require re-evaluation.

Table 14: The Decompression Speed (MB/s) of Specialized Log Compressors and General-Purpose Compressors. The best result is in **bold**.

Dataset	gzip	bzip2	lzma	LogReducer	LogShrink	Denum	DeLog	DeLog-L
Android	204.995	109.704	186.546	1.084	0.162	135.982	123.230	221.034
Apache	33.834	24.242	33.612	1.516	0.532	24.724	36.434	59.342
BGL	255.416	135.767	215.952	7.482	0.872	196.472	134.193	276.694
Hadoop	205.961	97.823	195.559	3.055	0.189	66.891	103.101	223.342
HDFS	254.291	112.512	213.144	8.674	0.881	172.330	181.481	294.743
HealthApp	125.632	62.419	105.974	2.071	Error	28.601	69.543	134.534
HPC	98.780	66.755	83.820	2.170	1.107	76.910	78.203	140.324
Linux	15.338	12.094	13.209	0.233	0.096	7.770	22.004	29.231
Mac	79.649	39.054	74.091	0.493	0.123	26.991	45.943	92.439
OpenSSH	177.018	102.718	144.722	4.404	0.730	173.240	143.231	243.234
OpenStack	203.104	69.388	144.861	6.546	0.866	67.512	89.782	153.423
Proxifier	15.359	12.622	15.108	0.083	0.071	7.879	20.799	43.433
Spark	191.603	113.142	163.529	3.781	0.520	197.253	185.762	275.839
Thunderbird	273.692	144.131	252.886	3.556	0.437	112.234	156.234	327.481
Windows	370.157	144.748	414.001	11.487	0.823	233.171	282.328	548.323
Zookeeper	60.605	35.427	56.026	0.456	0.733	30.532	38.932	78.343
Average	166.584	86.447	147.253	3.503	0.476	97.406	98.200	177.605