

LiViBench: An Omnimodal Benchmark for Interactive Livestream Video Understanding

Xiaodong Wang¹, Langling Huang¹, Zhirong Wu¹, Xu Zhao², Teng Xu^{2*}, Xuhong Xia², Peixi Peng^{1*}

¹School of Electronic and Computer Engineering, Peking University

²Douyin Group

{wangxiaodong21s@stu., pypeng@}pku.edu.cn

Abstract

The development of multimodal large language models (MLLMs) has advanced general video understanding. However, existing video evaluation benchmarks primarily focus on non-interactive videos, such as movies and recordings. To fill this gap, this paper proposes the first omnimodal benchmark for interactive livestream videos, LiViBench. It features a diverse set of 24 tasks, highlighting the perceptual, reasoning, and livestream-specific challenges. To efficiently construct the dataset, we design a standardized semi-automatic annotation workflow that incorporates the human-in-the-loop at multiple stages. The workflow leverages multiple MLLMs to form a multi-agent system for comprehensive video description and uses a seed-question-driven method to construct high-quality annotations. All interactive videos in the benchmark include audio, speech, and real-time comments modalities. To enhance models' understanding of interactive videos, we design tailored two-stage instruction-tuning and propose a Video-to-Comment Retrieval (VCR) module to improve the model's ability to utilize real-time comments. Based on these advancements, we develop LiVi-LLM-7B, an MLLM with enhanced knowledge of interactive livestreams. Experiments show that our model outperforms larger open-source models with up to 72B parameters, narrows the gap with leading proprietary models on LiViBench, and achieves enhanced performance on general video benchmarks, including VideoMME, LongVideoBench, MLVU, and VideoEval-Pro.

Code —

<https://github.com/Wang-Xiaodong1899/LiViBench>

Introduction

The rapid advancement of Multimodal Large Language Models (MLLMs) has driven significant progress in general video understanding (Comanici et al. 2025; Guo et al. 2025). Challenging benchmarks can drive rapid progress in model capabilities. Accordingly, many recent efforts have advanced the video understanding benchmark ecosystem by introducing more challenging tasks and longer videos (Fu et al. 2025; Wang et al. 2024a). However, existing video benchmarks primarily focus on non-interactive content, such as movies, recordings, and short videos, and lack coverage

of interactive videos, such as livestreams that involve rich and frequent interactions between streamers and audiences. Given the growing prevalence of livestreams in online video consumption, enhancing models' ability to understand such interactive content has become increasingly important.

Unlike general videos, livestreams are inherently interactive, emphasizing real-time engagement between streamers and their audiences. This interaction includes, but is not limited to, gift-giving, live conversations, audiences' real-time comments, and multi-person co-streaming. These interactive features demonstrate the unique characteristics of livestreams. Despite recent advancements in MLLMs, it remains unclear how effectively these models can comprehend these types of interactive videos.

To address the lack of interactive video content in existing video understanding benchmarks and evaluate the comprehension capabilities of MLLMs on livestream videos, we introduce LiViBench, the first omnimodal interactive video benchmark. The benchmark focuses on human-centered themes and covers 9 vertical domains of interactive livestream (e.g., chatting and singing), and the task taxonomy comprehensively includes 24 distinct tasks (e.g., multi-person interaction and behavior reasoning). These tasks span a broad range of categories, including general perception and reasoning, knowledge-based question answering, and livestream-specific tasks that highlight the interactive characteristics of livestream scenes. LiViBench comprises 3,168 livestream videos with durations ranging from 14 seconds to 33 minutes, along with 3,175 high-quality multiple-choice questions. At the same time, we introduce rich and heterogeneous data to enable a more comprehensive evaluation, covering audio, speech, and comments.

Constructing a video benchmark poses challenges to video annotation and question quality. While prior work has either lacked transparency (Fu et al. 2025; Wu et al. 2024) or relied entirely on automated annotations (Han et al. 2025), we design a standardized semi-automatic annotation workflow, and incorporate human-in-the-loop at multiple stages. To reduce the bias introduced by MLLMs during automatic annotation, we first use multiple MLLMs to build a multi-agent system that comprehensively describes the video. For each task, we construct a seed question library through automatic generation using proprietary models, followed by human revision and augmentation. Using

*Corresponding author.

a seed-question-driven strategy, models generate candidate questions for each video, which are then screened and refined by humans. Both models and humans provide answers to the selected questions. Finally, human annotators conduct thorough quality control on the resulting multi-choice QA set to ensure clarity, correctness, and relevance.

Based on the constructed LiViBench, we perform a comprehensive evaluation of both state-of-the-art proprietary models and open-source models. Preliminary experiments reveal that proprietary models (e.g., GPT-4o and Gemini-2.5-Pro) exhibit notable limitations in understanding interactive videos, and large-scale open-source models also demonstrate constrained performance. These limitations are likely due to the lack of instruction-tuning datasets specifically designed for interactive videos. To address this, we construct an instruction-tuning dataset comprising 37,953 machine-annotated and 11,180 manually annotated samples for interactive videos. We further propose a tailored two-stage instruction tuning strategy to fully leverage the training data.

In the livestream video domain, real-time comment is a unique and important modality. The sheer volume of these comments poses significant challenges for both the input context length and the information extraction abilities of MLLMs. To evaluate their impact on video understanding, we incorporate the real-time comments into each task. To better leverage these comments, we propose a Video-to-Comment Retrieval (VCR) module that retrieves relevant comments using video features. Together with the tailored instruction tuning, we develop LiVi-LLM-7B, a video understanding model enriched with enhanced knowledge of interactive livestreams. Experimental results demonstrate that our model outperforms larger open-source models with up to 72B parameters and narrows the gap to the best proprietary models on LiViBench. It also shows strong generalization across general video benchmarks of varying lengths, including Video-MME, LongVideoBench, MLVU, and VideoEval-Pro. The contributions are as follows:

- We propose the first omnimodal benchmark specifically designed for interactive livestream videos, LiViBench, with audio, speech, and comment modalities. The comprehensive evaluation shows that some proprietary models (e.g., GPT-4o and Gemini) have limited performance on this new benchmark.
- We propose a standardized semi-automatic annotation workflow that introduces human-in-the-loop in multiple stages. The multi-agent mechanism and seed question library are introduced to efficiently construct high-quality evaluation data and instruction-tuning data.
- We design tailored instruction tuning and a video-to-comment module to build the comprehension-enhanced model: LiVi-LLM-7B. It outperforms larger open-source models, including those with up to 72B parameters, and narrows the gap with the best proprietary models.

Related Work

Multi-Modal Large Language Models

Multimodal Large Language Models (MLLMs) (Hurst et al. 2024; Anthropic 2024; Comanici et al. 2025) have achieved

significant advancements in video understanding tasks. These models typically treat video as a sequence of images and connect the output of the visual encoder to a large language model (LLM) through a modality alignment module, enabling visual content understanding and reasoning. The architecture and training paradigms of video understanding systems continue to evolve. Early works incorporate Q-Former (Li et al. 2023) to extract informative video features while reducing the number of visual tokens (Zhang, Li, and Bing 2023; Ren et al. 2024; Wang et al. 2024b). Then, some works adopt a simpler approach by using an MLP to directly project the processed visual features into the feature space of the LLM (Zhang et al. 2024a; Liu et al. 2025c; Maaz et al. 2023). Recently, Qwen2.5-VL (Bai et al. 2025) fuses adjacent frames at the input stage and further compresses encoded multiple visual tokens into a single token, which is then connected to the language model via MLP. To enhance temporal awareness and achieve event-level localization, TimeChat (Ren et al. 2024) introduces explicit temporal textual prompts, TimeSuite (Zeng et al. 2025) incorporates the TAPE module to capture temporal structures, and Qwen2.5-VL utilizes the MRoPE to model inter-frame temporal relationships. Regarding training data, many works adopt a hybrid data training strategy. For instance, InternVL2.5 (Chen et al. 2024a) and Qwen2.5-VL are trained on a combination of single images, multi-frame image sequences, and videos. Additionally, post-training techniques are widely used to improve reasoning performance (Zhu et al. 2025a; Wang et al. 2025; Wang and Peng 2025).

Moreover, researchers are actively exploring omnimodal models capable of processing text, images, videos, and audio, e.g., (Cheng et al. 2024), (Xu et al. 2025), (Yao et al. 2024), and (Liu et al. 2025b), aiming to further expand the perceptual capabilities of omnimodal systems. Despite the strong performance of the aforementioned models in general video understanding tasks, their adaptability to live streaming scenarios remains underexplored. Related model Kwai-Keye (Team et al. 2025a) is primarily optimized for non-interactive short videos and struggles to process interactive livestream videos. Therefore, our work targets interactive livestream video understanding. We introduce an omnimodal benchmark for interactive videos and develop a model enriched with interactive knowledge.

Multi-Modal Video Benchmarks

The introduction of various benchmarks has promoted the development of MLLMs. Existing video benchmarks mainly focus on general video understanding tasks, such as short video understanding tasks (Xu et al. 2016; Yu et al. 2019; Li et al. 2024; Fang et al. 2024; Hong et al. 2025b; Liu et al. 2024; Shangguan et al. 2024), video temporal grounding tasks (Gao et al. 2017; Lei, Berg, and Bansal 2021; Rohrbach et al. 2014), video reasoning tasks (Hu et al. 2025; Zhao et al. 2025; Rasheed et al. 2025; Zhu et al. 2025b; Han et al. 2025), long video understanding tasks (Fu et al. 2025; Wang et al. 2024a; Zhou et al. 2024; Ma et al. 2025), in order to perceive the real world more comprehensively, some audio-visual benchmarks have been proposed (Li et al. 2022; Geng et al. 2025; Hong et al. 2025a).

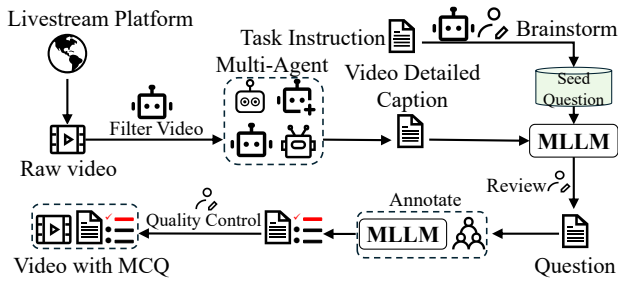


Figure 1: Dataset generation pipeline.

Some other benchmarks focus on specific domains, such as first-person videos (Mangalam, Akshulakov, and Malik 2023), cinematic language (Liu et al. 2025a), video comments (Lei et al. 2025), video quality and aesthetics (Jia et al. 2025), content moderation on short video platforms (Lu et al. 2025), and offline short videos from Kuaishou (Team et al. 2025b). Despite the emergence of benchmarks, current video understanding benchmarks mainly focus on non-interactive videos. With the rapid growth of social media platforms such as Instagram Live and TikTok Live, livestream videos have become increasingly prevalent, bringing with them complex multimodal tasks that challenge existing model capabilities. A benchmark that can evaluate the ability of MLLMs to understand such data is needed. Therefore, we propose LiViBench, the first omnimodal livestream video benchmark.

Method

Video Curation

To evaluate the capability of MLLMs in understanding interactive livestream videos, we curate a diverse and comprehensive dataset from publicly accessible livestream videos. This dataset comprises synchronized multi-modal data, including video, audio, speech, and user comments, which provides rich contextual information. To facilitate human-centered video comprehension, reasoning, and knowledge-based question answering, we focus on livestream categories primarily related to entertainment, including genres like singing, dancing, and chatting. The distribution of these vertical domains is shown in the lower left part of Fig. 2.

Video data filtering To ensure video diversity, we filter out static and simple videos with minimal frame changes. We employ a proprietary model, Seed1.5-VL, to score each video’s spatiotemporal complexity on a scale from 1 to 10, and filter out those scoring below 3. We also exclude videos that focus on web games or e-commerce. After filtering over 30,000 videos, we retain 5,245 videos with durations ranging from 20 seconds to 60 minutes, which form the basis of our benchmark.

Multi-Agent Seed-guided Video QA Generation Pipeline

Constructing a video benchmark requires detailed annotation of the video. At the same time, designing and answering questions based on videos demands careful handling of temporal information, which makes the annotation process

more difficult and costly. Previous works (Fu et al. 2025; Wu et al. 2024) rely entirely on manual annotation to design questions and answers, involving high labor costs. Recent fully automated efforts, such as (Han et al. 2025), rely solely on a single model for video captioning and then use GPT-4o to generate questions and answers. However, this method introduces too many biases from the captioning model, and the result questions and options tend to be lengthy, influenced by the preferences of the language model.

To address these issues, we propose a novel video QA generation pipeline as shown in Fig. 1, characterized by multi-agent annotation, seed-based question-posing, and human-in-the-loop at multiple stages. To mitigate the impact of model bias in video descriptions, we build a multi-agent system composed of several large multimodal models with large parameter sizes, including LLaVA-Video, Qwen2.5-VL, Intern3VL, and Seed1.5-VL. Based on their unique characteristics and capabilities, we develop specialized instructions for each agent, ensuring they generate only the content necessary for their specific tasks. Through the collaboration of different experts, the resulting detailed video description is no longer limited by the capabilities of a single model, but contains richer and more comprehensive content.

We design 24 tasks grouped into 5 categories: 4 coarse-grained perception tasks, 6 fine-grained perception tasks, 3 knowledge-based reasoning tasks, 4 general reasoning tasks, and 7 livestream-specific tasks. To ensure controllability and high-quality QA generation, we introduce a seed question-driven framework that generates questions based on detailed video descriptions. Specifically, we first define task-specific instructions and employ a proprietary model to extract and summarize question patterns from previous work, generating candidate seed questions for each task. Human annotators then review the questions to remove unreasonable or overly simple questions, revising them as needed to form a curated seed question library. Leveraging this library and detailed video descriptions from the multi-agent pipeline, the proprietary model generates candidate questions tailored to specific tasks. Finally, annotators review both the videos and the generated questions, filtering or refining those that are ambiguous, overly simple, or irrelevant. For the video question set of all tasks after quality control, we employ a proprietary model and human annotators to generate answers and propose alternative distractors, forming the initial multiple-choice questions. Subsequently, for each question, annotators are required to carefully review the corresponding video content to verify the correctness of the answer and remove or refine any misleading or inappropriate distractors.

Data Analysis

This section presents a detailed data analysis. The dataset includes 3,168 videos, each with audio, comments, and ASR information. As shown in Fig. 2, the videos mainly belong to entertainment-related livestream categories. Their durations range from 14 seconds to 33 minutes and are grouped into four categories: very short, short, medium, and long. The duration and task distribution are also shown in Fig. 2.

Due to the real-time interactive nature of livestream videos, they are often accompanied by numerous real-time

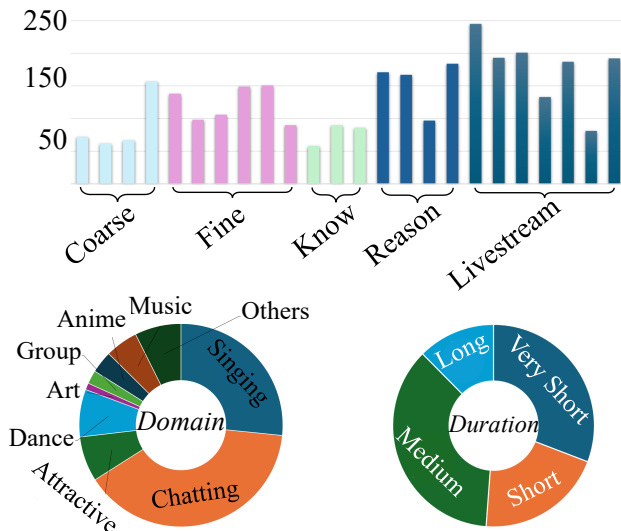


Figure 2: The statistical analysis of our LiViBench.

comments and automatic speech recognition (ASR) transcripts. We analyze the distribution of ASR and comment counts within the videos, as shown in Fig. 3. The dataset contains approximately 1.45 million comments, with an average length of 12.15 Chinese characters. To illustrate the characteristics of livestream videos, we generate word clouds based on the question and option sets, shown in Fig. 4. In the question set, terms like “performance,” “action,” and “interaction” appear frequently, while words such as “anchor” and “audience” dominate the option set. This distribution reflects the benchmark’s focus on livestream-specific features, particularly those related to performance dynamics and interactive behavior.

LiVi-LLM

To enhance the ability of open-source MLLMs to understand interactive livestream videos, we construct an instruction-tuning dataset enriched with interactive knowledge. Based on a carefully designed two-stage instruction tuning strategy and the efficient use of comments through a Video-to-Comment Retrieval (VCR) module in Fig. 5, we develop LiVi-LLM-7B, a high-performance and efficient omnimodal model for livestream video understanding. The following sections detail the model’s training and inference processes.

Instruction Tuning

The left part of Fig. 5 illustrates the architecture and training process of the model. Given a livestream video, we extract the video frames and audio from it, respectively. For continuous video frames, we use Qwen2.5-VL’s visual encoder for spatiotemporal encoding and convert them into video tokens. For audio streams, we use Qwen2-Audio to encode them into audio tokens. To fuse the video and audio representations, a transformer decoder is used to aggregate the features. The fused tokens are then input into the large language model along with the query’s text tokens. The parameters of the model are initialized from Owen-2.5-Omni.

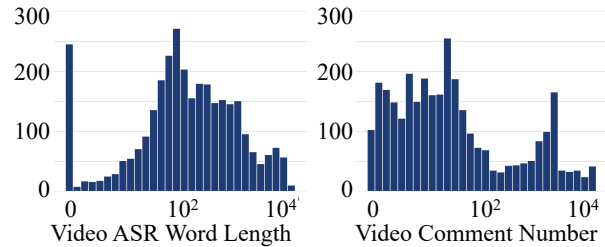


Figure 3: The ASR and comment distribution.



Figure 4: The word clouds of our LiViBench.

The data generation pipeline proposed in Sec. can be directly extended to the construction of instruction fine-tuning data in the livestream field. We collect over 100,000 livestream videos, each ranging from 1 to 5 minutes in length. To ensure content richness, we use a multimodal large language model to analyze the number of distinct scenes in each video and retain only those containing more than one scene. For each selected video, agents consisting of one or more models generate 1 to 3 questions along with corresponding answers. To improve the accuracy of instruction tuning data while balancing annotation costs, we sample a portion of the data for human review and annotation. These higher-quality samples are used for fine-grained tuning of the model. In total, we obtain 37,953 synthetic samples without human review and 11,180 manually refined samples.

During instruction tuning, we adopt a carefully designed two-stage training strategy. In the first stage, the model is fine-tuned on synthetic data without manual review to align the model to the interactive video domain. To balance domain specificity with generalization, we also incorporate general video data (Zhang et al. 2024b), helping the model retain general video understanding capabilities. In the second stage, we perform fine-grained tuning using manually annotated data to further enhance the model’s accuracy and robustness on video understanding tasks.

Inference with Video-to-Comment Retrieval

Instruction tuning on the specific interactive video domain can enhance the understanding ability of MLLMs for livestream videos. But the core difference between livestream videos and general videos is real-time interaction, such as real-time user comments during live streaming. However, the massive amount of real-time comments poses a huge challenge to the model’s context and information extraction capabilities. To this end, this paper proposes a Video-to-Comment Retrieval (VCR) module that aims to obtain more relevant comments from massive comments.

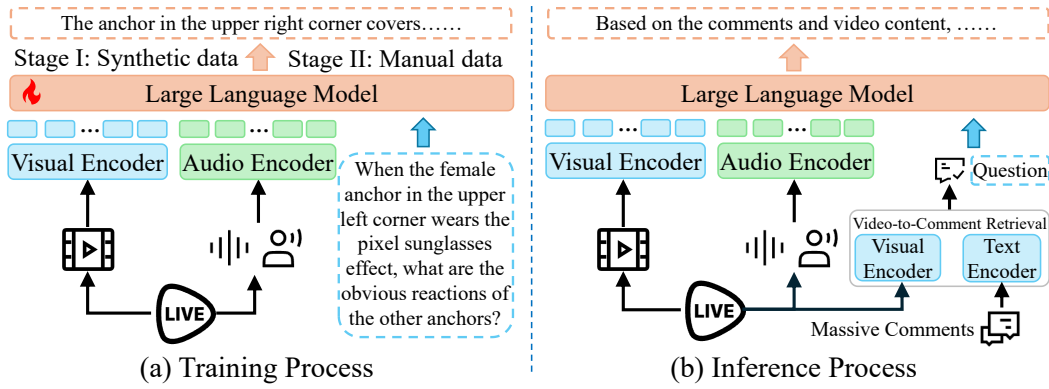


Figure 5: LiVi-LLM architecture. (a) Training process: In the first stage, the model is aligned to the interactive video domain using synthetic data; in the second stage, it undergoes fine-grained tuning with manual data. (b) Inference process: The model integrates a video-to-comment retrieval module to fully use omni-modality to enhance the comprehensive understanding.

For efficient retrieval, we uniformly sample video frames from a video, and use Chinese-CLIP (Yang et al. 2022) to obtain embeddings for each frame. We use a text encoder to encode all comments into text embeddings. By calculating the similarity between frame embeddings and text embeddings, we can obtain the top-k relevant comments corresponding to each frame. All retrieved relevant comments are sorted in chronological order, and together with the question as text context, they are input into the fine-tuned model.

Experiment

Settings

The proposed benchmark includes a total of 3175 Video QA. We evaluate 24 models and use the most suitable number of frames for each model for reasoning while ensuring the context does not overflow. The benchmark comprises 24 subtasks, categorized into five evaluation groups: 4 coarse-grained general perception tasks (Coarse), 6 fine-grained general perception tasks (Fine), 3 knowledge-based question answering tasks (Know), 4 general reasoning tasks (Reason), and 7 livestream-specific tasks (Livestream). For evaluation, we report the average score of all models within each category and the overall score of the entire benchmark. More details refer to the supplementary material.

Main Results on LiViBench

The comprehensive evaluation results for LiViBench are presented in Tab. 1. The results indicate that general perception tasks (e.g., Coarse and Fine) consistently outperform other task types in terms of accuracy, for both proprietary and open-source models. The livestream-specific tasks are the most challenging for all models. Among proprietary models, Gemini-2.5-Pro and GPT-4o show limited performance on this benchmark. In contrast, Doubao-Seed-1.6 and Seed1.5-VL show promising results, with Seed1.5-VL attaining the highest overall score of 66.2%. Doubao-Seed-1.6 performs best on Coarse and Fine tasks, while Seed1.5-VL leads in tasks including knowledge, reasoning, and livestream-specific, which indicates that the model

has superior expert knowledge and reasoning ability in the livestream video domain. Among all open-source models, our model LiVi-LLM-7B significantly outperforms other large-scale open-source models with up to 72B parameters, including Qwen2.5-VL-72B. It also surpasses proprietary models such as GPT-4o and Gemini-2.5-Pro. Notably, LiVi-LLM achieves the best overall accuracy of 64.4%, matching the top-performing InternVL3-78B model. To showcase the unique features of the benchmark, we provide qualitative examples in Fig. 6. Compared to general proprietary models, our model demonstrates enhanced understanding and reasoning abilities in interactive video scenarios.

Results on General Video Benchmarks

To demonstrate the comprehensive capabilities of our model, we conduct experiments on various general video benchmarks, including Video-MME (Fu et al. 2025), MLVU (Zhou et al. 2024), LongVideoBench (LongVB) (Wu et al. 2024), and VideoEval-Pro (Ma et al. 2025). In Tab. 3, compared with the state-of-the-art models of similar parameter size, our model demonstrates promising results across all benchmarks, including the best scores on all tasks of Video-MME and VideoEval-Pro. These results indicate that our model not only excels in interactive live video understanding but also exhibits strong generalization capabilities.

Analysis

Audio impact analysis The results of the impact of audio for omnimodal models are in Tab. 2, including MiniCPM-o-26, Qwen2.5-Omni and LiVi-LLM-7B. MiniCPM-o-26 shows a performance drop across the first four categories, likely due to its limited ability to process audio. In comparison, both Qwen2.5-Omni and our model show notable improvement in most categories. We observe that all 3 models showed significant improvements in the livestream-specific category. This suggests that in the interactive video domain, audio plays a crucial role in improving video understanding.

Speech impact analysis The results of the impact of speech modality on model evaluation are also shown in



Figure 6: Qualitative examples of multi-choice questions from our LiViBench. The correct options are marked in green.

Model	Overall	Coarse	Fine	Know	Reason	Livestream
Proprietary MLLMs						
Gemini 2.5 Flash (Comanici et al. 2025)	53.0	63.6	62.9	56.4	51.5	43.9
Gemini 2.5 Pro (Comanici et al. 2025)	56.1	65.0	68.4	58.1	51.3	48.2
GPT-4o (Hurst et al. 2024)	56.3	67.0	66.5	57.6	55.2	47.4
Seed1.5-VL (Guo et al. 2025)	66.2	70.9	71.4	68.8	70.7	59.1
Doubao-Seed-1.6 (ByteDance 2025)	64.9	72.9	73.2	60.2	68.4	56.8
Open-Source MLLMs						
LLaVA-Video-72B (Zhang et al. 2024b)	60.0	65.3	70.2	63.6	63.8	49.8
Qwen2.5-VL-32B (Bai et al. 2025)	59.4	73.1	69.1	57.6	61.3	49.1
Qwen2.5-VL-72B (Bai et al. 2025)	62.3	73.4	72.4	61.9	64.6	52.0
InternVL3-14B (Zhu et al. 2025a)	62.7	71.7	68.9	65.3	67.0	53.7
InternVL3-38B (Zhu et al. 2025a)	64.1	70.9	72.6	66.6	68.3	54.5
InternVL3-78B (Zhu et al. 2025a)	64.4	72.0	69.8	65.8	69.3	56.3
LLaVA-NeXT-Video (Zhang et al. 2024a)	37.5	40.7	40.5	44.8	32.3	36.1
InternVL2-8B (Chen et al. 2024b)	49.8	59.7	59.2	53.8	53.6	38.7
MiniCPM-v-26 (Yao et al. 2024)	50.5	58.9	59.9	58.5	54.2	39.1
LLaVA-Video-7B (Zhang et al. 2024b)	52.6	60.0	59.0	55.1	58.3	43.5
NVILA-8B-Video (Liu et al. 2025c)	53.3	61.1	56.2	58.1	56.8	46.6
Video-LLaMA3-8B (Zhang et al. 2025)	54.1	60.0	62.1	61.9	58.8	43.7
Keye-VL-8B-Preview (Team et al. 2025a)	55.2	68.7	65.4	51.7	52.6	47.2
MiniCPM-o-26 [†] (Yao et al. 2024)	56.0	65.3	62.1	61.9	59.9	46.5
InternVL2.5-8B (Chen et al. 2024a)	56.6	68.1	62.9	58.5	59.9	47.5
Qwen2.5-VL-7B (Bai et al. 2025)	58.3	65.5	69.2	57.6	59.7	49.1
InternVL3-8B (Zhu et al. 2025a)	59.8	68.4	66.9	58.5	63.0	51.7
InternVL3-9B (Zhu et al. 2025a)	60.0	67.3	67.8	59.4	63.0	51.7
Qwen2.5-Omni-7B [†] (Xu et al. 2025)	60.3	68.1	68.5	59.4	60.7	53.1
LiVi-LLM-7B [†] (Ours)	64.4	70.1	68.7	62.8	63.6	60.9

Table 1: LiViBench evaluation results across all categories. [†] indicates omnimodal models.

Model	Overall			Coarse			Fine			Know			Reason			Livestream		
	V	+A	+S	V	+A	+S	V	+A	+S	V	+A	+S	V	+A	+S	V	+A	+S
LLaVA-Video-7B	52.6	NA	55.4 [†]	60.0	NA	60.6 [†]	59.0	NA	61.0 [†]	55.1	NA	58.1 [†]	58.3	NA	58.8 [†]	43.5	NA	48.4 [†]
MiniCPM-o-26	56.0	54.7	57.9 [†]	65.3	65.3	67.0 [†]	62.1	61.2	61.8	61.9	58.5	62.8 [†]	59.9	51.6	59.7	46.5	48.5 [†]	51.2 [†]
Qwen2.5-Omni-7B	57.8	60.3 [†]	60.2 [†]	66.2	68.1 [†]	67.5 [†]	67.4	68.5 [†]	66.9	57.2	59.4 [†]	59.4 [†]	62.6	60.7	63.1 [†]	47.4	53.1 [†]	52.8 [†]
Qwen2.5-VL-7B	58.3	NA	59.8 [†]	65.5	NA	67.0 [†]	69.2	NA	68.4	57.6	NA	60.2 [†]	59.7	NA	59.4	49.1	NA	52.7 [†]
InternVL3-8B	59.8	NA	61.4 [†]	68.4	NA	70.6 [†]	66.9	NA	65.3	58.5	NA	59.4 [†]	63.0	NA	63.3 [†]	51.7	NA	55.8 [†]
LiVi-LLM-7B	61.4	63.9[†]	63.4 [†]	70.6	70.9[†]	68.7	69.1	68.6	68.7	63.2	65.3[†]	62.8	61.7	64.2[†]	62.1 [†]	53.6	58.7 [†]	59.6[†]

Table 2: Analysis of the impact of audio and speech. V: Video, A: Audio, S: Speech. We use ASR to represent speech modality.

Model	Video-MME				MLVU M-Avg	LongVB val total	VideoEval-Pro MCQ
	Short	Med	Long	Overall			
Proprietary MLLMs							
GPT-4o (Hurst et al. 2024)	80.0	70.3	65.3	71.9	64.6	66.7	59.5
Seed1.5-VL (Guo et al. 2025)	-	-	-	77.9	82.1	74.0	66.6
Doubao-Seed-1.6 (ByteDance 2025)	84.1	75.3	70.1	76.5	76.0	71.3	62.4
Open-Source MLLMs							
InternVL2-8B (Chen et al. 2024b)	68.0	52.0	48.9	56.3	56.3	54.6	39.9
Qwen2.5-VL-7B (Bai et al. 2025)	75.9	66.8	54.1	65.6	65.1	61.0	46.9
InternVL2.5-8B (Chen et al. 2024a)	75.3	61.5	55.8	64.2	68.9	60.0	45.5
InternVL3-8B (Zhu et al. 2025a)	77.5	67.3	54.1	66.3	71.4	58.8	48.4
Qwen2.5-Omni-7B (Xu et al. 2025)	78.1	67.4	57.6	67.7	70.0	58.7	48.9
LiVi-LLM-7B (Ours)	79.6	69.4	56.6	68.5	70.5	59.6	50.5

Table 3: Evaluation results on general video benchmarks.

Level	InternVL3-8B			Qwen2.5-VL-7B			LLaVA-Video-7B			Qwen2.5-Omni-7B			LiVi-LLM-7B		
	V	+Raw	+VCR	V	+Raw	+VCR	V	+Raw	+VCR	V	+Raw	+VCR	V	+Raw	+VCR
[0, 20)	60.6	59.3	58.8	59.9	59.3	59.0	52.8	54.1↑	54.3↑	60.4	60.8↑	61.3↑	63.7	63.6	63.8↑
[20, 100)	56.6	60.7↑	61.6↑	53.5	55.5↑	56.3↑	47.9	51.1↑	53.0↑	60.3	58.7	57.7	64.2	65.7↑	65.6↑
[100, 1k)	62.0	61.0	61.2	62.6	56.9	58.8	56.4	57.2↑	57.7↑	62.3	62.0	64.5↑	64.5	64.5	66.1↑
[1k, ∞)	60.6	59.9	63.4↑	57.5	49.0	54.9	57.1	29.5	58.8↑	58.2	54.7	59.7↑	63.8	55.3	63.0
Overall	59.8	60.0↑	60.4↑	58.3	56.6	57.7	52.6	50.2	55.0↑	60.3	59.5	60.5↑	63.9	63.0	64.4↑

Table 4: Analysis video comments impact. Raw: using raw comments. VCR: using Video-to-Comment Retrieval module.

Stage I	Stage II	LiViBench	Video-MME		
		Overall	Short	Med	Long
Baseline	-	60.3	78.1	67.4	57.6
Ours	X	62.9	<u>80.0</u>	<u>69.2</u>	<u>57.7</u>
Ours	Ours	63.9	79.6	69.4	56.6
LV+Ours	X	62.2	80.6	69.4	57.8
LV+Ours	Ours	<u>63.1</u>	80.6	69.4	57.3

Table 5: Ablation study of the data used in different training stages. LV indicates data from LLaVA-Video-178k.

Tab. 2. We use ASR to represent the speech modality. All models perform better in most categories and obtain an overall performance improvement. Using speech in fine-grained and reasoning tasks sometimes degrades model performance, suggesting that speech can sometimes be noisy and affect the understanding of video details. Comparing audio and speech modalities, we find that audio modality is more helpful. These findings highlight the importance of effectively leveraging modality information in interactive video understanding and may inspire future work.

Video comment impact analysis In order to analyze the processing capabilities of different models for comments, we divide all the comments in the benchmark into 4 levels according to comment number, including [0, 20), [20, 100), [100, 1k), [1k, ∞), as shown in Tab. 4. Using raw comments degrades the performance of most models, but InternVL3 is an exception since it uses far fewer frames and thus has more context space. To mitigate the adverse effect of massive comments, we propose VCR module. This module retrieves key comments, reduces the adverse effects of massive comments, and brings better performance than video-only.

Ablation Study

Impact of training data domain We test the data domain used in different stages in Tab. 5. We test different data used in the first stage. We can see that the first stage alignment training using only our synthetic data achieved better results on LiViBench. When general data (Zhang et al. 2024b) is added, performance on LiViBench decreases but improves across all three categories of Video-MME. In the second stage, further fine-tuning using our manual data continuously improves the performance of LiViBench while maintaining good generalization. This shows that our training data is effective in improving the performance on both LiViBench and general benchmarks. However, there is still a trade-off between interactive understanding tasks and general tasks. These findings indicate that interactive video data contributes meaningfully in both training stages, with the second stage playing a key role in strengthening the model’s interactive livestream knowledge.

Conclusion

This paper introduces LiViBench, the first omnimodal benchmark for interactive livestream video understanding. To construct LiViBench, we develop a standardized semi-automatic workflow for efficient annotation and data quality. We incorporate audio, speech, and real-time comments to build an omnimodal benchmark and perform comprehensive evaluation and analysis. In addition, we carefully build LiVi-LLM-7B, a video model enhanced with interactive knowledge that outperforms open-source models with up to 72B parameters, establishing a strong baseline and a new foundation for future research in interactive video understanding.

Acknowledgments

The study was funded by the Shenzhen Science and Technology Program (KQTD20240729102051063), the National Natural Science Foundation of China under contracts No. 62422602, No. 62372010, No. 62425101, No. 62332002, No. 62372010, and No. 62206281.

References

- Anthropic. 2024. Introducing the next generation of Claude, 2024. <https://www.anthropic.com/news/claude-3-5-sonnet>.
- Bai, S.; Chen, K.; Liu, X.; Wang, J.; Ge, W.; Song, S.; Dang, K.; Wang, P.; Wang, S.; Tang, J.; et al. 2025. Qwen2. 5-vl technical report. *arXiv preprint arXiv:2502.13923*.
- ByteDance. 2025. Introduction to Techniques Used in Seed1.6. <https://seed.bytedance.com/en/seed1.6>.
- Chen, Z.; Wang, W.; Cao, Y.; Liu, Y.; Gao, Z.; Cui, E.; Zhu, J.; Ye, S.; Tian, H.; Liu, Z.; et al. 2024a. Expanding performance boundaries of open-source multimodal models with model, data, and test-time scaling. *arXiv preprint arXiv:2412.05271*.
- Chen, Z.; Wang, W.; Tian, H.; Ye, S.; Gao, Z.; Cui, E.; Tong, W.; Hu, K.; Luo, J.; Ma, Z.; et al. 2024b. How Far Are We to GPT-4V? Closing the Gap to Commercial Multimodal Models with Open-Source Suites. *arXiv preprint arXiv:2404.16821*.
- Cheng, Z.; Leng, S.; Zhang, H.; Xin, Y.; Li, X.; Chen, G.; Zhu, Y.; Zhang, W.; Luo, Z.; Zhao, D.; et al. 2024. Videollama 2: Advancing spatial-temporal modeling and audio understanding in video-llms. *arXiv preprint arXiv:2406.07476*.
- Comanici, G.; Bieber, E.; Schaekermann, M.; Pasupat, I.; Sachdeva, N.; Dhillon, I.; Blistein, M.; Ram, O.; Zhang, D.; Rosen, E.; et al. 2025. Gemini 2.5: Pushing the frontier with advanced reasoning, multimodality, long context, and next generation agentic capabilities. *arXiv preprint arXiv:2507.06261*.
- Fang, X.; Mao, K.; Duan, H.; Zhao, X.; Li, Y.; Lin, D.; and Chen, K. 2024. Mmbench-video: A long-form multi-shot benchmark for holistic video understanding. *NeurIPS*, 37: 89098–89124.
- Fu, C.; Dai, Y.; Luo, Y.; Li, L.; Ren, S.; Zhang, R.; Wang, Z.; Zhou, C.; Shen, Y.; Zhang, M.; et al. 2025. Videomme: The first-ever comprehensive evaluation benchmark of multi-modal llms in video analysis. In *Proceedings of the CVPR*, 24108–24118.
- Gao, J.; Sun, C.; Yang, Z.; and Nevatia, R. 2017. Tall: Temporal activity localization via language query. In *Proceedings of the IEEE international conference on computer vision*, 5267–5275.
- Geng, T.; Zhang, J.; Wang, Q.; Wang, T.; Duan, J.; and Zheng, F. 2025. Longvale: Vision-audio-language-event benchmark towards time-aware omni-modal perception of long videos. In *Proceedings of the CVPR*, 18959–18969.
- Guo, D.; Wu, F.; Zhu, F.; Leng, F.; Shi, G.; Chen, H.; Fan, H.; Wang, J.; Jiang, J.; Wang, J.; et al. 2025. Seed1. 5-vl technical report. *arXiv preprint arXiv:2505.07062*.
- Han, S.; Huang, W.; Shi, H.; Zhuo, L.; Su, X.; Zhang, S.; Zhou, X.; Qi, X.; Liao, Y.; and Liu, S. 2025. Videoespresso: A large-scale chain-of-thought dataset for fine-grained video reasoning via core frame selection. In *Proceedings of the CVPR*, 26181–26191.
- Hong, J.; Yan, S.; Cai, J.; Jiang, X.; Hu, Y.; and Xie, W. 2025a. Worldsense: Evaluating real-world omni-modal understanding for multimodal llms. *arXiv preprint arXiv:2502.04326*.
- Hong, W.; Cheng, Y.; Yang, Z.; Wang, W.; Wang, L.; Gu, X.; Huang, S.; Dong, Y.; and Tang, J. 2025b. Motionbench: Benchmarking and improving fine-grained video motion understanding for vision language models. In *Proceedings of the CVPR*, 8450–8460.
- Hu, K.; Wu, P.; Pu, F.; Xiao, W.; Zhang, Y.; Yue, X.; Li, B.; and Liu, Z. 2025. Video-mmmu: Evaluating knowledge acquisition from multi-discipline professional videos. *arXiv preprint arXiv:2501.13826*.
- Hurst, A.; Lerer, A.; Goucher, A. P.; Perelman, A.; Ramesh, A.; Clark, A.; Ostrow, A.; Welihinda, A.; Hayes, A.; Radford, A.; et al. 2024. Gpt-4o system card. *arXiv preprint arXiv:2410.21276*.
- Jia, Z.; Zhang, Z.; Zhang, Z.; Liang, Y.; Zhu, X.; Li, C.; Han, J.; Wu, H.; Wang, B.; Zhang, H.; et al. 2025. Scaling-up Perceptual Video Quality Assessment. *arXiv preprint arXiv:2505.22543*.
- Lei, J.; Berg, T. L.; and Bansal, M. 2021. Detecting moments and highlights in videos via natural language queries. *NeurIPS*, 34: 11846–11858.
- Lei, Y.; Zhang, C.; Liu, Z.; Leng, H.; Liu, S.; Gao, T.; Liu, Q.; and Wang, Y. 2025. GODBench: A Benchmark for Multimodal Large Language Models in Video Comment Art. *arXiv preprint arXiv:2505.11436*.
- Li, G.; Wei, Y.; Tian, Y.; Xu, C.; Wen, J.-R.; and Hu, D. 2022. Learning to answer questions in dynamic audio-visual scenarios. In *Proceedings of the CVPR*, 19108–19118.
- Li, J.; Li, D.; Savarese, S.; and Hoi, S. 2023. Blip-2: Bootstrapping language-image pre-training with frozen image encoders and large language models. In *International conference on machine learning*, 19730–19742. PMLR.
- Li, K.; Wang, Y.; He, Y.; Li, Y.; Wang, Y.; Liu, Y.; Wang, Z.; Xu, J.; Chen, G.; Luo, P.; et al. 2024. Mvbench: A comprehensive multi-modal video understanding benchmark. In *Proceedings of the CVPR*, 22195–22206.
- Liu, H.; He, J.; Jin, Y.; Zheng, D.; Dong, Y.; Zhang, F.; Huang, Z.; He, Y.; Li, Y.; Chen, W.; et al. 2025a. ShotBench: Expert-Level Cinematic Understanding in Vision-Language Models. *arXiv preprint arXiv:2506.21356*.
- Liu, Y.; Li, S.; Liu, Y.; Wang, Y.; Ren, S.; Li, L.; Chen, S.; Sun, X.; and Hou, L. 2024. Tempcompass: Do video llms really understand videos? *arXiv preprint arXiv:2403.00476*.
- Liu, Z.; Dong, Y.; Wang, J.; Liu, Z.; Hu, W.; Lu, J.; and Rao, Y. 2025b. Ola: Pushing the frontiers of omni-modal language model with progressive modality alignment. *arXiv e-prints*, arXiv–2502.

- Liu, Z.; Zhu, L.; Shi, B.; Zhang, Z.; Lou, Y.; Yang, S.; Xi, H.; Cao, S.; Gu, Y.; Li, D.; et al. 2025c. Nvila: Efficient frontier visual language models. In *Proceedings of the CVPR*, 4122–4134.
- Lu, X.; Zhang, T.; Meng, C.; Wang, X.; Wang, J.; Zhang, Y.; Tang, S.; Liu, C.; Ding, H.; Jiang, K.; et al. 2025. VLM as Policy: Common-Law Content Moderation Framework for Short Video Platform. *arXiv preprint arXiv:2504.14904*.
- Ma, W.; Ren, W.; Jia, Y.; Li, Z.; Nie, P.; Zhang, G.; and Chen, W. 2025. Videoeval-pro: Robust and realistic long video understanding evaluation. *arXiv preprint arXiv:2505.14640*.
- Maaz, M.; Rasheed, H.; Khan, S.; and Khan, F. S. 2023. Video-chatgpt: Towards detailed video understanding via large vision and language models. *arXiv preprint arXiv:2306.05424*.
- Mangalam, K.; Akshulakov, R.; and Malik, J. 2023. Egoschema: A diagnostic benchmark for very long-form video language understanding. *NeurIPS*, 36: 46212–46244.
- Rasheed, H.; Shaker, A.; Tang, A.; Maaz, M.; Yang, M.-H.; Khan, S.; and Khan, F. S. 2025. VideoMathQA: Benchmarking Mathematical Reasoning via Multimodal Understanding in Videos. *arXiv preprint arXiv:2506.05349*.
- Ren, S.; Yao, L.; Li, S.; Sun, X.; and Hou, L. 2024. Timechat: A time-sensitive multimodal large language model for long video understanding. In *Proceedings of the CVPR*, 14313–14323.
- Rohrbach, A.; Rohrbach, M.; Qiu, W.; Friedrich, A.; Pinkal, M.; and Schiele, B. 2014. Coherent multi-sentence video description with variable level of detail. In *German conference on pattern recognition*, 184–195. Springer.
- Shangguan, Z.; Li, C.; Ding, Y.; Zheng, Y.; Zhao, Y.; Fitzgerald, T.; and Cohan, A. 2024. Tomato: Assessing visual temporal reasoning capabilities in multimodal foundation models. *arXiv preprint arXiv:2410.23266*.
- Team, K. K.; Yang, B.; Wen, B.; Liu, C.; Chu, C.; Song, C.; Rao, C.; Yi, C.; Li, D.; Zang, D.; et al. 2025a. Kwai Key-VL Technical Report. *arXiv preprint arXiv:2507.01949*.
- Team, K. K.; Yang, B.; Wen, B.; Liu, C.; Chu, C.; Song, C.; Rao, C.; Yi, C.; Li, D.; Zang, D.; et al. 2025b. Kwai Key-VL Technical Report. *arXiv preprint arXiv:2507.01949*.
- Wang, W.; He, Z.; Hong, W.; Cheng, Y.; Zhang, X.; Qi, J.; Gu, X.; Huang, S.; Xu, B.; Dong, Y.; et al. 2024a. Lvbench: An extreme long video understanding benchmark. *arXiv preprint arXiv:2406.08035*.
- Wang, X.; Huang, J.; Yuan, L.; and Peng, P. 2025. LeanPO: Lean Preference Optimization for Likelihood Alignment in Video-LLMs. *arXiv preprint arXiv:2506.05260*.
- Wang, X.; and Peng, P. 2025. Open-r1-video.
- Wang, Y.; Li, K.; Li, X.; Yu, J.; He, Y.; Chen, G.; Pei, B.; Zheng, R.; Wang, Z.; Shi, Y.; et al. 2024b. Internvideo2: Scaling foundation models for multimodal video understanding. In *European Conference on Computer Vision*, 396–416. Springer.
- Wu, H.; Li, D.; Chen, B.; and Li, J. 2024. Longvideobench: A benchmark for long-context interleaved video-language understanding. *NeurIPS*, 37: 28828–28857.
- Xu, J.; Guo, Z.; He, J.; Hu, H.; He, T.; Bai, S.; Chen, K.; Wang, J.; Fan, Y.; Dang, K.; et al. 2025. Qwen2. 5-omni technical report. *arXiv preprint arXiv:2503.20215*.
- Xu, J.; Mei, T.; Yao, T.; and Rui, Y. 2016. Msr-vtt: A large video description dataset for bridging video and language. In *Proceedings of the CVPR*, 5288–5296.
- Yang, A.; Pan, J.; Lin, J.; Men, R.; Zhang, Y.; Zhou, J.; and Zhou, C. 2022. Chinese CLIP: Contrastive Vision-Language Pretraining in Chinese. *arXiv preprint arXiv:2211.01335*.
- Yao, Y.; Yu, T.; Zhang, A.; Wang, C.; Cui, J.; Zhu, H.; Cai, T.; Li, H.; Zhao, W.; He, Z.; et al. 2024. MiniCPM-V: A GPT-4V Level MLLM on Your Phone. *arXiv preprint arXiv:2408.01800*.
- Yu, Z.; Xu, D.; Yu, J.; Yu, T.; Zhao, Z.; Zhuang, Y.; and Tao, D. 2019. Activitynet-qa: A dataset for understanding complex web videos via question answering. In *Proceedings of the AAAI*, volume 33, 9127–9134.
- Zeng, X.; Li, K.; Wang, C.; Li, X.; Jiang, T.; Yan, Z.; Li, S.; Shi, Y.; Yue, Z.; Wang, Y.; Wang, Y.; Qiao, Y.; and Wang, L. 2025. TimeSuite: Improving MLLMs for Long Video Understanding via Grounded Tuning. In *The Thirteenth International Conference on Learning Representations*.
- Zhang, B.; Li, K.; Cheng, Z.; Hu, Z.; Yuan, Y.; Chen, G.; Leng, S.; Jiang, Y.; Zhang, H.; Li, X.; et al. 2025. Videollama 3: Frontier multimodal foundation models for image and video understanding. *arXiv preprint arXiv:2501.13106*.
- Zhang, H.; Li, X.; and Bing, L. 2023. Video-llama: An instruction-tuned audio-visual language model for video understanding. *arXiv preprint arXiv:2306.02858*.
- Zhang, Y.; Li, B.; Liu, h.; Lee, Y. j.; Gui, L.; Fu, D.; Feng, J.; Liu, Z.; and Li, C. 2024a. LLaVA-NeXT: A Strong Zero-shot Video Understanding Model.
- Zhang, Y.; Wu, J.; Li, W.; Li, B.; Ma, Z.; Liu, Z.; and Li, C. 2024b. Video instruction tuning with synthetic data. *arXiv preprint arXiv:2410.02713*.
- Zhao, Y.; Zhang, H.; Xie, L.; Hu, T.; Gan, G.; Long, Y.; Hu, Z.; Chen, W.; Li, C.; Xu, Z.; et al. 2025. Mmvu: Measuring expert-level multi-discipline video understanding. In *Proceedings of the CVPR*, 8475–8489.
- Zhou, J.; Shu, Y.; Zhao, B.; Wu, B.; Xiao, S.; Yang, X.; Xiong, Y.; Zhang, B.; Huang, T.; and Liu, Z. 2024. Mlvu: A comprehensive benchmark for multi-task long video understanding. *arXiv e-prints*, arXiv–2406.
- Zhu, J.; Wang, W.; Chen, Z.; Liu, Z.; Ye, S.; Gu, L.; Tian, H.; Duan, Y.; Su, W.; Shao, J.; et al. 2025a. Internv13: Exploring advanced training and test-time recipes for open-source multimodal models. *arXiv preprint arXiv:2504.10479*.
- Zhu, K.; Jin, Z.; Yuan, H.; Li, J.; Tu, S.; Cao, P.; Chen, Y.; Liu, K.; and Zhao, J. 2025b. MMR-V: What’s Left Unsaid? A Benchmark for Multimodal Deep Reasoning in Videos. *arXiv preprint arXiv:2506.04141*.

Benchmark Details

Prompt Usage

Prompt for video filtering After obtaining the livestream video, we filtered out the overly simple ones. We used the proprietary model Seed1.5-VL to score each candidate video (on a scale of 1 to 10), and then removed the videos with a score less than 3.

You are an expert video analyst. Analyze the given video content and rate its cognitive complexity for generating high-level questions.

Evaluate the video on the following 4 dimensions (each on a scale from 1 to 10):

1. Content Depth: Does the video cover nuanced topics, abstract concepts, or multi-layered information?
2. Scene Dynamics: Are there multiple interacting visual elements, complex spatial relationships, or subtle contextual cues?
3. Narrative Structure: Does the video use non-linear storytelling, implicit reasoning, or sophisticated argumentative structure?
4. Cognitive Load: Does full understanding require sustained attention, working memory, inference, or background knowledge?

Scoring Instructions: - Assign a score (1-10) to each dimension. - Provide only the **final complexity score**, calculated as the average of the four scores, rounded to one decimal place. - Your output format must be:

Complexity Score: X.X

Prompt for multi-agent system Previous work (Han et al. 2025) uses a single Multimodal Large Language Model (MLLM) to describe candidate videos. But that way introduces a large bias of a specific MLLM. To avoid this problem, we design a multi-agent system to comprehensively describe candidate videos. We designed each MLLM into four different roles based on its distinct characteristics. We design InternVL as a video scene and analysis expert, LLaVA-Video as a detailed analysis expert, Qwen2.5-VL as a logic and event analysis expert, and Seed1.5-VL as a knowledge expert.

Instruction for InternVL3-38B: Video scene analysis expert

You are a visual expert skilled at analyzing livestream video content. Please provide a high-level description of the video from a stylistic and structural perspective. Focus on the following aspects:

1. **Overall Theme**: What is the main theme of the video? (e.g., dancing, singing, chatting, talent show, product display, etc.)
2. **Scene and Background**: Is the scene set indoors, outdoors, or using a virtual background? Are there decorations, props, or lighting elements in the background?
3. **Visual Style**: Describe the visual tone—fresh, cool, retro, cute, or anime-style? Are any filters, beautification effects, background blurs, or overlays used?
4. **Video Quality and Composition**: Is the video clear and stable? Is the camera angle fixed or dynamic? Is the layout visually balanced?
5. **Streamer Appearance Overview (Non-Facial)**: How many people are in the scene? Describe their clothing style, accessories (e.g., hats, jewelry), or posture without focusing on facial expressions.

Write a concise and coherent paragraph summarizing this visual information.

Instruction for LLaVA-Video-72B: Video detail analysis expert

You are an analyst focused on observing fine-grained details in livestream videos. Please describe the video content with attention to the following:

1. **Appearance Attributes (Non-Facial)**: Describe the streamer’s outfit style, color scheme, body posture, accessories (e.g., hats, gloves, jewelry), or props they use.
2. **Talent or Activity**: Is the streamer performing a specific skill or activity (e.g., dancing, singing, drawing, cooking)? Is it a complex or trendy routine?
3. **Interaction Behavior**: Does the streamer respond to comments, acknowledge virtual gifts, or make gestures aimed at viewers?
4. **Multi-person Interaction**: Are multiple people present? Describe their roles or interactions (e.g., coordinated dancing, object handovers, spatial relation).
5. **Detail Cues**: Mention any noticeable items, gestures, or movements—like synchronized steps, use of props, or responses to virtual elements.

Avoid any mention of facial features or expressions. Focus on body-level actions and interactive clues.

Instruction for Qwen2.5-VL-32B: Expert in logic and event analysis

You are a specialist in temporal and causal reasoning for livestream videos. Analyze the logical structure and event flow of the video with a focus on:

1. **Event Sequence**: Identify the main events (e.g., starting a dance, receiving a gift, switching scenes) and their temporal order.
2. **Causal Relations**: Are there clear cause-effect relationships (e.g., gift received → change in movement or pose)? Explain the reasoning.
3. **Behavioral Change**: Is there any shift in physical action, posture, or camera usage? What seems to trigger those changes?
4. **Spatial Reasoning**: Do the participants change position? Are there any meaningful camera movements or scene transitions?
5. **Intentional Cues**: Does the streamer attempt to guide viewer behavior (e.g., asking for engagement, showing appreciation)? How is this intention expressed non-verbally?

Do not describe facial expressions or emotional states unless they are clearly reflected through full-body gestures or actions.

Instruction for Seed1.5-VL: Knowledge expert

You are a cultural knowledge expert analyzing livestream video content for references to trends, media, and internet culture. Please address the following:

1. **Dance Recognition**: Does the performer execute a dance related to a viral trend or challenge? If identifiable, name the source or platform (e.g., TikTok).
2. **Media or Pop Culture References**: Are there references to known shows, anime, games, or internet memes via music, props, gestures, or outfits?
3. **Visual/Cultural Symbols**: Are there recognizable cultural elements (e.g., cosplay, virtual streamer style, fan service, idol culture)? Describe their appearance.
4. **Stickers and Effects**: Are visual effects or gift animations used (e.g., rockets, flying cars, emojis)? Identify and describe them.
5. **Music and Lyrics**: Is there music playing or lyrics displayed? If the song is known, please identify it and its cultural relevance.

You should avoid any assumption based on facial identity or expression. Focus instead on auditory, body-level, visual, and symbolic cultural cues.

Prompt for asking questions We use the following prompt to encourage a proprietary model, Doubao-Seed-1.6, to raise candidate questions for each task, inspired by our predefined seed question library.

Instruction for asking questions

The above is a long live video. You need to ask questions about the “{Task Name}” aspect of the long video. Here are some seed questions you can refer to:

{Seed question library}

If there are some more appropriate other video timing clues, you can also ask some other questions related to “{Task Name}”. You need to ensure that the question is related to the video, reasonable, and has a certain degree of difficulty and challenge. The question must be answered through multi-step reasoning.

Please generate a Chinese question with multiple options and only one correct answer, and provide a concise standard answer. Output in the following format, with only two lines of content:

question: xxx

answer: xxx

Prompt for filter training videos We use the following prompt to encourage a proprietary model to judge the distinct scenes and filter videos that only contain 1 scene.

Instruction to determine the number of scenes

Given this video, analyze how many distinct scenes it contains. A scene is a segment with consistent visual setting. Only return the number of scenes as an integer. Do not include any explanation.

Prompt for generating training data We use the following prompt to encourage a proprietary model to generate the synthetic training data automatically.

Instruction for generate training data

Input a live video and you need to ask a question about the video content and provide an answer. The question you raised needs to focus on spatial reasoning in the video. Perceive the spatial relationships among the instances observed in the video scene.

{Seed question library}

In addition to the given reference questions, you can also raise other related and more difficult questions. Output the questions and answers in two lines:

question:

answer:

Evaluation prompt We use the following template to evaluate all models.

Evaluation template

Comment:

ASR:

{Question}

{Options}

Please only output the letters of the correct options

Seed Question

Seed question example We list used some examples of seed question library in Table. 6.

Task	Example
<i>Video Topic</i>	What main emotions or moods (such as happiness or nostalgia) are conveyed by the dance movements of the people in the video and the overall atmosphere of the live broadcast?
<i>Scene Recognition</i>	List the background props that appear in the video
<i>Visual Style</i>	Which visual features best define the style of live streaming, such as dynamic camera movement and static composition?
<i>Quality Assessment</i>	Which split-screen pane stands out the most in terms of dynamic visual elements during live streaming?
<i>Detail Recognition</i>	What specific text is prominently displayed on the background sign or banner during a live stream?
<i>Attribute Recognition</i>	In the split-screen section, which clothing details stand out the most, such as patterns, colors or unique accessories?
<i>Event Recognition</i>	What is the specific prop that the main performer uses most frequently in a live stream, and what actions do they mainly perform with it?
<i>Talent Recognition</i>	How can the dancers’ movements be coordinated with the rhythm of the background music to enhance the performance effect?
<i>Temporal Querying</i>	How does the background lighting change over time?
<i>Multi-person Interaction</i>	How many people are actively interacting in the scene
<i>Object Reasoning</i>	What is the nature of the relationship or interaction between [specific individuals/elements] in the video?
<i>Temporal Reasoning</i>	What is the correct sequence of [events, steps, tools, operations, products, etc.] presented in the video?
<i>Spatial Reasoning</i>	Which locations, regions or scenes are depicted or mentioned in the video?
<i>Causal Reasoning</i>	Do the depicted items/clothing match the specific situation (such as activities, events)? What’s the reason?

Table 6: Seed Question Example

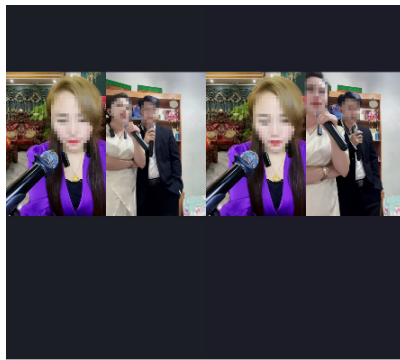
Word clouds

We compare the word clouds with two general video benchmarks, including VideoEspresso (Han et al. 2025) and MVBench (Li et al. 2024) in Figure. 7. The general benchmarks focus on more general items such as “event”, “person”, “object”. While our benchmark focuses on the livestream domain and interactive features, such as “anchor”, “audience”, “performance”, “interactive”. This comparison reveals 1) the uniqueness of our benchmark that distinguishes it from the general benchmark; 2) highlights the interactive features in the livestream domain.

Benchmark preview

We show some examples for all 24 tasks in our benchmark in Figure. 8, Figure. 9, and Figure. 10. It should be noted that when evaluating each model, the input questions and options are all in Chinese, and the text of the comments and ASR is


also in Chinese. All the models involved in the evaluation support Chinese input. All personal information (including private information such as facial features) will be desensitized during the assessment.



Task: Video Topic

Question: What is the main theme conveyed through the interaction and behavior of characters in the split-screen?

- A. The contrast between solo focus and collaborative vitality
- B. Competitive singing showdown between the two groups
- C. Formal presentation of music expertise
- D. Tell outdoor adventure stories through songs



Task: Visual Style

Question: Will the proportion of four people in this live video format affect the proportion of each person appearing on camera?

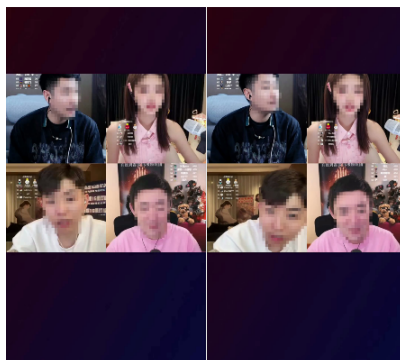
- A. No. This live streaming room adopts a four-grid connection method, and the size and duration of each grid are consistent.
- B. Yes, the platform will adjust the proportion of each grid based on the popularity of the streamer
- C. Yes, because the sizes of different grids vary, which affects the proportion of appearances on camera
- D. Yes, during the live broadcast, the algorithm will automatically adjust the grid proportions of different participants



Task: Attribute Recognition

Question: Which accessory is visible on the wrist of the central character in the video?

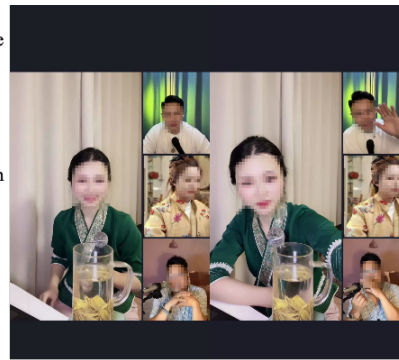
- A. Diamond ring
- B. Silver bracelet
- C. Smartwatch
- D. Leather watches



Task: Event Recognition

Question: In the split-screen section, are the main activities singing, dancing, chatting or group activities? Which prop was the most practical in this activity?

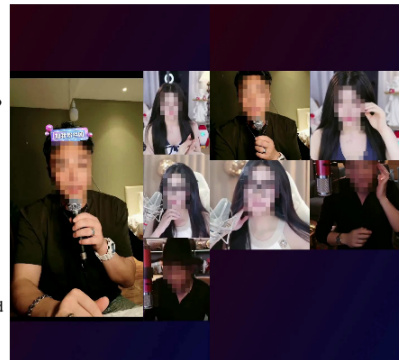
- A. Chatting, A microphone that is repeatedly adjusted
- B. Group activities, neatly arranged dolls
- C. Singing, frequently moving headphones
- D. Dancing, the lamp always on



Task: Scene Recognition

Question: In a split-screen layout, which light color stands out the most?

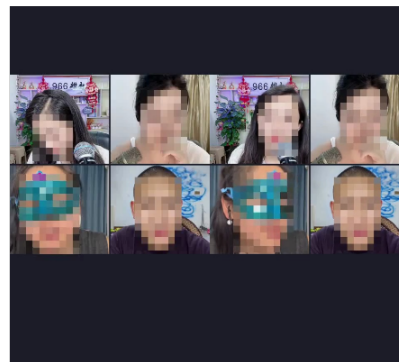
- A. The soft warm light in the lower left corner
- B. A faint white light in the upper left corner
- C. The dim blue light in the lower right corner
- D. In the upper right corner, generally speaking, bright and vivid light colors such as yellow, green and red are more prominent in a split-screen layout.



Task: Scene Recognition

Question: What are the differences in brightness, color temperature and visual stability of split-screen panes?

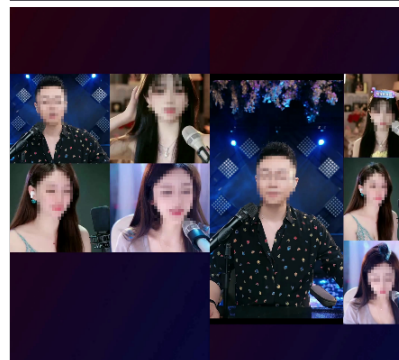
- A. The brightness of the window panes for male performers is the same as that for female performers, and the tones are both cool. Only the visual stability of the lower left pane is poor
- B. The window panes of the male performers are extremely bright and have a cool tone. The window pane of the female performer has extremely low brightness and a warm tone. The visual stability of all panes is extremely poor
- C. The window panes of male performers are brighter and have a cooler tone. The window pane of the female performer has a lower brightness and a warmer tone. There are obvious unstable visual flickering phenomena in the four panes
- D. The window panes of male performers have a lower brightness and a warmer tone. The window pane of the female performer is brighter and has a neutral tone. The visual stability of all four panes is quite good.



Task: Detail Recognition

Question: Which streamer in the split-screen section wore white spherical earrings?

- A. Lower left corner
- B. Lower right corner
- C. Upper Right Corner
- D. Top left corner



Task: Temporal Querying

Question: How does the split-screen configuration in the video change over time?

- A. Change from A 1x4 horizontal layout to a 2x2 grid
- B. No change; The split-screen maintains a static 2x2 grid throughout the entire process
- C. Change from a 2x2 grid to an asymmetrical layout, with the individuals in the upper left corner within larger boxes
- D. Change from full-screen single view to split-screen fragment

Figure 8: Benchmark preview.



Task: Multi-person Interaction
Question: What are the main ways of interaction
 A. Text
 B. Limb
 C. Gestures
 D. Oral



Task: Trending Dance
Question: What are the styles of the dance performed by the streamer and the clothes they wear respectively?
 A. The dance is sweet and the costumes are cute
 B. The dance is elegant and the costumes are intellectual
 C. Both the dance and the costumes are in a style that highlights sexiness
 D. The dance is lively and the costumes are casual



Task: Anime Style
Question: Does the background of the imitator's live stream match the identity of the character "Hinata" being imitated?
 A. Compatibility: Hinata usually moves around at the door of the house
 B. It doesn't match. Hinata is a medical ninja, and the background should have medical equipment
 C. Fit, the entrance of the house is in line with Hinata's gentle personality
 D. It doesn't match. Hinata is a ninja, while the background of the live stream is just the entrance of an ordinary house



Task: Temporal Reasoning
Question: What is the sequence of changes in the male student's state during the process from the girl in the white pajamas standing and holding a microphone to speaking to finally sitting down in the video?
 A. Respond by singing with A microphone → Listen with arms crossed → Continue singing with a microphone → Listen with arms crossed
 B. Cross your arms and listen → Hold the microphone and sing in response → Cross your arms and listen → Continue holding the microphone and singing
 C. Speaking with a microphone → Listening with arms crossed → Speaking with a microphone → Listening with arms crossed
 D. Listen with your hands in your pockets → speak while holding a microphone → Listen with your arms crossed → sing while holding a microphone



Task: Talent Recognition
Question: According to the content, when male streamers compete against each other, what talents should they display to be more competitive?
 A. Just sitting and chatting with the audience without any talent show
 B. You can perform street dance, sing and dance, and liven up the atmosphere of the live stream. You can also transform and enjoy special effects and tech-style gameplay, making the live stream effect even cooler.
 C. Play the pre-recorded singing video throughout instead of performing it in real time
 D. Sit quietly in front of the camera, read and share literary works



Task: Imitation Recognition
Question: Which character from which TV drama or film did the live-streamer imitate through the background and costume of the live-streaming room?
 A. The little swallow in "The Story of the Grateful Pearl"
 B. Xiaolongnu in "The Legend of the Condor Heroes"
 C. Huang Rong in "The Legend of the Condor Heroes"
 D. Lin Daiyu in "Dream of the Red Chamber"



Task: Object Reasoning
Question: What usage changes did the wooden table used to raise the performance in the video undergo throughout the performance?
 A. The female singer performed with both feet on the table throughout, while the male singer stood on the ground to cooperate
 B. The wooden table was only used once and remained in its original place without being removed after use
 C. The wooden table was initially mainly used to raise male singers in flowered shirts. Female singers stood on one foot on the table. After use, it was removed, and then it was used again to raise male singers in flowered shirts
 D. The wooden table has always been used to raise female singers, and male singers have never used it




Task: Spatial Reasoning
Question: In the video, what is the positional relationship between the electronic scoreboard and the billiard table and the orange sofa?
 A. The scoreboard is between the two sofas, directly facing the billiard table
 B. The scoreboard is on the right side of the sofa and the left side of the billiard table
 C. The scoreboard is in front of the sofa and behind the billiard table
 D. The scoreboard is on the left side of the sofa and the right side of the billiard table
 E. The scoreboard is in front of the billiard table and behind the sofa

Figure 9: Benchmark preview.



Task: Causal Reasoning
Question: What is the most likely purpose of the four boys in the video who hand out red envelopes to several passers-by and perform on the street?
 A. Raise charitable donations
 B. Promote new product sales
 C. Enhance visibility, increase followers and popularity
 D. Conduct market research



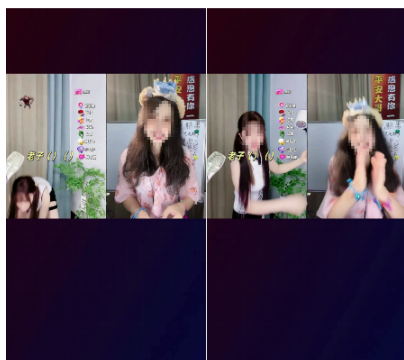
Task: Aesthetic Reasoning
Question: According to the video quality description, what are the features of this video?
 A. The image is blurry and there are compressed artifacts
 B. High smoothness, no compression distortion
 C. Insufficient brightness and unbalanced contrast
 D. Low clarity with obvious noise points



Task: Livestream Recognition
Question: What is the longest-lasting gift given by the audience in the video?
 A. Sports car
 B. Flowers
 C. Fan light board
 D. Rocket



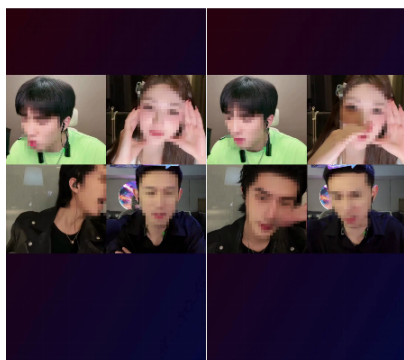
Task: Behavior Reasoning
Question: How do streamers interact with their audiences?
 A. Answer the audience's questions by writing on the small whiteboard
 B. Answer the audience's questions directly through voice
 C. Interact with the audience by sending bullet comments
 D. Interact with the audience by demonstrating dance move



Task: Sticker Reasoning
Question: Could the behavior of the streamer on the left indicate that the audience sent some gifts
 A. Sunglasses
 B. Sports car
 C. Rocket
 D. Flowers and oiled ducks



Task: Comment Interaction
Question: Comment: ["不是有海带苗吗", "真马", "发财了", "好粗壮的海马呀, 这个拿回去泡酒", "开门", "[捂脸]", "海马???", "真, 海马", "发财了", "天哪要去新码头有螃蟹", "哈哈", "马首", "现在回家做饭, 吃了饭出来, 刚刚好", "和田玉", "文物[捂脸]", "这个不是我放的", "发财了[看]", "十二生肖", "顺回去[捂脸]", "马王堆出土的汉白玉马[看][看][看][看]", "马头", "活化石"]
 When characters in videos display items, which of the following common categories does the comment that is more teasing about the item belong to?
 A. Ingredients and raw materials
 B. Artistic Sculpture
 C. Ancient cultural playthings
 D. Aquatic organisms



Task: Real-time Voice Interaction
Question: ASR: 送来的比心豆豆来三秒一起往上冲一冲来感谢我雪狼送来十七个pk宝箱感谢我 v1 哥为什么这个特效我看不到啊家人们感谢我 v1 哥感谢感谢感谢咱们还有接力卡一起上一波接力卡家人们一起冲一冲一起冲还有二十秒的加成时间家人们能一起冲一手我们一冲一手最后十秒加成
 Which of the descriptions related to the live interaction session is correct?
 A. The specific gift effect mentioned is visible from the host's perspective and there is someone making A heart gesture in the picture
 B. Emphasize that during the relay card interaction, no one in the screen is guiding with gestures
 C. Thank you. When pk the treasure chest, the corresponding screen shows four people making heart signs simultaneously
 D. There is a character covering their mouth in the picture during the bonus time stage



Task: Multi-screen Interaction
Question: During the dance of the left-side streamer in the video, which streamer on the right side made a hand movement interaction?
 A. Red-haired streamer
 B. Gray-haired cartoon image anchor
 C. None of the three hosts interacted
 D. Blue and white clothing streamer

Figure 10: Benchmark preview.