

What Should I Cite? A RAG Benchmark for Academic Citation Prediction

Leqi Zheng*

Tsinghua University
Beijing, China

zhenglq24@mails.tsinghua.edu.cn

Jiajun Zhang*

University of Science and
Technology of China
Hefei, China

zhangjiajun519@mail.ustc.edu.cn

Canzhi Chen*

chencanzhi@bit.edu.cn
Beijing Institute of
Technology
Beijing, China

Chaokun Wang[†]

Tsinghua University
Beijing, China

chaokun@tsinghua.edu.cn

Hongwei Li

Tsinghua University
Beijing, China

Yuying Li

Tsinghua University
Beijing, China

Yaoxin Mao

Beijing Institute of
Technology
Beijing, China

Shannan Yan

Tsinghua University
Beijing, China

Zixin Song

Tsinghua University
Beijing, China

Zhiyuan Feng

Tsinghua University
Beijing, China

Zhaolu Kang

Peking University
Beijing, China

Zirong Chen

Tsinghua University
Beijing, China

Hang Zhang

Tsinghua University
Beijing, China

Qiang Liu

Institute of Automation,
Chinese Academy of
Sciences
Beijing, China

Liang Wang

Institute of Automation,
Chinese Academy of
Sciences
Beijing, China

Ziyang Liu

Tsinghua University
Beijing, China

Abstract

With the rapid growth of Web-based academic publications, more and more papers are being published annually, making it increasingly difficult to find relevant prior work. Citation prediction aims to automatically suggest appropriate references, helping scholars navigate the expanding scientific literature. Here we present **CiteRAG**, the first comprehensive retrieval-augmented generation (RAG)-integrated benchmark for evaluating large language models on academic citation prediction, featuring a multi-level retrieval strategy, specialized retrievers, and generators. Our benchmark makes four core contributions: (1) We establish two instances of the citation prediction task with different granularity. Task 1 focuses on coarse-grained list-specific citation prediction, while Task 2 targets fine-grained position-specific citation prediction. To enhance these two tasks, we build a dataset containing 7,267 instances for Task 1 and 8,541 instances for Task 2, enabling comprehensive evaluation of both retrieval and generation. (2) We construct a three-level large-scale corpus with 554k papers spanning many major subfields,

using an incremental pipeline. (3) We propose a multi-level hybrid RAG approach to citation prediction, fine-tuning embedding models with contrastive learning to capture complex citation relationships, paired with specialized generation models. (4) We conduct extensive experiments across state-of-the-art language models, including closed-source APIs, open-source models, and our fine-tuned generators, demonstrating the effectiveness of our framework. Our open-source toolkit enables reproducible evaluation and focuses on academic literature, providing the first comprehensive evaluation framework for citation prediction and serving as a methodological template for other scientific domains. Our source code and data are released at <https://github.com/LQgdwind/CiteRAG>.

CCS Concepts

• **Information systems** → **Retrieval tasks and goals.**

Keywords

Large Language Model, Domain Specific Evaluation, Retrieval Augmented Generation

ACM Reference Format:

Leqi Zheng, Jiajun Zhang, Canzhi Chen, Chaokun Wang, Hongwei Li, Yuying Li, Yaoxin Mao, Shannan Yan, Zixin Song, Zhiyuan Feng, Zhaolu Kang, Zirong Chen, Hang Zhang, Qiang Liu, Liang Wang, and Ziyang Liu. 2026. What Should I Cite? A RAG Benchmark for Academic Citation Prediction. In *Proceedings of the ACM Web Conference 2026 (WWW '26)*, April 13–17,

*These authors contributed equally to this research.

[†]Chaokun Wang is the corresponding author.



This work is licensed under a Creative Commons Attribution 4.0 International License. [WWW '26, Dubai, United Arab Emirates](https://creativecommons.org/licenses/by/4.0/)

© 2026 Copyright held by the owner/author(s).

ACM ISBN 979-8-4007-2307-0/2026/04

<https://doi.org/10.1145/3774904.3792075>

2026, Dubai, United Arab Emirates. ACM, New York, NY, USA, 12 pages.
<https://doi.org/10.1145/3774904.3792075>

1 Introduction

With the rapid advancement of scientific research on the Web, an unprecedented number of academic papers are published every day, forming a massive and ever-growing body of online scholarly knowledge. At the heart of this Web-based scientific corpus lies the citation network, which connects individual studies through citation relationships and continuously integrates new findings into the existing body of science. As citation networks play a central role in the evolution of scientific knowledge, citation prediction, which aims to forecast the prior studies a new paper will cite, has attracted growing research attention. From an individual researcher’s perspective, citation prediction can facilitate the discovery of relevant prior work, improve the quality of scholarly references, and foster interdisciplinary innovation. From a broader perspective, it provides a powerful analytical tool for computational social science [3, 11, 17], revealing the hidden structure of citation networks and offering valuable insights into how knowledge propagates, transforms, and gives rise to innovation.

Despite extensive research on citation prediction [4, 36], there remains a notable absence of a comprehensive benchmark for evaluating models in this domain. Existing benchmarks suffer from several key limitations: (1) **oversimplified task formulations**, as real-world users often query related studies using specific sections of a paper, such as the introduction, methodology, or experimental details, to identify the most relevant and fine-grained prior work [4], whereas current benchmarks typically treat citation prediction as a binary classification or document-level retrieval problem within a fixed corpus, an oversimplification that diverges from practical scenarios; (2) **ignorance of the hierarchical structure of scientific literature**, since scientific texts are inherently layered and rhetorically organized [16, 30, 36], yet current benchmarks often flatten this complexity into a textual knowledge graph assuming full-text availability, thus neglecting the multi-level organization of scientific discourse; (3) **suboptimal methodological design**, as most existing approaches rely on fine-tuning simple embedding-based retrievers [8, 18, 26], which struggle to capture the nuanced, structural nature of citation relationships and tend to lose retrieval effectiveness as the candidate set expands [18]; (4) **a lack of systematic evaluation framework**, as current benchmarks typically focus on citation network construction and simple embedding-based methods while failing to provide a comprehensive evaluation of more advanced approaches such as retrieval-augmented generation (RAG) [13, 19]. Other platforms, such as Deep Research-style agents [45], focus on literature exploration rather than serving as standardized benchmarks, and cannot serve as formal benchmarks for citation prediction.

To address this gap, we propose a comprehensive benchmark for citation prediction that encompasses two complementary tasks operating at different levels of granularity. List-specific citation prediction (Task 1) evaluates a system’s ability to generate complete reference lists for papers. Position-specific citation prediction (Task 2) assesses a system’s capability to predict precise citations for

Table 1: Comparison of our proposed benchmark with existing citation datasets [1, 5, 27, 31] across five key dimensions. Multidimensional Evaluation means our work assesses not just retrieval or classification, but also hallucination and diversity in RAG systems.

Dataset	SciDocs	unarXive	REASONS	LitSearch	Ours
Multi-domain	✓	✓	✓	✓	✓
Structured Full-Text	✗	✓	✗	✗	✓
Support for RAG Tasks	✗	✗	✓	✓	✓
Multi-level Corpus	✗	✗	✗	✗	✓
Multidimensional Evaluation	✗	✗	✗	✗	✓

individual reference placeholders within the paper text. Building on these two tasks, we collected a large corpus of scientific texts from Google Scholar, resulting in a multidisciplinary, hierarchical corpus of 554k papers. Each paper is represented with multi-level textual information and associated with a large candidate set. To facilitate the evaluation of citation prediction tasks, we further curated 7,267 samples for Task 1 and 8,541 samples for Task 2.

Given the massive size of the candidate pool and the limitations of conventional embedding-based methods in capturing citation relations, we design a multi-level hybrid retrieval-augmented generation (RAG) approach to citation prediction. Our approach integrates a carefully fine-tuned, state-of-the-art 8B retriever with a suite of task-specific large language models (LLMs). To establish a solid foundation for future research, we conduct a comprehensive evaluation of our RAG pipeline alongside a wide range of baseline methods, including both open- and closed-source LLMs as well as traditional embedding-based retrievers. The results highlight the intrinsic complexity of the citation prediction tasks and confirm the effectiveness of our proposed approach. Finally, we release an open-source toolkit that enables reproducible evaluation and provides the first comprehensive framework dedicated to citation prediction. Table 1 summarizes the key features of our benchmark compared to existing datasets. Our benchmark is multidisciplinary and supports RAG-based baselines. It also includes the evaluation for hallucination and diversity, is structured as a hierarchical RAG pipeline, and provides a reproducible open-source toolkit.

In summary, our contributions are fourfold:

- (1) **Task Definition and Granularity Distinction.** We define two novel instances of the citation prediction tasks: Task 1, focusing on coarse-grained list-specific prediction, and Task 2, targeting fine-grained position-specific prediction. The dataset we built contains 7,267 instances for Task 1 and 8,541 instances for Task 2, enabling comprehensive evaluation of both retrieval and generation across different task granularities (Section 2 and Section 3).
- (2) **Multi-Level Incremental Corpus Construction.** We construct a large-scale hierarchical corpus with 554,719 papers, built using an incremental pipeline that supports continuous updates. This enables flexible access to multi-level information and scalable expansion of the academic knowledge base for citation prediction tasks (Section 3).
- (3) **Multi-Level Hybrid Retrieval and Generation Framework.** We propose a multi-level hybrid RAG approach, combining specialized retrievers tuned for different corpus levels with generation models fine-tuned to capture complex citation relationships. This

multi-level hybrid RAG approach improves both retrieval precision and context-aware citation generation compared to single-level methods (Section 4).

(4) **Open-Source RAG Evaluation Toolkit.** We establish a comprehensive evaluation framework covering the full citation prediction pipeline, from retrieval effectiveness to end-to-end generation performance. The toolkit provides standardized metrics, evaluation protocols, and extensive comparison across state-of-the-art models, including closed-source APIs, open-source LLMs, and our fine-tuned generators, enabling reproducible benchmarking and facilitating further research (Section 5, Section 6 and Section 7).

2 Preliminaries and Task Definition

We formulate academic citation prediction as a retrieval-augmented generation (RAG) problem operating at two distinct granularities to evaluate the capabilities of different large language models. The first task addresses coarse-grained citation prediction for entire papers, while the second focuses on fine-grained citation prediction for specific textual positions.

2.1 Task 1: List-Specific Citation Prediction

The list-specific citation prediction task aims to predict the complete reference list for a given academic paper. Let $C = \{c_1, c_2, \dots, c_n\}$ denote the corpus of available papers. Given a query paper q with title T_q and abstract A_q , the task generates a ranked list of reference papers:

$$R_q = (r_1, r_2, \dots, r_k), \quad r_i \in C \quad (1)$$

where k is the number of predicted citations and the ranking function $f : (T_q, A_q) \rightarrow R_q$ maps the input to an ordered sequence reflecting citation relevance.

This coarse-grained formulation employs a fixed-length prefix chunking strategy, using title and abstract (typically 200-400 tokens) to represent each paper. This design addresses practical constraints in academic literature where full-text access is frequently restricted by paywalls or copyright, while titles and abstracts remain universally accessible through bibliographic databases. The approach balances computational efficiency with real-world applicability across heterogeneous corpus conditions.

2.2 Task 2: Position-Specific Citation Prediction

The position-specific citation prediction task operates at finer granularity, predicting the specific paper to cite at individual reference placeholders within the text. Let q be a query paper with title T_q , abstract A_q , and textual sections S_q containing reference placeholders $\{[ref]_1, [ref]_2, \dots, [ref]_m\}$. For each reference placeholder $[ref]_i$ with surrounding context $\mathcal{X}_i \subset S_q$, the task predicts the appropriate citation:

$$\hat{r}_i = g(T_q, A_q, \mathcal{X}_i; C), \quad \hat{r}_i \in C \quad (2)$$

where g is the prediction function that selects the most relevant paper from corpus C based on the local context \mathcal{X}_i and paper metadata.

This fine-grained formulation requires understanding the immediate textual context surrounding each reference placeholder. The prediction system must analyze specific claims, methodologies, or concepts being discussed, identify the required citation support type, and select the most appropriate reference. This prediction system reflects the actual writing process where authors make precise decisions about citations at each point in their argumentation, considering chronological precedence, methodological relevance, and argumentative support.

3 Corpus and Dataset Construction

This section details the construction of the RAG benchmark dataset, which encompasses both the core citation prediction dataset and comprehensive external knowledge corpora. The dataset construction process involves three primary phases: systematic data collection, rigorous preprocessing and quality control measures, and the creation of specialized retrieval corpora to support end-to-end citation prediction tasks.

3.1 Data Collection

To construct a comprehensive corpus for academic citation prediction, we systematically collected computer science papers from Google Scholar over the past decade, ensuring broad temporal coverage of evolving research trends and citation patterns.

The collection framework implements dynamic query strategies that adapt to the volume characteristics of different research areas. For smaller subcategories containing fewer than 2,000 papers, direct queries with year-based filtering provide efficient retrieval. Medium-sized categories with 2,000 to 12,000 papers employ month-by-month querying. Large categories exceeding 12,000 papers utilize week-by-week collection strategies to prevent data loss due to API limitations. This adaptive approach successfully collected papers across 10 computer science subcategories, including AI & ML, DB & DM, Systems, and others.

3.2 Corpus and Dataset Pre-processing

3.2.1 Corpus Pre-processing. The corpus preprocessing pipeline implements a three-tier hierarchical structure for multi-granular citation prediction evaluation. Level 1 contains domain classifications, titles, and abstracts for rapid relevance assessment. Level 2 adds introduction sections to Level 1 components, enabling a deeper understanding of research motivation and methodology. Level 3 incorporates full-text content with references removed, plus conclusion sections, providing comprehensive coverage while maintaining clean input for generation models. The preprocessing framework employs pattern-matching algorithms to extract introduction sections and removes citation markers to eliminate prediction interference. All levels maintain consistent metadata, including authorship, publication year, and venue information, supporting both coarse-grained and fine-grained citation prediction tasks through appropriate information density matching.

3.2.2 Dataset Pre-processing. The List-Specific Citation Prediction (Task 1) preprocessing establishes quality control measures to identify papers with sufficient citation information for meaningful evaluation. We filter out papers with non-standard citations (including

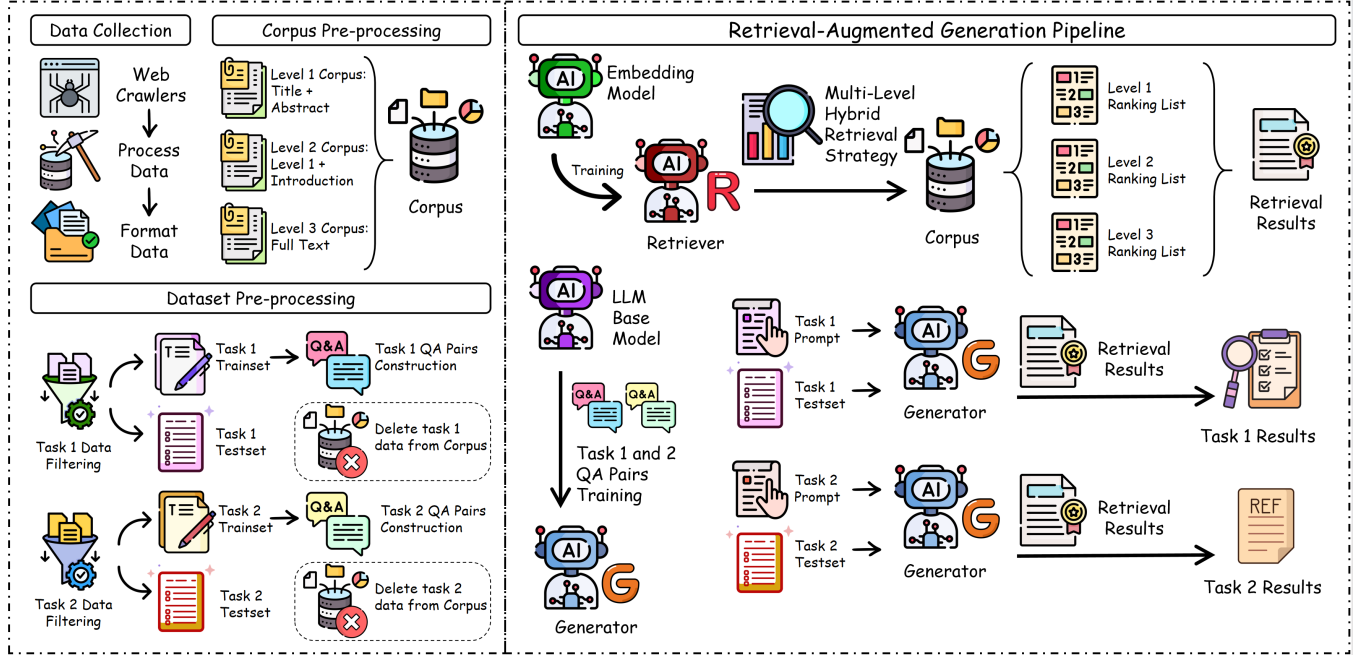


Figure 1: Overview of the CiteRAG benchmark pipeline comprising three stages: (1) Data Collection and Corpus Pre-processing constructs a three-level hierarchical corpus from web-crawled papers; (2) Dataset Pre-processing filters and formats data into Task 1 and Task 2 QA pairs with test instances removed from the corpus; (3) Retrieval-Augmented Generation Pipeline trains embedding models and retrievers, then applies multi-level hybrid retrieval to feed generators for task-specific citation prediction and evaluation.

duplicate citations, citation errors, etc.) and retain essential components, including identifiers, titles, abstracts, and complete reference collections, while removing extraneous metadata. This approach ensures adequate citation diversity for comprehensive list-level prediction assessment.

The Position-Specific Citation Prediction (Task 2) preprocessing employs a more sophisticated multi-stage approach to create fine-grained citation scenarios. We also initially filter out papers with non-standard citations, and then analyze citation distribution patterns to identify the three most frequently cited sections within each paper. For these high-citation sections, we preserve the top three most frequent citations with valid identifiers while removing other citation markers, creating clean textual contexts with precisely positioned reference placeholders. Papers where any single reference appears more than ten times within a section are excluded to prevent citation bias.

To ensure rigorous evaluation integrity and prevent data contamination, all papers successfully processed and incorporated into either Task 1 or Task 2 datasets are permanently removed from the original corpus.

3.3 Corpus and Dataset Statistics

The comprehensive statistics of our benchmark corpus and evaluation datasets are presented in Figure 2. The datasets are formatted as question-answer pairs following the ChatML convention detailed in Appendix A, enabling seamless integration with standard language model training frameworks.

4 Retriever Design

Academic papers exhibit hierarchical textual structures with varying information density across different granularity levels. To address the challenges of multi-granular information access and limited full-text availability, we develop a specialized retriever optimized for academic citation prediction tasks.

4.1 Multi-Level Hybrid Retrieval Strategy

We implement a retriever system \mathcal{M} that directly leverages the three-level corpus hierarchy constructed in Section 3. The retriever system is formally defined as $\mathcal{M} = (\text{Encode}, \text{Retrieve}, S)$ where Encode represents the embedding function, Retrieve denotes the similarity search function, and S is the ranking fusion strategy. This architecture enables multi-granular information access across the pre-existing corpus levels $\mathcal{D}^1, \mathcal{D}^2, \mathcal{D}^3$, which correspond to Level 1, Level 2, and Level 3 corpus representations respectively.

Our chunking strategy employs title and abstract content as standardized query input, maintaining consistency with Task 1 requirements while enabling efficient retrieval across all corpus granularities. Given query paper q consisting of title and abstract, the retrieval system performs parallel top- k similarity search across the three pre-established corpus levels:

$$\mathcal{R}_k^1 = \text{Retrieve}(q, \mathcal{D}^1), \quad (3)$$

$$\mathcal{R}_k^2 = \text{Retrieve}(q, \mathcal{D}^2), \quad (4)$$

$$\mathcal{R}_k^3 = \text{Retrieve}(q, \mathcal{D}^3). \quad (5)$$



Figure 2: Corpus and dataset statistics. The left sunburst chart shows three-level organization with 554,719 total papers across 10 fields, training/test distributions, and metadata structure. The upper right panels display citation frequency distributions for Task 1 and Task 2. The lower right panels show token composition breakdowns and response token length distributions for both tasks.

Results are merged using reciprocal rank fusion:

$$\mathcal{R}_k^* = S(\mathcal{R}_k^1, \mathcal{R}_k^2, \mathcal{R}_k^3). \quad (6)$$

This architecture enhances retrieval diversity while maintaining robustness across varying corpus availability conditions.

4.2 Contrastive Learning Fine-tuning

Standard embedding models are inadequately optimized for academic citation relationships, which encompass complex interdependencies beyond semantic similarity. Then, we fine-tune Qwen-3-embedding-8B as CitationRetriever-8B using contrastive learning to capture citation-specific patterns.

From the training corpus, we select 30,000 query papers and their cited references, constructing 400,000 query-positive pairs (q, d^+) across all granularity levels. We train the model using InfoNCE loss with temperature scaling:

$$\mathcal{L} = -\log \frac{\exp(\text{sim}(q, d^+)/\tau)}{\sum_{d^- \in \mathcal{N}(q)} \exp(\text{sim}(q, d^-)/\tau) + \exp(\text{sim}(q, d^+)/\tau)} \quad (7)$$

where $\text{sim}(\cdot, \cdot)$ denotes cosine similarity, τ is the temperature parameter, and $\mathcal{N}(q)$ represents negative samples from approximate nearest neighbors and in-batch negatives.

The resulting retriever model, CitationRetriever-8B, demonstrates enhanced capability in identifying complex citation relationships beyond surface-level semantic matching.

5 Evaluation Metrics

The evaluation framework employs distinct metrics tailored to each component of the RAG pipeline, ensuring comprehensive assessment of both retrieval effectiveness and generation quality. The metrics are designed to capture different aspects of system performance while maintaining consistency with established practices in information retrieval and citation analysis.

5.1 Retriever Evaluation Metrics

We employ two standard information retrieval metrics to evaluate retriever performance: Recall@k and Mean Reciprocal Rank@k (MRR@k). The detailed mathematical formulations are provided in Appendix B.

5.2 Task 1 Evaluation Metrics

Task 1 evaluation employs three standard metrics for reference generation: Recall@k, Normalized Discounted Cumulative Gain@k (NDCG@k), and Hit@k. The complete definitions are provided in Appendix B.

5.3 Task 2 Evaluation Metrics

Task 2 evaluation employs Position-Aware Citation Accuracy@k (PACA@k), a novel metric we propose to assess position-specific citation prediction quality.

Position-Aware Citation Accuracy@k (PACA@k) accounts for both correctness and ranking positions:

$$\text{PACA@k} = \frac{1}{N} \sum_{i=1}^N \sum_{j \in \text{correct@k}} \left(1 - \frac{\text{rank}_j - 1}{k} \right) \quad (8)$$

where N is the total number of reference placeholders, $\text{correct}@k$ denotes correct predictions within top- k , and rank_j is the position of correct prediction j .

PACA@ k assigns higher scores to correct predictions at earlier ranks, reflecting that users typically consider only top-ranked suggestions when selecting citations for specific positions.

5.4 Diversity and Quality Metrics

Beyond retrieval accuracy, we propose two complementary metrics to assess the quality and diversity of predicted reference lists: Citation Diversity Entropy and Hallucination Rate.

Citation Diversity Entropy (CDE) measures the diversity of predicted citations across different research categories. For list-specific citation prediction (Task 1), given a predicted reference list with citations distributed across C categories, let p_i denote the proportion of citations in category i . The Citation Diversity Entropy is computed as:

$$\text{CDE} = - \sum_{i=1}^C p_i \log_2(p_i) \quad (9)$$

where higher entropy values indicate more diverse citation patterns across research areas, while lower values suggest concentration in fewer categories. The maximum possible entropy is $\log_2(C)$, achieved when citations are uniformly distributed across all categories.

Hallucination Rate (Halluc.) quantifies the proportion of predicted citations that refer to non-existent papers, indicating model reliability. For a predicted reference list P , let V denote the set of papers that can be verified to exist in the real world through bibliographic databases. The Hallucination Rate is defined as:

$$\text{Halluc.} = \frac{|P \setminus V|}{|P|} \times 100\% \quad (10)$$

where $P \setminus V$ represents predictions that cannot be verified as real papers. Lower hallucination rates indicate better model grounding and reduced generation of fabricated references, which is critical for maintaining academic integrity in citation prediction systems.

6 Experimental Setup

6.1 Baselines

6.1.1 Closed-source LLMs. We evaluate leading commercial language models from major AI companies, including OpenAI (GPT-o3 and GPT-5), Anthropic (Claude-3.5, Claude-3.7, and Claude Sonnet 4), Google (Gemini-2.5-Pro and Gemini-2.0-Flash), and xAI (Grok-3).

6.1.2 Open-source LLMs. The open-source evaluation encompasses prominent publicly available models, including Moonshot AI (Kimi-K2), DeepSeek (DeepSeek-V3), OpenAI (GPT-oss-120B), and Qwen (Qwen3-Coder-480B). Additionally, we employ the Qwen3 series as our primary experimental models CitationGenerator to demonstrate specialized model adaptation for academic citation prediction tasks.

6.2 Experimental Settings

We conduct the following fourfold experiments: (1) **Few-shot In-context Learning:** Leverages large language models' contextual understanding without parameter updates by constructing prompts with representative training examples, task-specific instructions, and JSON output formats, emphasizing holistic paper comprehension for List-Specific Citation Prediction and contextual analysis around reference placeholders for Position-Specific Citation Prediction, while incorporating reasoning to prevent hallucination and ensure grounded predictions. (2) **Retrieval Augmented Generation:** Integrates external knowledge retrieval with generation in a two-stage pipeline, querying a hierarchical corpus using paper titles and abstracts to return top- R relevant papers ($R=5$ or $R=10$) based on semantic similarity, which are then incorporated into generation prompts alongside target paper content to ground predictions in actual corpus content. (3) **Supervised Fine-tuning:** Adapts pre-trained language models for citation prediction through parameter optimization on task-specific data, using question-answer formats with paper metadata as input and citation predictions in JSON schemas as targets, with quality-filtered and consistently formatted training data to ensure stable convergence. (4) **Supervised Fine-tuning with Retrieval Augmented Generation:** Combines parametric adaptation with external knowledge access by first fine-tuning on citation-specific tasks and then integrating retrieved papers during training and inference, enabling models to leverage both adapted parametric knowledge and external corpus content.

6.3 Implementation Details

Our retriever module was fine-tuned from the Qwen3-Embedding-8B [41] model using the Swift framework. The training was configured with a learning rate of $5e-5$, a batch size of 16, and a maximum sequence length of 4,608. For the generator, we fine-tuned the Qwen3-4B [35] and Qwen3-Coder-30B [12] models utilizing the Megatron-LM [28] framework. These models were trained with a learning rate of $7e-6$, a batch size of 64, and a maximum sequence length of 131,072.

For inference, all open-source models were served using vLLM, while closed-source models were queried via their official APIs. To ensure deterministic and focused outputs, we set the generation temperature to 0.1 and the presence penalty to 1.0 for all model requests, wherever supported by the respective API¹. All training and deployment were conducted on a cluster of 32 NVIDIA A100 GPUs.

7 Experimental Results

7.1 Results on Task 1 and Task 2

7.1.1 Overall Ratings. Table 2 presents comprehensive performance comparisons across both citation prediction tasks. RAG consistently improves performance across all models, with retrieval depth significantly impacting prediction quality. Increasing retrieval from $R=5$ to $R=10$ yields substantial improvements, with models like Grok-3 and Claude-3.5 showing over 80% relative improvement in Task 1 Recall@20. Task 2 exhibits even more pronounced benefits,

¹GPT-o3 does not support custom temperature or max_tokens settings. Claude models do not support presence penalty configuration.

Table 2: Performance comparison across citation prediction tasks. Bold indicates best overall performance, underline indicates best baseline performance. * indicates statistical significance ($p < 0.05$).

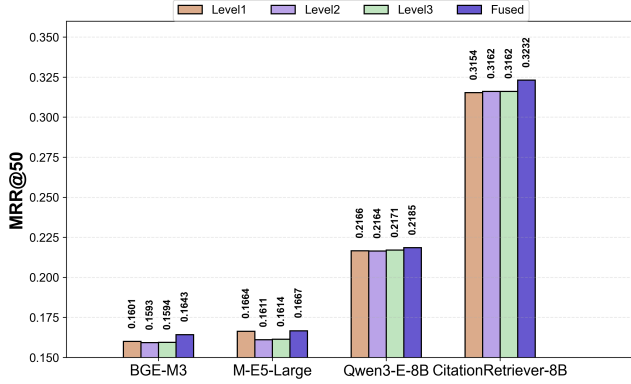
Model	Tasks	Task1						Task2		
	Metrics	Recall@20	Recall@40	NDCG@20	NDCG@40	Hit@20	Hit@40	PACA@10	PACA@20	PACA@40
<i>Closed-source LLMs</i>										
GPT-5	w/o RAG	0.061	0.090	0.263	0.212	0.115	0.176	0.053	0.069	0.081
	RAG (R=5)	0.065 _{↑6.56%}	0.093 _{↑3.33%}	0.306 _{↑16.3%}	0.231 _{↑8.96%}	0.124 _{↑7.83%}	0.181 _{↑2.84%}	0.086 _{↑62.3%}	0.109 _{↑58.0%}	0.131 _{↑61.7%}
	RAG (R=10)	0.071 _{↑16.4%}	0.099 _{↑10.0%}	0.324 _{↑23.2%}	0.248 _{↑17.0%}	0.136 _{↑18.3%}	0.193 _{↑9.66%}	0.098 _{↑84.9%}	0.121 _{↑75.4%}	0.143 _{↑76.5%}
GPT-o3	w/o RAG	0.029	0.034	0.166	0.113	0.059	0.068	0.030	0.036	0.041
	RAG (R=5)	0.044 _{↑51.7%}	0.051 _{↑50.0%}	0.230 _{↑38.6%}	0.157 _{↑38.9%}	0.086 _{↑45.8%}	0.101 _{↑48.5%}	0.039 _{↑30.0%}	0.049 _{↑36.1%}	0.060 _{↑46.3%}
	RAG (R=10)	0.055 _{↑89.7%}	0.064 _{↑88.2%}	0.264 _{↑59.0%}	0.184 _{↑62.8%}	0.104 _{↑76.3%}	0.126 _{↑85.3%}	0.045 _{↑50.0%}	0.058 _{↑61.1%}	0.068 _{↑65.9%}
Claude-3.5	w/o RAG	0.028	0.034	0.140	0.098	0.055	0.067	0.024	0.029	0.034
	RAG (R=5)	0.044 _{↑57.1%}	0.050 _{↑47.1%}	0.230 _{↑64.3%}	0.157 _{↑60.2%}	0.084 _{↑52.7%}	0.098 _{↑46.3%}	0.046 _{↑91.7%}	0.056 _{↑93.1%}	0.064 _{↑88.2%}
	RAG (R=10)	0.054 _{↑92.9%}	0.062 _{↑82.4%}	0.264 _{↑88.6%}	0.180 _{↑83.7%}	0.103 _{↑87.3%}	0.121 _{↑80.6%}	0.057 _{↑138%}	0.069 _{↑138%}	0.078 _{↑129%}
Claude-3.7	w/o RAG	0.042	0.054	0.197	0.144	0.081	0.107	0.040	0.054	0.071
	RAG (R=5)	0.057 _{↑35.7%}	0.071 _{↑31.5%}	0.275 _{↑39.6%}	0.196 _{↑36.1%}	0.110 _{↑35.8%}	0.140 _{↑30.8%}	0.063 _{↑57.5%}	0.081 _{↑50.0%}	0.099 _{↑39.4%}
	RAG (R=10)	0.065 _{↑54.8%}	0.081 _{↑50.0%}	0.300 _{↑52.3%}	0.217 _{↑50.7%}	0.126 _{↑55.6%}	0.162 _{↑51.4%}	0.082 _{↑105%}	0.105 _{↑94.4%}	0.125 _{↑76.1%}
Claude-4-Sonnet	w/o RAG	0.038	0.051	0.187	0.139	0.076	0.103	0.046	0.064	0.080
	RAG (R=5)	0.054 _{↑42.1%}	0.068 _{↑33.3%}	0.268 _{↑43.3%}	0.193 _{↑38.8%}	0.100 _{↑31.6%}	0.136 _{↑32.0%}	0.076 _{↑65.2%}	0.097 _{↑51.6%}	0.115 _{↑43.8%}
	RAG (R=10)	0.064 _{↑68.4%}	0.080 _{↑56.9%}	0.296 _{↑58.3%}	0.213 _{↑53.2%}	0.122 _{↑60.5%}	0.157 _{↑52.4%}	0.080 _{↑73.9%}	0.101 _{↑57.8%}	0.122 _{↑52.5%}
Gemini-2.0-Flash	w/o RAG	0.023	0.030	0.115	0.084	0.045	0.060	0.028	0.039	0.051
	RAG (R=5)	0.035 _{↑52.2%}	0.043 _{↑43.3%}	0.180 _{↑56.5%}	0.127 _{↑51.2%}	0.068 _{↑51.1%}	0.086 _{↑43.3%}	0.082 _{↑193%}	0.105 _{↑169%}	0.134 _{↑163%}
	RAG (R=10)	0.048 _{↑109%}	0.058 _{↑93.3%}	0.230 _{↑100%}	0.162 _{↑92.9%}	0.092 _{↑104%}	0.114 _{↑90.0%}	0.107 _{↑282%}	0.138 _{↑254%}	0.171 _{↑235%}
Gemini-2.5-Pro	w/o RAG	0.055	0.069	0.272	0.195	0.108	0.138	0.071	0.092	0.113
	RAG (R=5)	0.069 _{↑25.5%}	0.087 _{↑26.1%}	0.329 _{↑21.0%}	0.235 _{↑20.5%}	0.134 _{↑24.1%}	0.170 _{↑23.2%}	0.099 _{↑39.4%}	0.129 _{↑40.2%}	0.155 _{↑37.2%}
	RAG (R=10)	0.076 _{↑38.2%}	0.097 _{↑40.6%}	0.346 _{↑27.2%}	0.252 _{↑29.2%}	0.144 _{↑33.3%}	0.188 _{↑36.2%}	0.127 _{↑78.9%}	0.170 _{↑84.8%}	0.201 _{↑77.9%}
Grok-3	w/o RAG	0.016	0.017	0.090	0.060	0.031	0.034	0.030	0.043	0.054
	RAG (R=5)	0.024 _{↑50.0%}	0.025 _{↑47.1%}	0.134 _{↑48.9%}	0.087 _{↑45.0%}	0.047 _{↑51.6%}	0.049 _{↑44.1%}	0.082 _{↑173%}	0.092 _{↑114%}	0.098 _{↑81.5%}
	RAG (R=10)	0.040 _{↑150%}	0.042 _{↑147%}	0.192 _{↑113%}	0.122 _{↑103%}	0.077 _{↑148%}	0.079 _{↑132%}	0.101 _{↑237%}	0.122 _{↑184%}	0.133 _{↑146%}
<i>Open-source LLMs</i>										
Kimi-K2	w/o RAG	0.036	0.046	0.177	0.127	0.071	0.091	0.048	0.066	0.080
	RAG (R=5)	0.052 _{↑44.4%}	0.064 _{↑39.1%}	0.245 _{↑38.4%}	0.175 _{↑37.8%}	0.100 _{↑40.8%}	0.126 _{↑38.5%}	0.085 _{↑77.1%}	0.104 _{↑57.6%}	0.120 _{↑50.0%}
	RAG (R=10)	0.061 _{↑69.4%}	0.075 _{↑63.0%}	0.273 _{↑54.2%}	0.195 _{↑53.5%}	0.117 _{↑64.8%}	0.146 _{↑60.4%}	0.098 _{↑104%}	0.123 _{↑86.4%}	0.143 _{↑78.7%}
Deepseek-v3	w/o RAG	0.028	0.033	0.143	0.099	0.055	0.067	0.048	0.063	0.073
	RAG (R=5)	0.050 _{↑78.6%}	0.058 _{↑75.8%}	0.248 _{↑73.4%}	0.171 _{↑72.7%}	0.096 _{↑74.5%}	0.114 _{↑70.1%}	0.103 _{↑115%}	0.131 _{↑108%}	0.153 _{↑110%}
	RAG (R=10)	0.060 _{↑114%}	0.070 _{↑112%}	0.278 _{↑94.4%}	0.193 _{↑94.9%}	0.111 _{↑102%}	0.137 _{↑104%}	0.108 _{↑125%}	0.135 _{↑114%}	0.158 _{↑116%}
Qwen3-Coder-480B	w/o RAG	0.019	0.023	0.100	0.071	0.037	0.047	0.042	0.053	0.065
	RAG (R=5)	0.037 _{↑94.7%}	0.042 _{↑82.6%}	0.177 _{↑77.0%}	0.121 _{↑70.4%}	0.072 _{↑94.6%}	0.083 _{↑76.6%}	0.101 _{↑140%}	0.121 _{↑128%}	0.138 _{↑112%}
	RAG (R=10)	0.049 _{↑158%}	0.054 _{↑135%}	0.216 _{↑116%}	0.147 _{↑107%}	0.095 _{↑157%}	0.106 _{↑126%}	0.113 _{↑169%}	0.140 _{↑164%}	0.161 _{↑148%}
GPT-oss-120B	w/o RAG	0.016	0.018	0.095	0.063	0.033	0.037	0.024	0.028	0.031
	RAG (R=5)	0.027 _{↑68.8%}	0.031 _{↑72.2%}	0.155 _{↑63.2%}	0.103 _{↑63.5%}	0.054 _{↑63.6%}	0.060 _{↑62.2%}	0.069 _{↑188%}	0.082 _{↑193%}	0.090 _{↑190%}
	RAG (R=10)	0.043 _{↑169%}	0.046 _{↑156%}	0.219 _{↑131%}	0.144 _{↑129%}	0.083 _{↑152%}	0.090 _{↑143%}	0.087 _{↑263%}	0.108 _{↑286%}	0.122 _{↑294%}
CitationGenerator-4B	w/o All	0.006	0.007	0.029	0.021	0.013	0.017	0.009	0.010	0.012
	w/o SFT (R=5)	0.011 _{↑83.3%}	0.012 _{↑71.4%}	0.056 _{↑93.1%}	0.034 _{↑61.9%}	0.024 _{↑84.6%}	0.027 _{↑58.8%}	0.051 _{↑467%}	0.064 _{↑540%}	0.074 _{↑517%}
	w/o SFT (R=10)	0.021 _{↑250%}	0.022 _{↑229%}	0.122 _{↑321%}	0.078 _{↑271%}	0.041 _{↑215%}	0.045 _{↑165%}	0.063 _{↑600%}	0.078 _{↑680%}	0.092 _{↑667%}
	w/o RAG	0.012	0.019	0.055	0.047	0.022	0.039	0.017	0.029	0.042
	Full (R=5)	0.023 _{↑91.7%}	0.034 _{↑78.9%}	0.107 _{↑94.5%}	0.084 _{↑78.7%}	0.042 _{↑90.9%}	0.065 _{↑66.7%}	0.087 _{↑412%}	0.096 _{↑231%}	0.101 _{↑140%}
	Full (R=10)	0.027 _{↑125%}	0.039 _{↑105%}	0.129 _{↑135%}	0.098 _{↑109%}	0.053 _{↑141%}	0.074 _{↑89.7%}	0.119 _{↑600%}	0.148 _{↑410%}	0.164 _{↑290%}
CitationGenerator-30B	w/o All	0.010	0.011	0.057	0.038	0.020	0.023	0.014	0.016	0.017
	w/o SFT (R=5)	0.021 _{↑110%}	0.024 _{↑118%}	0.117 _{↑105%}	0.076 _{↑100%}	0.039 _{↑95.0%}	0.042 _{↑82.6%}	0.076 _{↑443%}	0.084 _{↑425%}	0.089 _{↑424%}
	w/o SFT (R=10)	0.031 _{↑210%}	0.035 _{↑218%}	0.153 _{↑168%}	0.100 _{↑163%}	0.059 _{↑195%}	0.063 _{↑174%}	0.096 _{↑586%}	0.114 _{↑613%}	0.124 _{↑629%}
	w/o RAG	0.043	0.069	0.225	0.198	0.113	0.130	0.149	0.165	0.191
	Full (R=5)	0.072 _{↑67.4%}	0.113 _{↑63.8%}	0.338 _{↑50.2%}	0.273 _{↑37.9%}	0.183 _{↑61.9%}	0.204 _{↑56.9%}	0.268 _{↑79.9%}	0.291 _{↑76.4%}	0.318 _{↑66.5%}
	Full (R=10)	0.076 _{↑76.7%}	0.122 _{↑76.8%}	0.367 _{↑63.1%}	0.295 _{↑49.0%}	0.193 _{↑70.8%}	0.219 _{↑68.5%}	0.273 _{↑83.2%}	0.303 _{↑83.6%}	0.342 _{↑79.1%}

with Gemini-2.0-Flash achieving over 200% improvement in PACA metrics with RAG integration. Supervised fine-tuning demonstrates remarkable effectiveness, as CitationGenerator-30B without RAG achieves competitive performance with leading closed-source models that use retrieval, particularly excelling in Task 2 with PACA@20 of 0.165. The combination of fine-tuning and RAG produces synergistic effects, with CitationGenerator-30B (R=10) achieving the highest performance: Recall@20 of 0.076, NDCG@20 of 0.367 for Task 1, and PACA@20 of 0.303 for Task 2. Baseline capabilities vary considerably, with closed-source models demonstrating stronger zero-shot performance, though this gap narrows substantially with domain-specific fine-tuning.

7.1.2 Ablation Study. Table 2 demonstrates that supervised fine-tuning and retrieval augmentation contribute through distinct yet complementary mechanisms in our CitationGenerator models. Fine-tuning provides the primary performance gain, with w/o RAG configurations substantially outperforming w/o SFT variants across both model sizes, demonstrating that domain adaptation is essential for capturing academic citation patterns. Retrieval augmentation further enhances fine-tuned models, with Full configurations achieving significant improvements over w/o RAG baselines. Model capacity plays a critical role, as CitationGenerator-4B shows limited effectiveness across all configurations while CitationGenerator-30B achieves state-of-the-art performance, highlighting the importance of sufficient parameter scale for complex citation prediction tasks.

Table 3: Results on retriever comparison of different models.

Model	Recall@20	Recall@50	MRR@20	MRR@50
TF-IDF	0.0212	0.0332	0.1109	0.1145
BM25	0.0283	0.0426	0.1402	0.1435
BGE-M3	0.0326	0.0481	0.1611	0.1643
All-MPNet-Base-V2	0.0366	0.0566	0.1670	0.1703
Multilingual-E5-Large	0.0332	0.0496	0.1634	0.1667
Qwen3-Embedding-8B	0.0522	0.0775	0.2163	0.2186
CitationRetriever-8B	0.0970	0.1386	0.3219	0.3232

**Figure 3: Performance Comparison of Single-Level vs. Multi-Level Fused Retrieval Strategies**

7.2 Retriever Comparison

7.2.1 Retriever Performance Comparison. Table 3 demonstrates substantial performance advantages of neural embedding models over traditional sparse retrieval methods for academic citation prediction. Traditional approaches including TF-IDF and BM25 achieve limited effectiveness with MRR@50 of 0.1145 and 0.1435. General-purpose neural models including BGE-M3 and All-MPNet-Base-V2 show moderate improvements with MRR@50 around 0.16–0.17, yet remain insufficient for citation-specific patterns. Qwen3-Embedding-8B exhibits stronger performance with MRR@50 of 0.2186 due to large-scale pre-training, though it lacks specialized adaptation for citation relationships. Our CitationRetriever-8B achieves MRR@50 of 0.3232, representing 47.9% improvement over Qwen3-Embedding-8B and nearly double the performance of general-purpose models, demonstrating that contrastive learning on citation data enables capturing complex relationships including shared methodologies and field-specific conventions.

7.2.2 Ablation on Multi-level Corpus. Figure 3 illustrates that multi-level fusion consistently outperforms single-level retrieval across all embedding models. Traditional models show modest improvements of 0.2–2.7% in MRR@50, while Qwen3-Embedding-8B demonstrates 1.1% improvement. CitationRetriever-8B exhibits the most substantial gains with 3.7% improvement over its best single-level configuration, indicating that contrastive fine-tuning enables learning complementary relevance signals across granularities where Level 1 captures topical alignment, Level 2 incorporates methodological context, and Level 3 provides comprehensive content coverage. These results validate that academic papers require multi-level representation for effective citation prediction.

8 Related Work

8.1 Retrieval-Augmented Generation

Traditional retrieval methods [42–44] are no longer sufficient to meet the demands of the era of large language models [7, 10, 12, 15, 20, 29, 34, 37–40], retrieval-augmented generation (RAG) has become a key paradigm for mitigating large language models’ limitations in domain-specific or time-sensitive tasks, where models often hallucinate or generate outdated responses [32]. RAG addresses these limitations via a three-stage pipeline: retrieval from external knowledge bases, query–context integration, and grounded response generation [2]. Subsequent work improves RAG through enhanced retrievers [19], adaptive retrieval strategies [14], reasoning-based prompting such as IR-CoT [33], and graph-structured retrieval like GraphRAG [6]. However, these general frameworks lack the hierarchical corpus organization and multi-granularity retrieval needed for academic literature, where citation reasoning spans titles, abstracts, and full texts.

8.2 Citation Generation and Evaluation

Recent RAG systems have enabled citation-aware text generation for verifiability. Early models such as WebGPT [22] and RL-based methods [21] laid the groundwork, while later systems including ReGen [23] and WebCPM [24] refined citation integration through improved training. Recent advances in few-shot learning, self-reflection mechanisms, and fine-grained reward modeling have further improved citation quality. Evaluation has evolved from manual annotation (AIS [25]) to automated and benchmark-based approaches such as ALCE [9]. However, existing work mainly targets Web-based question answering and lacks support for academic citation prediction, which requires both document-level reference modeling and position-specific citation reasoning.

9 Conclusion

In this paper, we propose **CiteRAG**, the first comprehensive RAG-integrated benchmark for evaluating large language models on academic citation prediction. The benchmark features dual-granularity tasks, a hierarchical corpus of 554k papers, and standardized evaluation framework. Extensive experiments across state-of-the-art language models demonstrate that RAG integration consistently enhances prediction accuracy and reduces hallucination rates. Our results reveal that specialized domain adaptation through supervised fine-tuning provides substantial performance gains, while retrieval augmentation offers complementary benefits through external knowledge grounding. Our open-source toolkit provides the research community with reproducible evaluation protocols and comprehensive baselines, establishing a methodological foundation for advancing citation prediction systems.

Acknowledgments

This work is supported in part by the National Natural Science Foundation of China (No. 62372264 and No. 92467203) and Sina Weibo Corp. Chaokun Wang is the corresponding author.

References

- [1] Anirudh Ajith, Mengzhou Xia, Alexis Chevalier, Tanya Goyal, Danqi Chen, and Tianyu Gao. 2024. LitSearch: A Retrieval Benchmark for Scientific Literature Search. In *Proceedings of the 2024 Conference on Empirical Methods in Natural Language Processing*. 15068–15083.
- [2] Akari Asai, Zequi Wu, Yizhong Wang, Avirup Sil, and Hannaneh Hajishirzi. 2024. Self-rag: Learning to retrieve, generate, and critique through self-reflection. (2024).
- [3] Valerio Ciotti, Moreno Bonaventura, Vincenzo Nicosia, Pietro Panzarasa, and Vito Latora. 2016. Homophily and missing links in citation networks. *EPJ Data Science* 5, 7 (2016).
- [4] Arman Cohan, Waleed Ammar, Madeleine van Zuylen, and Field Cady. 2019. Structural Scaffolds for Citation Intent Classification in Scientific Publications. (2019), 3586–3596.
- [5] Arman Cohan, Sergey Feldman, Iz Beltagy, Doug Downey, and Daniel S. Weld. 2020. SPECTER: Document-Level Representation Learning using Citation-informed Transformers. In *Proceedings of the 58th Annual Meeting of the Association for Computational Linguistics*. Association for Computational Linguistics, 2270–2282.
- [6] Darren Edge, Ha Trinh, Newman Cheng, Joshua Bradley, Alex Chao, Apurva Mody, Steven Truitt, and Jonathan Larson. 2024. From local to global: A graph rag approach to query-focused summarization. *arXiv preprint arXiv:2404.16130* (2024).
- [7] Zhiyuan Feng, Zhaolu Kang, Qijie Wang, Zhiying Du, Jiongrui Yan, Shubin Shi, Chengbo Yuan, Huizhi Liang, Yu Deng, Qixiu Li, et al. 2025. Seeing Across Views: Benchmarking Spatial Reasoning of Vision-Language Models in Robotic Scenes. *arXiv preprint arXiv:2510.19400* (2025).
- [8] Tianyu Gao, Xingcheng Yao, and Danqi Chen. 2021. SimCSE: Simple contrastive learning of sentence embeddings. (2021).
- [9] Tianyu Gao, Howard Yen, Jiatong Yu, and Danqi Chen. 2023. Enabling Large Language Models to Generate Text with Citations. (2023), 6465–6488.
- [10] Yingjie He, Zhaolu Kang, Kehan Jiang, Qianyuan Zhang, Jiachen Qian, Chunlei Meng, Yujie Feng, Yuan Wang, Jiabao Dou, Aming Wu, et al. 2026. How Order-Sensitive Are LLMs? OrderProbe for Deterministic Structural Reconstruction. *arXiv preprint arXiv:2601.08626* (2026).
- [11] Jake M. Hofman, Duncan J. Watts, Susan Athey, Filiz Garip, Thomas L. Griffiths, Jon Kleinberg, Helen Margetis, Sendhil Mullainathan, Matthew J. Salganik, Simone Vazire, Alessandro Vespignani, and Tal Yarkoni. 2021. Integrating explanation and prediction in computational social science. *Nature* 595, 7866 (2021), 181–188.
- [12] Binyuan Hui, Jian Yang, Zeyu Cui, Jiaxi Yang, Dayiheng Liu, Lei Zhang, Tianyu Liu, Jiajun Zhang, Bowen Yu, Keming Lu, et al. 2024. Qwen2. 5-coder technical report. *arXiv preprint arXiv:2409.12186* (2024).
- [13] Gautier Izacard and Edouard Grave. 2021. Leveraging Passage Retrieval with Generative Models for Open Domain Question Answering. (2021).
- [14] Soyeong Jeong, Jinheon Baek, Sukmin Cho, Sung Ju Hwang, and Jong C Park. 2024. Adaptive-RAG: Learning to Adapt Retrieval-Augmented Large Language Models through Question Complexity. (2024), 7029–7043.
- [15] Zhaolu Kang, Junhao Gong, Wenqing Hu, Shuo Yin, Kehan Jiang, Zhicheng Fang, Yingjie He, Chunlei Meng, Rong Fu, Dongyang Chen, et al. 2026. QuantEval: A Benchmark for Financial Quantitative Tasks in Large Language Models. *arXiv preprint arXiv:2601.08689* (2026).
- [16] Abhinav Ramesh Kashyap, Yajing Yang, and Min-Yen Kan. 2023. Scientific document processing: challenges for modern learning methods. *International Journal on Digital Libraries* 24 (2023), 283–309.
- [17] David Lazer, Alex Pentland, Lada Adamic, Sinan Aral, Albert-László Barabási, Devon Brewer, Nicholas Christakis, Noshir Contractor, James Fowler, Myron Gutmann, Tony Jebara, Gary King, Michael Macy, Deb Roy, and Marshall Van Alstyne. 2009. Computational Social Science. *Science* 323, 5915 (2009), 721–723.
- [18] Kenton Lee, Ming-Wei Chang, and Kristina Toutanova. 2019. Latent retrieval for weakly supervised open domain question answering. (2019), 6086–6096.
- [19] Patrick Lewis, Ethan Perez, Aleksandra Piktus, Fabio Petroni, Vladimir Karpukhin, Naman Goyal, et al. 2020. Retrieval-Augmented Generation for Knowledge-Intensive NLP Tasks. (2020).
- [20] Yuying Li, Siyi Qian, Hao Liang, Leqi Zheng, Ruichuan An, Yongzhen Guo, and Wentao Zhang. 2025. CapGeo: A Caption-Assisted Approach to Geometric Reasoning. *arXiv preprint arXiv:2510.09302* (2025).
- [21] Jacob Menick, Maja Trebacz, Vladimir Mikulik, John Aslanides, Francis Song, et al. 2022. Teaching language models to support answers with verified quotes. *arXiv preprint arXiv:2203.11147* (2022).
- [22] Reiichiro Nakano, Jacob Hilton, Suchir Balaji, Jeff Wu, Long Ouyang, et al. 2021. WebGPT: Browser-assisted question-answering with human feedback. *arXiv preprint arXiv:2112.09332* (2021).
- [23] Hongjin Qian, Yutao Zhu, Zhicheng Dou, Haoqi Gu, Xinyu Zhang, et al. 2023. WebBrain: Learning to generate factually correct articles for queries by grounding on large web corpus. *arXiv preprint arXiv:2304.04358* (2023).
- [24] Yujia Qin, Zihan Cai, Dian Jin, Lan Yan, Shihao Liang, Kunlun Zhu, Yankai Lin, Xu Han, Ning Ding, Huadong Wang, et al. 2023. WebCPM: Interactive Web Search for Chinese Long-form Question Answering. (2023).
- [25] Hannah Rashkin, Vitaly Nikolaev, Matthew Lamm, Lora Aroyo, Michael Collins, Dipanjan Das, Slav Petrov, Gaurav Singh Tomar, Iulia Turc, and David Reitter. 2023. Measuring attribution in natural language generation models. *Computational Linguistics* 49, 4 (2023), 777–840.
- [26] Nils Reimers and Iryna Gurevych. 2019. Sentence-BERT: Sentence embeddings using Siamese BERT-networks. (2019).
- [27] Tarek Saier, Johan Krause, and Michael Färber. 2023. unarXive 2022: All arXiv Publications Pre-Processed for NLP, Including Structured Full-Text and Citation Network. In *2023 ACM/IEEE Joint Conference on Digital Libraries (JCDL)*. IEEE Computer Society, 66–70.
- [28] Mohammad Shoeybi, Mostofa Patwary, Raul Puri, Patrick LeGresley, Jared Casper, and Bryan Catanzaro. 2020. Megatron-LM: Training Multi-Billion Parameter Language Models Using Model Parallelism. (2020). arXiv:1909.08053 [cs.CL]
- [29] Qwen Team. 2025. Qwen3-coder: Agentic coding in the world. *Blog post* (2025).
- [30] Simone Teufel, Jean Carletta, and Marc Moens. 1999. An annotation scheme for discourse-level argumentation in research articles. (1999), 110–117.
- [31] Deepa Tilwani, Yash Saxena, Ali Mohammad, Edward Raff, Amit Sheth, Srinivasan Parthasarathy, and Manas Gaur. 2024. REASONS: A benchmark for Retrieval and Automated citationS Of scientific Sentences using Public and Proprietary LLMs. *arXiv preprint arXiv:2405.02228* (2024).
- [32] SM Tonmoy, SM Zaman, Vinija Jain, Anku Rani, Vipula Rawte, Aman Chadha, and Amitava Das. 2024. A comprehensive survey of hallucination mitigation techniques in large language models. *arXiv preprint arXiv:2401.01313* (2024).
- [33] Harsh Trivedi, Niranjana Balasubramanian, Tushar Khot, and Ashish Sabharwal. 2023. Interleaving Retrieval with Chain-of-Thought Reasoning for Knowledge-Intensive Multi-Step Questions. (2023), 10014–10037.
- [34] Jiahua Wang, Shannan Yan, Leqi Zheng, Jialong Wu, and Yaixin Mao. 2025. Audio-Visual World Models: Towards Multisensory Imagination in Sight and Sound. *arXiv preprint arXiv:2512.00883* (2025).
- [35] An Yang, Anfeng Li, Baosong Yang, Beichen Zhang, Binyuan Hui, Bo Zheng, Bowen Yu, Chang Gao, Chengen Huang, Chenxu Lv, et al. 2025. Qwen3 technical report. *arXiv preprint arXiv:2505.09388* (2025).
- [36] Haopeng Zhang, Xiao Liu, and Jiawei Zhang. 2023. Contrastive Hierarchical Discourse Graph for Scientific Document Summarization (CHANGES). (2023).
- [37] Hang Zhang, Chaokun Wang, Hongwei Li, Cheng Wu, Songyao Wang, Yabin Liu, Gengyuan Shi, and Ziyang Liu. 2025. PLForge: Enhancing Language Models for Natural Language to Procedural Extensions of SQL. *Proc. ACM Manag. Data* 3, 6, Article 348 (Dec. 2025), 28 pages.
- [38] Jiajun Zhang, Zeyu Cui, Jiaxi Yang, Lei Zhang, Yuheng Jing, Zeyao Ma, Tianyi Bai, Zilei Wang, Qiang Liu, Liang Wang, et al. 2026. From Completion to Editing: Unlocking Context-Aware Code Infilling via Search-and-Replace Instruction Tuning. *arXiv preprint arXiv:2601.13384* (2026).
- [39] Jiajun Zhang, Jianke Zhang, Zeyu Cui, Jiaxi Yang, Lei Zhang, Binyuan Hui, Qiang Liu, Zilei Wang, Liang Wang, and Junyang Lin. 2025. PlotCraft: Pushing the Limits of LLMs for Complex and Interactive Data Visualization. *arXiv preprint arXiv:2511.00010* (2025).
- [40] Lei Zhang, Mouxiang Chen, Ruisheng Cao, Jiawei Chen, Fan Zhou, Yiheng Xu, Jiaxi Yang, Liang Chen, Changwei Luo, Kai Zhang, et al. 2026. MegaFlow: Large-Scale Distributed Orchestration System for the Agentic Era. *arXiv preprint arXiv:2601.07526* (2026).
- [41] Yanzhao Zhang, Mingxin Li, Dingkun Long, Xin Zhang, Huan Lin, Baosong Yang, Pengjun Xie, An Yang, Dayiheng Liu, Junyang Lin, et al. 2025. Qwen3 Embedding: Advancing Text Embedding and Reranking Through Foundation Models. *arXiv preprint arXiv:2506.05176* (2025).
- [42] Leqi Zheng, Chaokun Wang, Canzhi Chen, Jiajun Zhang, Cheng Wu, Zixin Song, Shannan Yan, Ziyang Liu, and Hongwei Li. 2025. LAGCL4Rec: When LLMs Activate Interactions Potential in Graph Contrastive Learning for Recommendation. In *Findings of the Association for Computational Linguistics: EMNLP 2025*. Association for Computational Linguistics, Suzhou, China, 1163–1184.
- [43] Leqi Zheng, Chaokun Wang, Ziyang Liu, Canzhi Chen, Cheng Wu, and Hongwei Li. 2025. Balancing Self-Presentation and Self-Hiding for Exposure-Aware Recommendation Based on Graph Contrastive Learning. In *Proceedings of the 48th International ACM SIGIR Conference on Research and Development in Information Retrieval*. 2027–2037.
- [44] Leqi Zheng, Chaokun Wang, Zixin Song, Cheng Wu, Shannan Yan, Jiajun Zhang, and Ziyang Liu. 2025. Negative Feedback Really Matters: Signed Dual-Channel Graph Contrastive Learning Framework for Recommendation. In *The Thirty-ninth Annual Conference on Neural Information Processing Systems*.
- [45] Yuxiang Zheng, Dayuan Fu, Xiangkun Hu, Xiaojie Cai, Lyumanshan Ye, Pengrui Lu, and Pengfei Liu. 2025. Deepresearcher: Scaling deep research via reinforcement learning in real-world environments. *arXiv preprint arXiv:2504.03160* (2025).

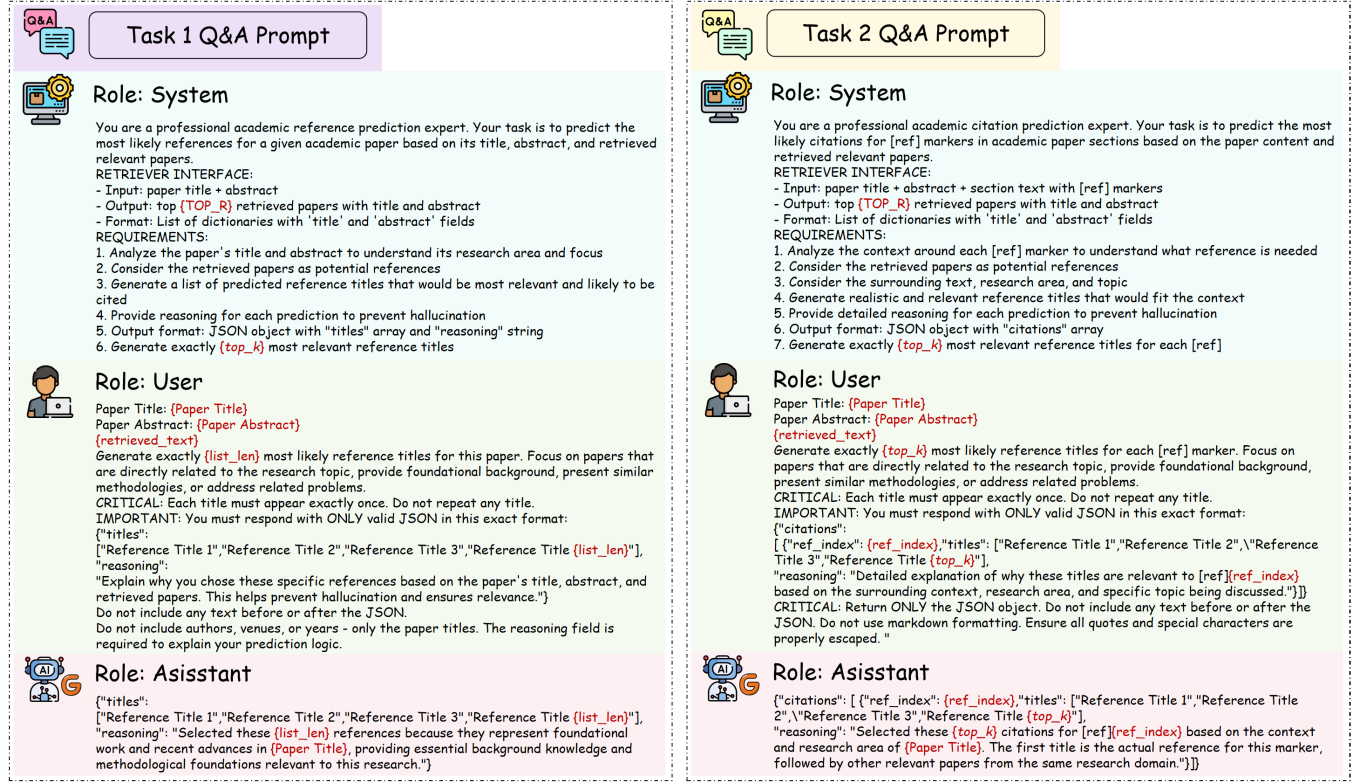


Figure 4: Question-answer format specifications for Task 1 and Task 2.

A QA Format

Both citation prediction tasks are formatted as question-answer pairs following the ChatML format. The System role defines task requirements, specifying input format (paper metadata and retrieved context) and output format (JSON object with predicted titles and reasoning). The User role provides the query paper's title, abstract, and retrieved papers from the corpus, with Task 2 additionally including section text containing reference placeholders. The Assistant role generates predictions in strict JSON format, producing a ranked list of reference titles for Task 1 or position-specific citations for Task 2, accompanied by detailed reasoning to ground predictions in the provided context and prevent hallucination. Figure 4 illustrates the complete ChatML prompt structure and expected response format for both tasks.

B Detailed Metric Definitions

For the retriever evaluation, **Recall@k** measures the proportion of relevant papers successfully retrieved within the top- k positions:

$$\text{Recall@k} = \frac{|\text{Retrieved@k} \cap \text{Relevant}|}{|\text{Relevant}|} \quad (11)$$

For the retriever evaluation, **Mean Reciprocal Rank@k (MRR@k)** evaluates the ranking quality by considering the position of the first relevant item:

$$\text{MRR@k} = \frac{1}{|Q|} \sum_{i=1}^{|Q|} \frac{1}{\text{rank}_i} \quad (12)$$

where ranks beyond k contribute zero to the average.

For the task 1 evaluation, **Recall@k** measures the proportion of ground truth references successfully predicted:

$$\text{Recall@k} = \frac{|\text{Predicted@k} \cap \text{GroundTruth}|}{|\text{GroundTruth}|} \quad (13)$$

For the task 1 evaluation, **Normalized Discounted Cumulative Gain@k (NDCG@k)** evaluates both relevance and ranking quality:

$$\text{NDCG@k} = \frac{\text{DCG@k}}{\text{IDCG@k}} \quad (14)$$

where

$$\text{DCG@k} = \sum_{i=1}^k \frac{2^{\text{rel}_i} - 1}{\log_2(i + 1)} \quad (15)$$

For the task 1 evaluation, **Hit@k** quantifies the absolute number of correct predictions within the top- k results.

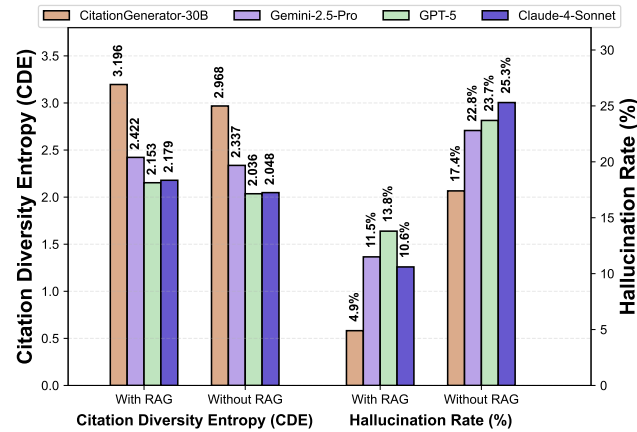
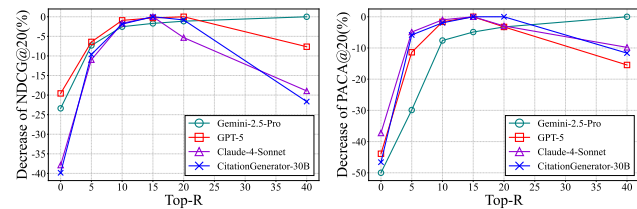
C External Experimental Results

C.1 Citation Diversity and Hallucination Analysis

Figure 5 reveals the complementary effects of RAG on citation diversity and hallucination reduction. RAG integration consistently increases citation diversity entropy, with CitationGenerator-30B achieving 3.196 with RAG compared to 2.968 without, indicating broader subcategory exploration. Closed-source models exhibit moderate diversity improvements of 0.3-0.5 entropy units while

Table 4: Results on noise robustness comparison of different models.

Model	Tasks	Task1		Task2
	Metrics	Recall@20	NDCG@20	PACA@20
GPT-5	w/o RAG	0.061	0.263	0.069
	Noise 0%	0.071	0.324	0.121
	Noise 20%	0.066	0.302	0.099
	Noise 40%	0.068	0.298	0.102
	Noise 80%	0.062	0.270	0.078
	Noise 100%	0.055	0.247	0.064
Claude-4-Sonnet	w/o RAG	0.038	0.187	0.064
	Noise 0%	0.064	0.296	0.101
	Noise 20%	0.057	0.257	0.090
	Noise 40%	0.051	0.227	0.074
	Noise 80%	0.038	0.177	0.073
	Noise 100%	0.031	0.151	0.059
Gemini-2.5-Pro	w/o RAG	0.055	0.272	0.092
	Noise 0%	0.076	0.346	0.170
	Noise 20%	0.072	0.323	0.123
	Noise 40%	0.067	0.304	0.119
	Noise 80%	0.059	0.280	0.096
	Noise 100%	0.056	0.270	0.090
CitationGenerator-30B	w/o RAG	0.043	0.225	0.165
	Noise 0%	0.076	0.367	0.303
	Noise 20%	0.056	0.298	0.242
	Noise 40%	0.052	0.262	0.210
	Noise 80%	0.047	0.240	0.175
	Noise 100%	0.045	0.230	0.168

**Figure 5: Citation Quality Assessment: Diversity Entropy and Hallucination Rate Across Models.****Figure 6: Retrieval Depth vs. Prediction Quality Trade-off Analysis.**

maintaining balanced distributions. More critically, RAG dramatically reduces hallucination rates, with CitationGenerator-30B decreasing from 17.4% to 4.9%, and Gemini-2.5-Pro, GPT-5, and Claude-4-Sonnet reducing from 22.8%, 23.7%, and 25.9% to 11.5%, 13.8%, and 10.6% respectively.

C.2 Retrieval Depth vs. Quality Trade-off Analysis

Figure 6 demonstrates complex relationships between retrieval depth and prediction quality influenced by context processing capabilities. Most models exhibit initial improvements from R=5-15, followed by performance degradation beyond optimal depth as excessive context introduces noise and exceeds attention span limits. Notably, Gemini-2.5-Pro maintains consistent performance improvement across all retrieval depths, attributed to its extended context window capability that effectively processes longer sequences without quality degradation. CitationGenerator-30B demonstrates competitive robustness within moderate ranges but shows limitations with extensive context. Considering the trade-offs between inference latency, token consumption costs, and prediction accuracy, R=10 emerges as the optimal configuration, providing substantial quality improvements over shallow retrieval while maintaining computational efficiency and avoiding the noise interference observed at deeper retrieval levels across most model architectures.

C.3 Noise Robustness Analysis

Table 4 evaluates model robustness against retrieval noise by introducing varying proportions of irrelevant papers into retrieved contexts. Closed-source models including GPT-5, Claude-4-Sonnet, and Gemini-2.5-Pro demonstrate moderate robustness, maintaining 80-90% of their clean performance at 20% noise levels but declining to 75-85% at higher noise ratios. CitationGenerator-30B demonstrates superior robustness due to its fine-tuning, retaining approximately 80% of clean performance even at 40% noise and maintaining reasonable effectiveness at 80% noise levels where other models collapse.

C.4 Use Case Analysis

Figure 7 demonstrates two representative applications corresponding to our benchmark tasks. The literature review generation use case aligns with Task 1's coarse-grained objective, where the system retrieves a comprehensive list of papers for a research topic on efficient Transformer architectures, with reasoning explaining each paper's relevance. The assisted citation writing use case corresponds to Task 2's fine-grained objective, where the system recommends specific papers for individual reference placeholders based on surrounding textual context, successfully identifying relevant works addressing hallucination and factuality challenges. These scenarios validate the practical utility of both task formulations for real-world academic workflows.

C.5 Difficult Case Analysis

Figure 8 illustrates two challenging scenarios that expose current system limitations. The left panel shows a complex nested clause case where the citation appears within a deeply embedded subordinate clause, causing models to focus on the main clause about generalization rather than the nested context discussing momentum-based updates, resulting in incorrect predictions. The right panel demonstrates technical detail overload, where multiple scattered concepts in a lengthy sentence distract models from identifying the correct transformer mechanism reference, leading to recency bias toward superficial keyword matches. These failure cases highlight critical challenges in handling syntactically complex contexts and filtering relevant information from dense technical descriptions.

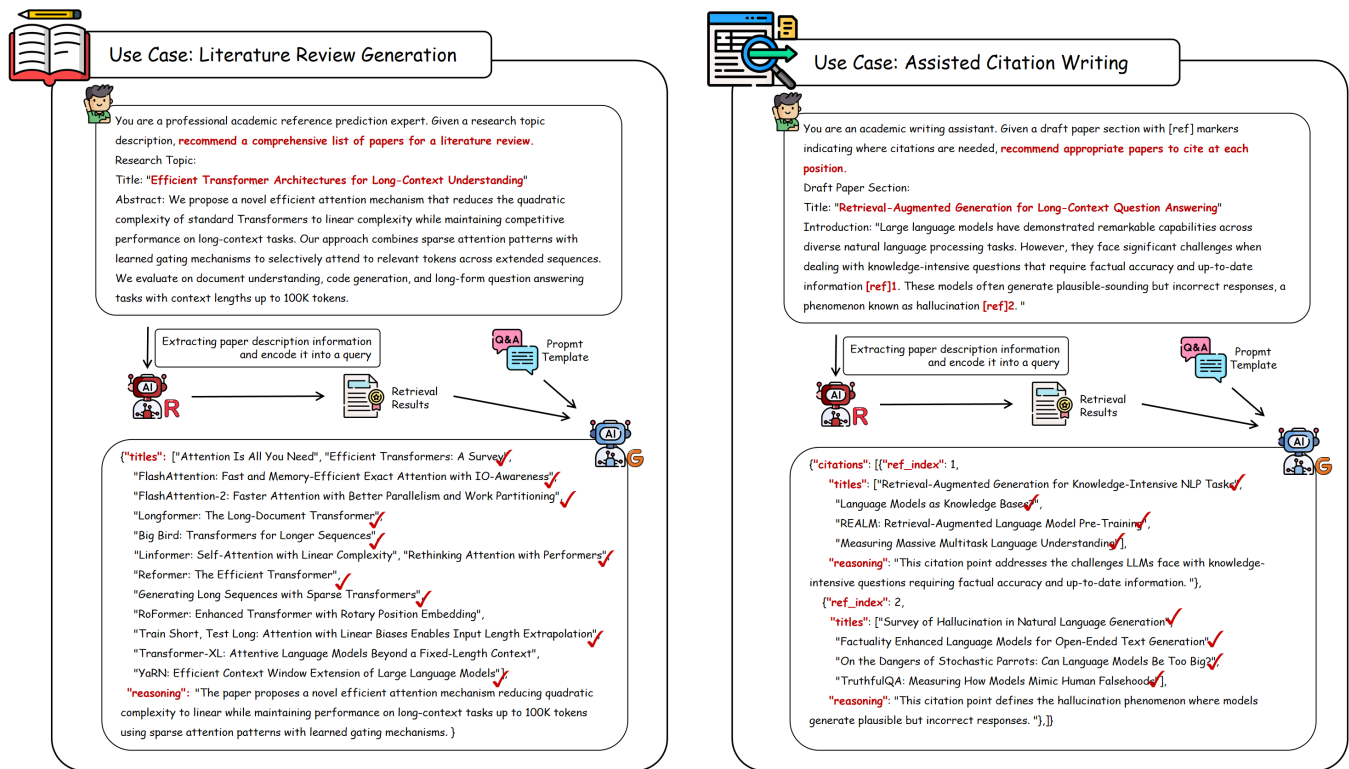


Figure 7: From Benchmark to Practice: Illustrative Use Cases of RAG-Enhanced Citation Prediction in Academic Research Workflows.

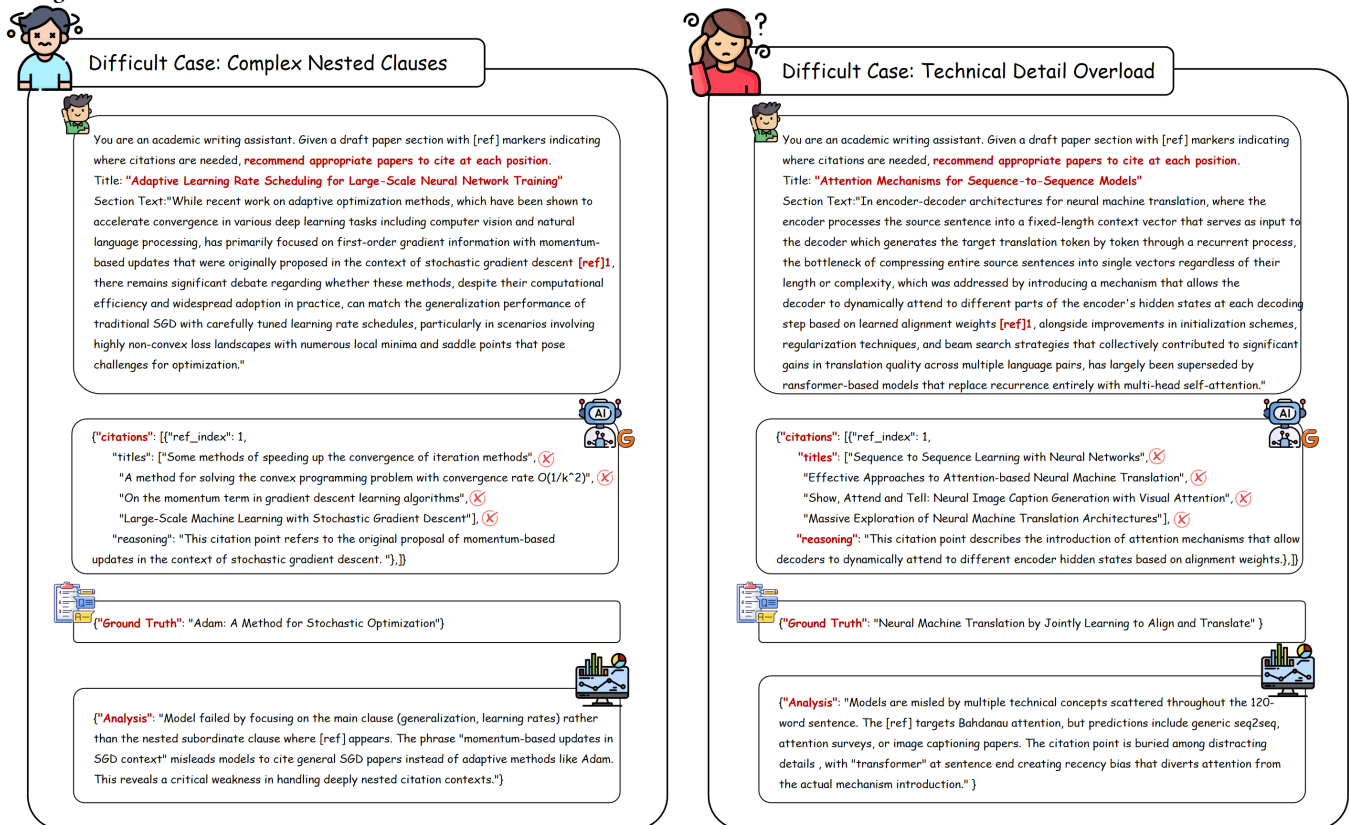


Figure 8: Difficult Case Analysis in Practice: Syntactic Complexity and Technical Overload as Critical Challenge Patterns.