

5G NR Non-Terrestrial Networks: Open Challenges for Full-Stack Protocol Design

Francesco Rossato, Mattia Figaro, Alessandro Traspadini, *Student Members IEEE*
Takayuki Shimizu, Chinmay Mahabal, Sanjeeva Herath, Chunghan Lee, Dogan Kutay Pekcan,
Michele Zorzi, *Fellow Member, IEEE*, Marco Giordani, *Senior Member, IEEE*

Abstract—As 5th generation (5G) networks continue to evolve, there is a growing interest toward the integration of Terrestrial Networks (TNs) and Non-Terrestrial Networks (NTNs). Specifically, NTNs leverage space/air base stations such as satellites, High Altitude Platforms (HAPs), and Unmanned Aerial Vehicles (UAVs) for expanding wireless coverage to underserved rural/remote areas, supporting emergency communications, and offloading traffic in highly congested urban environments. In this paper we focus on the 3GPP 5G NR-NTN standard in the context of satellite communication networks, and highlight critical challenges that must be addressed for proper full-stack protocol design, with considerations related to the PHY, MAC, and higher layers. We also present simulation results in ns-3 to demonstrate the impact of some of these challenges on the network, as an initial step toward more advanced standardization activities on 3GPP 5G NR-NTN.

Index Terms—Non-Terrestrial Network (NTN); 3GPP; Protocol design; ns-3 simulations; Full-stack.

I. INTRODUCTION

In recent years, there has been a growing interest in the deployment of Non-Terrestrial Networks (NTNs), which leverage aerial and spaceborne platforms such as satellites, High Altitude Platforms (HAPs), and Unmanned Aerial Vehicles (UAVs) to extend the coverage of Terrestrial Networks (TNs) [1]. Notably, Low Earth Orbit (LEO) satellites offer wide-area connectivity with relatively low latency, and are especially attractive for NTNs, as proved by the many commercial Internet access deployments based on LEO constellations.

Satellite communication enables a broad range of applications, such as for connected vehicles, automation, Internet of Things (IoT), aerospace, environmental monitoring, smart

grids, and remote management. Satellites can also provide broadband standalone connectivity in the absence of ground infrastructure [2], e.g., in remote or disaster areas.

To enable such diverse applications, the 3rd Generation Partnership Project (3GPP) has worked on a new standard to support NTN communications, named 5G NR-NTN [3]. However, the integration of NTNs, especially satellites, into the 5G/6G ecosystem presents many challenges compared to TNs [4]. In fact, satellites suffer from more severe path loss and attenuation due to atmospheric factors like scintillation, rain and clouds, as well as Doppler shifts due to orbital mobility [5]. Moreover, the long propagation delay in satellite networks complicates PHY/MAC procedures, especially in terms of channel estimation, resource allocation, scheduling, routing, and handover management. Additionally, satellites create larger coverage areas than terrestrial base stations, and serve a larger number of terminals, which may saturate the available network resources. Addressing these issues may require substantial modifications to the 5G NR-TN protocol stack, which have not yet been thoroughly analyzed and evaluated by the research community. In [1], we took an initial step in this direction by exploring some fundamental challenges for NTN, although the discussion did not reference 3GPP specifications explicitly. Hosseinian *et al.* [6] reviewed the 5G NTN standardization landscape, although their study was published in 2021, and did not incorporate recent 3GPP advancements beyond Rel. 17. On the other hand, our recent work [7] presented a more updated overview of the 3GPP 5G NR-NTN standard toward Rel. 20, though we did not analyze current challenges and solutions for protocol design.

To address these gaps, in this paper we explore open research questions for future 3GPP 5G NR-NTN standardization activities focusing on satellite networks, and formalize possible solutions for proper protocol design. In particular, we review critical aspects related to synchronization and duplexing, resource allocation, retransmissions, coverage, mobility management, routing, and network and transport layers. Compared to the existing literature, which is largely conceptual with no or limited empirical validation, in this study we run end-to-end system-level simulations in ns-3 to numerically evaluate the effect of these challenges on the 5G NR-NTN protocol stack. We demonstrate the impact of Guard Periods (GPs) in Time Division Duplexing (TDD), the number of Hybrid Automatic Repeat reQuests (HARQs) processes for retransmissions, the

F. Rossato, M. Figaro, A. Traspadini, M. Zorzi, and M. Giordani are with the Department of Information Engineering, University of Padova, Padova, Italy. (E-mail: {francesco.rossato, mattia.figaro, alessandro.traspadini, michele.zorzi, marco.giordani}@dei.unipd.it).

T. Shimizu, C. Mahabal, S. Herath, C. Lee, and D. K. Pekcan are with R&D InfoTech Labs, Toyota Motor North America Inc., USA. (Email: {takayuki.shimizu, chinmay.mahabal, sanjeeva.herath, chung-han.lee, dogan.pekcan}@toyota.com).

This work was partially supported by the European Union under the Italian National Recovery and Resilience Plan (NRRP) Mission 4, Component 2, Investment 1.3, CUP C93C22005250001, partnership on “Telecommunications of the Future” (PE00000001 – program “RESTART”). This work was also partially supported by the European Commission through the European Union’s Horizon Europe Research and Innovation Programme under the Marie Skłodowska-Curie-SE, Grant Agreement No. 101129618, UNITE.

differential delay in large cells, and the Transmission Control Protocol (TCP) mechanisms in NTN.

II. AN OVERVIEW OF THE 3GPP 5G NR-NTN STANDARD

In this section we review the 3GPP 5G NR-NTN standard (Sec. II-A) and its most relevant specifications (Sec. II-B), and present a simulation platform for the evaluation of different NTN scenarios (Sec. II-C).

A. General Architecture

The NTN architecture consists of: (i) a User Equipment (UE); (ii) an aerial/space station, generally a satellite; and (iii) a ground gateway that interconnects the Radio Access Network (NG-RAN) with the 5G Core (5GC) via the Next Generation (NG) interface, and with the public Internet via the N6 interface. The interconnection between the UE and the aerial/space station (gateway) is via a service (feeder) link.

While Geostationary Earth Orbit (GEO) satellites have been used for decades for applications such as weather monitoring, positioning, and television broadcasting, LEO and Medium Earth Orbit (MEO) constellations have recently gained attention for their ability to deliver low-latency broadband Internet connectivity and flexible coverage. UAVs, typically operating at low altitudes (a few hundred meters), are flexible and ready-to-use connectivity solutions for temporary events, disaster recovery, and mobile relaying. However, they consume a lot of power for propulsion and hovering, and can stay up in the air only for 30-40 minutes. HAPs, positioned in the stratosphere (around 20 km), can deliver broad and cost-efficient coverage, though they encounter challenges related to aerodynamics and refueling.

The 3GPP NTN channel model is specified in [4], building upon a similar model originally developed for TNs [8]. It defines several propagation environments for both urban and rural areas, and includes corresponding models for path loss, small-scale fading, and Line of Sight (LOS) probability. Importantly, it incorporates atmospheric attenuation effects derived from ITU recommendations, especially for tropospheric and ionospheric scintillation. At the physical layer, satellite stations can be equipped with circular aperture antennas, whereas UEs and aerial stations generally mount Uniform Planar Array (UPA), Very Small Aperture Terminal (VSAT), or omni-directional antennas, as described in [3].

In terms of carrier frequency, satellites have traditionally operated in legacy bands below 6 GHz to provide wide-area coverage, namely in the L (1–2 GHz) and S (2–4 GHz) bands. Recently, the use of the Ku (12–14 GHz) and Ka (20–30 GHz) bands has been explored, and in some cases adopted, by modern satellite systems, to meet the stringent data rate and low-latency requirements of future wireless services [9].

B. The Journey from Rel. 17 to Rel. 20

Before Rel. 14, the 3GPP focused solely on TNs. Rel. 15 remained centered on 5G TNs, but started to explore use

cases and requirements for extending cellular services beyond terrestrial boundaries through satellites. With Rel. 16, the 3GPP formally launched a new Study Item to adapt the 5G NR physical layer and protocol stack for NTNs.

Since Rel. 17 (March 2022), the standard has included direct satellite access communication within the first 5G NR-NTN specifications to support applications such as enhanced Mobile Broadband (eMBB) via 5G NR and enhanced Machine-Type Communication (eMTC) via NB-IoT. The major assumption was that the satellite merely acts as an amplify-and-forward relay between the feeder link and the service link, with no onboard processing capabilities (transparent or bentpipe payload). In this case, the gNB is deployed on the ground, typically co-located with the gateway. To ensure backward compatibility with 5G TNs and mitigate Doppler effects, nodes are constrained to operating in legacy sub-6 GHz bands (FR1) and using Frequency Division Duplexing (FDD). Moreover, Earth-fixed, Quasi-Earth-fixed, and Earth-moving cell configurations are supported to address satellite mobility.

In Rel. 18 (June 2024), the 5G NR-NTN standard was further extended to support new frequency bands in the L and Ka ranges (FR2) to enable higher throughput. Additionally, network functions such as UE location verification based on multiple Round Trip Time (RTT) measurements with a single satellite and Doppler shift compensation for frequencies higher than 10 GHz have been investigated and developed. Furthermore, new algorithms have been designed to minimize service disruption during handover due to satellite mobility, as well as new enhancements to uplink (UL) coverage.

In Rel. 19, frozen in December 2025, the 5G NR-NTN standard will support advanced satellite stations with onboard processing capabilities, including signal regeneration, (de)modulation, decoding, and switching/routing. In this sense, the satellite effectively operates as a decode-and-forward gNB (regenerative payload), and the gateway functions as a Transport Network Layer (TNL) node, providing connectivity between the RAN and the 5GC components [10]. Moreover, Rel. 19 will improve both downlink coverage and uplink capacity through new deployment and multiplexing methods, and specify new mechanisms to signal large service areas for broadcast/multicast services. It will also support Reduced Capability (RedCap) connectivity in FR1 to enable cost- and energy-efficient IoT services over satellites.

Finally, Rel. 20 (planned in March 2027) will be a “bridge” between the 5G and 6G standards. It will introduce more GNSS-resilient protocols to handle GNSS outages, jamming, and spoofing. Moreover, Rel. 20 will promote a new radio design for 6G NTN (for waveforms, coding, mobility, multi-connectivity, and deployment scenarios), building upon 5G gaps and limitations.

For a more complete description of the 5G NR-NTN specifications in Rel. 17-20, we refer the readers to our paper [7].

TABLE I: Relevant 3GPP TDocs for WG1, WG2 and WG3, on the main open challenges for 5G NR-NTN protocol design.

Problem	RAN WG	Title	TDoc
Synchronization	WG1	Discussion on NR-NTN GNSS resilient operation using synchronization signals	R1-2509178
Synchronization	WG1	Positioning, Navigation and Timing (PNT) in 6G NTN-TN harmonization	R1-2507602
Synchronization	WG1	Random access for NR NTN GNSS resilient operation	R1-2505695
Synchronization	WG1	Study on GNSS resilient NR-NTN operation	RP-251933
Synchronization	WG1	FL Summary #4 - NR-NTN GNSS resilience	RP-2506849
Resource Allocation	WG1	Discussion on DL coverage enhancement for NR-NTN	R1-2501216
Resource Allocation	WG1	Discussion on NR-NTN downlink coverage enhancement	R1-2501114
Resource Allocation	WG1	Discussion on downlink coverage enhancement for NR-NTN	R1-2501122
Resource Allocation	WG1	NR-NTN Uplink Capacity Enhancements	R1-2500801
Resource Allocation	WG1	FL Summary #4: NR-NTN downlink coverage enhancements	R1-2500042
TDD and FDD	WG1	IoT-NTN TDD mode scheduling, timing aspects and channel decoding performance	R1-2500524
TDD and FDD	WG1	Discussion on IoT-NTN TDD mode	R1-2500447
TDD and FDD	WG1	Discussion on IoT-NTN TDD mode	R1-2500370
TDD and FDD	WG1	Discussion on LS Reply on precompensation for NB-IoT NTN TDD mode	R1-2507086
TDD and FDD	WG1	Discussion on HD-FDD RedCap UEs and eRedCap UEs for FR1-NTN	R1-2500083
TDD and FDD	WG1	Revised WID for introduction of IoT-NTN TDD mode	RP-252935
TDD and FDD	WG4	Views on NTN HD-FDD VSAT RF Requirements for Ku-band	R4-2520822
TDD and FDD	WG4	Discussion on NTN enhancement HD-FDD for Ku band small-type Antenna	R4-2521501
HARQ	WG1	Maintenance on disabling of HARQ feedback for IoT NTN	R1-2400470
HARQ	WG2	Views on 6G User Plane: HARQ and Scheduling	R2-2508383
HARQ	WG2	FLS#1 on disabling of HARQ feedback for IoT NTN	R1-2401497
HARQ	WG2	Report from Break-Out Session on NR NTN and IoT NTN	R2-2401543
HARQ	WG2	Summary of [AT121bis-e][103][IoT NTN Enh] HARQ enhancements	R2-2304243
HARQ	WG2	Detection of consecutive HARQ feedback failures in NB-IoT NTN	R2-2500462
Handover and Paging	WG2	New WID: E-UTRA TN to NR NTN handover enhancements	RP-251878
Handover and Paging	WG2	Revise WID on E-UTRA TN to NR NTN handover enhancements	RP-252890
Handover and Paging	WG3	Discussion on inter-gNB RACH-less HO in NTN	R3-250217

C. A New Simulation Platform for NTN Research

While the current state of the art has established a robust theoretical framework for NTN, particularly regarding signal propagation and physical layer dynamics, our work attempts to advance the field by bridging the critical gap toward more practical implementation. Notably, experimental and simulation activities are usually monopolized by a small set of well-funded companies and system operators that possess the resources to build prototyping platforms and/or simulators in-house. Yet, software and hardware architectures are generally closed-source, and provide little user customization, which prevents accurate verification of the results and simulation assumptions that may have been introduced.

To fill these gaps, we recently released `ns3-NTN`, an open-source ns-3 module to simulate satellite communication networks [11]. Unlike traditional link-level simulators, `ns3-NTN` supports full-stack end-to-end simulations based on the most recent 3GPP 5G NR-NTN specifications. It implements several key features, including the 3GPP NTN path-loss, channel,

absorption, and antenna models based on [4], an Earth-Centered, Earth-Fixed (ECEF) coordinate system, and accurate satellite-specific propagation delay models, timing advance mechanisms [12] and adjusted Radio Resource Control (RRC) and HARQ timers [3]. The module has been validated in [7], [11] against 3GPP calibration results, and is emerging as one of the most accurate and accessible tools for NTN simulations.

In light of this, in Sec. III we will use `ns3-NTN` to evaluate the performance of several 5G NR-NTN protocol implementations in representative NTN scenarios.

III. OPEN CHALLENGES FOR 5G NR-NTN PROTOCOL DESIGN

In this section, we present and evaluate the current research challenges for proper 3GPP 5G NR-NTN protocol design, based on ns-3 simulations. Specifically, we focus on key topics including synchronization, resource allocation, duplexing, HARQ, mobility management, and network and transport layers. Moreover, we discuss potential protocol solutions based on

3GPP ongoing efforts and research activities, as summarized in Table I.

A. Synchronization

Time and frequency synchronization is essential for reliable network connectivity and accurate decoding. To do so, in 5G New Radio (NR), UEs detect Primary Synchronization Signals (PSSs) and Secondary Synchronization Signals (SSSs) before network connection. However, in NTN, the synchronization process is more challenging.

In the frequency domain, synchronization requires estimating and correcting frequency offsets due to Doppler imperfections. In NTN, satellites (except GEO) move fast with respect to Earth, and introduce strong Doppler shift variations over time. For instance, a LEO satellite at an altitude of 600 Km leads to a maximum Doppler shift of around 48 (480) kHz in the S (Ka) band, vs. around 500–700 Hz in TNs [4]. Since 3GPP Rel. 17, Doppler shifts can be pre-compensated for UL traffic based on the GNSS UE position within the cell, which determines the relative geometry between the UE and the satellite, and the satellite ephemeris, which provides precise information about the satellite’s orbit and velocity.

To prevent inter-slot interference and overlap, UL frames transmitted by the UEs must be aligned with the corresponding DL frames at the Next Generation NodeB (gNB). In TNs, a Timing Advance (TA) mechanism was introduced to compensate for possible propagation delays in the cell, and handle small time offsets in UL and DL. However, NTN requires a much longer TA than that supported in TNs (e.g., up to 10 ms for GEO satellites) due to the larger size of satellite cells. To address this issue, 3GPP Rel. 17 introduced an open-loop hybrid TA mechanism for NTN, which consists of two components. The first component is a common TA derived from the network parameters and equal for all the UEs within the cell. The second component is a UE-specific TA, based on the individual UE position within the cell. The standard assumes that each UE is equipped with a functional GNSS receiver to autonomously calculate this TA.

In this paper, we study the case in which a GNSS reference measure is unavailable, for example in urban canyons or indoors, or due to GNSS interference or spoofing. Under this condition, UEs cannot compute the required Doppler pre-compensation or TA parameters, resulting in frequency and time synchronization errors, respectively. To demonstrate this effect, in Fig. 1 we use our ns3-NTN module to plot the cumulative UL throughput of a satellite cell in which $N_u = 4$ UEs are clustered around the cell center (“Cell-center UEs”), or uniformly distributed across the whole cell (“Sparse UEs”). We focused on S band, and configured the link budget so that all UEs experience a sufficient Signal-to-Noise Ratio (SNR) to maintain the target source rate (25 Mbps), regardless of their position in the cell. In the first scenario the cell throughput is close to the cell source rate (100 Mbps). This is because all UEs are co-located, and experience nearly identical propagation delays, therefore the network can effectively

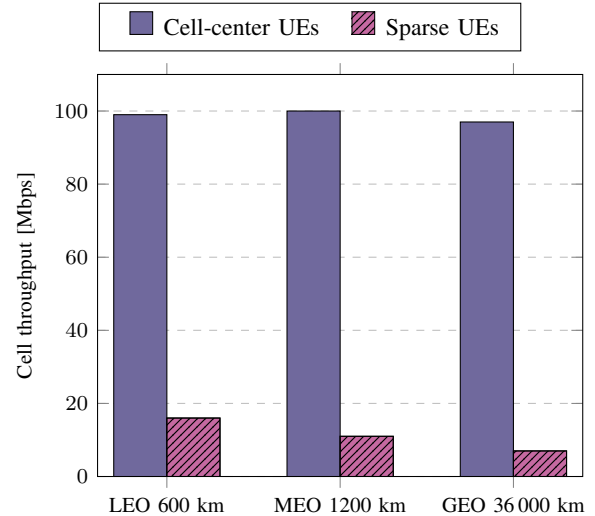


Fig. 1: Impact of the differential delay among different UEs on the throughput. We consider $N_u = 4$ UEs communicating in S band and generating UL UDP data with a source rate of 25 Mbps each, so the cumulative cell data rate is 100 Mbps. We compare the case in which all UEs are deployed around the cell center (plain bars) vs. the case in which they are uniformly distributed across the cell (striped bars).

compensate for (mostly minor) synchronization offsets through the baseline 5G NR TA or guard periods. In contrast, in the second scenario, the throughput deteriorates by more than 80%, especially when the satellite altitude, and so the cell size, increase. In this case, the differential delay between UEs at the cell center and those at the cell edge may introduce scheduling errors between the time data is expected to arrive at the gNB and when it is actually received. To solve this, the network would require longer TA values than those supported in 5G NR, leading to throughput degradation. Ongoing research, such as in [13], explores alternative solutions for UEs without GNSS capabilities, such as low-complexity IoT devices, as recommended for 3GPP Rel. 18+.

B. Resource Allocation

Resource allocation, especially in the UL, is currently based on a combination of scheduling requests and grants to and from the gNB and the UEs, respectively, which may take up to two RTTs. While this delay is tolerable in TNs, it may become prohibitively large in NTN. Therefore, the 3GPP recommends minimizing the number of signals to be exchanged to reduce latency and overhead [3].

An NTN-gNB serves a larger number of UEs than in the terrestrial case, which may saturate the available resources and complicate channel access. For example, for a single LEO satellite at an altitude of 600 km with a beamwidth of 40°, the approximate coverage area is around 1 million km² (vs. 80 km² for a 5G NR gNB) and, with an average density of 100 UEs/km² for pedestrian UEs [3, Table B.2-1], it would amount to up to 100 million UEs (vs. around 8000 for a 5G NR gNB). To partially solve this issue, satellites operate through spot beams to partition coverage into smaller geographic areas, and

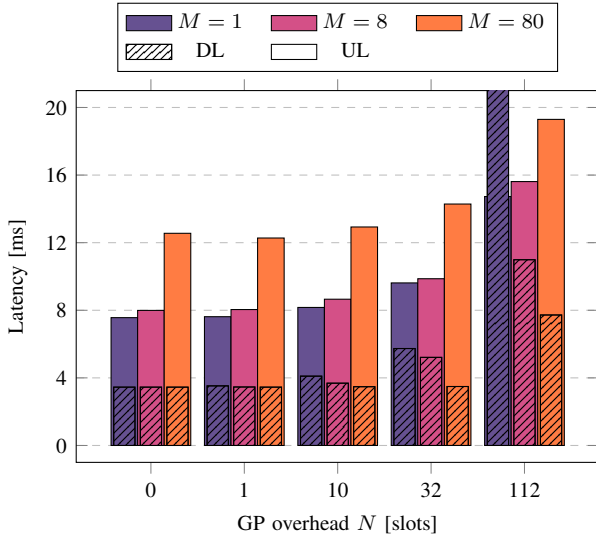


Fig. 2: Application latency as a function of M (the number of consecutive DL slots) and N (the number of GP slots where no transmissions can be scheduled). We consider a DL UDP flow with a source rate of 10 Mbps, and an uplink feedback flow with a source rate of 5 Kbps, between a terrestrial UE and a LEO satellite at an altitude of 600 km operating in the Ka band with numerology 3.

allocate resources to a limited set of UEs via Spatial Division Multiple Access (SDMA).

C. Time/Frequency Division Duplexing

Most satellite networks, as well as 4G/LTE cellular networks and previous generations, are traditionally FDD-based, where UEs and satellites transmit and receive on separate frequency bands for UL and DL. This setup enables full-duplex communication, avoids the need for strict time synchronization, and facilitates interference mitigation as UL and DL are on orthogonal frequencies. In contrast, 5G NR networks are predominantly TDD-based, which offers several benefits such as channel reciprocity, reduced hardware complexity, and a more efficient spectrum usage. However, this approach requires a GP between consecutive UL and DL slots to prevent interference. The duration of this GP must be proportional to the distance, and so the propagation delay, between the UE and the satellite-gNB, which is particularly large in NTN. According to the 3GPP [4], assuming numerology 0, it ranges between 4 and 14 ms for a LEO satellite at 600 km, and between 480 and 540 ms for a GEO satellite. For comparison, the duration of a 14-OFDM-symbol slot is 1 ms, which translates into a significant TDD overhead and throughput degradation. For the sake of channel reciprocity, hardware complexity, and frequency diversity, the 3GPP considers the use of TDD only for HAPs or LEO satellites [4].

To demonstrate this issue, we use our ns3-NTN simulator (see Sec. II-C) to evaluate the impact of the GP on the network latency, and the results are reported in Fig. 2. We consider a DL traffic application in the Ka band with numerology 3, and assume the network can aggregate $M = \{1, 8, 80\}$ consecutive

slots for downlink (DL) data, corresponding to a single slot, a subframe, and an entire frame, respectively. The GP duration is equal to $N \in \{0, 1, 10, 31, 112\}$ slots, corresponding to a duration of $\{0 \text{ (ideal)}, 0.125, 1.25, 4, 14\}$ ms, respectively, as expected for LEO links. UL traffic mainly consists of small feedback or channel state packets, and always occupies one slot. We observe that the impact of the GP is not negligible. For $M = 80$, the DL (UL) latency increases from 3 to 8 ms (12 to 19 ms) when N grows from 0 to 112, given that no transmissions can be scheduled during GPs. This effect is even more pronounced when M is small: in this case, the system switches between DL and UL more frequently, which requires more GPs, thereby increasing the overall overhead and latency. Moreover, the DL latency decreases as M increases, as aggregating more DL slots provides more frequent DL transmission opportunities, though at the expense of the UL latency, making the network less responsive. This behavior is more evident as N increases, due to the more severe GP overhead in the frame structure.

To partially address this issue, we recently proposed a novel TDD slot allocation mechanism that permits to schedule additional transmissions during GPs to reduce the overhead, as long as they do not interfere with other concurrent transmissions [14]. Simulation results showed that this approach can improve the network capacity compared to a baseline scheme that leaves GPs unused.

D. HARQ

HARQ requires the transmitter to wait for an ACK or NACK from the receiver before scheduling new transmissions or retransmissions, respectively, to improve reliability. However, the long RTT in NTN causes the HARQ process to stall while waiting for ACKs, which increases the communication delay. Specifically, the RTT normally exceeds the maximum duration of 5G NR HARQ timers (which defines how long to wait for an ACK) and the maximum number of HARQ processes n (which defines how many HARQ transmissions can be handled in parallel while waiting for ACKs).

One option is to increase the number of HARQ processes beyond 16 (the current limit for 5G NR TNs) based on the RTT of the network. While the 3GPP suggests to configure 32 processes for LEO satellites, MEO and GEO satellites, as well as cell-edge cases, may require even more to avoid the risk of HARQ stall, due to the increased propagation delay. Moreover, for GEO satellites, HARQ feedback can be disabled in the presence of ARQ retransmissions at the Radio Link Control (RLC) layer, according to Rel. 17 NR-NTN.

In Fig. 3, we evaluate via ns3-NTN simulations the throughput in the S band for different satellite orbits as a function of the number of per-UE HARQ processes, n . The throughput is maximized when HARQ is disabled (HARQ OFF), although with negative implications in terms of reliability, especially in low SNR regimes. While retransmissions can be delegated to the higher layers, this approach introduces additional latency and protocol overhead. We observe that, as

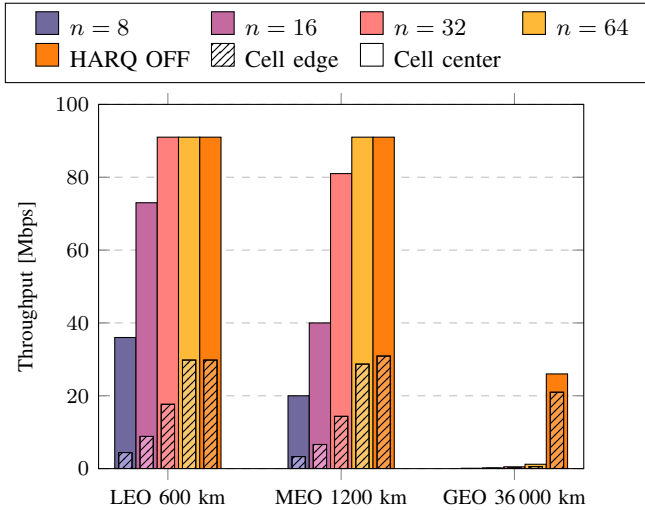


Fig. 3: Application throughput in the S band (at the cell center and at the cell edge) as a function of the satellite altitude, for different HARQ configurations. We change the number of HARQ processes, n , vs. a benchmark scheme where HARQ is disabled. We consider $N_u = 4$ UEs generating UL UDP data with a source rate of 25 Mbps, so the cumulative cell data rate is 100 Mbps.

the satellite altitude increases, the system needs to increase n to compensate for the longer propagation delay, and prevent HARQ from stalling. At the cell center, for a LEO satellite at 600 km, the maximum throughput is 91 Mbps, which is obtained with $n = 32$ (the 3GPP 5G NR-NTN reference value), while at 1200 km it is $n = 64$. Eventually, we reach a saturation point where HARQ is no longer the bottleneck. Our simulations also indicate that HARQ is impractical for GEO satellites, which would require up to $n = 600$ processes to fully utilize the radio link [4, Table 7.3.3.1.1-1]. However, this approach would increase the complexity at both the UE and the gNB. Finally, in Fig. 3 we also plot the throughput at the cell edge. Although the overall trend is similar than at the cell center, the maximum throughput is substantially lower ($\sim 70\%$) due to the longer link and more severe path loss.

E. Handover and Paging

In 5G NR TNs, UEs are generally mobile, while the gNB is assumed to be stationary. In NTN, instead, both communication endpoints may be subject to mobility. For example, a LEO satellite at an altitude of 600 km moves rapidly at speeds of approximately 7–8 km/s [15], so the orbital period is 96.7 min, and the visibility period over a given ground footprint is only 7 to 10 min. Notably, mobility affects the whole protocol stack, particularly paging and handover.

Paging requires the Access and Mobility Management Function (AMF) in the 5GC to locate a UE in idle mode within a Registration Area to deliver incoming data. However, unlike in TNs, in NTNs there is no one-to-one correspondence between a satellite-gNB and a specific Registration Area, due to the continuous movement of the satellite. Therefore, it is often unclear whether UEs remain in the same Registration Area,

which can lead to missed paging occasions for the UEs. This situation is further complicated by the fact that UEs themselves may also move.

Handover is the process of transferring an active UE connection from one gNB to another. Due to the large coverage areas and high-speed mobility of a satellite-gNB, a potentially very large number of ground UEs may need to perform handovers simultaneously, resulting in significant signaling overhead at the Radio Access Network (RAN) and service continuity challenges. For example, the 3GPP estimates that, for a cell diameter of 1000 km, and assuming around 65 000 UEs (i.e., the average device density is 0.08 UEs/km²), the average time required for handover is as large as 132 s [3]. Moreover, while in TNs adjacent gNBs are generally interconnected via fiber links (i.e., X2 interface), handover coordination in satellite networks relies on wireless ISLs based on optical or THz connections, which are more susceptible to bottlenecks and congestion.

To overcome these issues, within Rel. 17, the 3GPP has explored a cell-fixed handover procedure in which the cell footprint is anchored to a fixed point on Earth through dynamic beam steering, rather than to the satellite. In this way, handover occurs between satellites rather than between moving cells. Compared to the classical cell-moving approach, the cell-fixed model substantially reduces the handover frequency, and provides more stable Quality of Service (QoS) over time. Another approach is to use the ephemeris data of LEO satellites to determine their footprint locations and velocity over time. As such, the network can estimate the satellites' serving regions on Earth at any given time, and trigger timely and optimized handover accordingly.

F. Routing

In the satellite scenario, UEs operate at long distance, and therefore experience large delays. At the network level, routing via ISL for regenerative payloads faces several critical challenges. In particular, routing tables may quickly become obsolete (especially when the topology changes due to mobility or link failure, e.g., for LEO satellites), and require frequent and periodic updates, thus increasing the communication overhead. Moreover, LEO constellations may consist of thousands of satellites, resulting in an extremely large and dynamic routing domain compared to conventional routing architectures. Additionally, routing protocols must be designed to protect against security threats, for example via a trusted central authority, to authenticate nodes and prevent accidental or illegitimate destruction, loss, alteration, or unauthorized access to routing tables.

The 5G NR-NTN standard suggests several mechanisms to handle the unique challenges of satellite links. For example, the predictability of satellite orbits permits to create a new class of proactive routing protocols able to compute pre-established optimal routing paths based on known statistics.

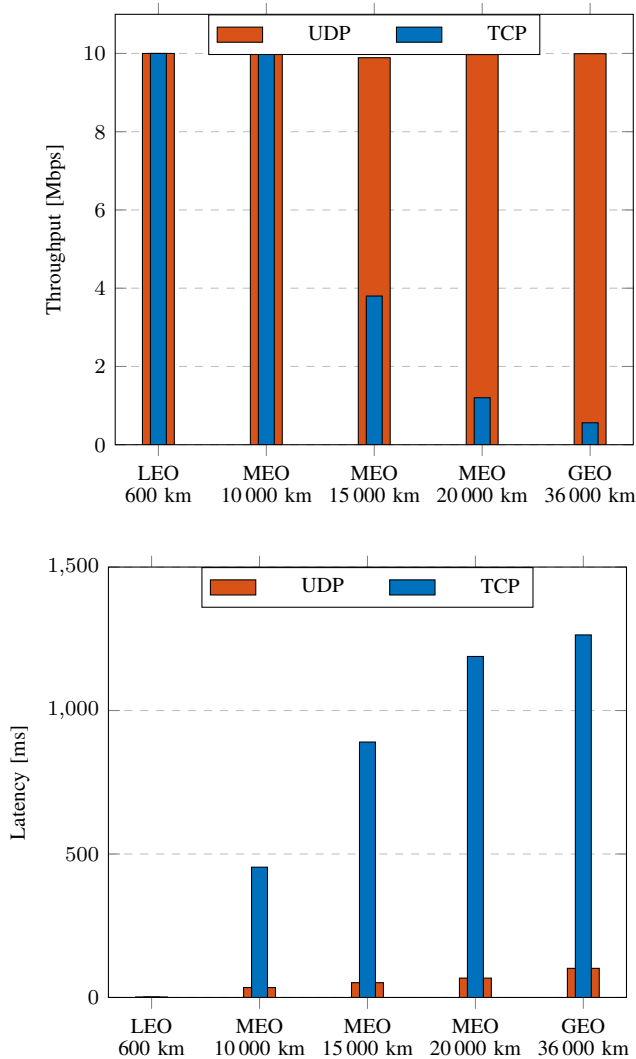


Fig. 4: Average DL throughput (top) and latency (bottom) with UDP and TCP Cubic vs. the altitude of the satellite, h . The application generates data at a source rate of 10 Mbps, and both the transmitter (satellite-gNB) and the receiver (UE) are equipped with VSAT antennas to operate in good SNR regimes. The operating frequency is in the Ka band.

G. Transport Layer

According to the 3GPP, the 5GC is agnostic to whether the radio access is terrestrial or non-terrestrial. As a result, the transport layer shall remain standard, with no modifications for NTN. Therefore, we used our `ns3-NTN` module to evaluate the impact of different transport layer configurations on the RAN. In Fig. 4 we focus on the Ka band, and illustrate the average throughput of a TCP Cubic vs. User Datagram Protocol (UDP) connection as a function of the altitude h of the satellite. We observe that UDP is not significantly affected by the altitude of the satellite, and the throughput consistently approaches the source rate of the application, set to 10 Mbps. This is because UDP does not require time-consuming handshake or ACK mechanisms, so data transmission can progress at full capacity, regardless of the underlying propagation delay.

Its lightweight design, simplicity, low latency, and minimal protocol overhead makes UDP particularly attractive for NTN, though it provides limited or no reliability guarantees. On the other hand, TCP, with a Retransmission Timeout (RTO) of 200 ms, has an application throughput similar to UDP for an altitude lower than 10 000 km, but its performance progressively deteriorates as the altitude increases, reaching only 5.6% of the application rate at 30 000 km. This effect is primarily due to the reliability mechanisms of TCP, including ACKs, the three-way handshake connection procedure, packet retransmissions, and congestion control, which introduce significant delays. Moreover, TCP timers, like the RTO, can expire given the long RTT in NTN, causing the network to frequently go in slow start, with negative implications in terms of throughput. Finally, sudden drops in the link quality, which may be common in satellite networks, can lead to frequent fluctuations in the congestion window, which prevents TCP from operating at full capacity.

To address these problems, the research community is exploring several solutions. One approach is using Performance Enhancing Proxies (PEPs), which split the TCP connection into multiple segments to isolate and manage satellite links separately. Another one is to explore different TCP variants, including Multipath TCP (MP-TCP) to increase robustness through path diversity, as well as a cross-layer design where TCP adapts based on satellite dynamics and the conditions of the lower layers. Additionally, accurate fine-tuning of the TCP parameters, such as increasing the initial congestion window, adjusting RTO timers, and enabling selective ACKs, is essential to accommodate the long propagation delays in NTN.

IV. CONCLUSIONS AND FUTURE WORK

NTNs are emerging as a key enabler to extend 5G connectivity beyond terrestrial infrastructures. Specifically, while satellites offer unique coverage and connectivity advantages, their integration into the 5G ecosystem introduces significant technical challenges due to path loss, delay, and Doppler effects. In this paper, we first provided an up-to-date overview of recent 3GPP 5G-NR NTN standardization activities to support satellite communication, from Rel. 17 to 20. Then, we described key open challenges and possible protocol solutions for future NTN research, particularly regarding time and frequency synchronization and duplexing, resource allocation and retransmissions, coverage and mobility management, and network and transport layers. Compared to the existing literature, where performance evaluations are often misaligned with standard protocol specifications, we used a system-level satellite network simulator, developed in ns-3, to test the effect of these challenges on the full 5G NR-NTN protocol stack.

REFERENCES

- [1] M. Giordani and M. Zorzi, "Non-terrestrial networks in the 6G era: Challenges and opportunities," *IEEE Network*, vol. 35, no. 2, pp. 244–251, Mar./Apr. 2020.

- [2] M. Figaro, F. Rossato, A. Bonora, M. Giordani, G. Schembra, and M. Zorzi, "Experimental Evaluation of a UAV-Mounted LEO Satellite Backhaul for Emergency Connectivity," 2026. [Online]. Available: <https://arxiv.org/abs/2601.03958>
- [3] 3GPP, "Solutions for New Radio (NR) to support Non-Terrestrial Networks (NTN)," *TR 38.821*, 2023.
- [4] 3GPP, "Study on New Radio (NR) to support Non-Terrestrial Networks (NTN)," *TR 38.811*, 2021.
- [5] F. Rinaldi, H.-L. Maattanen, J. Torsner, S. Pizzi, S. Andreev, A. Iera, Y. Koucheryavy, and G. Araniti, "Non-Terrestrial Networks in 5G & Beyond: A Survey," *IEEE Access*, vol. 8, pp. 165 178–165 200, Sep. 2020.
- [6] M. Hosseinian, J. P. Choi, S.-H. Chang, and J. Lee, "Review of 5G NTN standards development and technical challenges for satellite integration with the 5G network," *IEEE Aerospace and Electronic Systems Magazine*, vol. 36, no. 8, pp. 22–31, Aug. 2021.
- [7] M. Figaro, F. Rossato, A. Traspadini, T. Shimizu, C. Mahabal, S. Herath, C. Lee, M. Zorzi, and M. Giordani, "5G NR Non-Terrestrial Networks: From Early Results to the Road Ahead," *npj Wireless Technology*, 2025. [Online]. Available: <https://arxiv.org/abs/2601.04882>
- [8] 3GPP, "Study on channel model for frequencies from 0.5 to 100 GHz," *TR 38.901*, 2020.
- [9] M. Giordani and M. Zorzi, "Satellite Communication at Millimeter Waves: a Key Enabler of the 6G Era," *IEEE International Conference on Computing, Networking and Communications (ICNC)*, 2020.
- [10] X. Lin, "3GPP Evolution from 5G to 6G: A 10-Year Retrospective," *Telecom*, vol. 6, no. 2, May 2025.
- [11] M. Sandri, M. Pagin, M. Giordani, and M. Zorzi, "Implementation of a channel model for non-terrestrial networks in ns-3," in *ACM Workshop on Ns-3*, 2023.
- [12] 3GPP, "NR - Physical layer procedures for data (Release 15)," *TS 38.214*, 2018.
- [13] X. Lin, Z. Lin, S. E. Löwenmark, J. Rune, and R. Karlsson, "Doppler Shift Estimation in 5G New Radio Non-Terrestrial Networks," in *IEEE Global Communications Conference (Globecom)*, 2021.
- [14] A. Traspadini, M. Giordani, and M. Zorzi, "Enhanced Time Division Duplexing Slot Allocation and Scheduling in Non-Terrestrial Networks," in *58th Asilomar Conference on Signals, Systems, and Computers*, 2024, pp. 835–841.
- [15] Y. M. Reddy, V. H. Raj, H. P. Thethi, S. Gupta, P. Maan, and R. H. Ghani, "Low Earth Orbit (LEO) Satellite Networks: A New Era in Global Communication," in *IEEE Uttar Pradesh Section International Conference on Electrical, Electronics and Computer Engineering (UPCON)*, 2023.