

Phenomenology of a doble dilaton soft-wall model: Alpha strong from Ricci flow and pion Form Factors at intermediate-energy region^{*}

Héctor Cancio^a, Pere Masjuan^a

^a*Grup de Física Teòrica, Departament de Física, Universitat Autònoma de Barcelona, and Institut de Física d'Altes Energies (IFAE), and The Barcelona Institute of Science and Technology (BIST), Campus UAB, 08193 Bellaterra (Barcelona), Spain*

Abstract

Through a holographic model of QCD, we present a phenomenological approach to study the running of the strong coupling constant α_s in both non-perturbative and perturbative regimes. The renormalization of the metric tensor, driven by the Ricci Flow, and the breaking of conformal and chiral symmetries -thanks to introducing a double dilaton model and large- N_c corrections- allow us to relate the existence of an infrared fixed point in the coupling constant with a smooth matching to pQCD well above 2 GeV. This is done through a model with two fit parameters and one matching point. The proposed dilaton model yields linear Regge trajectories and decay constants for scalar, vector, and tensor meson families similar to their experimental counterparts. We finally study neutral and charged pion form factors to show an application of the running coupling constant obtained.

Keywords: QCD, Holography, Coupling, Mesons, Form Factor.

^{*}Talk given at QCD25 - 40th anniversary of the QCD-Montpellier Conference.
Email address: hcancio@ifae.es (Héctor Cancio)

1. Introduction

AdS/CFT conjecture has been used extensively in the search for a possible holographic model dual to QCD in the non-perturbative regime. First introduced as an equivalence between strongly coupled $\mathcal{N} = 4$ super Yang-Mills theory and supergravity [1–3], it was possible to break conformal symmetry to obtain approximate large- N_c phenomenological models of QCD at low energies. In particular Hard [4, 5] and Soft Wall [6] models provide a way to compute masses, decay constants, and Regge trajectories of mesons of arbitrary spin.

In this work, we are interested in obtaining the running coupling constant in the strongly coupled regime and extending it to the well-known perturbative one. We can get a QCD-like running from dual models like Einstein-dilaton gravity [8, 9], or by considering Light-Front QCD embedded in a AdS background [10]. In our case we will relate it to the running of the metric tensor on the other side of the duality. Intuitively, an abrupt change of α_s at Λ_{QCD} could be related to an expansion of spacetime on the holographic side so that the running of the metric tensor is driven by the Ricci Flow ([11], [12] and [13]). The procedure provides for a family of dilaton fields which beyond returning an $\alpha_s(Q)$, return masses and decay constants of vector mesons. To show an application of the running coupling constant we turn on the tensions existing in neutral and charged pion form factors between experimental data [22–34] and asymptotic limit predictions from pQCD [35].

This letter is organized as follows. In Section 2, we present some generalities of the Ricci Flow and its relation to α_s . In Section 3, we propose a new holographic QCD model, and we explore its running coupling constant. A discussion of its prediction for masses is presented in Section 4. In Section 5 we study an application of the previous running coupling constant to neutral and charged pion form factors, and we finalize the letter with concluding remarks in Section 6.

2. Ricci Flow

The objective is to present the theoretical framework used to construct the model and establish a precise novel relation between the running of the metric tensor and the strong coupling constant α_s . Consider the AdS metric tensor:

$$ds^2 = \frac{R^2}{z^2} (dz^2 + \eta_{\mu\nu} dx^\mu dx^\nu). \quad (1)$$

R is the AdS radius, which is related to 't Hooft's coupling λ by $\frac{R^2}{\alpha'} = \sqrt{\lambda}$, where $\lambda = g_{\text{YM}}^2 N_c$. We are in the large- N_c limit in the quantum field theory at the boundary of AdS, so we assume $\lambda \gg 1$. g_{YM} is the QCD strong coupling. Since $\alpha_s = g_{\text{YM}}^2/(4\pi)$, $\alpha_s = \frac{R^4}{4\pi N_c \alpha'^2}$. If there is exact conformal symmetry in the boundary theory, then α_s is constant and the background remains a pure AdS spacetime. To break conformal symmetry, we can consider a deviation from pure AdS imposing $R = R(z)$, thus considering $\frac{R^2}{\alpha'} = \sqrt{\lambda}$ holds approximately, allowing α_s to depend on the holographic coordinate. Returning to Eq.(1),

we can write it in the form $ds^2 = \frac{R^2}{z^2} dz^2 + g_{\mu\nu} dx^\mu dx^\nu$, where $g_{\mu\nu} = (R^2/z^2)\eta_{\mu\nu}$ and $R^2 \sim \sqrt{\alpha_s}$. We can relate a running of α_s with a running of $g_{\mu\nu}$ taking into account $\mu = z^{-1}$ and differentiating $g_{\mu\nu}(\mu)$, we obtain $\mu \frac{\partial g_{\mu\nu}}{\partial \mu} = 2g_{\mu\nu}(\mu) \left(1 + \frac{\mu}{4} \frac{d}{d\mu} \log(\alpha_s(\mu^2))\right)$. In this way, we can relate naturally the running of $\alpha_s(\mu^2)$ with the running of the metric tensor $g_{\mu\nu}(\mu)$. This result motivates the introduction of the running of a general metric tensor as:

$$\frac{\partial g_{\mu\nu}}{\partial t} = 2g_{\mu\nu} - 2R_{\mu\nu}, \quad (2)$$

where $t = \log \mu$. This formula is known as the Ricci Flow. Introduced in the context of string theory [11], and in mathematics [12, 13], Ricci Flow has been a method to compute the renormalization of non-linear sigma models. We will treat the holographic coordinate as the evolution parameter of the flow (see [14]). If α_s does not run at all, solving the Ricci Flow returns a metric tensor corresponding to AdS background.

In presence of a dilaton $\phi(z)$, solving the flow with an appropriate ansatz for $R_{\mu\nu}$ (see [36] for details), we obtain a z -dependent coupling constant:

$$\alpha_s(z) = \frac{1}{4\pi N_c \alpha'^2} e^{-\frac{4}{5}\phi(z)}. \quad (3)$$

The above procedure allows us to define a general QCD running coupling constant for models with a dilaton. In other words, each holographic model will induce a particular running of α_s . In the next section, we propose a dilaton model that will induce a QCD running coupling constant with an infrared fixed point and with a matching to pQCD.

3. Double Dilaton Soft Wall model and its running

Our objective is to explore what possible dilaton fields would return an α_s resembling the one in QCD. Understanding vector and axial-vector mesons see different geometries [15], we introduce a background with two dilatons, one with a positive and one with a negative sign, all together in a single model. This opposite signs will be responsible of chiral symmetry breaking and will enable us to study properties of the running of α_s at the same time, in particular the existence of an infrared fixed point. In this way, think of a background defined in $AdS \times AdS'$. To obtain a five-dimensional model we consider the diagonal Δ of $AdS \times AdS'$, defined as the submanifold $x = x'$.

The action on the diagonal is given by $S^\Delta = \int d^5x \frac{e^{-\phi^\Delta(z)}}{z^5} \left(-\frac{1}{2g_s^2} (F_L^2 + F_R^2)\right)$. This choice not only gives a five-dimensional holographic model but also breaks chiral symmetry: AdS contains a $U(N_f)_L$ theory and AdS' contains a $U(N_f)_R$ theory, being N_f the number of flavours. The product $AdS \times AdS'$ contains a theory with gauge symmetry $U(N_f)_L \times U(N_f)_R$. By selecting the diagonal one obtains a $U(N_f)_V$ theory, breaking chiral symmetry geometrically. The *diagonal* dilaton obtained is given by $\phi^\Delta(z) = \log(2 \cosh(\lambda^2(z^2 + k)))$. The constant λ is introduced to render the argument of cosh unitless, we have identified $k = k'$ and we have chosen $k = 1 \text{ GeV}^{-2}$ for simplicity. From now on we will refer to this model as the Double Dilaton Soft Wall model (DDSW).

In Ref.[10] the running of α_s at low energies was obtained with the embedding of Light-Front QCD into a Soft Wall model with a positive dilaton, obtaining the so-called Holographic Light-Front QCD model. In our case, since no intrinsic scale is used in holographic models of QCD, the distinction between low and high energy is blurred, yet a matching with pQCD should be possible. We will explore such matching from the large- N_c expansion. As usual we identify $\mu \sim Q$ so we can define $\alpha_s(Q) \sim \alpha_s(1/z)$. The DDSW model predicts:

$$\frac{\alpha_s(Q)}{\pi} = \frac{a}{\cosh^{4/5}(b(Q^2 + 1))}. \quad (4)$$

We have redefined the constants that normalize the function and render the cosh function unitless. The parameters a and b are determined by data fitting, using the effective strong coupling $\alpha_{g1}(Q)/\pi$ collected in Ref.[16], obtained from JLab experiments Hall CLAS EG4 (from $Q = 0.143$ GeV to 0.704 GeV), CLAS EG4/E977110 (from $Q = 0.187$ GeV to 0.490 GeV) and EG1dvcs (from $Q = 0.775$ GeV to 2.177 GeV), represented in Fig.1 as solid star, solid circle, and solid triangle, respectively. Notice the normalization at the fixed-point $\alpha_s(Q \simeq 0)/\pi \simeq 1$ in Fig.1. From a fit to data with the model in Eq.(4), we obtain $a = 1.545 \pm 0.047$ $b = 1.150 \pm 0.041$ GeV⁻² with a reasonable $\chi^2/DOF = 1.45$. As can be seen in Fig.1, we obtain naturally an infrared fixed point. Even though the fit is reasonably good, we do not find pQCD running coupling constant at high energies. This is expected since holographic models of QCD work only in the strongly coupled regime.

We have used a holographic model, so large- N_c corrections to this result are expected, allowing a matching to pQCD. These large- N_c corrections are difficult to derive from first principles. Following a more phenomenological approach, observe this expansion can be understood as quantum corrections to the AdS/CFT dictionary. Working the above expression, we obtain:

$$\frac{\alpha_s(Q)}{\pi} = c \sum_{g=0}^{n-1} \left(\frac{a}{\cosh^{4/5}(b(Q^2 + 1))} \right)^g. \quad (5)$$

Thanks to the $g = 0$ term we can match to perturbative QCD running at four loops with reference scale $M_Z = 91.18$ GeV, $\alpha_s(M_Z) = 0.118$. The parameters a, b, c must be determined either from data or from matching to pQCD or a combination of both. In the following, we opt for matching only the parameter c and let the data tell us about a and b and normalize at Q_0 both image and derivative of the low and high energy results for α_s . In this way we determine the c parameter solving a system of equations, while a fit to the data will determine a and b parameters in an iterative procedure. We solve the system recursively, starting with the initial value $c = \alpha_s(M_Z)/\pi = 0.118/\pi \simeq 0.0376$, for then fit the data to obtain a and b . Solving the system we determine Q_0 .

We can add more and more terms to the partial sum in Eq.(5). Since it is a geometric series it can be fully resummed assuming the ratio is less than unity (suggested by the fitted coefficients), to obtain:

$$\frac{\alpha_s(Q)}{\pi} = \frac{c}{1 - a \operatorname{sech}^{4/5}(b(Q^2 + 1))}. \quad (6)$$

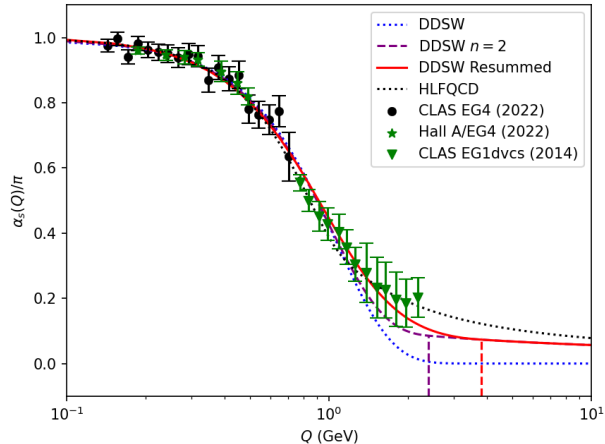


Figure 1: Model from Eq.(4) (dotted blue), matching to perturbative QCD running coupling using DDSW model Eq.(5) for $n = 2$ (dashed purple), resummed (red) Eq.(6). Their χ^2/DOF values are 1.45, 0.99 and 0.93, respectively. We also compare with the holographic light-front model [10] (dotted black). The dashed vertical lines indicate the matching point with perturbative QCD for $n = 2$ and the resummed version (so for $Q > 2.39$ and $Q > 3.79$, respectively, we have perturbative QCD running coupling in the same color).

In this case, and with the fitted coefficients $a = 0.962(1)$, $b = 0.297(7) \text{ GeV}^{-2}$, the matching point is moved up to $Q = 3.79 \text{ GeV}$ with $c = 0.070$ and $\chi^2/DOF = 0.93$, see Fig.1. Interestingly, the resummation has a slower decrease at around $1 - 2 \text{ GeV}$, allowing a better fit to the data.

4. Masses and decay constants

The proposed dilaton can be used to predict different meson Regge trajectories. We study the trajectories for scalar, vector, and tensor mesons by solving its corresponding equations of motion (same form as in [6] using our diagonal dilaton). To solve them, the lightest mass must be fixed to be the ρ -meson mass $M_0 = M_\rho = 775 \text{ MeV}$, which corresponds to $\lambda = 0.4152$. Regge trajectories for our DDSW model are linear as in the Soft Wall model, that is, $M_n^2 \sim n$. We depict our predictions using the DDSW model for the ρ -meson family (red points in Fig.2) together with the physical values from the PDG [17] (purple boxes) where errors are obtained via de half-width rule [?], and the prediction of Soft Wall model [6] (blue stars). Comparison to experimental data demands merging all ρ states with total angular momentum $J = 1$, including 1S and 2S states, as the holographic model cannot distinguish among them. The Regge slope for the radial trajectory for the ρ family read $0.87(7) \text{ GeV}^{-2}$ from Ref.[18]. The DDSW model yields a slope $0.6962(18) \text{ GeV}^{-2}$.

Observe scalar resonances with $n = 2, 3, 5$ show a departure to the experimental counterpart below 1%. In Figure 3, the empty circle and the empty star represent the prediction of DDSW and Soft Wall models,

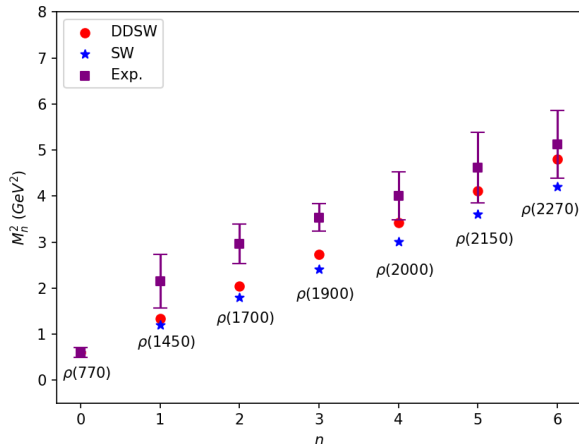


Figure 2: Vector meson Regge trajectories (M_n^2, n) for the DDSW model (red points), the SW model (blue stars), and comparison with experimental data (purple boxes) [17], [19].

respectively, for $f_0(2330)$ meson. We have not included this resonance as a experimental data point since there is no consensus for its mean value [19]. We predict the mass of the $f_0(2330)$ as 2428 MeV in the DDSW model, while we observe this value is similar to that of [20], which gives a mass of 2419 ± 64 MeV, heavier than other analysis present in the PDG [19].

About the tensor resonances, some studies distinguish four different Regge trajectories [38], [21]. The output of our model is a single trajectory, so we have compared our predicted masses with the experimental data available. Our model is a large- N_c model, so we have stable mesons, with zero decay widths. As consequence, we have grouped the resonances found in experiment if they are overlaped by its decay width. In this way, the Regge trajectory in Table 4 is a proposal of organising the f_2 resonances.

The prediction of the ρ -meson decay constant using the DDSW model is also possible as is related to the residue at the pole M_0 on the equation of motion. It reads $F_0^{1/2} = F_\rho^{1/2} = 346$ MeV which departs from the PDG value $F_\rho^{1/2} = 348$ MeV by 0.57% only [17]. This is an improvement with respect to the Soft Wall (SW) result, which reads $F_\rho^{1/2} = 260$ MeV [7]. From the ρ decay constant predicted by our DDSW we can obtain $\Gamma(\rho^0 \rightarrow e^+e^-) = 6.87$ keV. This gives a departure of 2.41% in comparison to the experimental value 7.04(6) keV [17]. For the usual Soft Wall model the value is 2.19 keV with a departure of 68.9%.

5. Neutral and charged pion form factors

At this point let us discuss some applications of the running of the strong coupling constant studied in earlier sections into pion form factors [37]. In particular we study the neutral pion transition form factor as well as the charged pion form factor at spacelike momentum. In the last few years there have been a renewed

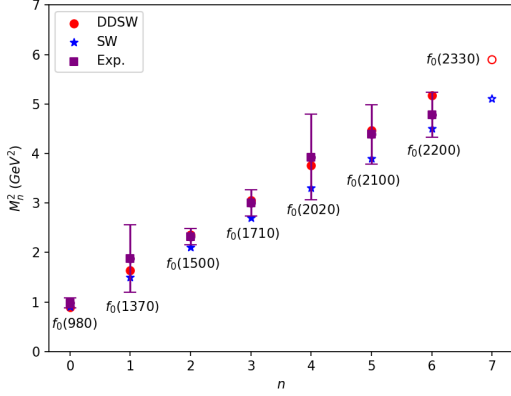


Figure 3: Scalar meson Regge trajectories (M_n^2, n) for the DDSW model (red points), the SW model (blue stars), and comparison with experimental data (purple boxes) [19].

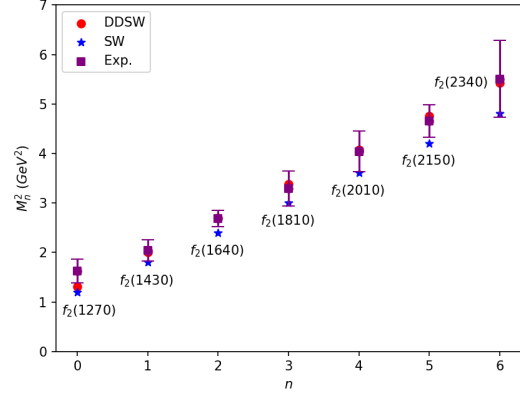


Figure 4: Proposal for tensor meson Regge trajectory (M_n^2, n) for the DDSW model (red points), the SW model (blue stars), and comparison with experimental data (purple boxes) [19].

interest in the intermediate-energy region of both form factors. In BaBar [22] and Belle [23] experimental data points for the neutral pion transition form factor there is a tension with the pQCD limit [35], while, the experimental data for the charged pion form factor also shows a deviation from its perturbative asymptotic decay. To shed light into this energy region, we employ the pion distribution amplitude formalism with the running coupling coming from the DDSW model.

Consider two distribution amplitudes ϕ_{π^0} and ϕ_{π^\pm} which define the neutral $F_0(Q^2)$ and charged $F_\pm(Q^2)$ pion form factors as:

$$Q^2 F_0(Q^2) = \frac{\sqrt{2}f_\pi}{3} \int_0^1 \frac{dx}{x} \phi_{\pi^0}(x, Q^2), \quad Q^2 F_\pm(Q^2) = \frac{8\pi f_\pi^2 \alpha_s(Q^2)}{9} \left(\int_0^1 \frac{dx}{x} \phi_{\pi^\pm}(x, Q^2) \right)^2. \quad (7)$$

Here, $f_\pi = 0.131$ GeV is the pion decay constant. In the case of the neutral pion distribution amplitude, we assume an expansion for high Q^2 in terms of Gegenbauer polynomials $C_{2n}^{3/2}(2x-1)$ inspired by the one derived in [35]:

$$\phi_{\pi^0}(x, Q^2) = \phi_{\text{asym}}(x) \sum_{n=0}^{\infty} b_n(Q^2) \hat{\alpha}_s(Q^2)^{\gamma_n} C_{2n}^{3/2}(2x-1) \quad (8)$$

where x is the momentum fraction and $\phi_{\text{asym}}(x) = 6x(1-x)$ is the asymptotic limit of the function $\phi_{\pi^0}(x, Q^2)$ when $Q^2 \rightarrow \infty$. b_n are the expansion coefficients γ_n are anomalous dimensions, with $b_0 = 1$. $\hat{\alpha}_s$ is the non-perturbative strong running coupling worked out in earlier sections 6. The above expansion 8 implies:

$$Q^2 F_0(Q^2) = \frac{\sqrt{2}f_\pi}{3} \sum_{n=0}^{\infty} c_n \hat{\alpha}_s(Q^2)^{\gamma_n} \quad (9)$$

In this way our parametrization is considered a prediction coming from our $\hat{\alpha}_s$ function at first order. The c_n coefficients are related with the previous ones in the pion distribution amplitude as $b_n = c_n/3$. The constant c_0 is fixed at 3 in order to obey the asymptotic limit $\lim_{Q^2 \rightarrow \infty} Q^2 F_0(Q^2) = \sqrt{2}f_\pi$ [35].

For the charged pion form factor, consider the analogous expansion in the pion distribution amplitude [35]:

$$\phi_{\pi^\pm}(x, Q^2) = \phi_{\text{asym}}(x) \sum_{n=0}^{\infty} \tilde{b}_n(Q^2) \hat{\alpha}_s(Q^2)^{\gamma_n} C_{2n}^{3/2}(2x-1) \quad (10)$$

Using the previous definition for the charged pion form factor, we obtain:

$$Q^2 F_\pm(Q^2) = 16\pi F_\pi^2 \hat{\alpha}_s(Q^2) \left| \sum_{n=0}^{\infty} \tilde{c}_n \hat{\alpha}_s(Q^2)^{\gamma_n} \right|^2 \quad (11)$$

with the relation between coefficients given as $\tilde{b}_n = \tilde{c}_n$, with $F_\pi = f_\pi/\sqrt{2}$. Note, however, that the asymptotic limit of the charged pion form factor reads $\lim_{Q^2 \rightarrow \infty} F_\pm(Q^2) = 16\pi F_\pi^2 \alpha_s(Q^2)$ [35], being $\alpha_s(Q^2)$ the perturbative QCD strong coupling constant. That is, the asymptotic limit does not fix the first coefficients of the proposed expansion. Therefore, we will need a fit to experimental data in order to obtain these coefficients. Since it is a high Q^2 expansion, we use only the experimental data from [32], [33] and [34].

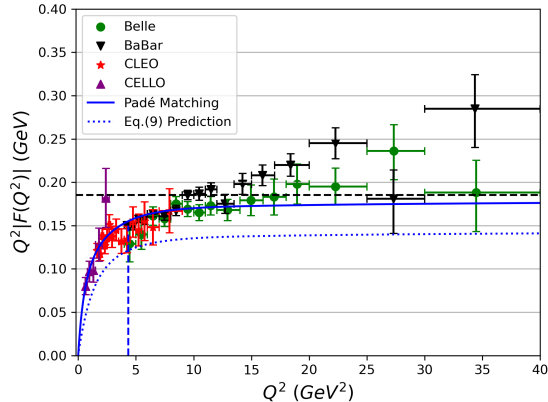


Figure 5: Neutral pion electromagnetic form factor. Prediction from Eq.(9) in dashed blue and result from matching procedure described in the text at low energies in solid blue. Fit to data using the same parametrization in solid blue. Experimental data are in green dots (Belle [23]), black triangles (BaBar [22]), red stars (CLEO [25]) and purple triangles (CELLO [24]).

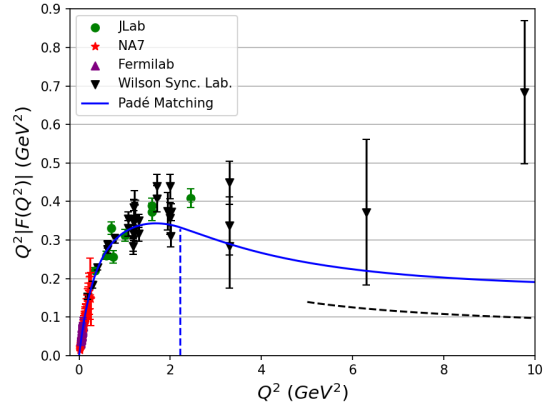


Figure 6: Charged pion form factor. Solid blue curve is the result of using Eq.(11) at high energies with a matching procedure described in the text at low energies. Experimental data in green dots (JLab [27], [28]), red stars (NA7 [26]), purple triangles (Fermilab [29], [30], [31]) and black triangles (Wilson Sync. Lab. [32], [33] and [34]).

The prediction for the neutral pion transition form factor is seen in Fig.(5), corresponding to Eq.(9) at $n = 1$ with $c_0 = 3$ (from imposing the asymptotic limit) and $c_1 = -c_0 = -3$ (imposing the graph should pass through the origin). As can be seen in the figure, the expansion based in our running coupling constant allows us to extend the region of validity of the expansion to low energies. The experimental data is underestimated by imposing the limits $Q^2 \rightarrow 0$ and $Q^2 \rightarrow \infty$. Therefore, we draw the solid blue curve treating Eq.(9) with $n = 1$ as a fit with parameters c_0 and c_1 . By doing such a fit without imposing any

additional condition we obtain $c_0 = 3.616 \pm 0.083$ and $c_1 = -3.2 \pm 0.20$. For the low energy region we use a [2, 1] Padé approximant and a matching procedure imposing continuity and differentiability at the matching point Q_0^2 with an unknown $a_4 \neq 0$, obtaining $Q_0^2 = 4.35 \text{ GeV}^2$ and $a_4 = 1.4 \cdot 10^{-3}$ from fitting the data [24], [25].

About the results in the charged pion form factor 6, we consider a fit to the experimental data. We employ the experimental data from [32], [33] and [34]. We obtain $c_0 = 3.075 \pm 0.055$ and $c_1 = -2.664 \pm 0.074$. To study the intermediate energy region, we employ a matching formalism [39], so at low energies an adequate Padé approximant is used. We fit the experimental data [26], [27] and [28] with a [4, 1] Padé approximant. As a result, we are able to obtain, after a matching procedure with the high energy result, a normalized χ^2 function as close to 1 as possible. We impose both functions must match at some unknown point Q_0^2 with an unknown $a_4 \neq 0$. These two unknowns are fixed by imposing continuity and differentiability at Q_0^2 with an error of 10^{-11} . By solving the resulting system of equations numerically we obtain $Q_0^2 = 2.21 \text{ GeV}^2$ and $a_4 = -0.014$. As can be seen in the figure, the data is described by a curve with a maximum at low energies and then decreasing following the asymptotic limit for the charged pion form factor. In black discontinuous line the pQCD prediction is showed. Our fit remains above this pQCD prediction, a feature that was also obtained previously in other numerical approaches [40].

6. Conclusions and outlook

In this work, we have explored a new holographic model of QCD, named Double Dilaton Soft Wall model (DDSW), which from the Ricci flow allow us to obtain a parameterization for α_s able to match an infrared fixed point at low energies with pQCD at high energies. The matching with pQCD, which is found way above 2 GeV, is successful thanks to including large- N_c corrections in the holographic side. In the process, we use experimental data from Ref. [16] to fit the free leftover parameters of the α_s parameterization. Because our model Eq.(6) have various adjustable parameters which limits its predictive power, we expect to improve it in the future.

As a by-product, we have studied the spectrum of vector mesons in the DDSW model by solving the equation of motion [6] of different meson families with the dilaton mentioned above. This allowed us to determine meson masses, obtaining linear Regge trajectories for scalar, vector and tensor mesons. In particular, the predicted scalar and vector meson masses are heavier than in the usual Soft Wall model, thus closer to experimental results. Based on these results, we have done a proposal for the tensor meson Regge trajectory. Moreover, the squared root of the decay constant of the ρ -meson is improved compared to usual SW model, giving a departure of less than 1% compared to the experimental result.

Finally we have seen applications of the running coupling constant previously studied in the neutral and charged pion form factors, in which tension with experimental data in the intermediate energy region do

exist. In particular we have studied fits compatible with the asymptotic limits as well as the available data points.

These results open the possibility of exploring other phenomenological results. In particular, our method could be applied to other dilaton backgrounds, obtaining strong coupling runnings at low energies and corresponding matching to pQCD.

Acknowledgements

We would like to thank the conference organizers for helpful discussions. We gratefully acknowledge the Ministerio de Ciencia e Innovación for their financial support, which made the participation in the conference possible. The work of P.M. was supported by the Ministerio de Ciencia e Innovación under grant PPID2023-146142NB-I00, by the Secretaria d'Universitats i Recerca del Departament d'Empresa i Coneixement de la Generalitat de Catalunya under grant 2021 SGR 00649, and by the Spanish Ministry of Science and Innovation (MICINN) through the State Research Agency under the Severo Ochoa Centres of Excellence Programme 2025–2029 (CEX2024-001442-S). IFAE is partially funded by the CERCA program of the Generalitat de Catalunya.

References

- [1] J. M. Maldacena. The Large N Limit of Superconformal Field Theories and Supergravity. *Adv. Theor. Math. Phys.* 2, 231, 1998. [arXiv:hep-th/9711200].
- [2] S. S. Gubser, I. R. Klebanov, and A. M. Polyakov. Gauge theory correlators from non-critical string theory. *Phys. Lett. B* 428, 105, 1998. [arXiv:hep-th/9802109].
- [3] E. Witten. Anti-de sitter space and holography. *Adv. Theor. Math. Phys.* 2, 253, 1998. [arXiv:hep-th/9802150].
- [4] J. Erlich, E. Katz, D. T. Son, and M. A. Stephanov. QCD and a holographic model of hadrons. *Phys. Rev. Lett.* 95, 2005. [arXiv:hep-ph/0501128].
- [5] L. Da Rold and A. Pomarol. Chiral symmetry breaking from five-dimensional spaces. *Nucl.Phys.* B721, 2005. [arXiv:hep-ph/0501218].
- [6] A. Karch, E. Katz, D. T. Son, and M. A. Stephanov. Linear confinement and AdS/QCD. *Phys. Rev. D* 74, 2006. [arXiv:hep-ph/0602229].
- [7] J. Leutgeb, J. Mager, and A. Rebhan. Hadronic light-by-light contribution to the muon $g-2$ from holographic QCD with solved $u(1)_a$ problem. *Phys. Rev. D* 107, 054021, 2023. [arXiv:hep-ph/2211.16562].

- [8] U. Gursoy and E. Kiritsis. Exploring improved holographic theories for QCD: Part I. *JHEP* *02*, *32*, 2008. [arXiv:hep-th/0707.1324v3].
- [9] U. Gursoy and E. Kiritsis. Exploring improved holographic theories for QCD: Part II. *JHEP* *02*, *19*, 2008. [arXiv:hep-th/arXiv:0707.1349].
- [10] S. J. Brodsky, G. F. de Téramond, and A. Deur. Nonperturbative QCD Coupling and its β Function from light-front holography. *Phys. Rev. D* *81*, *096010*, 2010. [arXiv:hep-ph/1002.3948v3].
- [11] D. H. Friedan. Nonlinear Models in Two + Epsilon Dimensions. *Phys. Rev. Lett.* *45*, *1057*, 1980.
- [12] R. S. Hamilton. Three-manifolds with positive Ricci curvature. *J. Diff. Geom* *17*, 1982.
- [13] G. Perelman. The Entropy formula for the Ricci flow and its geometric applications. 2002. [arXiv:math/0211159].
- [14] A. Jackson, R. Pourhasan, and H. Verlinde. Geometric RG flow. 2013. [arXiv:hep-ph/1312.6914].
- [15] J. Hirn, N. Rius, and V. Sanz. Geometric approach to condensates in holographic QCD. *Phys. Rev. D* *73*, *085005*, 2006. [arXiv:hep-ph/0512240].
- [16] A. Deur, V. Burkert, J.-P. Chen, and W. Korsch. Determination of the QCD Effective Charge $\alpha_{g_1}(Q)$. *Particles* *2022*, *5*, *171-179*, 2022. [arXiv:hep-ph/2205.01169].
- [17] R.L. Workman et al. (Particle Data Group). *Prog. Theor. Exp. Phys.* *2022*, *083C01*, 2022.
- [18] Pere Masjuan, Enrique Ruiz Arriola, and Wojciech Broniowski. Systematics of radial and angular-momentum Regge trajectories of light non-strange $q\bar{q}$ -states. *Phys. Rev. D*, *85*:094006, 2012.
- [19] S. Navas et al. (Particle Data Group), *Phys. Rev. D* *110* *030001*, 2024.
- [20] A. Rodas et al. Scalar and tensor resonances in J/ψ radiative decays. *Eur. Phys. J. C* *82* *80*, 2022. [arXiv:hep-ph/2110.00027].
- [21] A. V. Anisovich, V. V. Anisovich, A. V. Sarantsev. Systematics of $q\bar{q}$ -states in the (n, M^2) and (J, M^2) planes. *Phys. Rev. D* *62* *051502*, 2000. [arXiv:hep-ph/0003113].
- [22] The BABAR Collaboration. Measurement of the $\gamma\gamma^* \rightarrow \pi^0$ transition form factor *Phys. Rev. D* *80* *052002*, 2009. [arXiv:hep-ex/0905.4778v1].
- [23] The Belle Collaboration. Measurement of $\gamma\gamma^* \rightarrow \pi^0$ transition form factor at Belle. *Phys. Rev. D* *86* *092007*, 2012. [arXiv:hep-ex/1205.3249].

- [24] The CELLO Collaboration. A measurement of the π^0 , η and η' electromagnetic form factors. *Z. Phys. C* **49** 401, 1991.
- [25] The CLEO Collaboration. Measurements of the Meson-Photon Transition Form Factors of Light Pseudoscalar Mesons at Large Momentum Transfer. *Phys. Rev. D* **57** 33, 1998. [arXiv:hep-ex/9707031].
- [26] NA7 Collaboration. A Measurement of the Space-like Pion Electromagnetic Form Factor. *Nucl. Phys. B* **277** 168–196, 1986.
- [27] The F_π Collaboration. Determination of the pion charge form factor for $Q^2 = 0.60 - 1.60 \text{ GeV}^2$. *Phys. Rev. C* **75** 055205, 2007. [arXiv:hep-ex/0607007].
- [28] The F_π Collaboration. Determination of the Charged Pion Form Factor at $Q^2 = 1.60$ and $2.45(\text{GeV}/c)^2$. *Phys. Rev. Lett.* **97** 192001, 2006. [arXiv:hep-ex/0607005v1].
- [29] E. B. Dally et al. Direct Measurement of the Form Factor. *Phys. Rev. Lett.* **39**, 1176, 1977.
- [30] E. B. Dally et al. Measurement of the π^- form factor. *Phys. Rev. D* **24**, 1718, 1981.
- [31] E. B. Dally et al. Elastic-Scattering Measurement of the Negative-Pion Radius. *Phys. Rev. Lett.* **48**, 375, 1982.
- [32] C. J. Bebek et al. Further measurements of forward-charged-pion electroproduction at large k^2 . *Phys. Rev. D* **9** 1229–1242, 1974.
- [33] C. J. Bebek et al. Measurement of the pion form-factor up to $Q^2 = 4 \text{ GeV}^2$. *Phys. Rev. D* **13** 25, 1976.
- [34] C. J. Bebek et al. Electroproduction of single pions at low epsilon and a measurement of the pion form-factor up to $Q^2 = 10 \text{ GeV}^2$. *Phys. Rev. D* **17** 1693, 1978.
- [35] G. P. Lepage and S. J. Brodsky. Exclusive processes in perturbative quantum chromodynamics. *Phys. Rev. D* **22** 2157, 1980.
- [36] H. Cancio and P. Masjuan The Holographic QCD Running Coupling Constant from the Ricci Flow. *Phys. Rev. D* **111**, 094020, 2025. [arXiv:hep-ph/2408.00455].
- [37] H. Cancio and P. Masjuan, Neutral and charged pion Form Factors in the intermediate-energy region from double-dilaton HQCD model. [arXiv:hep-ph/2512.12253]
- [38] P. Masjuan, E. R. Arriola, W. Broniowski. Meson dominance of hadron form factors and large- N_c phenomenology. *Phys. Rev. D* **87**, 014005, 2013. [arXiv:hep-ph/1210.0760].
- [39] S. Noguera and V. Vento. The pion transition form factor and the pion distribution amplitude. *Eur. Phys. J. A* **46** 197-205, 2010. [arXiv:hep-ph/1001.3075v1].

- [40] L. Chang, I. C. Cloet, C. D. Roberts, S. M. Schmidt, P. C. Tandy. Pion electromagnetic form factor at spacelike momenta. *Phys. Rev. Lett.* *111* 14, 141802, 2013. [arXiv:nucl-th/1307.0026].