

TEST-TIME ADAPTATION FOR SPEECH ENHANCEMENT VIA MASK POLARIZATION

Tobias Raichle, Erfan Amini, Bin Yang

University of Stuttgart, Institute of Signal Processing and System Theory, Stuttgart, Germany

ABSTRACT

Adapting speech enhancement (SE) models to unseen environments is crucial for practical deployments, yet test-time adaptation (TTA) for SE remains largely under-explored due to a lack of understanding of how SE models degrade under domain shifts. We observe that mask-based SE models lose confidence under domain shifts, with predicted masks becoming flattened and losing decisive speech preservation and noise suppression. Based on this insight, we propose mask polarization (MPol), a lightweight TTA method that restores mask bimodality through distribution comparison using the Wasserstein distance. MPol requires no additional parameters beyond the trained model, making it suitable for resource-constrained edge deployments. Experimental results across diverse domain shifts and architectures demonstrate that MPol achieves very consistent gains that are competitive with significantly more complex approaches.

Index Terms— Deep Learning, mask polarization, speech enhancement, test-time adaptation

1. INTRODUCTION

By leveraging large labeled datasets to learn the complex structure of speech, deep learning based speech enhancement (SE) has revolutionized the field. However, these methods often suffer from performance degradation when deployed in environments that differ from their training conditions [1]. As practical SE systems must handle diverse and time-varying acoustic environments, speaker characteristics and noise types for which no labeled data is available, robust unsupervised adaptation methods are essential for reliable deployments. While unsupervised domain adaptation (UDA) methods exist for SE, they typically require access to source data, limiting their practical applicability.

Test-time adaptation (TTA) has emerged as a promising solution to this challenge. As opposed to UDA, TTA requires only the trained source model and unlabeled target data, eliminating privacy concerns associated with sharing source data

and reducing storage requirements [2]. Crucially, TTA performs online adaptation, i.e., simultaneous to inference, making it suitable for real-world and real-time deployments that do not allow for the latency of a separate adaptation phase. However, existing TTA methods for SE rely on additional components either via an additional encoder [1] or a teacher-student framework [3], limiting the applicability on resource-constrained deployments. To develop a parameter-efficient alternative, we investigated how SE models degrade under domain shifts.

We observe that under domain shifts mask-based SE models exhibit a phenomenon analogous to confidence loss in classification. In their source domain, these models predict distinctly bimodal masks that effectively separate speech from noise. However, under domain shifts, their predicted masks lose this bimodal distribution and become flatter (cf. Fig. 1), directly impacting enhancement quality.

Based on this insight, we propose mask polarization (MPol), a lightweight TTA method that aims at restoring the bimodality under domain shifts by comparing the predicted mask to a computed reference via the Wasserstein distance.

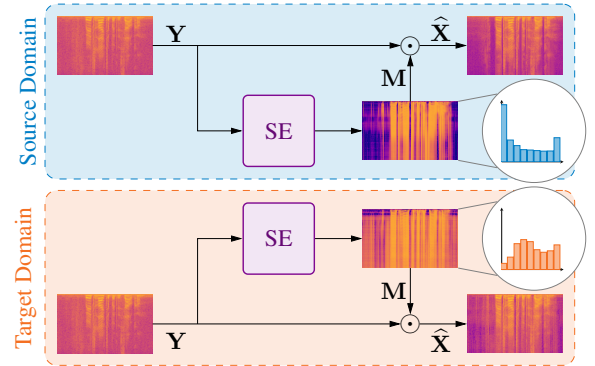


Fig. 1: Overview of MPol (mask polarization). The mask histogram flattens under domain shifts.

The main contributions of this work are summarized as follows:

- We empirically demonstrate that SE models suffer from reduced mask confidence under domain shifts.
- We propose MPol, a lightweight TTA method for mask-based SE models requiring no additional components

beyond the trained model.

- We show that MPol achieves competitive performance with significantly more complex methods across diverse domain shifts, making it the state-of-the-art low complexity TTA method for SE.

1.1. Problem Formulation

Given a noisy speech recording

$$\mathbf{y} = \mathbf{x} + \mathbf{n}, \quad (1)$$

where \mathbf{x} and \mathbf{n} denote the clean speech and noise signals respectively, the task of SE is to recover an estimate $\hat{\mathbf{x}}$ of the clean speech signal [4]. Generally, corruptions can include a wide range of effects including reverberation, limited bandwidth or clipping. However, this work only considers additive noise and leaves other corruptions for future works. A common class of SE architectures works by estimating a mask $\mathbf{M} \in \mathbb{R}^{T \times F}$ in the time-frequency (TF) domain to suppress noise components in the noisy magnitude spectrogram $\mathbf{Y} \in \mathbb{R}^{T \times F}$ (cf. Fig 1). The enhanced magnitude spectrogram is obtained by

$$\hat{\mathbf{X}} = \mathbf{M} \odot \mathbf{Y} = \mathbf{M} \odot (\mathbf{X} + \mathbf{N}), \quad (2)$$

where \odot denotes element-wise multiplication.

2. RELATED WORK

As SE models frequently encounter unseen target domains where labeled data is unavailable, several previous works have explored applying UDA to SE. The most common approach identifies similar source sample to use as pseudo-labels [5, 6], but requires access to source data, defying the TTA paradigm.

RemixIT [3] performs TTA by using a teacher model to generate pseudo-targets through remixing estimated speech and noise components, then adapting a student on this weakly-labeled data. Latent denoising (LaDen) [1] computes pseudo-labels by mapping representations of noisy speech to clean representations in the latent space of a large pre-trained encoder via a linear approximation. As it requires the CNN encoder of a WavLM [7] model, LaDen introduces 4M additional parameters, limiting its practical applicability.

Whereas TTA for SE is a relatively new area of research, TTA for classification has been more thoroughly explored, leading to better understanding of how classification models degrade under domain shifts. Based on the observation that classification models lose prediction confidence under domain shifts, a common TTA approach is to minimize the prediction entropy [2]. However, transferring these insights to SE is not trivial due to the inherently different regression task.

3. METHODOLOGY

To address this gap, we investigate whether SE models exhibit analogous confidence degradation under domain shifts and pro-

pose mask polarization (MPol), a lightweight TTA method that adapts SE models by restoring ideal TF mask characteristics.

We observe that mask-based SE models exhibit a fundamental change in their prediction characteristic under domain shifts. In their source domain, these models predict distinctly bimodal masks \mathbf{M} (cf. Fig. 2b) that accurately preserve speech ($M_{ij} \approx 1$) and suppress noise ($M_{ij} \approx 0$). This bimodality is consistent with the ideal ground truth mask (cf. Fig. 2a). However, under domain shifts, predicted masks lose this bimodal structure and become flattened, with values concentrating around an intermediate range (cf. Fig. 2c).

Deviating from the bimodal structure under domain shifts suggests that models lose confidence in their separation decisions, leading to overly conservative intermediate mask values. This phenomenon provides a natural adaptation signal, as restoring the bimodal characteristic should improve enhancement quality by encouraging more decisive speech-noise separation.

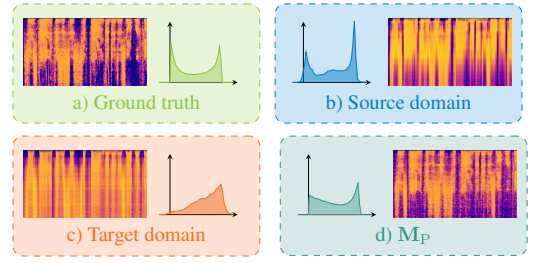


Fig. 2: Comparison of masks and their histograms.

3.1. Mask Polarization

Based on this insight, we propose mask polarization (MPol), which restores mask bimodality by comparing the distribution of predicted masks with a computed reference that exhibits the desired bimodal structure.

Similarly to the spectral subtraction principle [4], we estimate the noise spectrum $\hat{\mathbf{N}}$ by averaging time bins of \mathbf{Y} with no voice activity, identified via the $k = 32$ time bins with the lowest signal power. We compute a reference mask

$$\mathbf{M}_P = \frac{\hat{\mathbf{X}}}{\hat{\mathbf{X}} + \hat{\mathbf{N}}}, \quad (3)$$

where $\hat{\mathbf{X}}$ is the enhanced TF magnitude and the division is computed element-wise. While $\hat{\mathbf{X}}$ comes from the model's own prediction, the reference mask \mathbf{M}_P exhibits more reliable bimodality than \mathbf{M} . Given Eq. 2, \mathbf{M}_P can be phrased as

$$\mathbf{M}_P = \frac{\mathbf{M} \odot (\mathbf{X} + \mathbf{N})}{\mathbf{M} \odot (\mathbf{X} + \mathbf{N}) + \hat{\mathbf{N}}} \approx \frac{\mathbf{M} \odot (\mathbf{X} + \mathbf{N})}{\mathbf{M} \odot \mathbf{X} + (\mathbf{M} + 1) \odot \mathbf{N}}, \quad (4)$$

assuming $\hat{\mathbf{N}} \approx \mathbf{N}$. If the TF bin ij contains speech, we will assume that $\mathbf{X}_{ij} \gg \mathbf{N}_{ij}$ and therefore $\mathbf{M}_{P,ij} \approx \frac{\mathbf{M}_{ij}\mathbf{X}_{ij}}{\mathbf{M}_{ij}\mathbf{X}_{ij}} = 1$, i.e., the unwanted attenuation \mathbf{M}_{ij} is canceled out. On the

other hand, if the bin does not contain speech, $\mathbf{X}_{ij} \ll \mathbf{N}_{ij}$ means $\mathbf{M}_{P,ij} \approx \frac{\mathbf{M}_{ij}}{1+\mathbf{M}_{ij}} \leq \mathbf{M}_{ij}$. Consequently, \mathbf{M}_P is more bimodal than the predicted mask \mathbf{M} , maintaining the decisive separation that the original mask \mathbf{M} loses under domain shifts. This rationale holds even at $\text{SNR} \approx 0$, due to the spectral concentration of speech.

As illustrated in Fig 2, the computed mask \mathbf{M}_P (Fig. 2d) approximates the ideal mask’s U-shaped distribution (Fig. 2a), contrasting sharply with the source model’s flattened distribution (Fig. 2c). Furthermore, the computed masks adhere to the signal’s individual speech-to-noise characteristics, instead of enforcing a single standard with entropy-like losses [2].

Due to the simplistic estimation of $\tilde{\mathbf{N}}$ that does not account for non-stationarity, \mathbf{M}_P cannot serve as a direct, point-wise pseudo-label for \mathbf{M} . Instead, we compare only the empirical distributions of the predicted mask \mathbf{M} and the reference mask \mathbf{M}_P to leverage \mathbf{M}_P ’s improved bimodality. This is achieved using the Wasserstein distance between the distributions of the mask entries, which is defined as the average difference of the sorted entries of the two masks

$$\mathcal{L}_W(\mathbf{M}, \mathbf{M}_P) = \frac{1}{T \cdot F} \sum_{i=1}^{T \cdot F} |\text{vec}(\mathbf{M})_{(i)} - \text{vec}(\mathbf{M}_P)_{(i)}|, \quad (5)$$

where $\text{vec}(\mathbf{M})_{(i)}$ corresponds to the i -th largest entry of \mathbf{M} . This distribution-based approach is robust to imperfect references while encouraging the desired bimodal structure.

To further discourage negative mask values frequently observed under domain shifts (cf. Fig. 2), we add a penalty term

$$\mathcal{L}_S(\mathbf{M}) = \sum_{i,j} |m_{ij}| \cdot \mathbb{I}_{m_{ij} < 0}. \quad (6)$$

The complete MPol loss combines both terms

$$\mathcal{L} = \mathcal{L}_W + \lambda \mathcal{L}_S, \quad (7)$$

with $\lambda = 0.1$.

To improve adaptation stability, we employ continual weight ensembling $\theta_t \leftarrow \beta \theta_t + (1 - \beta) \theta_0$ between the adapted weights θ_t at adaptation step t and the source weights θ_0 [8], where $\beta = 0.8$ is a smoothing factor. [1]

4. EXPERIMENTS

4.1. Datasets

All models were trained on the source dataset EARS-WHAM! (EARS-W) [9, 10] and evaluated on the 9 target datasets proposed by [1] to cover a wide range of domain shifts. The EARS-DEMAND (EARS-D) [9, 11] dataset covers domain shifts in only the noisy environment. Analogously, VoiceBank-WHAM! (VBW) [12, 10] represents a shift only in the speech component. To explore shifts in both components, the VoiceBank-DEMAND (VBD) [12, 11, 13] dataset and the

DNS [14] dataset in the languages English, German, Italian, Russian, Spanish, and French are used. In all domains, the entire testset is used for adaptation.

4.2. Models

MPol targets TF-magnitude masking architectures, encompassing a significant portion of current time-frequency-domain SE models. Following [1], we evaluate MPol on two representative SE architectures to assess the generality of the mask confidence observation. The AM model [1] is a sequential amplitude masking (AM)-based architecture that is trained with a MSE error to represent simple, reconstruction-focused approaches common in resource-constrained deployments. To represent the current state-of-the-art of SE, CMGAN [15] employs a MetricGAN [16] based loss focusing on perceptual performance and additionally implements a complex additive term to enable phase correction.

4.3. Experimental Details

As is common in SE, we put an emphasis on perceptual performance, i.e., how natural the enhanced speech sounds to humans. To objectively evaluate the performance of our method, we use the PESQ (perceptual evaluation of speech quality) metric [17] and the CSIG, CBAK and COVL metrics proposed by [18]. As these metrics can lead to misleading results [19], we also include the signal-level metrics SSNR (segmental signal-to-noise ratio) and SI-SDR (scale-invariant signal-to-distortion ratio) [4].

Besides the unadapted source model baseline, RemixIT and LaDen are used as references to assess MPol’s significance within the field of TTA for SE.

In all experiments the AdamW optimizer [20] was used with a learning rate of $\alpha = 5 \cdot 10^{-4}$. We adapt only the normalization and output layers of each model, resulting in 8% and 0.5% of the parameters of the AM and CMGAN architectures being adapted, respectively. To assess statistical significance, the key experiments were repeated 10 times.

On a Nvidia A6000 GPU, the unadapted AM model achieves a real-time factor (RTF) of 0.005 on VBD. Whereas RemixIT and LaDen achieve RTFs of 0.011 and 0.068 respectively, MPol’s reduced overhead allows an RTF of 0.007, representing a roughly tenfold improvement over LaDen.

5. RESULTS

5.1. Results Analysis

Table 1 presents the results averaged across all target datasets for the AM architecture. Despite not introducing any additional parameter overhead, MPol achieves competitive performance across both perceptual and signal-level metrics. While MPol is not able to match LaDen’s exceptional PESQ performance, it approximately matches or exceeds LaDen and

Table 1: Results averaged over the datasets ($\mu \pm 2\sigma$). SSNR and SI-SDR in dB.

		PESQ \uparrow	CSIG \uparrow	CBAK \uparrow	COVL \uparrow	SSNR \uparrow	SI-SDR \uparrow
AM	Source	2.05	3.07	2.78	2.52	7.42	12.28
	RemixIT	2.06 \pm .006	3.10 \pm .007	2.80 \pm .005	2.54 \pm .006	7.48\pm.03	12.47\pm.04
	LaDen	2.13\pm.005	3.13 \pm .007	2.80 \pm .005	2.59 \pm .006	7.01 \pm .04	12.33 \pm .04
	MPol	2.10 \pm .001	3.17\pm.001	2.82\pm.001	2.60\pm.001	7.40 \pm .01	12.35 \pm .01
CMGAN	Source	2.60	3.75	3.02	3.15	6.00	11.32
	RemixIT	2.60 \pm .006	3.77 \pm .006	3.03 \pm .007	3.17 \pm .007	5.92 \pm .07	11.52 \pm .07
	LaDen	2.62 \pm .002	3.81\pm.002	3.07\pm.002	3.20\pm.002	6.31\pm.03	12.09\pm.02
	MPol	2.64\pm.002	3.78 \pm .002	3.07\pm.001	3.20\pm.002	6.27 \pm .01	11.78 \pm .01

RemixIT in all other metrics. Fig. 3 reveals that MPol yields a very consistent gain on the PESQ metric across all datasets, despite being on average smaller than LaDen’s gain. This consistency suggests that the confidence degradation is universal across domain shifts, constituting an important benefit over the more variable performance of LaDen. In combination with the low complexity, this consistency makes MPol particularly suitable for edge deployments.

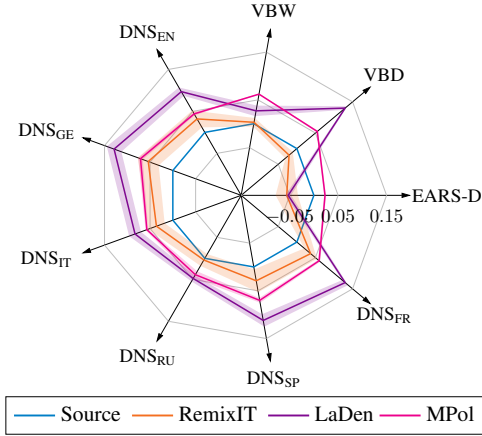


Fig. 3: Δ PESQ results relative to the source performance using the AM architecture ($\mu \pm 2\sigma$).

The CMGAN results demonstrate MPol’s effectiveness across different architectural paradigms. Despite CMGAN’s complex processing, including both masking and additive terms, MPol achieves the highest average PESQ performance among all methods. While MPol’s improvements on other metrics are more modest compared to LaDen, the method maintains competitive performance across all measures and outperforms RemixIT in all metrics. This success on a more sophisticated architecture suggests that mask confidence degradation represents a fundamental phenomenon in TF masking-based processing.

These results, combined with the AM findings, confirm that mask polarization provides a robust adaptation signal across diverse SE architectures without requiring additional parameters. MPol’s parity with LaDen is particularly notable, given LaDen’s 4M parameter encoder overhead.

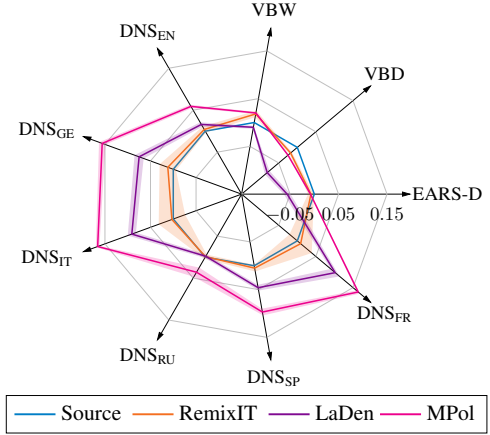


Fig. 4: Δ PESQ results relative to the source performance using the CMGAN architecture ($\mu \pm 2\sigma$).

5.2. Ablation Study

The ablation study (Table 2) highlights the critical role of the weight ensembling. While the Wasserstein loss \mathcal{L}_W improves the perceptual performance on both datasets, it significantly degrades the signal-level performance. The penalty term \mathcal{L}_S mitigates the degraded signal-level performance but has a mixed effect on the perceptual performance. Adding weight ensembling significantly improves the adaptation stability, leading to more consistent results across datasets and metrics.

Table 2: Ablation study using the AM architecture.

	VBD		DNS _{GE}	
	PESQ \uparrow	SI-SDR \uparrow	PESQ \uparrow	SI-SDR \uparrow
Source	2.424	11.487	1.806	11.665
\mathcal{L}_W	2.433	10.462	1.859	7.462
$+\mathcal{L}_S$	2.304	10.811	1.907	9.367
+Ensemble	2.489	11.741	1.881	11.855

6. CONCLUSION

We presented MPol, a lightweight TTA method for speech enhancement that achieves competitive performance across diverse architectures without requiring any additional components. Our key observation that mask-based SE models universally lose bimodal characteristics under domain shifts provides a natural adaptation signal that can be efficiently exploited through distribution-based polarization. The method demonstrates that mask confidence restoration represents a robust approach to TTA for SE, enabling deployment in resource-constrained scenarios where existing methods' parameter overhead would be prohibitive. This work establishes a foundation for practical TTA in speech enhancement by bridging insights from classification adaptation to generative audio tasks.

7. REFERENCES

- [1] Tobias Raichle, Niels Edinger, and Bin Yang, "Test-time adaptation for speech enhancement via domain invariant embedding transformation," *IEEE Open Journal of Signal Processing*, pp. 1–10, 2026.
- [2] Dequan Wang, Evan Shelhamer, Shaoteng Liu, Bruno Olshausen, and Trevor Darrell, "Tent: Fully Test-Time Adaptation by Entropy Minimization," in *International Conference on Learning Representations*, 2020.
- [3] Efthymios Tzinis, Yossi Adi, Vamsi K Ithapu, Buye Xu, Paris Smaragdis, and Anurag Kumar, "RemixIT: Continual self-training of speech enhancement models via bootstrapped remixing," *IEEE Journal of Selected Topics in Signal Processing*, vol. 16, no. 6, pp. 1329–1341, 2022.
- [4] Philippos C. Loizou, *Speech Enhancement: Theory and Practice*, CRC Press, Inc., USA, 2nd edition, 2013.
- [5] Hsin-Yi Lin, Huan-Hsin Tseng, Xugang Lu, and Yu Tsao, "Unsupervised noise adaptive speech enhancement by discriminator-constrained optimal transport," *Advances in Neural Information Processing Systems*, vol. 34, pp. 19935–19946, 2021.
- [6] Ching Hua Lee et al., "Leveraging self-supervised speech representations for domain adaptation in speech enhancement," in *ICASSP*, 2024, pp. 10831–10835.
- [7] Sanyuan Chen et al., "Wavlm: Large-scale self-supervised pre-training for full stack speech processing," *IEEE Journal of Selected Topics in Signal Processing*, vol. 16, no. 6, pp. 1505–1518, 2022.
- [8] Robert A Marsden, Mario Döbler, and Bin Yang, "Universal test-time adaptation through weight ensembling, diversity weighting, and prior correction," in *Proceedings of the IEEE/CVF Winter Conference on Applications of Computer Vision*, 2024, pp. 2555–2565.
- [9] Julius Richter et al., "EARS: An Anechoic Fullband Speech Dataset Benchmarked for Speech Enhancement and Dereverberation," in *ISCA Interspeech*, 2024, pp. 4873–4877.
- [10] Gordon Wichern et al., "WHAM!: Extending speech separation to noisy environments," *arXiv preprint arXiv:1907.01160*, 2019.
- [11] Joachim Thiemann, Nobutaka Ito, and Emmanuel Vincent, "The Diverse Environments Multi-Channel Acoustic Noise Database (DEMAND): A database of multi-channel environmental noise recordings," *The Journal of the Acoustical Society of America*, vol. 133, pp. 3591, 05 2013.
- [12] Christophe Veaux, Junichi Yamagishi, and Simon King, "The voice bank corpus: Design, collection and data analysis of a large regional accent speech database," in *2013 International Conference Oriental COCODA held jointly with 2013 Conference on Asian Spoken Language Research and Evaluation (O-COCODA/CASLRE)*, 2013, pp. 1–4.
- [13] Cassia Valentini-Botinhao, Xin Wang, Shinji Takaki, and Junichi Yamagishi, "Investigating RNN-based speech enhancement methods for noise-robust Text-to-Speech," in *9th ISCA Workshop on Speech Synthesis Workshop (SSW 9)*, 2016, pp. 146–152.
- [14] Harishchandra Dubey et al., "ICASSP 2022 Deep Noise Suppression Challenge," in *ICASSP*, 2022.
- [15] Ruizhe Cao, Sherif Abdulatif, and Bin Yang, "CMGAN: Conformer-based Metric GAN for Speech Enhancement," in *Proc. Interspeech 2022*, 2022, pp. 936–940.
- [16] Szu-Wei Fu, Chien-Feng Liao, Yu Tsao, and Shou-De Lin, "MetricGAN: Generative adversarial networks based black-box metric scores optimization for speech enhancement," in *International Conference on Machine Learning*. PmLR, 2019, pp. 2031–2041.
- [17] Antony W. Rix, John G. Beerends, Mike Hollier, and Andries P. Hekstra, "Perceptual evaluation of speech quality (PESQ)-a new method for speech quality assessment of telephone networks and codecs," *2001 IEEE International Conference on Acoustics, Speech, and Signal Processing. Proceedings (Cat. No.01CH37221)*, vol. 2, pp. 749–752 vol.2, 2001.
- [18] Yi Hu and Philippos C. Loizou, "Evaluation of objective quality measures for speech enhancement," *IEEE Transactions on Audio, Speech, and Language Processing*, vol. 16, no. 1, pp. 229–238, 2008.

- [19] Danilo de Oliveira, Simon Welker, Julius Richter, and Timo Gerkmann, “The PESQetarian: On the relevance of goodhart’s law for speech enhancement,” in *Proc. Interspeech 2024*, 2024, pp. 3854–3858.
- [20] Ilya Loshchilov and Frank Hutter, “Decoupled weight decay regularization,” in *International Conference on Learning Representations*, 2019.