

On Distributed Quantum Computing with Distributed Fan-Out Operations

Seng W. Loke

School of Information Technology, Deakin University, Burwood, VIC 3125, Australia.
seng.loke@deakin.edu.au

Abstract—We compare different circuits implementing distributed versions of quantum computations, using entangled pairs only, and using distributed fan-out operations (using GHZ states). We highlight the advantages of using distributed fan-out operations in terms of reductions in circuit depth and (possibly) entanglement resources. We note that distributed fan-out operations (or notably, distributed GHZ states) could be a “primitive” building block for distributed quantum operations in the same way as entangled pairs are, if distributed GHZ states could be realized efficiently.

Index Terms—distributed quantum computing, multipartite entanglement, distributed fan-out gates

I. INTRODUCTION

There has been increasing interest in distributed quantum computing in industry¹ and academia [2]–[4], [10].² Much work has focused on the use of Bell pairs for realizing distributed CNOT gates, as such gates together with single qubit gates provide a universal gate set for quantum computations, and creation of entangled pairs would be a well-known form of multi(two)-qubit entanglement.

Previous work advocated the use of *fan-out* operations, with single control qubits and multiple target qubits, amenable to efficient implementation in some types of quantum hardware such as trapped ion quantum computers, which in turn, enables efficient (or reduced depth) quantum computations, such as for SWAP test, shared control Toffoli operations, Hadamard test and to improve the implementation of quantum memory architectures [7], [8]. However, they do not consider distributed quantum computations as we do here.

Distributed fan-out using distributed GHZ states have been proposed in [16]. This paper discusses further uses of the distributed fan-out operation for distributed quantum computing, including its generality and efficiency advantages for distributed quantum computations.

In the rest of this paper, we first describe distributed fan-out operations and then look at examples where its use can be advantages, including distributed quantum fourier transforms and implementation of general n -ary unitaries. We conclude with avenues for future work.

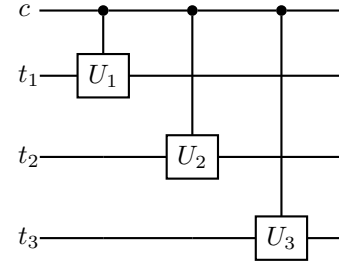
¹For example, see [9], <https://spectrum.ieee.org/quantum-computers>, <https://newsroom.ibm.com/2025-11-20-ibm-and-cisco-announce-plans-to-build-a-network-of-large-scale-fault-tolerant-quantum-computers>

²See also <https://quantnet.lbl.gov> and <https://www.ox.ac.uk/news/2025-02-06-first-distributed-quantum-algorithm-brings-quantum-supercomputers-closer>

II. DISTRIBUTED FAN-OUT OPERATIONS

We first consider the distributed CNOT gate (or dCNOT, in short), which is needed as a resource for each dCNOT gate, as shown in Figure 1.

By a distributed fan-out operation, we refer to an operation where the same control qubit is used for multiple target qubits, on different nodes. This can arise from the structure of a quantum circuit itself, or from a control- U operation where the unitary U spans multiple qubits and is decomposed into operations executed on qubits distributed on different nodes [11], [15], [16]. For example, the quantum circuit such as:



i.e., a *multitarget control- U* , where U_1 acts on qubit $t1$, U_2 acts on qubit $t2$, and U_3 acts on qubit $t3$, each qubit on a different node, will result in the distributed operation as shown in Figure 2; note that the wavy line in the figure connecting the four (communication) qubits a_0, a_1, a_2, a_3 represents a distributed 4-qubit GHZ state of the form $\frac{1}{\sqrt{2}}(|0000\rangle + |1111\rangle)_{a_0 a_1 a_2 a_3}$, over four nodes A', A, B and C .

III. EXAMPLES

We look at some uses of the distributed fan-out operation for reduced depth distributed quantum computations.

A. Distributed Quantum Fourier Transform (QFT)

Consider the Quantum Fourier Transform (QFT) algorithm over n qubits and let $N = 2^n$, that computes:³

$$QFT |x\rangle = \bigotimes_{k=n-1}^0 \left(|0\rangle + \exp\left(\frac{2\pi i 2^k}{2^n} x\right) |1\rangle \right)$$

where $x \in \{0, \dots, N-1\}$.

³See https://pennylane.ai/qml/demos/tutorial_qft

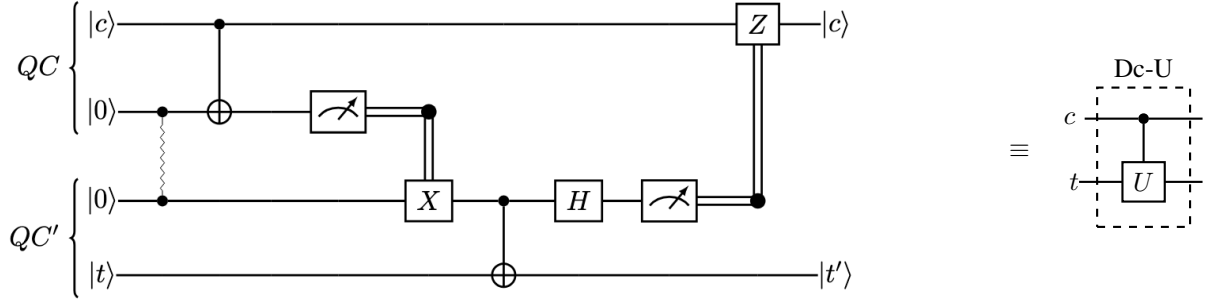


Fig. 1: Distributed control- U (i.e., dCNOT is when $U=X$ (\oplus) as shown) between nodes QC and QC' (the *computation* qubits are c , the control qubit, and t , the target qubit), and the wavy line illustrates a Bell pair involving the *communication* qubits from the two nodes both initially $|0\rangle$. The right hand side shows the notation we will use for a distributed controlled- U operation.

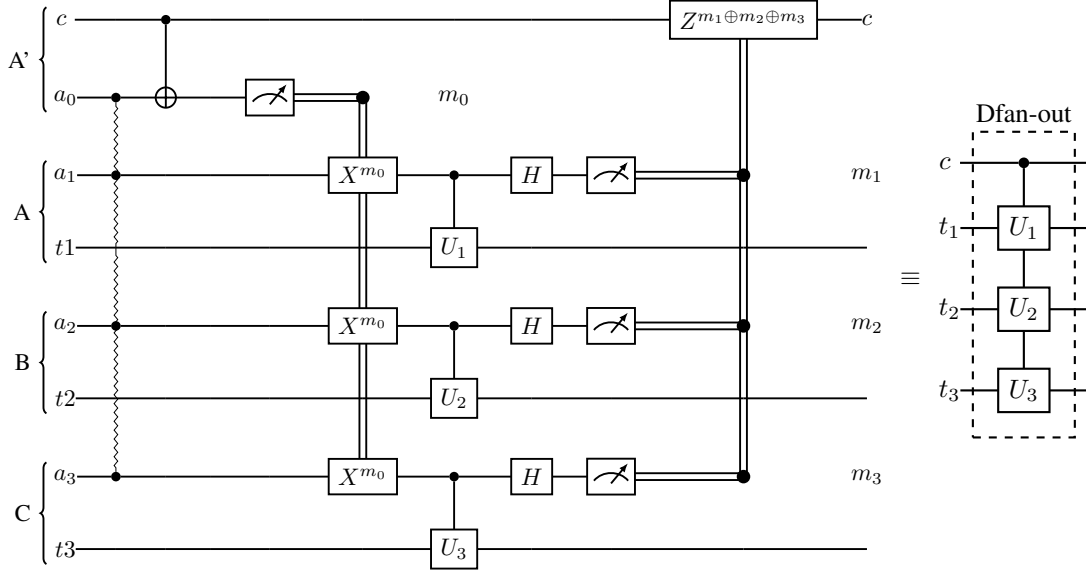


Fig. 2: Distributed fan-out operation with single control qubit (on A') for multiple target qubits (one on A , one on B and one on C) - all target qubits on different nodes from the control qubit. The right hand side shows the notation we will use for distributed fan-out throughout the paper.

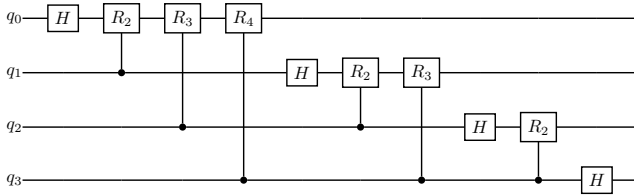


Fig. 3: Quantum Fourier Transform with 4 qubits using controlled rotations.

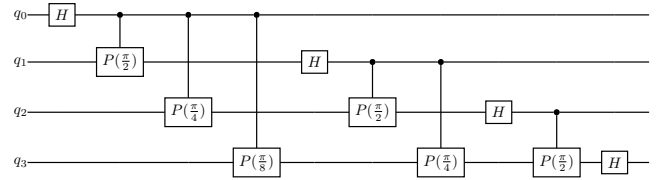


Fig. 4: Quantum Fourier Transform with 4 qubits using controlled phase operations.

One formulation is shown in Figure 3, where

$$R_k = \begin{bmatrix} 1 & 0 \\ 0 & \exp(\frac{2\pi i}{2^k}) \end{bmatrix}$$

But we use the formulation from [5], using controlled-phase

gates shown in Figure 4, where

$$P(\theta) = \begin{bmatrix} 1 & 0 \\ 0 & e^{i\theta} \end{bmatrix}$$

which shows the fan-out operations.

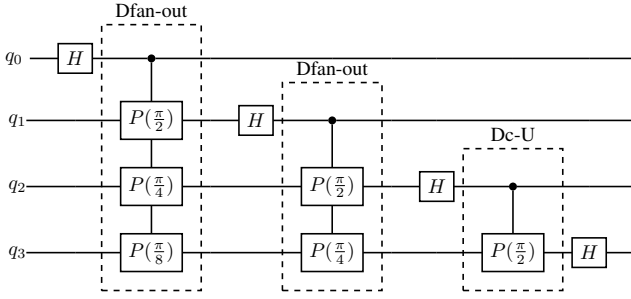


Fig. 5: Distributed QFT over 4 qubits on 4 nodes (one qubit per node), ignoring bit reversal operations.

Given the fan-out operations, we can then implement a distributed version of the quantum Fourier transform (for 4 qubits) using the distributed fan-out and distributed controlled- U operations as shown in Figure 5.

Distributed QFT (dQFT) over four nodes, one qubit per node, can be realized using fan-out operations, i.e., one for the first block of three controlled- $P(\theta)$ operations using a 4-qubit GHZ state as in Figure 2, and another for the next block of two controlled- $P(\theta)$ operations using a 3-qubit GHZ state (qubits q_1, q_2 and q_3). The last controlled- $P(\theta)$ operations can be done via a Bell pair and a circuit similar to that in Figure 1.

One can also use 6 Bell pairs, converting each controlled- $P(\theta)$ operation into a distributed control operation similar to Figure 1.

In general, using only Bell pairs, for an n -qubit dQFT over n nodes, one qubit per node, we will need $n(n-1)/2$ Bell pairs. Using fan-out operations, we would need $(n-2)$ GHZ states of different sizes (i.e., one n -qubit GHZ state, one $(n-1)$ -qubit GHZ state, one $(n-2)$ -qubit GHZ state,... and one 3-qubit GHZ state), and one Bell pair. If a distributed GHZ state can be done in “one step” (or one shot), then the depth is significantly reduced [1], [14], [15]. Otherwise, each k -qubit GHZ state can be formed using $\log k$ steps using k Bell pairs (with parallelism using a tree-like approach), retaining a reduced circuit depth (e.g., $O(n \log n)$ steps), even if not a reduction in Bell pairs required.

B. Distributed Quantum Approximate Optimization Algorithm (QAOA)

Fan-out operations might be useful for quantum circuits used in computations in applications of the QAOA [6]. For example, applying to a max-cut problem for a graph G , a cost Hamiltonian might be of the form:

$$\mathcal{H}_c = \sum_{(p,q) \in G} k_{pq} Z_p Z_q$$

for some constants k_{pq} , and an operation to compute repeatedly includes one of the form $e^{-i\gamma\mathcal{H}_c}$ involving the cost Hamiltonian, together with an operation for the mixing Hamiltonian, for some parameter γ possibly different each time, using the Suzuki-Trotter scheme⁴.

⁴For example, see https://pennylane.ai/qml/demos/tutorial_qaoa_maxcut

Effectively, we need a circuit to compute a unitary of the form:

$$e^{-i \sum_{(p,q) \in G} \theta_{pq} Z_p Z_q} = \prod_{(p,q) \in G} e^{-i \theta_{pq} Z_p Z_q}$$

Noting that

$$e^{-i \theta Z_p Z_q} = e^{i \theta} \left(R_z^{(p)}(2\theta) \otimes R_z^{(q)}(2\theta) \right) CP_{pq}(-4\theta)$$

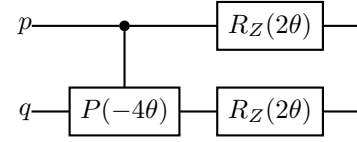
where CP_{pq} is a controlled-phase operation:

$$CP_{pq}(\alpha) = |0\rangle\langle 0| \otimes I + |1\rangle\langle 1| \otimes P(\alpha)$$

where $P(\alpha) = |0\rangle\langle 0| + e^{i\alpha} |1\rangle\langle 1|$, and

$$R_Z(\theta) = \begin{bmatrix} e^{-i\theta} & 0 \\ 0 & e^{i\theta} \end{bmatrix}$$

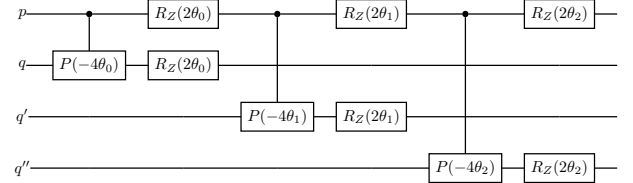
Then, the circuit for the operator $e^{-i \theta_{pq} Z_p Z_q}$ takes the form, ignoring global phases:



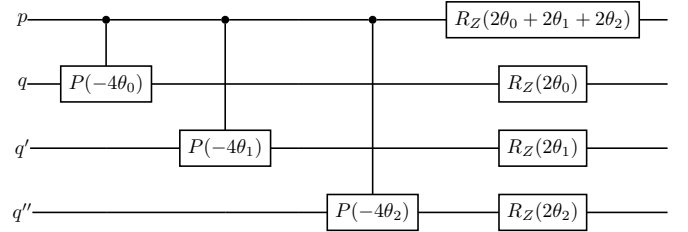
Now, suppose an example graph G_{ex} is such that we have a product:

$$e^{-i \theta_2 Z_p Z_{q''}} e^{-i \theta_1 Z_p Z_{q'}} e^{-i \theta_0 Z_p Z_q}$$

where $\theta_0 = \theta_{pq}$, $\theta_1 = \theta_{pq'}$, and $\theta_2 = \theta_{pq''}$, that is, there are edges from p to q , q' and q'' (or $(p, q), (p, q'), (p, q'') \in G_{ex}$), then, we have the circuit:



where we can move the R_Z operations to the end (and also combine them) to get:



We can then implement this using distributed fan-out as illustrated in Figure 6.

That is, if the qubits were distributed over four nodes, one qubit per node, we can then apply the distributed fan-out operation similar to Figure 2 to reduce circuit depth. This will not be advantages for all graphs but for graphs with structure, where there are many one to many connectivity. For such graphs, advantages can be significant given the number

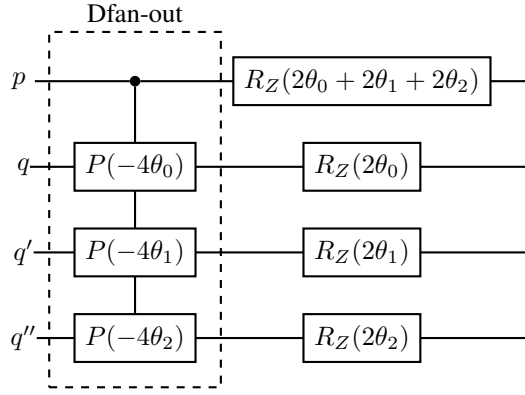


Fig. 6: Distributed form for the example circuit for G_{ex}

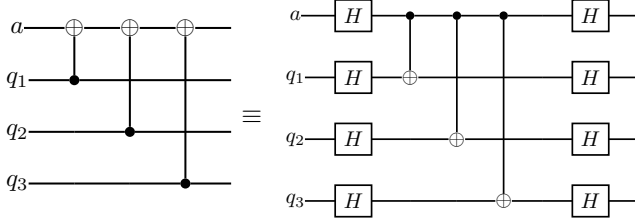


Fig. 7: Parity operation over three qubits q_1 , q_2 , and q_3 computed on ancilla a , expressed using fan-out.

of operations required in a Suzuki-Trotter scheme, but also due to the potentially large number of (re-)executions of the circuits to gather statistics.

IV. GENERAL QUANTUM CIRCUITS

Given that any n -qubit unitary operation can be written as

$$U = e^{(-i \sum_{\alpha} c_{\alpha} P_{\alpha})}, \quad P_{\alpha} \in \{I, X, Y, Z\}^{\otimes n}, \quad c_{\alpha} \in \mathbb{R}.$$

To implement, say, one component $e^{-ic_{\alpha} P_{\alpha}}$, we can use the following approach. First consider implementing a unitary of the form:

$$e^{-i\theta Z_1 \dots Z_n}$$

When applied to a computational basis state $|x\rangle = |x_1 \dots x_n\rangle$, we get

$$e^{-i\theta Z_1 \dots Z_n} |x\rangle = e^{-i\theta(-1)^{\text{parity}(x)}} |x\rangle$$

where $\text{parity}(x) = x_1 \oplus \dots \oplus x_n$. We can compute the parity using a distributed parity gate, implemented via a fan-out operation due to an equivalence as illustrated in Figure 7 with $n = 3$, with qubits q_1 , q_2 and q_3 [13].

Using the parity gate, we can compute the parity in an ancilla qubit a , and then apply the rotation $R_Z(2\theta)$ to the ancilla, and then apply the parity gate again to the ancilla (to uncompute), and the outcome is $e^{-i\theta Z_1 Z_2 Z_3} |\psi\rangle_{q_1 q_2 q_3}$, where $|\psi\rangle_{q_1 q_2 q_3}$ is the state of the three qubits. Starting with an ancilla qubit and the three qubits:

$$|0\rangle_a \otimes \sum_{q_i \in \{0,1\}} \alpha_{q_1 q_2 q_3} |q_1 q_2 q_3\rangle$$

we apply the parity gate to obtain:

$$\sum_{q_i \in \{0,1\}} |q_1 \oplus q_2 \oplus q_3\rangle_a \otimes \alpha_{q_1 q_2 q_3} |q_1 q_2 q_3\rangle$$

Then, we apply the rotation $R_Z(2\theta)$ to the ancilla to get:

$$\sum_{q_i \in \{0,1\}} e^{-i\theta(-1)^{q_1 \oplus q_2 \oplus q_3}} |q_1 \oplus q_2 \oplus q_3\rangle_a \otimes \alpha_{q_1 q_2 q_3} |q_1 q_2 q_3\rangle$$

And then applying the parity gate on the qubits and ancilla to uncompute, we get:

$$\begin{aligned} &|0\rangle_a \otimes \sum_{q_i \in \{0,1\}} e^{-i\theta(-1)^{q_1 \oplus q_2 \oplus q_3}} \alpha_{q_1 q_2 q_3} |q_1 q_2 q_3\rangle \\ &= |0\rangle_a \otimes e^{-i\theta Z_1 \dots Z_n} |\psi\rangle_{q_1 q_2 q_3} \end{aligned}$$

which is what we wanted. We can use this to implement $e^{-ic_{\alpha} P_{\alpha}}$ for any Pauli string P_{α} by using equivalences such as $H R_Z(\theta) H = R_X(\theta)$. For example, $e^{-i\theta X Z X Z}$ can be realized by computing $e^{-i\theta Z Z Z Z}$ preceded and succeeded by H gates for the first and third qubits.

With one qubit per node, n qubits distributed over n nodes, we can use a distributed n -qubit parity gate implemented using the distributed n -qubit fanout operation and H gates due to the equivalence above. We can generalize to n qubits with constant depth with the use of distributed GHZ states since the scheme for GHZ states (Figure 2) has constant depth for n qubits, provided the distributed n -ary parity gate has constant depth (not increasing with n)!

In general, the distributed computation of a general n -qubit unitary gate can be done in layers of single qubit gates (all local) and distributed fan-out operations, as illustrated in Figure 8.

Single qubit gates with fan-out gates are universal for quantum circuits, clearly since a CNOT gate is just a fan-out gate with one target.

Hence, for such an implementation of distributed n -qubit unitary operations over n nodes, one qubit per node, if the distributed fan-out gates (or parity gates) have constant depth $D_{Dfan-out}$, then a circuit with k layers of single qubit gates interleaved with m layers of distributed fan-out gates will have depth $O(k + m D_{Dfan-out})$. If a distributed r -qubit GHZ state is realized using Bell pairs connected in a tree-like structure [16], then $\log r$ steps with r Bell pairs might be used, that is, the circuit depth might have $O(k + m \log(n))$ circuit depth. The argument for scalability here is that as n increases, we maintain a relatively lower (possibly constant) circuit depth using distributed fan-outs, as opposed to the situation when using just sequences of Bell pairs (e.g., $O(k + mn)$ in such cases).

V. CONCLUSION

We have outlined in this paper the advantages and generality of the distributed fan-out operation for distributed quantum computing. Despite higher costs, with large enough n , arguably, one can have much reduced circuit depth compared to using Bell pairs alone. For large enough n , this can help

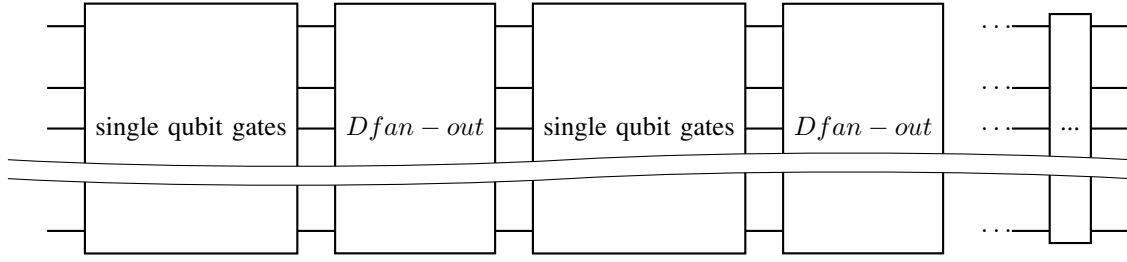


Fig. 8: An illustration of a layered view of a typical distributed quantum circuit interleaving single qubit (local) gates and distributed fan-out operations (of course, not all distributed fan-out operations will always involve all qubits).

maintain the high relative performance advantage of quantum operations compared to exponential time classical simulations, even when distributed qubits are used, despite the higher costs of entangling qubits across nodes. Also, future distributed quantum computing systems can be optimized to deliver high speeds for forming k -qubit GHZ states as k increases (and caching such GHZ states), to support efficient “unbounded” distributed fan-out operations. While we have assumed one qubit per node in our examples, a similar analysis can be done for multiple qubits per node. Also, gate reordering approaches to create larger fan-out operations (or gate packets as called in [12]) can help further reduce circuit depth.

REFERENCES

- [1] E. M. Ainley, A. Agrawal, D. Main, P. Drmota, D. P. Nadlinger, B. C. Nichol, R. Srinivas, and G. Araneda. Multipartite Entanglement for Multi-node Quantum Networks. Jul 2024. arXiv:2408.00149 [quant-ph].
- [2] James Ang, Gabriella Carini, Yanzhu Chen, Isaac Chuang, Michael Demarco, Sophia Economou, Alec Eickbusch, Andrei Faraon, Kai-Mei Fu, Steven Girvin, Michael Hatridge, Andrew Houck, Paul Hilaire, Kevin Krsulich, Ang Li, Chenxu Liu, Yuan Liu, Margaret Martonosi, David McKay, Jim Misewich, Mark Ritter, Robert Schoelkopf, Samuel Stein, Sara Sussman, Hong Tang, Wei Tang, Teague Tomesh, Norm Tubman, Chen Wang, Nathan Wiebe, Yongxin Yao, Dillon Yost, and Yiyu Zhou. Arquin: Architectures for multinode superconducting quantum computers. *ACM Transactions on Quantum Computing*, 5(3), September 2024.
- [3] David Barral, F. Javier Cardama, Guillermo Díaz-Camacho, Daniel Faílde, Iago F. Llovo, Mariamo Mussa-Juane, Jorge Vázquez-Pérez, Juan Villasuso, César Piñeiro, Natalia Costas, Juan C. Pichel, Tomás F. Pena, and Andrés Gómez. Review of distributed quantum computing: From single qpu to high performance quantum computing. *Computer Science Review*, 57:100747, 2025.
- [4] Marcello Caleffi, Michele Amoretti, Davide Ferrari, Jessica Illiano, Antonio Manzalini, and Angela Sara Cacciapuoti. Distributed quantum computing: A survey. *Computer Networks*, 254:110672, 2024.
- [5] Jielun Chen, E.M. Stoudenmire, and Steven R. White. Quantum fourier transform has small entanglement. *PRX Quantum*, 4:040318, Oct 2023.
- [6] Edward Farhi, Jeffrey Goldstone, and Sam Gutmann. A quantum approximate optimization algorithm. *arXiv: Quantum Physics*, 2014.
- [7] Stephen A. Fenner and Rabins Wosti. Implementing the quantum fanout operation with simple pairwise interactions. *Quantum Inf. Comput.*, 23(13&14):1081–1090, 2023.
- [8] Peter Høyer and Robert Spalek. Quantum fan-out is powerful. *Theory Comput.*, 1(1):81–103, 2005.
- [9] Photonic Inc., Francis Afzal, Mohsen Akhlaghi, Stefanie J. Beale, Olinka Bedroya, Kristin Bell, Laurent Bergeron, Kent Bonsma-Fisher, Polina Bychkova, Zachary M. E. Chaisson, Camille Chartrand, Chloe Clear, Adam Darcie, Adam DeAbreu, Colby DeLisle, Lesley A. Duncan, Chad Dundas Smith, John Dunn, Amir Ebrahimi, Nathan Evetts, Daker Fernandes Pinheiro, Patricio Fuentes, Tristen Georgiou, Biswarup Guha, Rafael Haenel, Daniel Higginbottom, Daniel M. Jackson, Navid Jahed, Amin Khorshidahmad, Prasoon K. Shandilya, Alexander T. K. Kurkjian, Nikolai Lauk, Nicholas R. Lee-Hone, Eric Lin, Rostyslav Litynsky, Duncan Lock, Lisa Ma, Iain MacGilp, Evan R. MacQuarrie, Aaron Mar, Alireza Marefat Khah, Alex Matiash, Evan Meyer-Scott, Cathryn P. Michaels, Juliana Motira, Narwan Kabir Noori, Egor Ospadov, Ekta Patel, Alexander Patscheider, Danny Paulson, Ariel Petruk, Adarsh L. Ravindranath, Bogdan Reznichenko, Myles Ruether, Jeremy Ruscica, Kunal Saxena, Zachary Schaller, Alex Seidlitz, John Senger, Youn Seok Lee, Orbel Sevoyan, Stephanie Simmons, Oney Soykal, Leea Stott, Quyen Tran, Spyros Tserkis, Ata Ulhaq, Wyatt Vine, Russ Weeks, Gary Wolfowicz, and Isao Yoneda. Distributed Quantum Computing in Silicon. *arXiv e-prints*, page arXiv:2406.01704, June 2024.
- [10] Johannes Knörzer, Xiaoyu Liu, Benjamin F. Schaffer, and Jordi Tura. Distributed Quantum Information Processing: A Review of Recent Progress. 10 2025. arXiv:2510.15630 [quant-ph].
- [11] S.W. Loke. *From Distributed Quantum Computing to Quantum Internet Computing: An Introduction*. Wiley, 2023.
- [12] Riccardo Mengoni, Walter Nadalin, Mathys Rennela, Jimmy Rotureau, Tom Darras, Julien Laurat, Eleni Diamanti, and Ioannis Lavdas. Efficient Gate Reordering for Distributed Quantum Compiling in Data Centers. Jul 2025. arXiv:2507.01090 [quant-ph].
- [13] Christopher Moore. Quantum circuits: Fanout, parity, and counting. *Electron. Colloquium Comput. Complex.*, TR99-032, 1999.
- [14] Siddhant Singh, Rikiya Kashiwagi, Kazufumi Tanji, Wojciech Roga, Daniel Bhatti, Masahiro Takeoka, and David Elkouss. Fault-tolerant modular quantum computing with surface codes using single-shot emission-based hardware. 01 2026. arXiv:2601.07241 [quant-ph].
- [15] Shufeng Xu, Ya-Li Mao, Lixin Feng, Hu Chen, Bixiang Guo, Shiting Liu, Zheng-Da Li, and Jingyun Fan. Multiqubit quantum logical gates between distant quantum modules in a network. *Phys. Rev. A*, 107:L060601, Jun 2023.
- [16] Anocha Yimsiriwattana and Samuel J. Lomonaco. Generalized GHZ States and Distributed Quantum Computing. Mar 2004. arXiv:quant-ph/0402148 [quant-ph].