

Exploiting Spot Instances for Time-Critical Cloud Workloads Using Optimal Randomized Strategies

Neelkamal Bhuyan*
Georgia Institute of Technology
Atlanta, GA, USA
nbhuyan3@gatech.edu

Murali Kodialam
Nokia Bell Labs
Murray Hill, NJ, USA
murali.kodialam@nokia-bell-labs.com

Randeep Bhatia
Nokia Bell Labs
Murray Hill, NJ, USA
randeep.bhatia@nokia-bell-labs.com

TV Lakshman
Nokia Bell Labs
Murray Hill, NJ, USA
tv.lakshman@nokia-bell-labs.com

Abstract—This paper addresses the challenge of deadline-aware online scheduling for jobs in hybrid cloud environments, where jobs may run on either cost-effective but unreliable spot instances or more expensive on-demand instances, under hard deadlines. We first establish a fundamental limit for existing (predominantly-) deterministic policies, proving a worst-case competitive ratio of $\Omega(K)$, where K is the cost ratio between on-demand and spot instances. We then present a novel *randomized* scheduling algorithm, ROSS, that achieves a provably optimal competitive ratio of \sqrt{K} under reasonable deadlines, significantly improving upon existing approaches. Extensive evaluations on real-world trace data from Azure and AWS demonstrate that ROSS effectively balances cost optimization and deadline guarantees, consistently outperforming the state-of-the-art by up to 30% in cost savings, across diverse spot market conditions.

Index Terms—cloud computing, job scheduling, optimization

I. INTRODUCTION

As cloud computing becomes the default deployment platform for modern workloads [1]–[4], controlling operational costs has emerged as a critical challenge for both enterprises and start-ups. One of the dominant contributors to cloud costs is compute infrastructure, typically provisioned through on-demand instances that offer guaranteed availability but at a high price. To improve resource utilization and reduce operating costs, cloud providers like Amazon Web Services (AWS), Microsoft Azure, Google Cloud Platform and Oracle offer spot instances [5]–[8]—unused capacity sold at steep discounts (often 3–10× cheaper) [9]–[11]—but with the caveat that they can be revoked at short notice. This cost-performance trade-off has made spot instances increasingly attractive for a range of compute-intensive workloads, including machine learning training, data analytics, and scientific computing. Many of these applications incorporate fault-tolerant mechanisms such as checkpointing or restart-on-failure to recover from preemptions, thus enabling them to leverage the cost savings of spot instances effectively.

However, not all applications can afford the latency and uncertainty introduced by spot instance revocations. In par-

ticular, delay-sensitive workloads involving latency-bound inference pipelines in recommendation systems [12]–[14], IoT [15], [16], edge computing [17]–[19] and video computing [20]—require strict adherence to deadlines and consistent computational performance. For these applications, relying solely on spot instances can result in missed deadlines, degraded service, or economic loss. As a result, practitioners often resort to expensive on-demand instances to ensure reliability, sacrificing cost efficiency for predictability. This creates a fundamental tension between minimizing cost and meeting delay guarantees. While heuristic policies such as “greedy” switching—waiting on spot until the remaining time equals job duration—offer simple solutions, they are often suboptimal. There remains a pressing need for principled strategies that navigate this trade-off effectively, enabling the use of low-cost spot resources without violating delay constraints.

The starting point of our investigation is [9], which addresses the challenge of minimizing cloud computing costs while meeting job deadlines by leveraging low-cost but unreliable spot instances. The authors analyze spot instance behavior—availability, pricing, and lifetimes—across cloud regions to inform the design of robust scheduling policies. Their core contribution is Uniform Progress, a simple, deterministic, parameter-free scheduling policy that distributes job execution evenly over time, and performing well against the greedy baseline on real-world spot instance traces. The worst-case performance of the Uniform Progress algorithm, however, is noted to scale linearly with the cost ratio K , defined as the ratio between the on-demand instance cost and the spot instance cost.

It is well established that randomization significantly enhances performance in online optimization [21]. By incorporating randomized decision rules, algorithms can hedge against worst-case inputs and mitigate the limitations of deterministic approaches [22]–[25]. In many classical settings, such as paging, scheduling, and resource allocation, randomized algorithms achieve provably better competitive ratios [26]–[28] than any deterministic algorithm, making them a powerful

*while author was working at Nokia Bell Labs, Murray Hill, NJ, USA.

tool in designing robust online strategies.

Building on this principle, we propose ROSS (Randomized Online Spot Scheduler), a novel online algorithm designed for scheduling deadline-constrained jobs on cloud infrastructure with both spot and on-demand instances. The algorithm operates in phases: it starts with a warm-up period—either Greedy or Uniform—to accumulate partial job progress, and then invokes a randomized scheduling mechanism that reserves an on-demand instance for an optimal interval length, with a fuzzy start point to average out unfavorable spot availability. By balancing exploration and exploitation, ROSS guarantees deadline adherence while achieving substantial cost reductions compared to the state-of-the-art Uniform Progress [9].

Main Contributions: In this work, we establish fundamental results for cost-efficient execution of deadline-constrained jobs on cloud spot instances:

- **Fundamental Limit for Deterministic Policies:** We prove a worst-case lower bound showing that *any deterministic online scheduling policy* must incur a competitive ratio of at least $\Omega(K)$, where K is the cost ratio between on-demand and spot instances (Theorem 1).
- **Provable Competitive Ratio of ROSS:** We analyze ROSS and show that it achieves a competitive ratio of

$$\text{CR}_{\text{ROSS}} = \begin{cases} \sqrt{K} & \text{if } D \geq \frac{1+2\sqrt{K}}{1+\sqrt{K}}L \\ 1 + (K-1)\left(2 - \frac{D}{L}\right) & \text{otherwise} \end{cases}$$

where L is the job length and D the deadline (Theorem 2). The competitive ratio of ROSS is \sqrt{K} as opposed to K for uniform progress proposed in [9] when the deadlines are not very tight.

- We also prove a matching lower bound for all randomized policies (Theorem 3) and thus **ROSS is optimal**.
- **Empirical Evaluation with Real Spot Traces:** We evaluate ROSS on publicly available datasets: SpotLake Archive [29] and SkyPilot traces [9] from Azure and AWS, under varying deadline ratios (L/D) and cost ratios (K). Our results show:
 - Under **loose deadlines**, ROSS significantly outperforms both Greedy and (state-of-the-art) Uniform Progress (by 30%) by effectively utilizing slack to lower cost, avoiding overly conservative behavior.
 - For **tight deadlines**, ROSS with Uniform Warm-up matches the reliability of Uniform Progress, while exploiting scenarios with favorable spot availability.
 - Across diverse spot availability traces, ROSS consistently reduces costs compared to relying solely on on-demand instances, and closely approaches the performance of the offline optimal.

II. RELATED WORK

Amazon Web Services (AWS) introduced spot instances in 2009, using a bidding system to allocate unused cloud capacity [5]. Early research explored various pricing strategies and bidding approaches for these spot markets [10], [11], [30]–[33], alongside efforts in scheduling under price

uncertainty [32], [34]–[37]. However, as major providers transitioned to more predictable models—such as AWS EC2’s stabilized spot pricing [5], Google Cloud Platform’s (GCP) fixed 30-day rates [7], Oracle Cloud’s flat 50% discount for preemptible instances [8], and Azure’s regionally stable pricing [6]—traditional bidding-based scheduling lost its relevance. This evolution shifted research emphasis toward the *availability* and *reliability* of spot instance offerings.

Recent works have concentrated on collecting and statistically analyzing availability data across providers [38], [39]. Growing attention has also been given to scheduling algorithms that leverage machine and deep learning to predict future spot availability, particularly within hybrid spot/on-demand resource contexts [40]–[42], and to workflow scheduling over such instances [43], [44]. Nevertheless, many studies still lack robust consideration of deadline constraints. Only very recent approaches (e.g., [9], [45]–[47]) are beginning to address deadline-aware, cost-efficient scheduling by combining predictive models with dynamic resource optimization.

III. SYSTEM MODEL

We model job execution as an online scheduling problem where a single computational job must be completed before a deadline using cloud resources. The scheduler (also referred to as the “player” or “user”) has access to two types of instances offered by the environment (or “adversary”):

- **Spot instances**, which cost 1 per unit time but whose availability is controlled by the environment and is *not known in advance* to the scheduler.
- **On-demand instances**, which are always available but cost $K > 1$ per unit time.

Both instance types execute the job at the same rate. To complete the job, a total of L units of compute time must be accumulated across rented instances, and this must occur within a fixed time budget of $D \geq L$ units. The scheduler’s challenge is to make irrevocable decisions without knowledge of future spot instance availability, while minimizing total cost and ensuring the job finishes before the deadline. We define $\phi(t)$ as the cumulative amount of computation completed by time t . Initially, $\phi(0) = 0$, and upon job completion at some time $C \leq D$, we have $\phi(C) = L$.

While our theoretical analysis follows prior work [9], [46] in omitting the negligible delays that occur when jobs switch between idle state and on-demand/spot instances, we explicitly account for these delays in our experimental evaluation (Section V) to ensure accurate real-world results.

A. Competitive Analysis

To evaluate the performance of an online scheduler in the presence of uncertainty, we adopt the standard metric of *competitive analysis*. This framework compares the cost incurred by an online algorithm—which must act without knowledge of future spot availability—with that of an ideal offline policy that has complete knowledge of the future. The following definition formalizes this comparison through the notion of competitive ratio.

Definition 1. The competitive ratio of an online algorithm ALG is defined as the worst-case ratio between its expected cost and the cost of the optimal offline policy OPT, which has full knowledge of future spot instance availability:

$$CR_{\text{ALG}}(K) = \frac{\mathbb{E}[\text{Cost}_{\text{ALG}}(K)]}{\text{Cost}_{\text{OPT}}(K)}$$

Here, $\text{Cost}_{\text{ALG}}(K)$ is the total cost incurred by the online algorithm when the on-demand cost is K per unit time, and $\text{Cost}_{\text{OPT}}(K)$ is the minimum cost by an offline policy with complete foresight. The expectation $\mathbb{E}[\cdot]$ is taken over the possible internal randomness of the algorithm.

B. Impact of Deadlines on the Scheduling Policy

A central concept in our analysis is the notion of *slack*, which quantifies the scheduler's flexibility at any point in time. Formally, slack $s(t)$ is defined as the difference between the remaining time until the deadline and the amount of compute still required to finish the job, that is,

$$s_{\text{ALG}}(t) = (D - t) - (L - \phi_{\text{ALG}}(t)).$$

When this slack reaches zero, the system enters a critical phase of execution where any further idling risks violating the deadline constraint. We define the *point of no return* for a scheduling algorithm ALG, denoted by $T_{\text{ALG}}^{\text{NR}}$, as the first time this slack vanishes, that is,

$$T_{\text{ALG}}^{\text{NR}} = \min\{t \in [0, D] : s_{\text{ALG}}(t) = 0\}$$

At this point, the scheduler must continuously allocate compute resources until the job is completed. In particular, if no spot instance is available at $T_{\text{ALG}}^{\text{NR}}$, the scheduler must resort to an on-demand instance for the remainder of the job in order to meet the deadline. The hindsight optimal OPT knows the adversary beforehand. So, we will often be referring to both as the same entity.

C. Deterministic v/s Randomized Algorithms

Previous work [9] proposes algorithms that are deterministic with guarantees scaling linearly with K (Theorem 1 and 2 in [9]). We provably generalize this limitation to the entire class of deterministic policies:

Theorem 1. Any online scheduling policy taking deterministic decisions (idle/on-demand rental/spot rental) has a worst-case competitive ratio of $\Omega(K)$.

The proof of this negative result is discussed in Section VI. It hinges on the adversary's ability to tailor the spot instance availability to the scheduler's deterministic decisions. Consequently, this motivates the need for randomized algorithms, which can hedge against such adversarial patterns and offer provably better guarantees in expectation.

IV. RANDOMIZED OPTIMAL SPOT PROCESSING

To overcome the inherent limitations of deterministic online scheduling, we introduce ROSS (**R**andomized **O**nline **S**pot **S**cheduler), a randomized online algorithm designed to minimize job cost under deadline constraints. The key idea is to utilize early slack (when deadlines are loose) for making

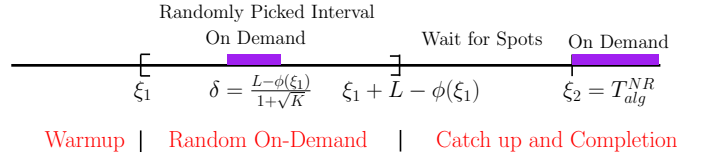


Fig. 1: Schematic of ROSS

compute progress through randomized rental of on-demand instances. Randomization allows ROSS to hedge against worst-case spot instance placement along the horizon $[0, D]$ while provably maintaining deadline guarantees. At a high level, ROSS proceeds in three phases as shown in Figure 1:

- 1) **Warm-up Phase:** As long as the running deadline-to-compute ratio $\left(\frac{D-t}{L-\phi(t)}\right)$ is *above* the critical threshold $\frac{1+2\sqrt{K}}{1+\sqrt{K}}$, the algorithm uses a *warm-up* strategy to accumulate partial job progress. The warm-up policy can be either *greedy* or *uniform*, chosen via input parameter w . Greedy warm-up uses on-demand instances more aggressively, while uniform warm-up spreads work more evenly over time.
- 2) **Randomized On-demand Injection:** Once the system reaches the critical ratio, the algorithm records the current time ξ_1 , computes a randomized duration $\delta = \frac{L-\phi(\xi_1)}{1+\sqrt{K}}$, and selects a random interval $I(\delta) \subseteq [\xi_1, \xi_1 + L - \phi(\xi_1)]$ of length δ . During this interval, ROSS rents on-demand instances to guarantee progress. Outside of this interval, it opportunistically uses spot instances (or idle if unavailable).
- 3) **Catch-up and Completion:** After time $\xi_1 + L - \phi(\xi_1)$, if the job is still incomplete, the algorithm continues using spot instances whenever available, idling otherwise, until the point at which no slack remains. At this final point ξ_2 , ROSS uses on-demand instances to complete the remaining compute, ensuring deadline satisfaction.

By strategically injecting a small randomized dose of on-demand usage during periods of slack, ROSS balances deadline guarantees with cost savings, adapting to both tight and loose deadlines without requiring prior knowledge of future spot availability. A formal description of the algorithm is given in Algorithm 1, with the warm-up phase in Sub-Routine 1.

We now turn to analyzing the performance of ROSS. The following theorem characterizes its competitive ratio across all deadline regimes, showing that ROSS achieves a provably sublinear competitive ratio of \sqrt{K} when the deadline is not too tight compared a competitive ratio of K for the uniform progress algorithm in [9].

Theorem 2. The competitive ratio of ROSS for any compute and deadline $0 \leq L \leq D$ is

$$CR_{\text{ROSS}} = \begin{cases} \sqrt{K} & D \geq \frac{1+2\sqrt{K}}{1+\sqrt{K}} L \\ 1 + (K-1) \left(2 - \frac{D}{L}\right) & D \leq \frac{1+2\sqrt{K}}{1+\sqrt{K}} L. \end{cases}$$

The proof of the above performance guarantee is discussed in detail in Section VI. The competitive ratio derived above not

only demonstrates the efficiency of ROSS across a wide range of deadline regimes, but it also turns out that this cannot be improved. In the next result, we establish a fundamental lower bound on the performance of any online scheduling algorithm, showing that no strategy—deterministic or randomized—can achieve a better competitive ratio than that attained by ROSS. This establishes the optimality of ROSS in terms of worst-case cost guarantees.

Algorithm 1 ROSS: Randomized Online Spot Scheduler

```

1: Input: Deadline  $D$ , Compute length  $L$ , Cost ratio  $K$ 
2: Initialize:  $t = 0$ ,  $w \in \{\text{greedy}, \text{uniform}\}$ ,  $\xi_1, \xi_2 = 0$ ,
    $\delta = 0$ ,  $\phi(t)$  with  $\phi(0) \leftarrow 0$ 
3: while  $\frac{D-t}{L-\phi(t)} \leq \frac{1+2\sqrt{K}}{1+\sqrt{K}}$  do
4:    $\phi(t) \leftarrow \text{WARMUP}(w)$ 
5: end while
6:  $\xi_1 \leftarrow t$ 
7:  $\delta \leftarrow \frac{L-\phi(\xi_1)}{1+\sqrt{K}}$ 
8:  $I(\delta) \leftarrow$  Random interval in  $[\xi_1, \xi_1 + L - \phi(\xi_1)]$  of size  $\delta$ 
9: while  $t \leq \xi_1 + L - \phi(\xi_1)$  do
10:  if  $t \in I(\delta)$  then
11:     $\phi(t) \leftarrow$  Rent on-demand instance
12:  else
13:     $\phi(t) \leftarrow$  Rent available spot instance, o/w idle
14:  end if
15: end while
16: while  $(D - t) - (L - \phi(t)) > 0$  do
17:   $\phi(t) \leftarrow$  Rent available spot instance, o/w idle
18: end while
19:  $\xi_2 \leftarrow t$ 
20: Rent on-demand for remaining compute  $(L - \phi(\xi_2))$ 

```

Sub-Routine 1 Warm-Up Policy

```

1: Input:  $w \in \{\text{greedy}, \text{uniform}\}$ 
2: if  $w = \text{greedy}$  then
3:   $\phi(t) \leftarrow$  Rent available spot instance, o/w on-demand
4: else
5:  if  $\phi(t) < \frac{L}{D}t$  then
6:     $\phi(t) \leftarrow$  Rent available spot instance, o/w on-
      demand
7:  end if
8: end if

```

A. Optimality of ROSS

In this section we present the lower bound for the expected competitive ratio of *any* online scheduling algorithm.

Theorem 3. *The competitive ratio of any online algorithm ALG is lower bounded as*

$$CR_{\text{ALG}} \geq \begin{cases} \sqrt{K} & D \geq \frac{1+2\sqrt{K}}{1+\sqrt{K}}L \\ 1 + (K-1)\left(2 - \frac{D}{L}\right) & D \leq \frac{1+2\sqrt{K}}{1+\sqrt{K}}L \end{cases}$$

The proof of the lower bound is given in Section VI. Theorem 3 confirms that the competitive ratio achieved by ROSS is not only favorable but also optimal for online scheduling

under deadline constraints. With the theoretical performance of ROSS matching the fundamental lower bound, we now turn to empirical validation. In the next section, we evaluate the practical effectiveness of ROSS by comparing it against existing policies across diverse real-world spot instance traces and cost-delay scenarios.

V. SIMULATIONS

To further highlight the improvements ROSS brings over the state-of-the-art scheduling policies, we compare ROSS against the Uniform Progress policy [9], greedy scheduling and the optimal hindsight scheduling policy OPT across various spot instance availability traces and environment settings.

A. Set-up

For a certain availability trace, we aim to measure the performance of four policies: (i) ROSS with Greedy Warm-up, (ii) ROSS with Uniform Warm-up, (iii) Uniform Progress and, (iv) naive greedy scheduling. We compare these policies under various settings of job length L , deadline D and cost ratio K . Specifically, we consider L/D to vary between a high of 0.9 (strictest deadline) and a low value equal to the fraction of spots available over the horizon (loosest deadline). We consider $K \in (1, 10]$, in accordance to practically observed values [9]–[11].

In practice, jobs face change-over delays when switching states (idle/spot/on-demand). To take these into account, we consider the same average change-over delay used in [9], that is $\approx 1\%$ of the compute length L . We compare the policies over two metrics:

- 1) **Cost Savings (%)**: This is % cost benefit any ALG has over running purely on-demand. The *higher* this metric is, the better.
- 2) **Overhead to OPT (%)**: This is the % extra cost ALG incurs in comparison to using all available spot instances over the horizon. For any ALG, this metric scales with its competitive ratio CR_{ALG} , hence, *lower* is better.

B. Datasets

Our evaluation leverages all publicly available spot instance availability datasets, spanning major cloud providers. Specifically, we use data from Microsoft Azure and AWS EC2 spot VMs. Google Cloud Platform (GCP) does not release instance availability traces, and is therefore excluded from our study [29].

a) **Spotlake Archive**: The Spotlake archive [29] maintains a continuously updated repository of spot instance availability data for both AWS and Azure. Each record corresponds to a specific VM type, defined by its provider, geographic region, and availability zone. Metadata includes estimated cost ratios and qualitative availability labels (low, medium, high). For simulation purposes, we treat a spot instance as available only when its availability label is *high*; otherwise, we consider it unavailable. We conduct experiments using both AWS and Azure availability traces from this archive.

b) Skypilot Traces: To enable direct comparison with prior work, we use the AWS EC2 spot instance traces from [9], which were also used to evaluate the Uniform Progress policy. These consist of two trace types: (i) *availability* traces, in which VMs are pinged every 10 minutes but immediately shut down, providing long-term availability snapshots; and (ii) *preemption* traces, in which spot VMs are run until forcibly preempted, offering high-resolution insight into actual lifetimes.

C. Empirical Findings

We evaluate ROSS across four distinct types of spot instance traces: (i) Spotlake Azure traces, (ii) Spotlake AWS traces, (iii) Skypilot AWS availability traces, and (iv) Skypilot AWS preemption traces. In each experiment, we examine two key trends: (a) percentage cost savings as the deadline becomes tighter ($L/D \uparrow$), and (b) percentage cost gap to the offline optimal (OPT) as the cost ratio K increases. These trends provide insight into the real-world practicality of each policy and reflect the theoretical benchmarks established in Section IV.

Our results reveal that the state-of-the-art Uniform Progress policy, performs poorly under relaxed deadlines—often even worse than the simple greedy approach. In contrast, ROSS adapts to both loose and tight deadlines by intelligently leveraging available slack and injecting controlled randomization to mitigate worst-case behavior. We now highlight key observations:

a) Loose Deadlines ($L/D \lesssim 0.65$): Uniform Progress performs particularly poorly across all traces in this regime. As shown in Figures 2 and 5, it is outperformed by the naive greedy baseline. Figures 3 and 4 demonstrate that ROSS consistently outperforms both baselines in the intermediate region ($L/D \in [0.45, 0.65]$). The cost overhead of Uniform Progress with respect to OPT increases significantly in favorable conditions, revealing its overly conservative nature. By contrast, the randomization in ROSS effectively exploits available slack ($D - L$), avoiding the cascade of on-demand costs triggered by greedy scheduling.

b) Tight Deadlines ($L/D \gtrsim 0.7$): Greedy scheduling is consistently suboptimal in this regime, as evidenced in Figures 3, 4, and 5. Uniform Progress shows more robust performance. However, ROSS, when initialized with a Uniform Warm-up, closely matches or surpasses Uniform Progress across all traces. Even with a Greedy Warm-up, ROSS eventually recovers and performs comparably to Uniform Progress for stringent deadlines ($L/D \approx 0.9$), maintaining a gap of less than 10% in both cost savings and overhead to OPT.

c) Impact of Spot Availability Patterns: The four traces represent diverse availability regimes. In high availability scenarios (e.g., Figure 2), Uniform Progress underperforms due to its inherent pessimism. Figure 5 shows that under sustained availability, it performs no better than greedy. In contrast, ROSS effectively adapts—capitalizing on early availability (Fig. 2), abundant spot supply (Fig. 4), and remaining resilient under delayed or sparse spot arrivals (Figs. 3, 5).

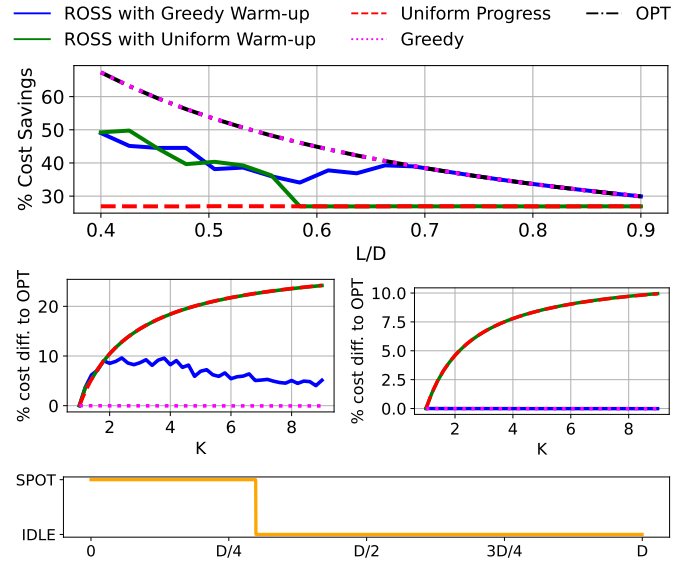


Fig. 2: Spotlake Trace Azure D48as-v5-AU-east-1
First row: % savings w.r.t on-demand as deadline get stricter. Second row: % extra cost over OPT as K increases. Left plot presents loose deadlines and right plot presents strict deadlines.

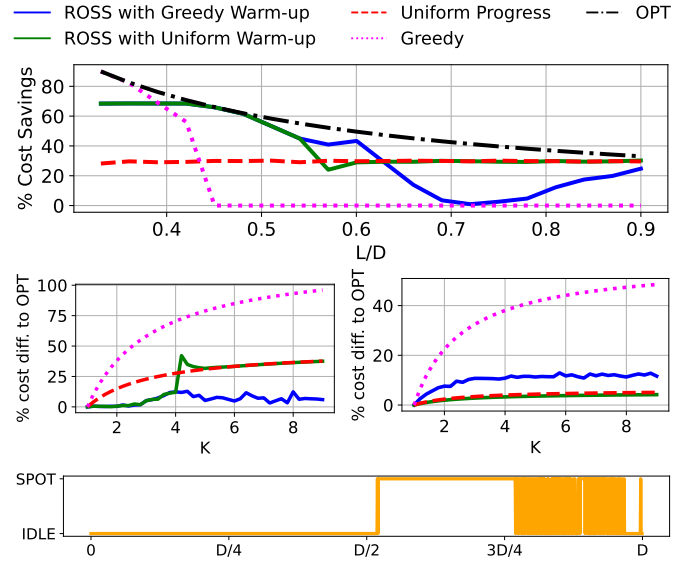


Fig. 3: Spotlake Trace AWS-EC2 c3large-us.east-1
First row: % savings w.r.t on-demand as deadline get stricter. Second row: % extra cost over OPT as K increases. Left plot presents loose deadlines and right plot presents strict deadlines.

In summary, ROSS consistently balances exploration and exploitation through randomization and adaptive warm-up strategies. When Uniform Progress is overly cautious and greedy is overly aggressive, ROSS provides a principled and cost-efficient middle ground—achieving the best of both worlds.

VI. PROOFS

Proof of Theorem 1. Specifically, the adversary constructs a spot availability pattern in which spot instances appear just

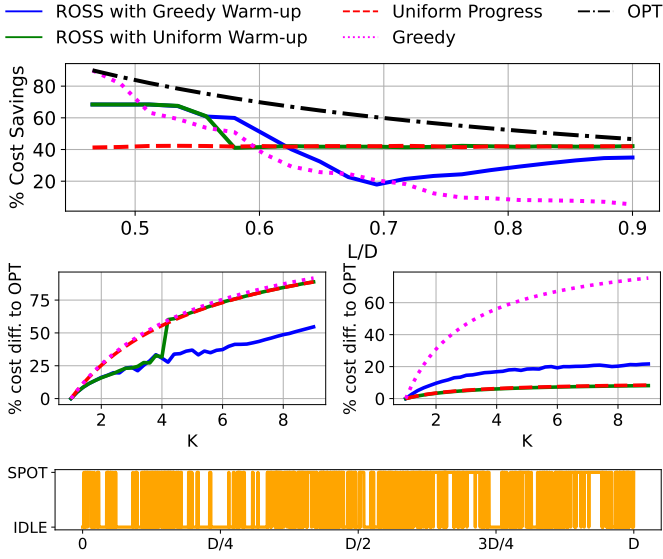


Fig. 4: Skypilot Availability Trace us-west-2b-v100-8
First row: % savings w.r.t on-demand as deadline get stricter.
Second row: % extra cost over OPT as K increases. Left plot presents loose deadlines and right plot presents strict deadlines.

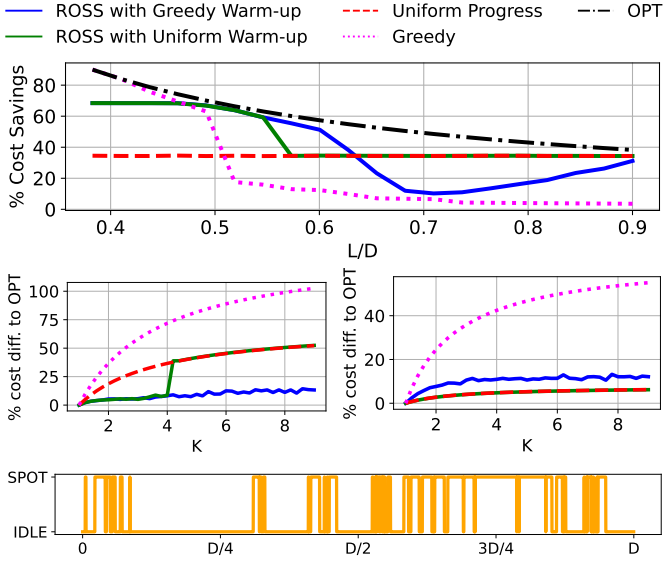


Fig. 5: Skypilot Preemption Trace us-east-1f-v100-1
First row: % savings w.r.t on-demand as deadline get stricter.
Second row: % extra cost over OPT as K increases. Left plot presents loose deadlines and right plot presents strict deadlines.

after the scheduler commits to renting an on-demand instance, and are preempted immediately whenever the scheduler attempts to switch to a spot instance. Since the algorithm is deterministic, its behavior is fully predictable, allowing the adversary to exploit its decisions. This worst-case construction guarantees that the algorithm incurs high cost, thereby establishing the lower bound. \square

Proof of Theorem 2. Consider the following **class of algo-**

rithms ALG that operate in three phases:

- 1) Phase 1: For $t \in [0, z]$ where the scheduler randomly chooses an interval of length δ for on-demand rental while being greedy otherwise and,
- 2) Phase 2: For $t \in [z, T_{\text{ALG}}^{NR}]$ where ALG greedily looks for a spot instance until wait-time slack depletes to zero.
- 3) Phase 3: For $t \in [T_{\text{ALG}}^{NR}, D]$ where ALG is forced to rent on-demand due to zero wait-time slack and unknown future spot availability,

Any adversary will have the following property:

- 1) Rent **at most** $\gamma \in [0, 1]$ on-demand units,
- 2) Supply $\alpha \in [0, z]$ units of spot instance in Phase 1
- 3) Supply $\min\{D - T_{\text{ALG}}^{NR}, L - \alpha - \gamma\}$ spot instances in Phase 3.
- 4) Supply any left-over spot instances in Phase 2, which will amount to

$$\epsilon = L - (\alpha + \gamma + \min\{D - T_{\text{ALG}}^{NR}, L - \alpha - \gamma\})$$

Now, ALG will pick up all of the ϵ spot instances in Phase 2. However, the spot instances introduced in Phase 3 can only be caught by the algorithm if

$$L - \alpha - \gamma > D - T_{\text{ALG}}^{NR}$$

because, the ALG rents on-demand indefinitely after T_{ALG}^{NR} . The above condition coincides with the fact that $\epsilon > 0$. This means, if $\epsilon = 0$, ALG gets NO spot instances in Phase 2 and Phase 3. On the other hand, if $\epsilon > 0$, ALG gets ALL spot instances in Phase 2 and 3, while never needing to rent on-demand again.

For any random placement of δ on-demand interval in Phase 1, ALG will complete:

$$\delta + \alpha \left(1 - \frac{\delta}{z}\right) + \epsilon = \alpha + \delta \left(1 - \frac{\alpha}{z}\right) + \epsilon$$

by the end of Phase 2, which leads to

$$T_{\text{ALG}}^{NR} = D - L + \alpha + \delta \left(1 - \frac{\alpha}{z}\right) + \epsilon.$$

Based on outcomes in Phase 2 and 3, the average cost of the algorithm is:

- 1) if $\epsilon > 0$, the expected cost of ALG is

$$\begin{aligned} \mathbb{E}[C_{\text{ALG}}] &= K\delta + \alpha \left(1 - \frac{\delta}{z}\right) + \left(L - \delta - \alpha \left(1 - \frac{\delta}{z}\right)\right) \\ &= L + (K - 1)\delta \end{aligned}$$

- 2) if $\epsilon = 0$, the expected cost of ALG is

$$\begin{aligned} \mathbb{E}[C_{\text{ALG}}] &= K\delta + \alpha \left(1 - \frac{\delta}{z}\right) + K \left(L - \delta - \alpha \left(1 - \frac{\delta}{z}\right)\right) \\ &= L + (K - 1) \left(L - \alpha \left(1 - \frac{\delta}{z}\right)\right) \end{aligned}$$

The cost of the ADV is

$$C_{\text{OPT}} = K\gamma + \alpha + (L - \alpha - \gamma)$$

$$= L + (K - 1)\gamma$$

Notice that $\epsilon = 0$ only when $D - \alpha - \gamma \leq D - T_{\text{ALG}}^{NR}$, which translates to

$$\gamma \geq \delta \left(1 - \frac{\alpha}{z}\right) = \gamma^*$$

Therefore, the cost incurred by ALG depends on γ as

$$\mathbb{E}[C_{\text{ALG}}] = \begin{cases} L + (K - 1) \left(L - \alpha \left(1 - \frac{\delta}{z}\right)\right) & \gamma \geq \gamma^* \\ L + (K - 1)\delta & \text{o.w.} \end{cases}$$

The competitive ratio, therefore, is

$$\frac{L + (K - 1) \left((L - \alpha \left(1 - \frac{\delta}{z}\right)) \mathbb{1}(\gamma \geq \gamma^*) + \delta \mathbb{1}(\gamma < \gamma^*) \right)}{L + (K - 1)\gamma}$$

The algorithm $\text{ALG}(z, \delta)$ first decides on a value of z and δ . In response to this, the $\text{ADV}(\alpha, \gamma)$ chooses a value of α and γ . This inter-play can be mathematically stated in the following minimax problem:

$$\min_{z, \delta} \max_{\alpha, \gamma} \frac{L + (K - 1) \left((L - \alpha \left(1 - \frac{\delta}{z}\right)) \mathbb{1}_{\gamma \geq \gamma^*} + \delta \mathbb{1}_{\gamma < \gamma^*} \right)}{L + (K - 1)\gamma}$$

Adversary's Strategies: ALG's cost has just two values based on ADV's choice of γ . The adversary will choose one of these two strategies to maximize ALG's competitive ratio.

Strategy S_1 : The adversary aims to minimize its cost by only using spot instances for itself. In this case, for any value of $\alpha \in [0, z]$, $T_{\text{ALG}}^{NR} > T_{\text{ADV}}^{NR} \implies$ ALG gets all spot instances in Phase 2. Hence, the cost ratio is $1 + (K - 1)(\delta/L)$.

Strategy S_2 : The adversary wants to prevent ALG from getting in spot instances in Phase 3, that is after $t = T_{\text{ALG}}^{NR}$. This means that the ADV must catch up with ALG on compute progress, so as to delay spot instances till as late as $T_{\text{ALG}}^{NR} \implies \gamma = \gamma^* = \delta \left(1 - \frac{\alpha}{z}\right)$. Now, this leads to the following optimization problem for ADV in α and between S_1, S_2 ,

$$\begin{aligned} & \max_{S_1, S_2} \max_{\alpha} \left\{ 1 + (K - 1) \frac{\delta}{L}, \frac{L + (K - 1) \left(L - \alpha \left(1 - \frac{\delta}{z}\right)\right)}{L + (K - 1)\delta \left(1 - \frac{\alpha}{z}\right)} \right\} \\ &= \max_{S_1, S_2} \left\{ 1 + (K - 1) \frac{\delta}{L}, \max_{\alpha} \frac{L + (K - 1) \left(L - \alpha \left(1 - \frac{\delta}{z}\right)\right)}{L + (K - 1)\delta \left(1 - \frac{\alpha}{z}\right)} \right\} \end{aligned}$$

Optimization problem in α for Strategy S_2 : The optimization problem for the adversary is

$$\alpha^* = \arg \max_{0 \leq \alpha \leq z} \frac{L + (K - 1) \left(L - \alpha \left(1 - \frac{\delta}{z}\right)\right)}{L + (K - 1)\delta \left(1 - \frac{\alpha}{z}\right)}$$

When solving the optimization problem, what is interesting is that the sign of the derivative of $CR(\alpha)$ w.r.t α is in fact independent of α , as shown below.

$$\frac{dCR(K, \alpha)}{d\alpha} = \frac{(K - 1) \left\{ KL \frac{\delta}{z} - [L + (K - 1)\delta] \left(1 - \frac{\delta}{z}\right) \right\}}{[L + (K - 1)\delta \left(1 - \frac{\alpha}{z}\right)]^2}$$

whose sign is controlled only by the online algorithm ALG = (δ, z) . This means that, $CR(\alpha)$ is either always increasing or always decreasing in the range of $\alpha \in [0, z]$. This means that

$$\max_{\alpha} CR(K, \alpha)$$

$$\leq \max\{CR(K, 0), CR(K, z)\}$$

$$= \max \left\{ \frac{K}{1 + (K - 1) \frac{\delta}{L}}, 1 + (K - 1) \left(1 + \frac{\delta}{L} - \frac{z}{L}\right) \right\}$$

Algorithm's Strategies:

Against Strategy S_1 : Against a greedy adversary, the algorithm can simply make $\delta \rightarrow 0$ to obtain a cost ratio of 1. However, this is sub-optimal as we will see below in Strategy S_2 .

Against Strategy S_2 : Recall that $\frac{dCR(K, \alpha)}{d\alpha}$ is either positive or negative. Based on this, adversary can supply $\alpha = 0$ or $\alpha = z$, leading to a bad competitive ratio for naive choices of δ .

		Adversary's decision spot supply (α)	
		0	L
Scheduler's decision On-demand length (δ)	0	K	1
	L	1	K

However, if we make

$$\frac{dCR(K, \alpha)}{d\alpha} = 0$$

it will impair the adversary from doing any policy-specific damage. From the above calculations, it can be verified this condition is same as

$$CR(K, 0) = CR(K, z).$$

Putting $\delta = \rho z$ where $\rho \in [0, 1]$ and solving for $CR(K, 0) - CR(K, z) = 0$ or $\frac{dCR(K, \alpha)}{d\alpha} = 0$, we get

$$\rho^2 + \rho \left(\frac{K + 1}{(K - 1)(z/L)} - 1 \right) - \frac{1}{(K - 1)(z/L)} = 0.$$

The positive root for this quadratic is

$$\begin{aligned} \rho^* &= -\frac{1}{2} \left(\frac{K + 1}{(K - 1)(z/L)} - 1 \right) \\ &\quad + \frac{1}{2} \sqrt{\left(\frac{K + 1}{(K - 1)(z/L)} - 1 \right)^2 + \frac{4}{(K - 1)(z/L)}}. \end{aligned}$$

which gives the optimal δ^* for Strategy S_2 as:

$$\begin{aligned} \delta^*(z) &= -\frac{1}{2} \left(L \frac{K + 1}{K - 1} - z \right) \\ &\quad + \frac{1}{2} \sqrt{\left(L \frac{K + 1}{K - 1} - z \right)^2 + \frac{4zL}{K - 1}} \end{aligned}$$

Since this value of $\delta^*(z)$ leads to $CR(K, 0) = CR(K, z)$, we will use the former expression, that is $\frac{K}{1 + (K - 1) \frac{\delta^*(z)}{L}}$.

Handling S_1 and S_2 together: Finally, the ROSS has to decide on the optimal value of z against strategy S_2 . Notice that in the range of $z \in [0, D]$, $\delta^*(z)$ also covers the optimal δ against Strategy 1, that is, zero with $z = 0$. This means that the optimal choice of z can be made to encompass both strategies, S_1, S_2 in the following manner:

$$\min_{z \in [0, D]} \max \left\{ 1 + (K - 1) \frac{\delta^*(z)}{L}, \frac{K}{1 + (K - 1) \frac{\delta^*(z)}{L}} \right\}$$

Now, $\delta^*(z)$ is a strictly increasing function in z . This means $\max \left\{ 1 + (K-1) \frac{\delta^*(z)}{L}, \frac{K}{1+(K-1) \frac{\delta^*(z)}{L}} \right\}$ is minimized when the terms inside are equal:

$$1 + (K-1) \frac{\delta^*(z)}{L} = \sqrt{K} \implies \delta^*(z^*) = \frac{L}{\sqrt{K}+1}.$$

For this value of $\delta^*(z^*)$, solving

$$\begin{aligned} \frac{L}{\sqrt{K}+1} &= -\frac{1}{2} \left(L \frac{K+1}{K-1} - z \right) \\ &+ \frac{1}{2} \sqrt{\left(L \frac{K+1}{K-1} - z \right)^2 + \frac{4zL}{K-1}} \end{aligned}$$

gives

$$z^* = L.$$

Under Strategy S_1 ($\gamma = 0$), ROSS is always ahead of ADV and consequently rents on-demand for at most δ units. Therefore, the cost ratio is always $1 + (K-1)\delta/L$.

Now, for Strategy S_2 , there is a phase shift in how ROSS behaves for small D . For the three phases in ALG to exist,

$$z \leq T_{\text{ALG}}^{\text{NR}} = D - L + \delta + \alpha \left(1 - \frac{\delta}{z} \right),$$

where $T_{\text{ALG}}^{\text{NR}}$ increases with α . Now, previously, we had set $z^* = L$ and $\delta^* = \frac{L}{\sqrt{K}+1}$. ALG is valid for any unknown $\alpha \geq 0$ when $z^* \leq D - L + \delta + 0$, that is

$$D \geq 2L - \delta = \frac{1+2\sqrt{K}}{1+\sqrt{K}} L.$$

For, $D \leq \frac{1+2\sqrt{K}}{1+\sqrt{K}} L$, Phase 1 cannot be of length L . Therefore, the length of Phase 1 can be at most:

$$z = D - L + \delta$$

where δ is yet to be decided. Recall that the competitive ratio is for Phase 1 of general length $z \geq 0$,

$$CR = \max \left\{ 1 + (K-1) \frac{\delta}{L}, \frac{K}{1 + (K-1) \frac{\delta}{L}}, 1 + (K-1) \left(1 + \frac{\delta}{L} - \frac{z}{L} \right) \right\}$$

which is minimized at the maximum value of z , meaning

$$CR = \max \left\{ 1 + (K-1) \frac{\delta}{L}, \frac{K}{1 + (K-1) \frac{\delta}{L}}, 1 + (K-1) \left(2 - \frac{D}{L} \right) \right\}$$

Keeping $\delta = \frac{L}{1+\sqrt{K}}$ and $z = \min\{D - L + \delta, L\}$, we have

$$CR_{\text{ROSS}} = \begin{cases} \sqrt{K} & D \geq \frac{1+2\sqrt{K}}{1+\sqrt{K}} L \\ 1 + (K-1) \left(2 - \frac{D}{L} \right) & D \leq \frac{1+2\sqrt{K}}{1+\sqrt{K}} L \end{cases}$$

□

Proof of Theorem 3. The proof of this result follows a fluid model. Consider the horizon to be from the origin to the

deadline, with any timestamp on it denoted as $t \in [0, D]$. We can model any online algorithm ALG using two parameters:

- 1) $p(t)$: the probability of ALG choosing an on-demand instance at time t
- 2) $T_{\text{ALG}}^{\text{NR}}$: the point of no-return, starting which $p(t) = 1 \forall t \geq T_{\text{ALG}}^{\text{NR}}$

Any online algorithm can have its choice of $p : [0, D] \rightarrow [0, 1]$. But in addition it can also control $T_{\text{ALG}}^{\text{NR}} \in [0, D]$ under any spot-arrival pattern by pushing it as far as it wants through additional on-demand rental (and perhaps suffering from higher cost).

Any adversarial instance, on the other hand, can be defined by the following two quantities:

- 1) $\alpha(t)$: Probability of supplying a spot instance at time t
- 2) γ^* : Total on-demand work it does in $[0, D]$.

As discussed in the previous section, the adversary has an incentive to rent on-demand ($\gamma^* > 0$) to catch up to ALG and prevent it from getting any spot instances at $t = T_{\text{ALG}}^{\text{NR}}$, post which ADV can supply spot instances. So, either $\gamma^* = 0$ (greedy strategy S_1) or ADV can match ALG (Strategy S_2).

Now, progress made by ALG till the point of no-return is

$$\begin{aligned} &\int_0^{T_{\text{ALG}}^{\text{NR}}} p(t) dt + \int_0^{T_{\text{ALG}}^{\text{NR}}} \alpha(t)(1 - p(t)) dt \\ &= \int_0^{T_{\text{ALG}}^{\text{NR}}} \alpha(t) dt + \int_0^{T_{\text{ALG}}^{\text{NR}}} p(t)(1 - \alpha(t)) dt \\ &\geq \int_0^{T_{\text{ALG}}^{\text{NR}}} \alpha(t) dt \end{aligned} \tag{1}$$

Under Strategy S_1 , ADV has a total cost of L . Now, ADV itself has to complete the compute by the deadline, implying $\int_0^D \alpha(t) = 1$. From this and (1), it is clear that ALG will always be ahead of ADV in terms of running progress, meaning spots instances supplied by ADV will always be caught by ALG. Consequently, ALG will end up doing an on-demand work of just $\int_0^D p(t) dt$. Hence, cost ratio under Strategy S_1 is

$$CR_{\text{ALG}}^{(1)} = 1 + (K-1) \frac{1}{L} \int_0^D p(t) dt$$

On the other hand, to perform Strategy S_2 , ADV has to perform

$$\gamma^* = \int_0^{T_{\text{ALG}}^{\text{NR}}} p(t)(1 - \alpha(t)) dt$$

amount of on-demand work to qualify for supplying spot instances just after $T_{\text{ALG}}^{\text{NR}}$. In this case, cost of any ALG is

$$\begin{aligned} &\mathbb{E}[C_{\text{ALG}}] \\ &= K \int_0^{T_{\text{ALG}}^{\text{NR}}} p(t) dt + \int_0^{T_{\text{ALG}}^{\text{NR}}} \alpha(t)(1 - p(t)) dt \\ &+ K \left(L - \int_0^{T_{\text{ALG}}^{\text{NR}}} p(t) dt - \int_0^{T_{\text{ALG}}^{\text{NR}}} \alpha(t)(1 - p(t)) dt \right) \\ &= L + (K-1) \left(L - \int_0^{T_{\text{ALG}}^{\text{NR}}} \alpha(t)(1 - p(t)) dt \right) \end{aligned}$$

This will lead to a cost ratio

$$CR_{\text{ALG}}^{(2)} = \frac{L + (K-1) \left(L - \int_0^{T_{\text{ALG}}^{NR}} \alpha(t)(1-p(t))dt \right)}{L + (K-1) \int_0^{T_{\text{ALG}}^{NR}} p(t)(1-\alpha(t))dt}$$

The competitive ratio is the maximum between the cost ratios for Strategies S_1 and S_2 . Hence,

$$\begin{aligned} CR_{\text{ALG}} &= \max_{\alpha(t):[0,D] \rightarrow [0,1]} \max \left\{ CR_{\text{ALG}}^{(1)}, CR_{\text{ALG}}^{(2)} \right\} \\ &= \max \left\{ CR_{\text{ALG}}^{(1)}, \max_{\alpha(t):[0,D] \rightarrow [0,1]} CR_{\text{ALG}}^{(2)} \right\} \end{aligned}$$

Now, we can lower bound the second term by using the specific $\alpha(t) = 0$, that is

$$\begin{aligned} \max_{\alpha(t):[0,D] \rightarrow [0,1]} CR_{\text{ALG}}^{(2)} &\geq \frac{KL}{L + (K-1) \int_0^{T_{\text{ALG}}^{NR}} p(t)dt} \\ &\geq \frac{K}{1 + (K-1) \frac{1}{L} \int_0^D p(t)dt}. \end{aligned}$$

and further lower bounding it using $T_{\text{ALG}}^{NR} \leq D$. Putting everything together,

$$\begin{aligned} CR_{\text{ALG}} &\geq \max \left\{ CR_{\text{ALG}}^{(1)}, \frac{K}{CR_{\text{ALG}}^{(1)}} \right\} \\ &\geq \sqrt{K} \end{aligned}$$

We now show that the competitive ratio for $D \leq \frac{1+2\sqrt{K}}{1+\sqrt{K}}L$ is in fact tight.

The class of algorithms ALG decide on-demand commitment for the horizon $p(t) : [0, D] \rightarrow [0, 1]$ without knowledge of future spot-availability $\alpha(t) : [0, D] \rightarrow [0, 1]$. Any such algorithm has to make a decision on a timestamp T , after which it has to stop being random, that is

$$p(t) = 1 \quad \forall t \geq T.$$

This is because ALG has to choose on-demand with probability 1 starting the point of no-return T_{ALG}^{NR} ,

$$p(t) = 1 \quad \forall t \geq T_{\text{ALG}}^{NR},$$

and consequently adhere to,

$$T \leq T_{\text{ALG}}^{NR}.$$

Now, the point of no-return is the timestamp where left-over progress equals left-over time to deadline,

$$\begin{aligned} D - T_{\text{ALG}}^{NR}(\alpha) &= L - \int_0^{T_{\text{ALG}}^{NR}(\alpha)} p(t)dt - \int_0^{T_{\text{ALG}}^{NR}(\alpha)} \alpha(t)(1-p(t))dt \end{aligned}$$

meaning

$$\begin{aligned} T_{\text{ALG}}^{NR}(\alpha) &= D - L + \int_0^{T_{\text{ALG}}^{NR}(\alpha)} p(t)dt + \int_0^{T_{\text{ALG}}^{NR}(\alpha)} \alpha(t)(1-p(t))dt \end{aligned}$$

Notice that $T_{\text{ALG}}^{NR}(\alpha)$ is a function of $\alpha(\cdot)$ which ALG does not know when deciding T . ALG, hence, has to ensure

$$T \leq T_{\text{ALG}}^{NR}(\alpha) \quad \forall \alpha(\cdot) : [0, D] \rightarrow [0, 1].$$

Since, $T_{\text{ALG}}^{NR}(\alpha)$ increases with $\alpha(\cdot)$, ALG has to decide on a T that satisfies:

$$T \leq T_{\text{ALG}}^{NR}(\mathbf{0}) = D - L + \int_0^{T_{\text{ALG}}^{NR}(\alpha)} p(t)dt$$

which translates to

$$T \leq D - L + \int_0^T p(t)dt \quad (2)$$

as $p(t) = 0 \quad \forall t \in [T, T_{\text{ALG}}^{NR}(\mathbf{0})]$. Now, the strategy of the ADV involves matching ALG up to $t = T$ entirely using spot instances, that is

$$\alpha(t) = 1 \quad \forall t \in [0, T]$$

then pulling the plug on spot instances immediately.

ALG can only be deterministic in $[T, D]$. And whatever ALG does, ADV matches using spot instances, as it knows to place them exactly when ALG is choosing on-demand (not being greedy/waiting for spot). Therefore, the only spot instances ALG receives in during its random phase, $[0, T]$ and its cost is

$$\begin{aligned} \mathbb{E}[C_{\text{ALG}}] &= L + (K-1) \left(L - \int_0^T \alpha(t)(1-p(t))dt \right) \\ &= L + (K-1) \left(L - \int_0^T (1-p(t))dt \right) \\ &\geq 1 + (K-1)(2L - D) \end{aligned}$$

where the last inequality is from (2). The cost of ADV is always 1 as it runs only on spot instances, before and after $t = T$. Consequently, competitive ratio is lower bounded as

$$CR_{\text{ALG}} \geq 1 + (K-1) \left(2 - \frac{D}{L} \right)$$

□

VII. FINAL THOUGHTS

In this work, we have made several key advances in the area of online scheduling of delay-sensitive cloud jobs. First, we establish that existing deterministic policies are inherently limited with a worst-case competitive ratio of $\Omega(K)$. Second, our proposed ROSS algorithm achieves a competitive ratio that is substantially better (\sqrt{K}), under moderate deadline slack, than existing approaches, and this performance is proven to be optimal via a matching lower bound. Lastly, our empirical study using public spot trace datasets validates the theoretical benefits of ROSS, demonstrating its cost-effectiveness and robust performance under both loose and tight deadline scenarios.

REFERENCES

- [1] R. M. Félix *et al.*, “Adoption of cloud computing in the organizations: a bibliometric analysis of this technology within a digital transformation context,” *Revista de Administração da UFSM*, 2023.
- [2] C. S. Ahmad, A. S. B. Mahomed, and H. Hashim, “Cloud computing adoption in smes: Exploring iaas, paas and saas through a bibliometric study,” *International Journal of Academic Research in Business and Social Sciences*, 2024.
- [3] D. Kutzias, M. Stanic-Petrovic, and C. Dukino, “Behind the surveys: Cloud adoption at second glance,” *Proceedings of the 21st International Conference on Enterprise Information Systems (ICEIS)*, 2019.
- [4] P. Research, “Cloud computing market size, share, growth report 2024–2032,” 2024. <https://www.precedenceresearch.com/cloud-computing-market>.
- [5] Amazon-Web-Services, “New amazon ec2 spot pricing model: Simplified purchasing without bidding and fewer interruptions,” 2018. <https://aws.amazon.com/blogs/compute/new-amazon-ec2-spot-pricing/>.
- [6] Microsoft, “Azure spot virtual machines,” 2025. <https://azure.microsoft.com/en-us/products/virtual-machines/spot/>.
- [7] Google, “Google cloud spot vm pricing,” <https://cloud.google.com/spot-vms/pricing>.
- [8] Oracle, “Oracle spot prices,” 2018. <https://www.oracle.com/cloud/compute/pricing/>.
- [9] Z. Wu, W.-L. Chiang, Z. Mao, Z. Yang, E. Friedman, S. Shenker, and I. Stoica, “Can’t be late: Optimizing spot instance savings under deadlines,” in *21st USENIX Symposium on Networked Systems Design and Implementation (NSDI 24)*, USENIX Association, Apr. 2024.
- [10] B. Javadi, R. K. Thulasiramy, and R. Buyya, “Statistical modeling of spot instance prices in public cloud environments,” in *2011 fourth IEEE international conference on utility and cloud computing*, 2011.
- [11] V. K. Singh and K. Dutta, “Dynamic price prediction for amazon spot instances,” in *2015 48th Hawaii International Conference on System Sciences*, pp. 1513–1520, IEEE, 2015.
- [12] T. Cao, C. Xu, H. Yin, *et al.*, “Deep learning for recommender systems,” *Proceedings of the ACM SIGIR Conference on Research and Development in Information Retrieval*, pp. 469–472, 2017.
- [13] S. Zhang, L. Yao, A. Sun, and Y. Tay, “Deep learning based recommender system: A survey and new perspectives,” *ACM Computing Surveys*, vol. 52, no. 1, pp. 1–38, 2019.
- [14] J. Kang, Y. Pu, J. Lien, *et al.*, “Efficient distributed training of deep recommender systems with low latency inference,” in *Proceedings of the 26th ACM SIGKDD International Conference on Knowledge Discovery & Data Mining*, pp. 2221–2230, 2020.
- [15] Q. Yu, R. Zhang, and J. Wang, “Low-latency task offloading in fog-cloud computing networks for iot applications,” *IEEE Transactions on Vehicular Technology*, vol. 69, no. 11, pp. 13744–13757, 2020.
- [16] Z. Guo, Y. Tian, and J. Ren, “Real-time data processing and analytics in edge-cloud iot systems: A survey,” *Future Generation Computer Systems*, vol. 137, pp. 149–168, 2023.
- [17] A. Sinha, Z. Li, T. Liu, V. Kindratenko, K. Kim, and R. Madduri, “Cost-aware federated learning on the cloud,” in *2025 IEEE International Conference on eScience (eScience)*, 2025.
- [18] N. Bhuyan and S. Moharir, “Multi-model federated learning,” in *2022 14th International Conference on COMMunication Systems & NETWORKS (COMSNETS)*, pp. 779–783, IEEE, 2022.
- [19] N. Bhuyan, S. Moharir, and G. Joshi, “Multi-model federated learning with provable guarantees,” in *EAI International Conference on Performance Evaluation Methodologies and Tools*, Springer, 2022.
- [20] X. Zhang and *et al.*, “Delay-sensitive video computing in the cloud: A survey,” *ACM Computing Surveys*, vol. 51, no. 1, pp. 1–36, 2018.
- [21] S. Albers, “Online algorithms: A survey,” *Mathematical Programming, Series B*, 2003.
- [22] N. Bhuyan, D. Mukherjee, and A. Wierman, “Scale: Switching cost aware learning and exploration,” *arXiv preprint arXiv:2601.09042*, 2026.
- [23] F. Hao, M. Kodialam, and T. V. Lakshman, “Optimizing restoration with segment routing,” in *IEEE INFOCOM 2016 - The 35th Annual IEEE International Conference on Computer Communications*, pp. 1–9, 2016.
- [24] N. Bhuyan, D. Mukherjee, and A. Wierman, “Best of both worlds guarantees for smoothed online quadratic optimization,” in *Proceedings of the 41st International Conference on Machine Learning*, PMLR, 2024.
- [25] N. Bhuyan, D. Mukherjee, and A. Wierman, “Estimate to decide: Matrix completion driven smoothed online quadratic optimization,” in *NeurIPS 2025 Workshop MLxOR: Mathematical Foundations and Operational Integration of Machine Learning for Uncertainty-Aware Decision-Making*, 2025.
- [26] A. Blum, P. Raghavan, B. Schieber, and M. Szegedy, “On the competitive ratio for metrical task systems,” in *Proceedings of the 6th Annual ACM-SIAM Symposium on Discrete Algorithms (SODA)*, 1995.
- [27] A. Bar-Noy, R. Bhatia, J. Naor, and B. Schieber, “Minimizing service and operation costs of periodic scheduling,” *Mathematics of Operations Research*, vol. 27, no. 3, pp. 518–544, 2002.
- [28] A. Khanafer, M. Kodialam, and K. P. Puttaswamy, “The constrained ski-rental problem and its application to online cloud cost optimization,” in *2013 Proceedings IEEE INFOCOM*, pp. 1492–1500, IEEE, 2013.
- [29] S. Lee, J. Hwang, and K. Lee, “Spotlake: Diverse spot instance dataset archive service,” in *2022 IEEE International Symposium on Workload Characterization (IISWC)*, pp. 242–255, IEEE, 2022.
- [30] O. Agmon Ben-Yehuda, M. Ben-Yehuda, A. Schuster, and D. Tsafir, “Deconstructing amazon ec2 spot instance pricing,” *ACM Transactions on Economics and Computation (TEAC)*, vol. 1, no. 3, pp. 1–20, 2013.
- [31] P. Wang, Y. Qi, D. Hui, L. Rao, and X. Liu, “Present or future: Optimal pricing for spot instances,” in *2013 IEEE 33rd international conference on distributed computing systems*, pp. 410–419, IEEE, 2013.
- [32] Y. Song, M. Zafer, and K.-W. Lee, “Optimal bidding in spot instance market,” in *2012 Proceedings IEEE Infocom*, pp. 190–198, IEEE, 2012.
- [33] S. Tang, J. Yuan, and X.-Y. Li, “Towards optimal bidding strategy for amazon ec2 cloud spot instance,” in *2012 IEEE Fifth International Conference on Cloud Computing*, pp. 91–98, IEEE, 2012.
- [34] I. Menache, O. Shamir, and N. Jain, “On-demand, spot, or both: Dynamic resource allocation for executing batch jobs in the cloud,” in *11th International Conference on Autonomic Computing*, 2014.
- [35] P. Varshney and Y. Simmhan, “Autobot: Resilient and cost-effective scheduling of a bag of tasks on spot vms,” *IEEE Transactions on Parallel and Distributed Systems*, vol. 30, no. 7, pp. 1512–1527, 2018.
- [36] D. Poola, K. Ramamohanarao, and R. Buyya, “Fault-tolerant workflow scheduling using spot instances on clouds,” *Procedia Computer Science*, vol. 29, pp. 523–533, 2014.
- [37] M. Zafer, Y. Song, and K.-W. Lee, “Optimal bids for spot vms in a cloud for deadline constrained jobs,” in *2012 IEEE Fifth International Conference on Cloud Computing*, pp. 75–82, IEEE, 2012.
- [38] J. Kadupitige, V. Jadhao, and P. Sharma, “Modeling the temporally constrained preemptions of transient cloud vms,” in *Proceedings of the 29th International Symposium on High-Performance Parallel and Distributed Computing*, pp. 41–52, 2020.
- [39] K. Kim and K. Lee, “Making cloud spot instance interruption events visible,” in *Proceedings of the ACM Web Conference 2024*, WWW ’24, (New York, NY, USA), p. 2998–3009, 2024.
- [40] A. Harlap, A. Chung, A. Tumanov, G. R. Ganger, and P. B. Gibbons, “Tributary: spot-dancing for elastic services with latency {SLOs},” in *2018 USENIX Annual Technical Conference (USENIX ATC 18)*, 2018.
- [41] F. Yang *et al.*, “Spot virtual machine eviction prediction in microsoft cloud,” in *Companion Proceedings of the Web Conference*, 2022.
- [42] F. Yang, L. Wang, Z. Xu, J. Zhang, L. Li, B. Qiao, C. Couturier, C. Bansal, S. Ram, S. Qin, *et al.*, “Snape: Reliable and low-cost computing with mixture of spot and on-demand vms,” in *Proceedings of the 28th ACM International Conference on Architectural Support for Programming Languages and Operating Systems, Volume 3*, 2023.
- [43] B. Taghavi, B. Zolfaghari, and S. Abrishami, “A cost-efficient workflow as a service broker using on-demand and spot instances,” *Journal of Grid Computing*, vol. 21, no. 3, p. 40, 2023.
- [44] L. Ye, Y. Xia, L. Yang, and Y. Zhan, “Dynamic scheduling stochastic multiworkflows with deadline constraints in clouds,” *IEEE Transactions on Automation Science and Engineering*, 2023.
- [45] S. Mandal, G. Maji, S. Khatua, and R. K. Das, “Cost minimizing reservation and scheduling algorithms for public clouds,” *IEEE Transactions on Cloud Computing*, vol. 11, no. 2, pp. 1365–1380, 2023.
- [46] N. Bhuyan, R. Bhatia, M. Kodialam, and T. Lakshman, “Optimizing spot instance savings in the cloud for heterogeneous demand through priority scheduling,” in *2025 IEEE 26th International Conference on High Performance Switching and Routing (HPSR)*, pp. 1–6, 2025.
- [47] N. Bhuyan, R. Bhatia, M. Kodialam, and T. Lakshman, “Opportunistic scheduling for optimal spot instance savings in the cloud,” *arXiv preprint arXiv:2601.12266*, 2026.