

# SOCIAL CAPTION: Evaluating Social Understanding in Multimodal Models

Bhaavanaa Thumu\*, Leena Mathur\*, Youssouf Kebe\*, Louis-Philippe Morency

School of Computer Science, Carnegie Mellon University

{lmathur, gyk, morency}@cs.cmu.edu

## Abstract

Social understanding abilities are crucial for multimodal large language models (MLLMs) to interpret human social interactions. We introduce SOCIAL CAPTION, a framework grounded in interaction theory to evaluate social understanding abilities of MLLMs along three dimensions: *Social Inference (SI)*, the ability to make accurate inferences about interactions; *Holistic Social Analysis (HSA)*, the ability to generate comprehensive descriptions of interactions; *Directed Social Analysis (DSA)*, the ability to extract *relevant* social information from interactions. We analyze factors influencing model performance in social understanding, such as scale, architectural design, and spoken context. Experiments with MLLM judges contribute insights about scaling automated evaluation of multimodal social understanding.

## 1 Introduction

Advances in machine learning have enabled multimodal large language models (MLLMs) to perform tasks such as activity recognition and video captioning that require integrating visual, verbal, and vocal information (Liang et al., 2024; Yang et al., 2025). As MLLMs become deployed in domains that involve social interactions, such as assistive robotics, models must have *social understanding* to operate effectively. This ability is a core component of machine *social intelligence* and involves interpreting multimodal interactions by inferring implicit, often unstated, social information such as the intent, behavior, and interpersonal dynamics of individuals, guided by both group and societal-level norms (Dautenhahn, 1995; Morency, 2010; Fei-Fei and Krishna, 2022; Mathur et al., 2024).

Current approaches to study social understanding of MLLMs use video question answering (QA) to evaluate model *social inference* abilities (Zadeh et al., 2019; Wilf et al., 2023; Grauman et al.,

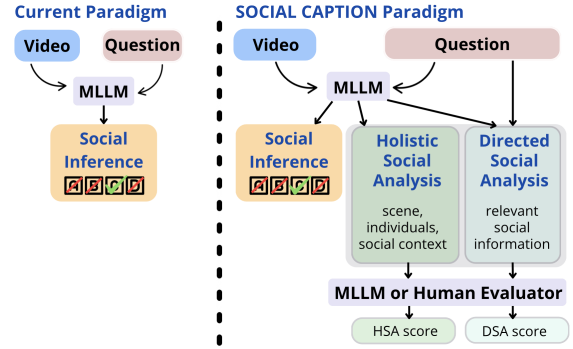


Figure 1: **SOCIAL CAPTION**, a framework that evaluates social understanding of MLLMs, going beyond social inference to evaluate holistic social analysis and directed social analysis abilities.

2022; Kong et al., 2025) or measure the quality of model reasoning traces when making QA inferences (Mathur et al., 2025). Beyond performing QA (selecting an answer from given options), social understanding involves generating *holistic* interpretations of interactions (e.g., inferring social dynamics from body language) and *directed* interpretations of interactions (e.g., distilling relevant social information towards an inference) (Dunn, 1988; Boggia and Ristic, 2015; Azaad et al., 2021).

We introduce **SOCIAL CAPTION**, a framework to address the challenge of evaluating social understanding of MLLMs along three dimensions: (1) ***Social Inference (SI)***, the ability to make accurate inferences about interactions; (2) ***Holistic Social Analysis (HSA)***, the ability to generate comprehensive descriptions of interactions that capture sub-dimensions such as settings, behaviors, and socio-emotional context; (3) ***Directed Social Analysis (DSA)***, the ability to extract *relevant* social information from interactions, in response to questions. Figure 1 shows the difference between current QA-based evaluation for social understanding and the enhanced evaluation enabled by our framework.

We demonstrate the utility of SOCIAL CAPTION through experiments with state-of-the-art MLLMs

\*equal contribution

and contribute insights regarding the capabilities and limitations of state-of-the-art (SOTA) MLLMs in multimodal social understanding. We contribute novel analysis on factors influencing MLLM social understanding such as scale, architectural design, and presence of spoken context. We find that MLLM judges have strong alignment with human scores, demonstrating a path towards scaling automated evaluation of social understanding. Our framework advances the measurement and development of social intelligence in multimodal models.

## 2 Related Work

**Multimodal Social Understanding:** Social understanding refers to the ability to interpret dimensions of social context, given multimodal stimuli from a social interaction. Social context can span the *setting* (e.g., home), *actors* with individual intents, emotions, and goals, the *roles* of these actors (e.g., observer), and *social attributes* which can influence interaction dynamics (e.g., age), and the social signals within interaction structures of a scene (e.g., dyadic structure) (Goffman, 1959; Hymes et al., 1972; Morency, 2010; Mathur et al., 2024). Beyond the ability to make **directed**, goal-oriented social inferences about interactions, social understanding involves forming **holistic** interpretations of scenes by synthesizing multimodal cues about actors, relationships, behaviors, emotions, intents, and social dynamics (Boggia and Ristic, 2015; Azaad et al., 2021; Hoppler et al., 2022).

Benchmarks such as SOCIAL-IQ 1.0, SOCIAL-IQ 2.0, EGO4D-SOCIAL, SIV-BENCH have studied multimodal social understanding by measuring models’ *SI* abilities to answer targeted questions about social interactions, with QA accuracy treated as a proxy for *directed* social reasoning abilities; SOCIAL GENOME studied the quality of model reasoning traces during *directed* QA (Zadeh et al., 2019; Wilf et al., 2023; Grauman et al., 2022; Rezaei et al., 2025; Kong et al., 2025; Mathur et al., 2025). SOCIAL CAPTION goes beyond these prior works to introduce a new evaluation framework for assessing both *holistic* (HSA) and *directed* (DSA) social understanding in multimodal models.

**Advancements in MLLMs:** MLLM models typically consist of an LLM backbone, a vision encoder, and a modality alignment module. A common backbone observed in SOTA MLLMs is Qwen2-7B (including Qwen2-7b-Instruct) (Yang et al., 2024). Some MLLMs utilize SigLIP (Zhai

et al., 2023) or CLIP (Radford et al., 2021) as vision encoders, and others build upon their own trained Vision Transformers (ViTs) (Dosovitskiy et al., 2021) to process image and video. Common alignment strategies include long-context transfer and spatial-temporal modeling (Zhang et al., 2024a; Liu et al., 2024), extensive supervised fine-tuning (SFT) on diverse video-text datasets (Chen et al., 2024b), resolution-adaptive techniques (Wang et al., 2024), and compact model optimization (Yao et al., 2024). Common SFT strategies include leveraging large-scale video-text datasets to optimize temporal reasoning and multimodal alignment, as well as multi-task learning, instruction tuning, and human-in-the-loop feedback to enhance model performance (Chen et al., 2024b; Wang et al., 2024; Yao et al., 2024). SOCIAL CAPTION enables researchers to systematically study how these MLLM architectural design decisions translate into multidimensional social understanding abilities.

**Automated Evaluation with MLLMs:** The substantial costs and limited scalability of human annotation to evaluate model abilities has led researchers to investigate approaches for *automatic evaluation*. In recent years, researchers have used language models as proxies for human judgment and use rubrics to evaluate model outputs at scale. This line of research has included text-based frameworks such as LLM-RUBRIC and multimodal frameworks such as MLLM-AS-A-JUDGE (Chen et al., 2024a), JUDGE ANYTHING (Pu et al., 2025), and MR. JUDGE (Pi et al., 2025). MLLM judges can provide reward signals to post-train models for downstream capabilities (Lee et al., 2023; Xie et al., 2025; Yasunaga et al., 2025; Zhang et al., 2025).

The utility of any MLLM judge relies on the quality of evaluation rubrics (Gunjal et al., 2025) and the validity of the generated scores. SOCIAL CAPTION contributes the first framework to enable multidimensional evaluation of social understanding, grounded in social interaction theory. We analyze correlations between MLLM judge ratings and human ratings of SOCIAL CAPTION dimensions to contribute insights towards scaling automated MLLM evaluation for social understanding.

## 3 SOCIAL CAPTION Framework

This section describes the SOCIAL CAPTION evaluation dimensions (Section 3.1), and methodology for human and MLLM judge evaluation (Section 3.2). Aligned with prior multimodal social intelli-

gence research (Mathur et al., 2025), we conduct experiments with the SOCIAL-IQ 2.0 dataset (Wilf et al., 2023), which includes real-world interactions paired with a QA task that probes behaviors, intents, and emotions of individuals and groups, as well as broader social scene understanding (1 min per video, 145 videos, 943 questions, 4 answer options per question in the validation set).

### 3.1 Evaluation Dimensions

SOCIAL CAPTION evaluates 3 distinct, complementary social understanding capabilities in models: Social Inference (SI), Holistic Social Analysis (HSA), and Directed Social Analysis (DSA).

#### 3.1.1 SI Dimension

The SI dimension evaluates a model’s ability to correctly answer multiple-choice questions about social interactions (e.g., “Why is the audience laughing?”). Aligned with prior work (Zadeh et al., 2019; Wilf et al., 2023; Mathur et al., 2025; Kong et al., 2025), we use *accuracy* as the evaluation metric, and SI is treated as a proxy for social reasoning ability. SI prompts are in Appendix A.

#### 3.1.2 HSA and DSA Dimensions

Our HSA and DSA evaluation criteria are informed by the APRACE taxonomy (Hoppler et al., 2022), a framework that decomposes social interactions into components derived with grounded theory analysis of 5000+ open-ended descriptions of interactions. APRACE decomposes interactions into the following components: *Actors* and *Partners* (attributes and roles of individuals), *Relations* (structure and dynamics of relationships), *Activities* (behaviors and communicative acts), *Context* (social/temporal setting), and *Evaluation* (scene-level appraisal).

**Scoring HSA** In our experiments, given a video, HSA represents a model’s ability to generate comprehensive descriptions about social interactions across 6 sub-dimensions: *Scene Description* (setting, time of day, mood), *Individuals* (appearance, expressions, actions and body language), *Topic and Context* (main topics of discussion, background information, relationship dynamics), *Socio-Emotional Analysis* (emotional, power, conflict dynamics), *Answer Detail* (amount of detail/nuance in the description) and *Adherence to Prompt* (extent to which the model correctly followed instructions). These sub-dimensions are rated on a 1-5 Likert scale (max HSA score of 30). For each video, each MLLM generates a description for HSA (details

in Appendix B.1), and this description is scored by human annotators (details in Section 3.2.4) and MLLM judges (details in Appendix B.2).

**Scoring DSA** In our experiments, given a video and a targeted question about interactions in the video, DSA represents a model’s ability to generate descriptions of *relevant* information across 6 sub-dimensions: *Relevant Scene Details*, *Relevant Individuals*, *Relevant Interactions*, *Relevant Context*, *Answer Detail*, and *Adherence to Prompt*. These sub-dimensions are rated on a 1-5 Likert scale (max DSA score of 30). For each video and corresponding question, each MLLM generates a description for DSA (instructions in Appendix B.3), and these descriptions are scored by human annotators (3.2.4) and MLLM judges (Appendix B.4).

### 3.2 Experimental Setup

This section describes the experimental methodology for SOCIAL CAPTION, covering model selection and human and MLLM judge evaluations.

#### 3.2.1 Model Selection

We conducted experiments with a comprehensive set of open-source and closed-source SOTA MLLMs capable of processing videos as input. Models were selected based on performance on video understanding benchmarks such as Video-MME (Fu et al., 2024) and MMMU (Yue et al., 2024). The open-source models include LongVA (Zhang et al., 2024a), Oryx-1.5 (Liu et al., 2024), LLaVA-NeXT-Video (Zhang et al., 2024b), MiniCPM-V2.6 (Yao et al., 2024), Qwen2-VL (Wang et al., 2024), Qwen2.5-VL (Bai et al., 2025), Qwen2.5-Omni (Xu et al., 2025), InternVL2 (Chen et al., 2024c), and InternVL3 (Zhu et al., 2025), along with three closed-source models, GPT-4o (Hurst et al., 2024), Gemini-1.5-Pro (Reid et al., 2024) and Gemini-2.5-Pro (Comanici et al., 2025). Appendix C summarizes key modeling design decisions of the open-source MLLMs. We use these models with SOCIAL CAPTION to study how MLLM design decisions influence downstream social understanding abilities.

#### 3.2.2 Experimental Model Settings

All videos were processed at 1 frame per second (FPS) for consistency and sufficient social context. As most open-source models did not support audio input, the audio modality was omitted; instead, we provided WhisperX (Bain et al., 2023) transcriptions with timestamps to preserve temporal



dialogue. We used 7B parameter versions of open-source models when available (three models only had 8B parameters available); we refer to 7-8B sizes of models as "standard-scale" in this paper.

### 3.2.3 SI Evaluations

To test *SI* for each MLLM, we ran 3 experiments *without* transcriptions ("w/o trans.") and 3 experiments *with* transcriptions ("w/ trans."). This setup studies the impact of spoken context on model *SI* abilities. We compute each model’s average accuracy for "w/ trans." and "w/o trans." across runs.

### 3.2.4 HSA and DSA Human Evaluations

For *HSA* and *DSA* dimensions, we conducted human evaluations of generations from 10 models: the top 7 standard-scale models, selected by *SI* performance and the 3 closed-source models. *HSA* and *DSA* generations from each model were evaluated across 20 videos, randomly selected to ensure representation of videos across contexts. Each human annotator watched two videos, read corresponding *HSA* or *DSA* model outputs, and rated these outputs with standardized rubrics. Annotators spent ~50 minutes per annotation, were paid \$12 per hour (prorated), the annotation pool was gender-balanced, and each video had two annotators in the United States with at least a high school education. Evaluations were conducted on Prolific (Prolific, 2024) through an IRB-approved process.

**Sample Size and Annotator Agreement** With 10 models generating *HSA* and *DSA* descriptions for 20 videos, 6 sub-dimensions being rated within each *HSA* and *DSA* description, and 2 annotators per video, this study collects 4,800 total human ratings. This sample size balances *quality-controlled* annotation with *statistical power* to interpret performance differences, further discussed in Appendix D. As each video was annotated by a different pair of annotators, inter-annotator agreement (IAA) was assessed with a binary F1 score, which indicated strong reliability in annotation (88.85% for *HSA* and 86.69% for *DSA*). Details for IAA analysis are in Appendix E.

### 3.2.5 MLLM Judges for HSA and DSA

To investigate MLLMs as automated judges for social understanding, we experimented with the highest-performing open-source and closed-source models as evaluators for *HSA* and *DSA*. We provided MLLM judges with the same evaluation instructions as human annotators for consistency.

## 4 Results and Discussion

Results from using SOCIAL CAPTION to evaluate multimodal social understanding abilities of models are presented in Table 1 and discussed below.

### 4.1 SI Performance Trends

Table 1 presents *SI* results without transcriptions ("w/o trans.") and with transcriptions ("w/ trans."). Gemini-2.5-Pro (82.08% w/ trans) significantly outperformed other models ( $p_{\text{adj}} < 0.05$ ). Significance values were computed with a paired *t*-test with Holm correction (Holm, 1979). Among standard-scale models, InternVL3-8B achieved the highest performance (73.83% w/ trans), followed by Qwen2-VL (72.02% w/ trans). While no model outperformed the human layperson accuracy (~85%), MLLMs demonstrate strong zero-shot *SI* abilities.

**Spoken Context and SI Ability** Providing transcriptions consistently improved *SI* performance across all models, with accuracy gains up to 13%. The magnitude of the performance gap between MLLMs with and without spoken context varies by model family. Compared to standard-scale models and GPT-4o, Gemini-1.5-Pro and Gemini-2.5-Pro demonstrate marginal increases in performance with the inclusion of transcripts, indicating that these models have a stronger ability to use non-verbal visual cues to perform *SI* in the no-transcription setting. These findings demonstrate the importance of spoken context in MLLM social reasoning, as this modality captures information about intent, emotion, and relationships that informs accurate social inferences (Stivers and Sidnell, 2005). The text-only baseline in Table 1 model achieves 64.64% indicating that spoken context and LLM backbone priors within MLLM architectures provide strong signals for accurate *SI* performance.

**Model Design and SI Ability** As seen in Table 1, *SI* accuracy varies across MLLM backbones and design decisions. InternVL3 and Qwen-2VL, the highest-performing standard-scale MLLMs, both perform video fine-tuning without any video pre-training. Including video data in pretraining was not found to be a prerequisite for strong downstream *SI* performance. Models vary in the utility of their visual processing for *SI*: LongVA achieves 65.43%, marginally higher (+0.79%) than the text-only base model which uses the same Qwen2-7B backbone as LongVA. LongVA treats videos as extended images, with images divided into multiple

Model	Size	CL	Backbone	Social Inference (SI)		Holistic Social Analysis (HSA)				Directed Social Analysis (DSA)			
Text-Only Base Model				w/o trans. (%)	w/ trans. (%)	H (30)	G (30)	I8B (30)	I78B (30)	H (30)	G (30)	I8B (30)	I78B (30)
Qwen2-7B-Instr.	7B	32K	Qwen2-7B	-	64.64	-	-	-	-	-	-	-	-
Standard-Scale Video-Language Models (7B-8B)				w/o trans. (%)	w/ trans. (%)	H (30)	G (30)	I8B (30)	I78B (30)	H (30)	G (30)	I8B (30)	I78B (30)
LongVA	7B	224K	Qwen2-7B-Instr.	52.98 ↓	65.43 ↓	-	-	-	-	-	-	-	-
Oryx-1.5	7B	32K	Qwen2.5-7B-Instr.	56.60	67.02	-	-	-	-	-	-	-	-
LLaVA-NV.	7B	32K	Qwen2-7B	63.51	68.94	21.93	19.55	27.15	25.20	21.63	17.40	25.90	24.95
MiniCPM-V2.6	8B	32K	Qwen2-7B	63.79	69.86	22.50	22.10	29.70	27.40	23.30	23.00	27.50	26.05
Qwen2-VL	7B	32K	Qwen2-7B	65.32	72.02	21.43	19.40	26.25	24.40	21.18	15.50	23.20	21.80
Qwen2.5-VL	7B	32K	Qwen2.5-7B	64.26	70.00	22.23	22.90	29.40	26.85	23.08	23.05	27.90	26.35
Qwen2.5-Omni	7B	32K	Qwen2.5-7B	63.72	68.42	15.33 ↓	12.10 ↓	21.55 ↓	19.50 ↓	9.63 ↓	6.65 ↓	12.90 ↓	11.35 ↓
InternVL2	8B	32K	InternLM2.5-7B	60.64	67.77	23.08 ↑	21.00	27.70	25.35	20.28	14.85	21.40	20.75
InternVL3	8B	32K	Qwen2.5-7B	67.23 ↑	73.83 ↑	21.88	23.40 ↑	30.00 ↑	28.65 ↑	24.28 ↑	23.30 ↑	28.35 ↑	27.60 ↑
Closed-Source Large-Scale Models				w/o trans. (%)	w/ trans. (%)	H (30)	G (30)	I8B (30)	I78B (30)	H (30)	G (30)	I8B (30)	I78B (30)
GPT-4o	-	128K	-	71.74 ↓	78.58	23.63 ↓	26.75 ↓	29.75 ↓	28.00 ↓	24.65	27.90	28.40	27.00
Gemini 1.5 Pro	-	1M	-	77.62	78.40 ↓	24.95 ↑	27.05	30.00 ↑	28.35	24.43 ↓	26.00 ↓	25.10 ↓	24.40 ↓
Gemini 2.5 Pro	-	1M	-	79.20 ↑	82.08 ↑	24.20	29.95 ↑	30.00 ↑	29.90 ↑	24.85 ↑	29.50 ↑	28.75 ↑	28.00 ↑

Table 1: **Model Performance in Social Understanding Across SOCIAL CAPTION Dimensions:** *Social Inference* (accuracy %), *Holistic Social Analysis (HSA)* (score out of 30), *Directed Social Analysis (DSA)* (score out of 30). Each model is listed with *Size* (number of parameters), *Context Length (CL)*, and *Backbone* (LLM backbone). *HSA* and *DSA* are evaluated by humans (H) and by MLLM models as judges: Gemini-2.5-Pro (G), InternVL3-8B (I8B), and InternVL3-78B (I78B). Arrows represent ↑Highest and ↓Lowest performance per category.

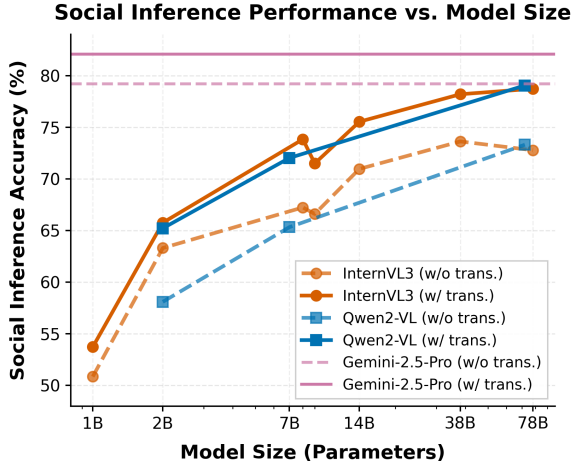


Figure 2: **Social inference performance across model sizes, with and without spoken context.** Higher scores indicate stronger social inference capabilities.

grids during training (Zhang et al., 2024a); these findings indicate that LongVA’s visual processing architecture struggles to extract meaningful temporal social signals from videos. In contrast, Qwen2-VL builds upon the same backbone as LongVA and, instead, uses 3D convolutions and multimodal position embeddings to capture temporal information about inputs (Wang et al., 2024). Qwen2-VL substantially outperforms LongVA, suggesting that social reasoning benefits from model architectures that represent videos as continuous streams of temporal input, rather than static sequences of frames.

**Model Size and SI Ability** Figure 2 depicts a controlled analysis to study the impact of model size on SI performance for the highest-performing

open-source models. Performance of InternVL3 up to 78B parameters and Qwen2-VL up to 72B parameters is provided in Appendix F, Table 6. Larger models typically outperform their smaller counterparts, and models with access to spoken context outperform those without spoken context. The smallest variants InternVL3-1B and Qwen2VL-2B achieve  $\sim 20\%$  lower accuracy than the largest variants. An exception to this trend was observed for InternVL3-9B, which is larger than InternVL3-8B, but exhibited a lower SI performance. We note that all models in the InternVL3 series are built with Qwen2.5 language model backbones *except* for InternVL3-9B, which uses a different backbone (InternLM3). These findings suggest that MLLM architectural decisions and the priors introduced by language model backbones can influence SI performance, in addition to scale.

*The largest variants of InternVL3 and Qwen2VL achieve SI performance that is highly-competitive with substantially larger closed-source models.* There was no significant difference between InternVL3-78B’s SI performance and that of GPT-4o or Gemini-1.5-Pro ( $p_{\text{adj}} \geq 0.05$ ) and no significant difference between Qwen2VL-72B’s SI performance and GPT-4o ( $p_{\text{adj}} \geq 0.05$ ). Both InternVL3-78B and Qwen2VL-72B also approach the SI performance of Gemini-2.5-Pro, with a  $\sim 3\%$  lower accuracy, as illustrated in Figure 2. *These findings indicate that open-source MLLMs (with careful design decisions, architectures, and post-training strategies) can approach the SI capabilities of substantially larger closed-source MLLMs.*

## 4.2 HSA and DSA Performance

Table 1 presents model performance on *HSA* and *DSA* averaged across videos, annotators, and sub-dimensions<sup>1</sup>. A breakdown of *HSA* and *DSA* scores from human annotators for each of the 6 sub-dimensions is presented in Figure 3. Significance values were computed using one-way ANOVA with Tukey’s HSD correction (Tukey, 1949).

**HSA Performance** *HSA* findings revealed that models with strong *SI* performance can struggle to comprehensively describe social information in interactions. Gemini-1.5-Pro achieved the highest overall *HSA* score (24.95), was comparable to that of other closed-source models, including Gemini-2.5-Pro and GPT-4o ( $p_{adj} \geq 0.05$ ). As seen in Figure 3, Gemini-1.5-Pro demonstrates strong performance across all *HSA* sub-dimensions. In contrast, Gemini-2.5-Pro (the highest-performing model per *SI*) demonstrates uneven performance along sub-dimensions: Gemini-2.5-Pro achieves strong performance in describing physical details of scenes (*Individuals*, *Answer Detail*), but achieves substantially lower performance in capturing *Socio-Emotional* information from interactions compared to Gemini-1.5-Pro, GPT-4o, and smaller open-source models such as MiniCPM-v2.6 and LLaVA-NeXT-Video. *These findings suggest that improvements in visual processing or SI reasoning ability do not necessarily result in stronger abilities to describe social scenes.* SOCIAL CAPTION enables fine-grained analysis of social understanding sub-dimensions that would not be possible by relying solely on *SI* performance to evaluate models.

Among open-source models, InternVL2-8B achieved the highest *HSA* (23.08) and this performance did not significantly differ from that of GPT-4o (23.63) ( $p_{adj} \geq 0.05$ ). *These findings illustrate that holistic social understanding does not solely emerge in MLLMs as a result of scale.*

**DSA Performance** Gemini-2.5-Pro achieved the highest *DSA* score (24.85), and the *DSA* sub-dimension breakdown in Figure 3 suggests that closed-source models are consistently strong across *DSA* sub-dimensions, with particular strength in extracting *Relevant Interactions* and *Relevant Context* from social interactions. Among open-source models, InternVL3-8B achieved the highest total *DSA* score (24.28). Notably, the *DSA* performance of

<sup>1</sup>HSA and DSA table cells with ‘-’ indicate models that were not included in evaluations, due to low generation quality.




Figure 3: **HSA and DSA performance of models across their six evaluation sub-dimensions, visualized as heat maps.** Each cell shows the mean human evaluation score (1–5 scale) for a model–dimension pair, where higher values indicate stronger performance. Color intensity corresponds to score magnitude.

InternVL3-8B performance did not significantly differ from the substantially larger closed-source models ( $p_{adj} \geq 0.05$ ); in addition, InternVL3-8B either outperforms or performs on-par with several closed-source models along *DSA* sub-dimensions. As seen in Figure 3, InternVL3-8B outperforms both Gemini-1.5-Pro and Gemini-2.5-Pro in its ability to describe *Key Individuals* and adhere to prompt instructions and outperforms GPT-4o in its ability to identify *Relevant Scene* and *Relevant Context* information. *These findings illustrate that strong directed social understanding abilities can emerge in smaller models as a result of video encoding architectures and fine-tuning on video data.*

Sub-Dimensions	Binary F1 Score (%)			
	H-H	H-G	H-I8B	H-I78B
<b>HSA</b>				
Scene Desc.	91.88 ↓	92.82	<b>96.08</b> ↑	<b>96.08</b> ↑
Individuals	84.24	75.09 ↓	89.44	<b>90.20</b> ↑
Topic/Context	88.36	88.20 ↓	92.10	<b>92.56</b> ↑
Socio-Emotional	88.02	81.91 ↓	91.21	<b>92.13</b> ↑
Answer Det.	88.24	79.31 ↓	89.39	<b>89.89</b> ↑
Prompt Adher.	91.88 ↓	<b>95.03</b> ↑	94.43	94.68
<b>DSA</b>				
Scene Det.	86.50 ↓	92.79	92.09	<b>92.80</b> ↑
Individuals	85.89	76.87 ↓	<b>92.31</b> ↑	91.95
Rel. Interactions	87.04	75.37 ↓	<b>92.98</b> ↑	92.40
Rel. Context	87.12	80.00 ↓	91.86	<b>93.68</b> ↑
Answer Det.	85.06	71.76 ↓	<b>92.40</b> ↑	92.13
Prompt Adher.	88.41 ↓	91.19	<b>92.53</b> ↑	<b>92.53</b> ↑

Table 2: **Binary F1 score (%) for HSA and DSA Sub-Dimensions.** H-H: Human–Human, H-G: Human–Gemini-2.5-Pro, H-I8B: Human–InternVL3-8B, H-I78B: Human–InternVL3-78B. ↑ Highest and ↓ Lowest performance per row.

**Model Design and HSA/DSA Ability** We find that stronger performance in *SI* does not automatically translate to stronger performance in *HSA* and *DSA*. Qwen2.5-Omni demonstrated strong performance in the discriminative *SI* task (68.42%) but struggled across all sub-dimensions in both *HSA* and *DSA*. This model contains identical MLLM backbones to Qwen2.5-VL, yet Qwen2.5-VL did not struggle with the generative *HSA* and *DSA* tasks. Qwen2.5-Omni introduces a low-latency streaming architecture that reduced its ability in this context to synthesize coherent social narratives from videos.

### 4.3 MLLM Judges with SOCIAL CAPTION

To assess the scalability of SOCIAL CAPTION as an evaluation framework, we study the behavior of MLLMs as judges for multimodal social understanding. We select the highest-performing closed-source and open-source models, determined by *SI* performance, as judges: Gemini-2.5-Pro, InternVL3-8B, and InternVL3-78B (largest variant of InternVL3). Results are presented in Table 1, with details in Appendix G, Tables 7 and 8.

**Scoring Calibration and Bias** All MLLM judges consistently ranked Gemini 2.5-Pro the highest in *HSA* and *DSA*, and judges tended to assign higher scores than humans did. This skew suggests that MLLM judge scores for social understanding can more effectively be interpreted as *relative* signals. To assess whether MLLM judges are as-

signing high scores indiscriminately, we conduct a *mismatch test* in which each MLLM judge evaluates unrelated video-response pairs (details in Appendix H). We find across all MLLM judges and both *HSA* and *DSA* dimensions that mismatch totals remained low, indicating that judges are not assigning high scores indiscriminately and are consistently penalizing responses that do not semantically align with social information in videos.

**Self-Preference Effects** We observe a mild self-preference effect across judges, consistent with prior findings in LLM judges (Panickssery et al., 2024; Chen et al., 2025). Gemini-2.5-Pro assigns the highest scores to its own outputs, and both InternVL3 models demonstrate similar tendencies.

**Alignment with Human Scores** To study the alignment of MLLM judge scores of *HSA* and *DSA* with human scores, we compare human-human (H-H) agreement (across pairs of annotators) to human-judge agreement with the three judge models using a binary F1 score (details in Appendix E). Results from these agreement analyses across each *HSA* and *DSA* sub-dimension are presented in Table 2. We find strong H-H agreement, indicating that the SOCIAL CAPTION annotation process yields reliable annotations, despite the inherent subjectivity in assessing social understanding. We find that Gemini-2.5-Pro exhibits a weaker alignment with human scores, compared to InternVL3 models which exhibit higher alignment with humans across nearly all *HSA* and *DSA* sub-dimensions. These findings serve as a proof-of-concept for scaling automated MLLM judge evaluators for multimodal social understanding. Despite self-preference bias (seen in all MLLM judges in domains beyond social understanding) and a bias towards assigning higher absolute scores, the distinction between high-quality and low-quality *HSA* and *DSA* generations strongly aligns with human judgments. *Our findings demonstrate the potential to use open-source models such as InternVL3 to serve as evaluators and reward models for MLLMs at scale.*

**Qualitative Case Study** Figure 4 illustrates a representative example of MLLM judge behaviors. We use an example with MiniCPM-V2.6 because this model is among the strongest standard-scale models for *DSA* that was not used as a judge model. In this example, MiniCPM-V2.6 and the MLLM judges (Gemini-2.5-Pro, InternVL3-8B and InternVL3-78B) have equal performance in



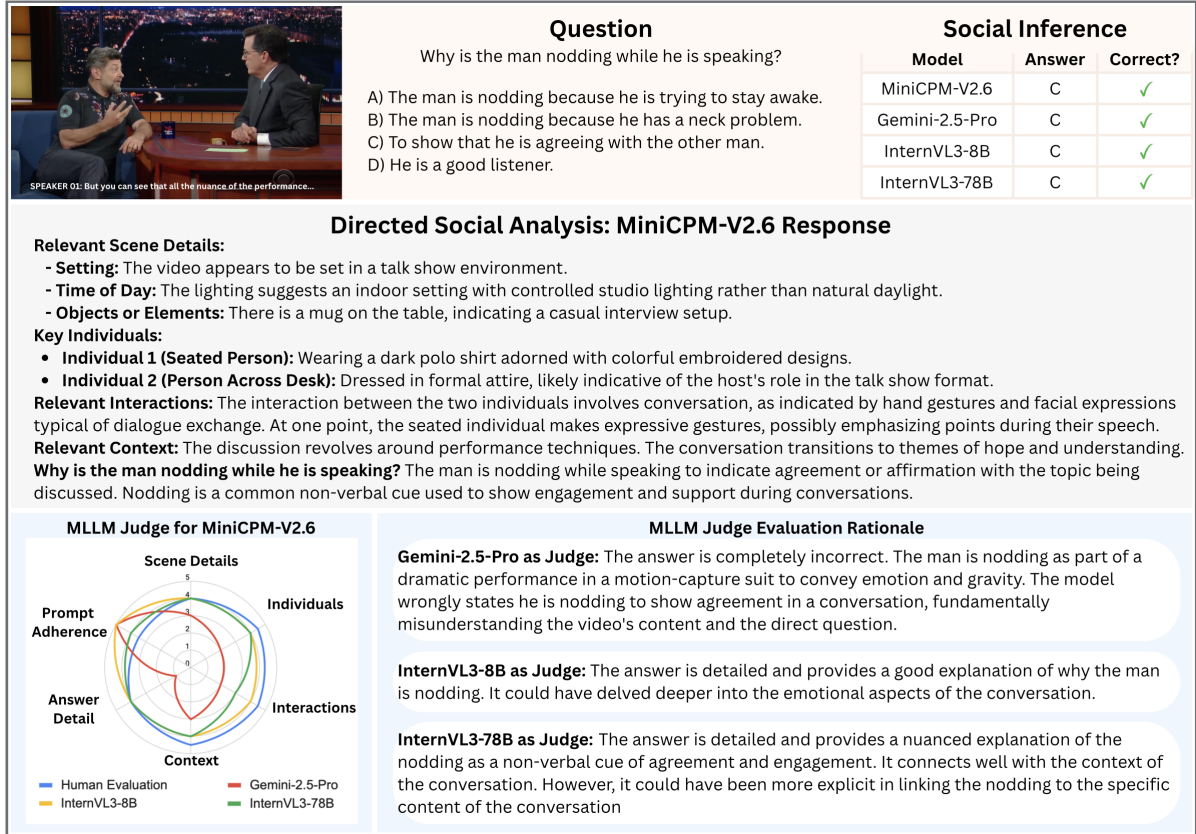


Figure 4: **Qualitative example of MiniCPM-V2.6 responses evaluated by MLLM judges.** The top section shows a representative video frame, the question, and the SI responses from both MiniCPM-V2.6 and MLLM judges. The middle section presents the DSA response of MiniCPM-V2.6, including detailed information on relevant scene details, individuals, interactions and context. The bottom section visualizes human and MLLM judge evaluations of the DSA response in a radar plot, accompanied by judges’ comments explaining reasoning.

SI by answering the given question correctly. However, they differ substantially in evaluation of the corresponding DSA generation. Gemini-2.5-Pro assigns a low score to the DSA generation across sub-dimensions and deems the response "completely incorrect", while both InternVL judges score it favorably with critiques that are broadly consistent with the human assessment. This discrepancy mirrors the quantitative findings on human-judge alignment in Table 2. Compared to InternVL models, Gemini-2.5-Pro has weaker alignment with humans when assessing sub-dimensions such as information about individuals, interactions, and social context. This qualitative case study illustrates how SOCIAL CAPTION enables fine-grained analysis of models’ social understanding abilities.

## 5 Conclusion

We introduce SOCIAL CAPTION, a new evaluation framework for multimodal social understanding that measures structured *Social Inference* abilities

and open-ended *Holistic Social Analysis* and *Directed Social Analysis* abilities of MLLMs. We use SOCIAL CAPTION to demonstrate that evaluation across these dimensions (SI, HSA, DSA) reveals richer insights about model social understanding, beyond a singular focus on QA accuracy. We report the results of our experiments with a set of SOTA open-source and closed-source MLLMs. Most significantly, we find that smaller open-source models can approach the SI performance of substantially larger closed-source models and can match or exceed them on HSA and DSA. We find that models with strong SI performance do not always generate high-quality HSA and DSA when interpreting social scenes. We analyze factors influencing MLLM performance and demonstrate the potential for MLLM judges to be used for scalable evaluation and reward modeling for social understanding. With increasing deployment of MLLMs in human-centered AI systems, SOCIAL CAPTION contributes a framework for the community to evaluate and improve the social understanding abilities of these models.



## 6 Limitations

**Length of Interaction Data** All videos used in SOCIAL CAPTION have a length of 1 minute; this experimental setup is consistent with the video lengths used by prior multimodal social intelligence research (Lei et al., 2018; Zadeh et al., 2019; Wilf et al., 2023; Mathur et al., 2025). The length of our videos limits the scope of this research and was a design choice for this project. It is not a technical limitation. Social understanding abilities are important for interpreting short-term, micro-social interactions that occur in the scale of seconds and minutes (Beattie and Aboudan, 1994), motivating our design choice. We note that there remains an open challenge for the research community to study long-context social understanding; our research motivates future community work to curate longer-form social intelligence video datasets and study long-context social understanding.

**Scope of Data and Annotation** All videos used by SOCIAL CAPTION have multimodal social interactions in English, and annotators were required to be proficient in English, live in the United States, and have at least a high school education. While this study was not scoped to evaluate social understanding in multilingual or multicultural interactions, the SOCIAL CAPTION framework can be used in the future on more diverse video data. Our paper motivates future community research that builds upon SOCIAL CAPTION to evaluate social understanding abilities in broader contexts.

## 7 Ethical Considerations

**Ethical Annotation Practices** All video data used by SOCIAL CAPTION is publicly-available and released under an academic research license. All annotators were recruited on Prolific and received fair compensation when completing the IRB-approved study (\$12 per hour, pro-rated). The annotation task posed minimal risk to participants, and no personal or identifiable information was collected or stored about annotators, respecting their confidentiality and privacy.

**Risks for Social Understanding in AI** Our research is intended to contribute towards *societally-beneficial* AI systems that can better understand and support humans during interactions. We believe that social understanding abilities in AI systems will be crucial in order for them to effectively work alongside humans to support human health,

well-being, dignity, and autonomy. We note there are risks to advancing social intelligence in AI, including amplification of social bias (Sap et al., 2020), toxicity (Zhou et al., 2023), manipulation, and surveillance. We support broader community efforts to mitigate against potential harms of advancing social intelligence in AI systems.

## Acknowledgments

Leena Mathur is supported by the SoftBank Group-Arm Fellowship and the NSF Graduate Research Fellowship Program under Grant No. DGE2140739. This material is based upon work partially supported by National Institutes of Health awards R1U01MH136535, R01MH125740, R01MH132225, and R21MH130767. Any opinions, findings, conclusions, or recommendations expressed in this material are those of the authors and do not necessarily reflect the views of the sponsors, and no official endorsement should be inferred.

## References

- Shaheed Azaad, Günther Knoblich, and Natalie Sebanz. 2021. *Perception and action in a social context*. Cambridge University Press.
- Shuai Bai, Keqin Chen, Xuejing Liu, Jialin Wang, Wenbin Ge, Sibao Song, Kai Dang, Peng Wang, Shijie Wang, Jun Tang, Humen Zhong, Yuanzhi Zhu, Mingkun Yang, Zhaohai Li, Jianqiang Wan, Pengfei Wang, Wei Ding, Zheren Fu, Yiheng Xu, and 8 others. 2025. *Qwen2.5-vl technical report*. *Preprint*, arXiv:2502.13923.
- M Bain, J Huh, T Han, and A Zisserman. 2023. *Whisperx: time-accurate speech transcription of long-form audio*. In *Interspeech 2023*, pages 4489–4493, Dublin, Ireland. International Speech Communication Association.
- Geoffrey Beattie and Rima Aboudan. 1994. Gestures, pauses and speech: An experimental investigation of the effects of changing social context on their precise temporal relationships. *Semiotica*, 99(3-4):239–272.
- Julia Boggia and Jelena Ristic. 2015. Social event segmentation. *Quarterly Journal of Experimental Psychology*, 68(4):731–744.
- Dongping Chen, Ruoxi Chen, Shilin Zhang, Yaochen Wang, Yinuo Liu, Huichi Zhou, Qihui Zhang, Yao Wan, Pan Zhou, and Lichao Sun. 2024a. Mllm-as-a-judge: assessing multimodal llm-as-a-judge with vision-language benchmark. In *Proceedings of the 41st International Conference on Machine Learning*, ICLR’24, Vienna, Austria. JMLR.org.

- Wei-Lin Chen, Zhepei Wei, Xinyu Zhu, Shi Feng, and Yu Meng. 2025. Do llm evaluators prefer themselves for a reason? *arXiv preprint arXiv:2504.03846*.
- Zhe Chen, Weiyun Wang, Hao Tian, Shenglong Ye, Zhangwei Gao, Erfei Cui, Wenwen Tong, Kongzhi Hu, Jiapeng Luo, Zheng Ma, Ji Ma, Jiaqi Wang, Xiaoyi Dong, Hang Yan, Hewei Guo, Conghui He, Botian Shi, Zhenjiang Jin, Chao Xu, and 16 others. 2024b. [How far are we to gpt-4v? closing the gap to commercial multimodal models with open-source suites](#). *Science China Information Sciences*, 67(12):20101:1–220101:18.
- Zhe Chen, Jiannan Wu, Wenhai Wang, Weijie Su, Guo Chen, Sen Xing, Muyan Zhong, Qinglong Zhang, Xizhou Zhu, Lewei Lu, Bin Li, Ping Luo, Tong Lu, Yu Qiao, and Jifeng Dai. 2024c. [Intern VL: Scaling up Vision Foundation Models and Aligning for Generic Visual-Linguistic Tasks](#). In *2024 IEEE/CVF Conference on Computer Vision and Pattern Recognition (CVPR)*, pages 24185–24198, Los Alamitos, CA, USA. IEEE Computer Society.
- Gheorghe Comanici, Eric Bieber, Mike Schaeckermann, Ice Pasupat, Naveen Sachdeva, and et al. 2025. [Gemini 2.5: Pushing the frontier with advanced reasoning, multimodality, long context, and next generation agentic capabilities](#). *Preprint*, arXiv:2507.06261.
- Kerstin Dautenhahn. 1995. Getting to know each other—artificial social intelligence for autonomous robots. *Robotics and autonomous systems*, 16(2-4):333–356.
- Alexey Dosovitskiy, Lucas Beyer, Alexander Kolesnikov, Dirk Weissenborn, Xiaohua Zhai, Thomas Unterthiner, Mostafa Dehghani, Matthias Minderer, Georg Heigold, Sylvain Gelly, Jakob Uszkoreit, and Neil Houlsby. 2021. [An image is worth 16x16 words: Transformers for image recognition at scale](#). In *9th International Conference on Learning Representations*, Virtual Event, Austria. OpenReview.
- Judy Dunn. 1988. *The beginnings of social understanding*. Harvard University Press.
- Li Fei-Fei and Ranjay Krishna. 2022. Searching for computer vision north stars. *Daedalus*, 151(2):85–99.
- Chaoyou Fu, Yuhao Dai, Yongdong Luo, Lei Li, Shuhuai Ren, Renrui Zhang, Zihan Wang, Chenyu Zhou, Yunhang Shen, Mengdan Zhang, Peixian Chen, Yanwei Li, Shaohui Lin, Sirui Zhao, Ke Li, Tong Xu, Xiawu Zheng, Enhong Chen, Rongrong Ji, and Xing Sun. 2024. [Video-mme: The first-ever comprehensive evaluation benchmark of multi-modal llms in video analysis](#). *Preprint*, arXiv:2405.21075.
- Erving Goffman. 1959. The presentation of self in everyday life.
- Kristen Grauman, Andrew Westbury, Eugene Byrne, Zachary Chavis, Antonino Furnari, Rohit Girdhar, Jackson Hamburger, Hao Jiang, Miao Liu, Xingyu Liu, and 1 others. 2022. Ego4d: Around the world in 3,000 hours of egocentric video. In *Proceedings of the IEEE/CVF conference on computer vision and pattern recognition*, pages 18995–19012.
- Anisha Gunjal, Anthony Wang, Elaine Lau, Vaskar Nath, Yunzhong He, Bing Liu, and Sean Hendryx. 2025. Rubrics as rewards: Reinforcement learning beyond verifiable domains. *arXiv preprint arXiv:2507.17746*.
- Sture Holm. 1979. [A simple sequentially rejective multiple test procedure](#). *Scandinavian Journal of Statistics*, 6:65–70.
- Sarah Susanna Hoppler, Robin Segerer, and Jana Nikitin. 2022. [The six components of social interactions: Actor, partner, relation, activities, context, and evaluation](#). *Frontiers in Psychology*, Volume 12 - 2021.
- Aaron Hurst, Adam Lerer, Adam P. Goucher, Adam Perelman, and et al. 2024. [Gpt-4o system card](#). *Preprint*, arXiv:2410.21276.
- Dell Hymes and 1 others. 1972. Models of the interaction of language and social life.
- Fanqi Kong, Weiqin Zu, Xinyu Chen, Yaodong Yang, Song-Chun Zhu, and Xue Feng. 2025. Siv-bench: A video benchmark for social interaction understanding and reasoning. *arXiv preprint arXiv:2506.05425*.
- Harrison Lee, Samrat Phatale, Hassan Mansoor, Kellie Ren Lu, Thomas Mesnard, Johan Ferret, Colton Bishop, Ethan Hall, Victor Carbune, and Abhinav Rastogi. 2023. Rlaif: Scaling reinforcement learning from human feedback with ai feedback.
- Jie Lei, Licheng Yu, Mohit Bansal, and Tamara Berg. 2018. Tvqa: Localized, compositional video question answering. In *Proceedings of the 2018 conference on empirical methods in natural language processing*, pages 1369–1379.
- Paul Pu Liang, Akshay Goindani, Talha Chafekar, Leena Mathur, Hao-fei Yu, Ruslan Salakhutdinov, and Louis-Philippe Morency. 2024. [Hemm: Holistic evaluation of multimodal foundation models](#). In *Advances in Neural Information Processing Systems*, volume 37, pages 42899–42940, Vancouver, Canada. Curran Associates, Inc.
- Zuyan Liu, Yuhao Dong, Ziwei Liu, Winston Hu, Jiwen Lu, and Yongming Rao. 2024. [Oryx mllm: On-demand spatial-temporal understanding at arbitrary resolution](#). *Preprint*, arXiv:2409.12961.
- Leena Mathur, Paul Pu Liang, and Louis-Philippe Morency. 2024. [Advancing social intelligence in AI agents: Technical challenges and open questions](#). In *Proceedings of the 2024 Conference on Empirical Methods in Natural Language Processing*, pages 20541–20560, Miami, Florida, USA. Association for Computational Linguistics.

- Leena Mathur, Marian Qian, Paul Pu Liang, and Louis-Philippe Morency. 2025. [Social genome: Grounded social reasoning abilities of multimodal models](#). *Preprint*, arXiv:2502.15109.
- Louis-Philippe Morency. 2010. Modeling human communication dynamics [social sciences]. *IEEE Signal Processing Magazine*, 27(5):112–116.
- Arjun Panickssery, Samuel Bowman, and Shi Feng. 2024. Llm evaluators recognize and favor their own generations. *Advances in Neural Information Processing Systems*, 37:68772–68802.
- Renjie Pi, Felix Bai, Qibin Chen, Simon Wang, Jiulong Shan, Kieran Liu, and Meng Cao. 2025. [Mr. judge: Multimodal reasoner as a judge](#). *Preprint*, arXiv:2505.13403.
- Prolific. 2024. Prolific research platform. Available at <https://www.prolific.com>. First released in 2014. Copyright 2024. Version: Current month(s) and year(s) of use. Location: London, UK.
- Shu Pu, Yaochen Wang, Dongping Chen, Yuhang Chen, Guohao Wang, Qi Qin, Zhongyi Zhang, Zhiyuan Zhang, Zetong Zhou, Shuang Gong, Yi Gui, Yao Wan, and Philip S. Yu. 2025. [Judge anything: Mllm as a judge across any modality](#). In *Proceedings of the 31st ACM SIGKDD Conference on Knowledge Discovery and Data Mining V.2*, KDD '25, page 5742–5753, New York, NY, USA. Association for Computing Machinery.
- Alec Radford, Jong Wook Kim, Chris Hallacy, Aditya Ramesh, Gabriel Goh, Sandhini Agarwal, Girish Sastry, Amanda Askell, Pamela Mishkin, Jack Clark, Gretchen Krueger, and Ilya Sutskever. 2021. [Learning transferable visual models from natural language supervision](#). *Preprint*, arXiv:2103.00020.
- Machel Reid, Nikolay Savinov, Denis Teplyashin, Dmitry Lepikhin, Timothy P. Lillicrap, Jean-Baptiste Alayrac, Radu Soricut, Angeliki Lazaridou, Orhan Firat, Julian Schrittwieser, Ioannis Antonoglou, Rohan Anil, Sebastian Borgeaud, Andrew M. Dai, Katie Millican, Ethan Dyer, Mia Glaese, Thibault Sottiaux, Benjamin Lee, and 34 others. 2024. [Gemini 1.5: Unlocking multimodal understanding across millions of tokens of context](#). *CoRR*, abs/2403.05530.
- MohammadHossein Rezaei, Yicheng Fu, Phil Cuvin, Caleb Ziems, Yanzhe Zhang, Hao Zhu, and Diyi Yang. 2025. Egonormia: Benchmarking physical social norm understanding. *arXiv preprint arXiv:2502.20490*.
- Maarten Sap, Saadia Gabriel, Lianhui Qin, Dan Jurafsky, Noah A Smith, and Yejin Choi. 2020. Social bias frames: Reasoning about social and power implications of language. In *Proceedings of the 58th annual meeting of the association for computational linguistics*, pages 5477–5490.
- Tanya Stivers and Jack Sidnell. 2005. Introduction: multimodal interaction. *Semiotica*, 156(1/4):1–20.
- John W. Tukey. 1949. [Comparing individual means in the analysis of variance](#). *Biometrics*, 5(2):99–114.
- Peng Wang, Shuai Bai, Sinan Tan, Shijie Wang, Zhihao Fan, Jinze Bai, Keqin Chen, Xuejing Liu, Jialin Wang, Wenbin Ge, Yang Fan, Kai Dang, Mengfei Du, Xuancheng Ren, Rui Men, Dayiheng Liu, Chang Zhou, Jingren Zhou, and Junyang Lin. 2024. [Qwen2-vl: Enhancing vision-language model’s perception of the world at any resolution](#). *Preprint*, arXiv:2409.12191.
- Alex Wilf, Leena Mathur, Sheryl Mathew, Claire Ko, Youssouf Kebe, Paul Pu Liang, and Louis-Philippe Morency. 2023. Social-iq 2.0 challenge: Benchmarking multimodal social understanding. <https://github.com/abwilf/Social-IQ-2.0-Challenge>.
- Lipeng Xie, Sen Huang, Zhuo Zhang, Anni Zou, Yunpeng Zhai, Dingchao Ren, Kezun Zhang, Haoyuan Hu, Boyin Liu, Haoran Chen, and 1 others. 2025. Auto-rubric: Learning to extract generalizable criteria for reward modeling. *arXiv preprint arXiv:2510.17314*.
- Jin Xu, Zhifang Guo, Jinzheng He, Hangrui Hu, Ting He, Shuai Bai, Keqin Chen, Jialin Wang, Yang Fan, Kai Dang, Bin Zhang, Xiong Wang, Yunfei Chu, and Junyang Lin. 2025. [Qwen2.5-omni technical report](#). *Preprint*, arXiv:2503.20215.
- An Yang, Baosong Yang, Binyuan Hui, Bo Zheng, Bowen Yu, Chang Zhou, Chengpeng Li, Chengyuan Li, Dayiheng Liu, Fei Huang, Guanting Dong, Haoran Wei, Huan Lin, Jialong Tang, Jialin Wang, Jian Yang, Jianhong Tu, Jianwei Zhang, Jianxin Ma, and 43 others. 2024. [Qwen2 technical report](#). *Preprint*, arXiv:2407.10671.
- Xiaocui Yang, Wenfang Wu, Shi Feng, Ming Wang, Daling Wang, Yang Li, Qi Sun, Yifei Zhang, Xiaoming Fu, and Soujanya Poria. 2025. [Mm-instructeval: Zero-shot evaluation of \(multimodal\) large language models on multimodal reasoning tasks](#). *Information Fusion*, 122:103204.
- Yuan Yao, Tianyu Yu, Ao Zhang, Chongyi Wang, Junbo Cui, Hongji Zhu, Tianchi Cai, Haoyu Li, Weilin Zhao, Zhihui He, Qianyu Chen, Huarong Zhou, Zhensheng Zou, Haoye Zhang, Shengding Hu, Zhi Zheng, Jie Zhou, Jie Cai, Xu Han, and 4 others. 2024. [Minicpm-v: A gpt-4v level mllm on your phone](#). *Preprint*, arXiv:2408.01800.
- Michihiro Yasunaga, Luke Zettlemoyer, and Marjan Ghazvininejad. 2025. Multimodal rewardbench: Holistic evaluation of reward models for vision language models. *arXiv preprint arXiv:2502.14191*.
- Xiang Yue, Yuansheng Ni, Tianyu Zheng, Kai Zhang, Ruoqi Liu, Ge Zhang, Samuel Stevens, Dongfu Jiang, Weiming Ren, Yuxuan Sun, Cong Wei, Botao Yu, Ruibin Yuan, Renliang Sun, Ming Yin, Boyuan Zheng, Zhenzhu Yang, Yibo Liu, Wenhao Huang, and 3 others. 2024. [Mmmu: A massive multi-discipline](#)



multimodal understanding and reasoning benchmark for expert agi. In *2024 IEEE/CVF Conference on Computer Vision and Pattern Recognition (CVPR)*, pages 9556–9567, Seattle, WA, USA. IEEE.

Amir Zadeh, Paul Pu Liang, Mahnaz Chen, Erik Cambria, and Louis-Philippe Morency. 2019. [Social-iq: A question answering benchmark for artificial social intelligence](#). In *Proceedings of the IEEE/CVF Conference on Computer Vision and Pattern Recognition (CVPR)*, pages 8799–8809, Long Beach, CA, USA. IEEE.

Xiaohua Zhai, Basil Mustafa, Alexander Kolesnikov, and Lucas Beyer. 2023. [Sigmoid loss for language image pre-training](#). *Preprint*, arXiv:2303.15343.

Peiyuan Zhang, Kaichen Zhang, Bo Li, Guangtao Zeng, Jingkang Yang, Yuanhan Zhang, Ziyue Wang, Hao-ran Tan, Chunyuan Li, and Ziwei Liu. 2024a. [Long context transfer from language to vision](#). *Preprint*, arXiv:2406.16852.

Yuanhan Zhang, Jinming Wu, Wei Li, Bo Li, Zejun Ma, Ziwei Liu, and Chunyuan Li. 2024b. [Video instruction tuning with synthetic data](#). *Preprint*, arXiv:2410.02713.

Zhihong Zhang, Xiaojian Huang, Jin Xu, Zhuodong Luo, Xinzhong Wang, Jiansheng Wei, and Xuejin Chen. 2025. Videorewardbench: Comprehensive evaluation of multimodal reward models for video understanding. *arXiv preprint arXiv:2509.00484*.

Xuhui Zhou, Hao Zhu, Akhila Yerukola, Thomas Davidson, Jena D. Hwang, Swabha Swayamdipta, and Maarten Sap. 2023. [COBRA frames: Contextual reasoning about effects and harms of offensive statements](#). In *Findings of the Association for Computational Linguistics: ACL 2023*, pages 6294–6315, Toronto, Canada. Association for Computational Linguistics.

Jinguo Zhu, Weiyun Wang, Zhe Chen, Zhaoyang Liu, Shenglong Ye, Lixin Gu, Hao Tian, Yuchen Duan, Weijie Su, Jie Shao, and 1 others. 2025. Internvl3: Exploring advanced training and test-time recipes for open-source multimodal models. *arXiv preprint arXiv:2504.10479*.

## A Social Inference (SI) Prompts

We provide the prompts used to evaluate the SI dimension. The prompts guide the model to answer multiple-choice questions about social interactions. Two variants of the prompt were used: one without video transcriptions ("w/o trans"), relying solely on visual cues, and one with video transcriptions ("w/ trans"), providing dialogue and temporal context.

**SI Prompts Without Transcriptions** For this variant, the model is required to select the correct answer based *solely* on the video content. The

prompt includes an in-context example to illustrate the expected format for the answer. Figure 5 presents an example of the prompt.

Given the provided video clip of a social interaction, answer the multiple-choice question.

Example from another video:

**Question:** How does the woman in black feel about the woman in the dress?

**Options:**

- A. She is interested as she looks her way.
- B. The woman in black is a fan of the Crazy Trilogy movies.
- C. She acts indifferent, but is actually attracted to her.
- D. The woman in black is annoyed by the woman in the dress.

**Correct Answer:** D

Now, please answer this question about the given video. Please provide only the letter of the answer (e.g. A, B, C, D) and nothing else:

**Question:** {Question}

**Options:**

- A. {Choice A}
- B. {Choice B}
- C. {Choice C}
- D. {Choice D}

**Correct Answer:**

Figure 5: Prompt template to evaluate the SI dimension without providing transcriptions.

**SI Prompts With Transcriptions** For this variant, the model is provided with the video and spoken content in the form of transcriptions with timestamps and speaker turns. This additional context allows the model to use dialogue cues, in addition to visual information, to answer a given question. The prompt includes an in-context example to illustrate the expected format for the answer. Figure 6 presents an example of the prompt.

Given the provided video clip of a social interaction and its transcription, answer the multiple-choice question.

Example from another video:

**Question:** How does the woman in black feel about the woman in the dress?

**Options:**

- A. She is interested as she looks her way.
- B. The woman in black is a fan of the Crazy Trilogy movies.
- C. She acts indifferent, but is actually attracted to her.
- D. The woman in black is annoyed by the woman in the dress.

**Correct Answer:** D

Now, please answer this question about the given video and the transcription. Please provide only the letter of the answer (e.g., A, B, C, D) and nothing else.

**Transcription:** {Transcription}

**Question:** {Question}

**Options:**

- A. {Choice A}
- B. {Choice B}
- C. {Choice C}
- D. {Choice D}

**Correct Answer:**

Figure 6: Prompt template to evaluate the SI dimension with transcriptions.

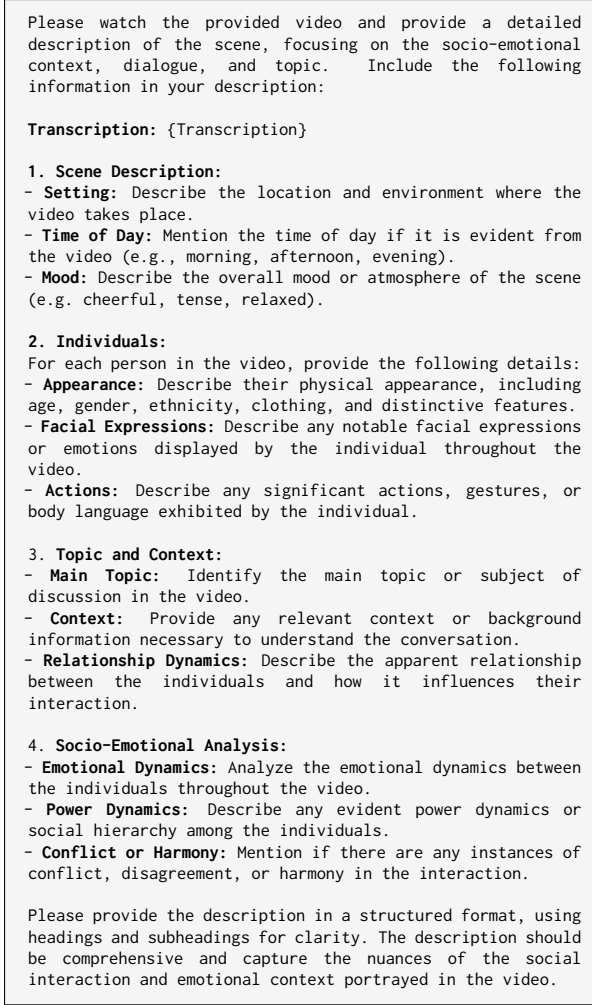


Figure 7: **Prompt template for HSA generations.** The model generates a detailed description of the video using both visual content and spoken dialogue, guided by the structured elements specified in the prompt.

## B HSA and DSA Prompts

### B.1 Holistic Social Analysis (HSA) Generations

To obtain *HSA* generations, models were provided with each video and corresponding transcription. Models were instructed to generate a description of the scene, individuals, topic/context, and socio-emotional information. The full prompt to obtain *HSA* generations for each video is in Figure 7.

### B.2 Human and MLLM Judge HSA Prompt

The prompt used for the human evaluator and MLLM judge to evaluate model generations along the *HSA* dimension is in Figure 8. The judge receives the model-generated description and the video transcription and is asked to score the response according to a structured rubric (6 items,

each rated on a Likert scale 1-5, maximum total score of 30).

### B.3 Directed Social Analysis (DSA) Generations

To obtain *DSA* generations, models were provided with each video and corresponding transcription. Given a question about the social interaction in the video, models were instructed to generate a description of the scene with relevant details necessary to answer the given question. The full prompt to obtain *DSA* generations for each video and corresponding question is in Figure 9.

### B.4 Human and MLLM Judge DSA Prompt

The prompt used for the human evaluator and MLLM Judge to evaluate model generations along the *DSA* dimension is in Figure 10. The Judge receives the model-generated response, the video transcription, and the question about the video and is asked to score the response according to a structured rubric (6 items, each rated on a Likert scale 1-5, maximum total score of 30).

## C Model Information

For *HSA* and *DSA*, model generations used default temperature settings; for *SI*, the temperature  $t$  is zero when possible and near-zero (0.0001) if model configurations required  $t$  to be a positive float. MiniCPM-v2.6, Qwen2-7B text-only base model, Qwen2-VL, Qwen2.5-VL, and Qwen2.5-Omni required near-zero temperatures. Information about standard-scale MLLMs is summarized in Table 3 to inform analysis of how training and architecture influence social understanding.

## D Power Analysis and Sample Size

For human evaluation of *HSA* and *DSA*, 20 videos were randomly sampled to ensure representation of diverse video contexts. Each MLLM processed these 20 videos and generated *HSA* and *DSA* descriptions; two human annotators rated these descriptions using a 6-criterion Likert rubric on a scale of 1-5. Human evaluation required approximately 63 hours of annotator effort, ensuring high-quality and reliable judgments. In total, the study includes 4,800 annotations (2,400 per *HSA* and *DSA* dimension). A paired t-test power analysis indicates that with  $n = 20$  videos we achieve 80% power to detect effects of approximately  $d_z \geq 0.66$ . Model *SI* performance on these 20 videos closely

Model	Video Modeling	Vid. Data	
	Strategy	PT	FT
LongVA	UniRes - extended images	No	No
Oryx-1.5	OryxVIT encoder + compression	No	Yes
LLaVA-NV.	Image-as-frames	Yes	Yes
MiniCPM-V2.6	Lightweight video encoder	No	No
Qwen2-VL	Image encoder	No	Yes
Qwen2.5-VL	Frame sequence + dynamic FPS	Yes	Yes
Qwen2.5-Omni	Video + audio encoder fusion	Yes	Yes
InternVL2	Image encoder	No	Yes
InternVL3	Video encoder w/ temporal fusion	No	Yes

Table 3: **Overview of Standard-Scale Video Language Models (7B–8B)**, comparing video-modeling strategies and the use of video data during pretraining (PT) and fine-tuning (FT). These features highlight architectural choices relevant to video understanding.

mirror performance on the full validation set (Figure 11), supporting the treatment of the sampled videos as a representative subset.

## E Inter-Annotator Agreement Analysis

To assess annotator agreement, we computed three complementary metrics: the binary F1 score, the binary agreement score, and the average absolute difference between Likert-scale ratings. To obtain binary labels, each 5-point Likert score was mapped to a binary value: scores of 3 and above were assigned as 1 (high quality), and scores of below 3 as 0 (low quality). The first two metrics capture the proportion of matching judgments based on binary labels. The binary agreement score measures the percentage of instances where both annotators assigned the same binary label, providing an indication of categorical agreement. The binary F1 score balances precision and recall to account for cases where one annotator may systematically rate higher or lower than the other, offering a more nuanced view of alignment on positive (high-quality) judgments. The third metric, the average absolute difference, measures the mean difference between annotators’ original 5-point Likert scores, reflecting how close ratings are on a continuous scale; smaller values of average absolute difference indicate higher consistency and stronger agreement.

Compared to measures such as Cohen’s Kappa or Pearson’s  $r$ , the metrics that we selected are intended to more reliably assess agreement within our annotation setup, which did not have a single consistent pair of annotators across videos. Videos were evaluated by distinct pairs of annotators.

Table 4 presents the inter-annotator agreement for both *HSA* and *DSA* dimensions. In addition to human–human consistency, we also report the agreement between human annotations and MLLM judges (Gemini-2.5-Pro, InternVL3-8B, and InternVL3-78B) to assess how closely models align with human judgments. InternVL3-78B achieves the highest alignment with human ratings, exhibiting strong binary F1 and low average absolute difference values, followed closely by InternVL3-8B. In contrast, Gemini-2.5-Pro shows comparatively lower agreement, particularly in *DSA*. Overall, these results suggest that open-source MLLMs can serve as reliable proxies for human judgments when evaluating *HSA* and *DSA*.

Table 5 presents a fine-grained analysis of inter-annotator and model–human agreement across the six evaluation criteria for *HSA* and *DSA*. The table reports binary agreement and absolute differences for each criterion, comparing human–human consistency with human–model alignment for Gemini-2.5-Pro, InternVL3-8B, and InternVL3-78B. InternVL3-78B exhibits the strongest agreement with human ratings, particularly for Scene Description, Socio-Emotional Analysis, and Relevant Context, where both binary agreement and rating consistency are highest (lower absolute difference). InternVL3-8B performs comparably well, indicating robustness even at smaller scale. In contrast, Gemini-2.5-Pro shows weaker alignment, especially in socially grounded criteria such as Individuals and Socio-Emotional Analysis.

## F Model Size Variants and Social Inference Performance

This section presents the *SI* performance of different size variants of InternVL3 and Qwen2-VL models, highlighting the impact of model scale and the inclusion of transcriptions. Table 6 reports the *SI* accuracy for each model variant both with and without transcription input. These results are also visualized in Figure 2 in the main paper.

## G Human and MLLM Evaluation Results

We performed both human and automated evaluations using Gemini-2.5-Pro, InternVL3-8B, and InternVL3-78B as MLLM judges on a subset of 20 videos. Each social understanding dimension was independently evaluated by two human annotators, and the reported human evaluation scores represent the mean across annotators, averaged over all



Comparison	Holistic Social Analysis			Directed Social Analysis		
	Binary F1 (%)	Agreement Score (%)	Avg. Abs Difference	Binary F1 (%)	Agreement Score (%)	Avg. Abs Difference
Human vs. Human	88.85	80.92	0.9933	86.69	78.58	1.1350
Human vs. Gemini-2.5-Pro	86.10 ↓	77.83 ↓	1.0375	81.99 ↓	73.75 ↓	1.1742 ↓
Human vs. InternVL3-8B	92.17	85.58	1.0433 ↓	92.36	86.75	0.8658
Human vs. InternVL3-78B	<b>92.65 ↑</b>	<b>86.58 ↑</b>	<b>0.8642 ↑</b>	<b>92.58 ↑</b>	<b>87.17 ↑</b>	<b>0.7975 ↑</b>

Table 4: **Combined Inter-Annotator Agreement for HSA and DSA Dimensions.** Binary F1 (%) quantifies overlap between annotations, Agreement Score (%) captures categorical alignment, and Average Absolute Difference (Avg. Abs) measures rating deviation. ↑ Highest and ↓ Lowest performance per metric.

Sub-Dimensions	Binary Agreement (%)				Difference (Absolute)			
	H-H	H-G	H-I8B	H-I78B	H-H	H-G	H-I8B	H-I78B
<b>HSA</b>								
Scene Desc.	85.5 ↓	87.0	<b>92.5 ↑</b>	<b>92.5 ↑</b>	0.935	0.863	0.938 ↓	<b>0.738 ↑</b>
Individuals	74.0	64.5 ↓	81.0	<b>82.5 ↑</b>	1.115	1.153	1.168 ↓	<b>0.923 ↑</b>
Topic/Context	80.5 ↓	81.0	85.5	<b>86.5 ↑</b>	1.025	1.038	1.073 ↓	<b>0.918 ↑</b>
Socio-Emotional	80.0	73.5 ↓	84.0	<b>86.0 ↑</b>	0.995	1.098 ↓	0.988	<b>0.763 ↑</b>
Answer Det.	80.0	70.0 ↓	81.0	<b>82.0 ↑</b>	0.950	1.050	1.085 ↓	<b>0.875 ↑</b>
Prompt Adher.	85.5 ↓	<b>91.0 ↑</b>	89.5	90.0	<b>0.940 ↑</b>	1.025 ↓	1.010	0.970
<b>DSA</b>								
Rel. Scene Det.	78.0 ↓	<b>88.5 ↑</b>	86.0	87.5	1.095 ↓	0.973	0.793	<b>0.708 ↑</b>
Key Individuals	77.5	67.5 ↓	<b>86.5 ↑</b>	86.0	1.150 ↓	1.120	0.820	<b>0.770 ↑</b>
Rel. Interact.	79.0	67.0 ↓	<b>88.0 ↑</b>	87.0	1.080	1.270 ↓	0.840	<b>0.810 ↑</b>
Rel. Context	79.0	71.0 ↓	86.0	<b>89.0 ↑</b>	1.145	1.243 ↓	0.868	<b>0.798 ↑</b>
Answer Det.	77.0	63.0 ↓	<b>87.0 ↑</b>	86.5	1.145	1.328 ↓	0.928	<b>0.853 ↑</b>
Prompt Adher.	81.0 ↓	85.5	<b>87.0 ↑</b>	<b>87.0 ↑</b>	1.195 ↓	1.113	0.948	<b>0.848 ↑</b>

Table 5: **Binary Agreement and Absolute Differences for HSA and DSA Sub-Dimensions.** H-H: Human–Human, H-G: Human–Gemini-2.5-Pro, H-I8B: Human–InternVL3-8B, H-I78B: Human–InternVL3-78B. ↑ Highest and ↓ Lowest performance per metric.

videos. The same set of dimensions was also evaluated by the MLLM judges to generate automated assessment scores for comparison. Table 7 presents the human and MLLM-based evaluation results for the *HSA* dimension, and Table 8 shows the corresponding results for the *DSA* dimension.

## H Bias Detection Test

To detect potential bias in MLLM judges, we conducted a bias detection test. For a subset of 20 videos, each model’s response was paired with three mismatched video outputs—responses that did not correspond to the given video. Baseline scores were computed as the average rating across these three mismatched outputs, providing a measure of the judge’s behavior on irrelevant content.

This procedure allows us to assess whether MLLM judges assign high scores due to self-preference or model bias rather than genuine content relevance. Tables 9 and 10 show the base-

line results for our three MLLM judges - Gemini-2.5-Pro, InternVL3-8B, and InternVL3-78B across both *HSA* and *DSA*.

Size	CL	Backbone	Social Inference (%)	
			w/o trans.	w/ trans.
<b>InternVL3 Size Variants</b>				
1B	32K	Qwen2.5-0.5B	50.85 ↓	53.72 ↓
2B	32K	Qwen2.5-1.5B	63.30	65.75
8B	131K	Qwen2.5-7B	67.23	73.83
9B	32k	InternLM3-8B	66.60	71.49
14B	131K	Qwen2.5-14B	70.96	75.53
38B	131K	Qwen2.5-32B	73.62 ↑	78.19
78B	131K	Qwen2.5-72B	72.77	78.72 ↑
<b>Qwen2-VL Size Variants</b>				
2B	32K	Qwen2-2B	58.09 ↓	65.21 ↓
7B	32K	Qwen2-7B	65.32	72.02
72B	32K	Qwen2-72B	73.30 ↑	79.04 ↑

Table 6: **InternVL3 and Qwen2-VL Scale Variants: SI Performance.** Scores are percentages for evaluation with and without transcription. ↑ and ↓ mark the highest and lowest values within each family.

**Task:** You are an evaluator evaluating a vision-language model's response to a video analysis prompt.

**Instructions on the evaluation:**

1. First, watch the provided video carefully to understand the actual content, context, and details
2. Read the model's response below
3. Compare the model's description against what you actually observe in the video
4. Rate the model's response using the 6 criteria and 5-point scale provided

**# Original prompt to the vision-language model STARTS here #**

Please watch the provided video and provide a detailed description of the scene, focusing on the socio-emotional context, dialogue, and topic. Include the following information in your description:

**Transcription:** {Transcription}

- 1. Scene Description:**
  - **Setting:** Describe the location and environment where the video takes place.
  - **Time of Day:** Mention the time of day if it is evident from the video (e.g., morning, afternoon, evening).
  - **Mood:** Describe the overall mood or atmosphere of the scene (e.g. cheerful, tense, relaxed).
- 2. Individuals:**

For each person in the video, provide the following details:

  - **Appearance:** Describe their physical appearance, including age, gender, ethnicity, clothing, and distinctive features.
  - **Facial Expressions:** Describe any notable facial expressions or emotions displayed by the individual throughout the video.
  - **Actions:** Describe any significant actions, gestures, or body language exhibited by the individual.
- 3. Topic and Context:**
  - **Main Topic:** Identify the main topic or subject of discussion in the video.
  - **Context:** Provide any relevant context or background information necessary to understand the conversation.
  - **Relationship Dynamics:** Describe the apparent relationship between the individuals and how it influences their interaction.
- 4. Socio-Emotional Analysis:**
  - **Emotional Dynamics:** Analyze the emotional dynamics between the individuals throughout the video.
  - **Power Dynamics:** Describe any evident power dynamics or social hierarchy among the individuals.
  - **Conflict or Harmony:** Mention if there are any instances of conflict, disagreement, or harmony in the interaction.

Please provide the description in a structured format, using headings and subheadings for clarity. The description should be comprehensive and capture the nuances of the social interaction and emotional context portrayed in the video.

**# Original prompt to the vision-language model ENDS here #**

**Original model's response to evaluate:** {Model\_response}

**Evaluation Rubric**

Each response will be rated on a five-point Likert scale across several criteria. Please follow these instructions for each video. For each response, rate it based on the following criteria:

- 1. Scene Description (1-5):** Does the response provide a good description of the setting, time of day, and mood compared to what you see in the video?
- 2. Individuals (1-5):** Does the response describe the appearance, facial expressions, and actions of the individuals accurately compared to what you see in the video?
- 3. Topic and Context (1-5):** Does the response capture the main topic and provide relevant context, including relationship dynamics compared to what you see in the video?
- 4. Socio-Emotional Analysis (1-5):** How well does the response analyze emotions, power dynamics, and conflicts or harmony in the scene compared to what you see in the video?
- 5. Answer Detail (1-5):** Is the description detailed and nuanced, offering in-depth social and emotional insights compared to what you see in the video?
- 6. Adherence to the Prompt (1-5):** Does the description follow the instructions and is the description following the answer structure provided in the prompt compared to what you see in the video?

For each of these categories, rate from 1 (Poor) to 5 (Excellent), with a total possible score of 30 points for each description, based on the instructions in the prompt.

**Rating Scale:**

- 1 (Poor):** Lacks detail or is incorrect.
- 2 (Fair):** Partially accurate but lacks depth.
- 3 (Satisfactory):** Provides adequate information, but could be improved.
- 4 (Good):** Largely accurate, with minor omissions.
- 5 (Excellent):** Comprehensive, detailed, and captures nuances perfectly.

**Required Output Format:**

```
{
  "scene_description": [score],
  "scene_description_reason": "[brief explanation comparing model response to actual video]",
  "individuals": [score],
  "individuals_reason": "[brief explanation comparing model response to actual video]",
  "topic_and_context": [score],
  "topic_and_context_reason": "[brief explanation comparing model response to actual video]",
  "socio_emotional_analysis": [score],
  "socio_emotional_analysis_reason": "[brief explanation comparing model response to actual video]",
  "answer_detail": [score],
  "answer_detail_reason": "[brief explanation of response depth and insight quality]",
  "adherence_to_prompt": [score],
  "adherence_to_prompt_reason": "[brief explanation of how well response follows requested structure]"
}
```

**IMPORTANT Remember:** Base your ratings on how well the model's response matches what you actually see and hear in the video, not on how well-written the response sounds.

**Your Output:**

Figure 8: Instructions for Humans and MLLM Judges to evaluate model generations on *HSA* sub-dimensions.



Model	Scene Desc. (5)	Individuals (5)	Topic & Context (5)	Socio-Emotional (5)	Answer Detail (5)	Prompt Adherence (5)	Total (30)
<b>Human Evaluation</b>							
LLaVA-NeXT	3.80	3.60	3.50	3.78	3.58	3.68	21.93
MiniCPM-V2.6	3.85	<b>3.63</b> ↑	3.75	<b>3.85</b> ↑	3.70	3.73	22.50
Qwen2-VL	3.98	3.45	3.45	3.25	3.53	3.78	21.43
Qwen2.5-VL	3.93	3.55	3.70	3.80	3.53	3.73	22.23
Qwen2.5-Omni	<b>2.88</b> ↓	<b>2.65</b> ↓	<b>2.55</b> ↓	<b>2.40</b> ↓	<b>2.38</b> ↓	<b>2.48</b> ↓	<b>15.33</b> ↓
InternVL2	<b>4.03</b> ↑	<b>3.63</b> ↑	<b>3.85</b> ↑	3.73	<b>3.75</b> ↑	<b>4.10</b> ↑	<b>23.08</b> ↑
InternVL3	3.73	3.50	3.58	3.70	3.58	3.80	21.88
GPT-4o	<b>3.95</b> ↓	<b>3.78</b> ↓	<b>3.85</b> ↓	4.15	<b>3.75</b> ↓	4.15	<b>23.63</b> ↓
Gemini-1.5-Pro	<b>4.20</b> ↑	3.98	<b>4.13</b> ↑	<b>4.23</b> ↑	4.20	<b>4.23</b> ↑	<b>24.95</b> ↑
Gemini-2.5-Pro	4.08	<b>4.25</b> ↑	4.00	<b>3.75</b> ↓	<b>4.42</b> ↑	<b>3.70</b> ↓	24.20
<b>MLLM-as-Judge Evaluation - Gemini-2.5-Pro</b>							
LLaVA-NeXT-Video	3.90	2.70	3.15	2.70	2.35	4.75	19.55
MiniCPM-V2.6	4.35	2.95	3.90	3.15	2.90	4.85	22.10
Qwen2-VL	3.70	2.50	3.15	2.55	2.50	<b>5.00</b> ↑	19.40
Qwen2.5-VL	4.60	<b>3.10</b> ↑	3.55	3.45	<b>3.30</b> ↑	4.90	22.90
Qwen2.5-Omni	<b>2.80</b> ↓	<b>2.10</b> ↓	<b>2.15</b> ↓	<b>1.40</b> ↓	<b>1.75</b> ↓	<b>1.90</b> ↓	<b>12.10</b> ↓
InternVL2	4.00	2.70	3.45	3.10	2.75	<b>5.00</b> ↑	21.00
InternVL3	<b>4.65</b> ↑	2.90	<b>4.15</b> ↑	<b>3.50</b> ↑	3.20	<b>5.00</b> ↑	<b>23.40</b> ↑
GPT-4o	<b>4.65</b> ↓	4.10	<b>4.65</b> ↓	<b>4.25</b> ↓	<b>4.10</b> ↓	<b>5.00</b> ↑	<b>26.75</b> ↓
Gemini-1.5-Pro	4.80	<b>3.90</b> ↓	4.50	4.50	4.35	<b>5.00</b> ↑	27.05
Gemini-2.5-Pro	<b>5.00</b> ↑	<b>4.95</b> ↑	<b>5.00</b> ↑	<b>5.00</b> ↑	<b>5.00</b> ↑	<b>5.00</b> ↑	<b>29.95</b> ↑
<b>MLLM-as-Judge Evaluation - InternVL3-8B</b>							
Model	Scene Desc. (5)	Individuals (5)	Topic & Context (5)	Socio-Emotional (5)	Answer Detail (5)	Adherence (5)	Total (30)
<b>MLLM-as-Judge Evaluation - InternVL3-8B</b>							
LLaVA-NeXT-Video	4.60	4.55	4.60	4.50	4.30	4.60	27.15
MiniCPM-V2.6	4.95	4.95	4.95	4.95	4.95	4.95	29.70
Qwen2-VL	4.45	4.45	4.45	4.40	4.05	4.45	26.25
Qwen2.5-VL	4.90	4.90	4.90	4.90	4.90	4.90	29.40
Qwen2.5-Omni	<b>3.95</b> ↓	<b>3.80</b> ↓	<b>3.55</b> ↓	<b>3.30</b> ↓	<b>3.15</b> ↓	<b>3.80</b> ↓	<b>21.55</b> ↓
InternVL2	4.70	4.65	4.65	4.65	4.40	4.65	27.70
InternVL3	<b>5.00</b> ↑	<b>5.00</b> ↑	<b>5.00</b> ↑	<b>5.00</b> ↑	<b>5.00</b> ↑	<b>5.00</b> ↑	<b>30.00</b> ↑
GPT-4o	<b>4.95</b> ↓	<b>4.95</b> ↓	<b>4.95</b> ↓	<b>4.95</b> ↓	<b>4.95</b> ↓	<b>5.00</b> ↑	<b>29.75</b> ↓
Gemini-1.5-Pro	<b>5.00</b> ↑	<b>5.00</b> ↑	<b>5.00</b> ↑	<b>5.00</b> ↑	<b>5.00</b> ↑	<b>5.00</b> ↑	<b>30.00</b> ↑
Gemini-2.5-Pro	<b>5.00</b> ↑	<b>5.00</b> ↑	<b>5.00</b> ↑	<b>5.00</b> ↑	<b>5.00</b> ↑	<b>5.00</b> ↑	<b>30.00</b> ↑
<b>MLLM-as-Judge Evaluation - InternVL3-78B</b>							
LLaVA-NeXT-Video	4.25	4.05	4.30	4.05	3.90	4.65	25.20
MiniCPM-V2.6	4.50	4.45	4.70	4.40	4.40	4.95	27.40
Qwen2-VL	4.15	3.75	4.25	3.95	3.80	4.50	24.40
Qwen2.5-VL	4.40	4.40	4.45	4.35	4.35	4.90	26.85
Qwen2.5-Omni	<b>3.70</b> ↓	<b>3.30</b> ↓	<b>3.25</b> ↓	<b>2.75</b> ↓	<b>3.00</b> ↓	<b>3.50</b> ↓	<b>19.50</b> ↓
InternVL2	4.20	4.00	4.35	4.10	4.05	4.65	25.35
InternVL3	<b>4.70</b> ↑	<b>4.65</b> ↑	<b>4.90</b> ↑	<b>4.75</b> ↑	<b>4.65</b> ↑	<b>5.00</b> ↑	<b>28.65</b> ↑
GPT-4o	<b>4.55</b> ↓	<b>4.55</b> ↓	<b>4.70</b> ↓	<b>4.60</b> ↓	<b>4.60</b> ↓	<b>5.00</b> ↑	<b>28.00</b> ↓
Gemini-1.5-Pro	4.60	4.60	4.85	4.65	4.65	<b>5.00</b> ↑	28.35
Gemini-2.5-Pro	<b>4.95</b> ↑	<b>4.95</b> ↑	<b>5.00</b> ↑	<b>5.00</b> ↑	<b>5.00</b> ↑	<b>5.00</b> ↑	<b>29.90</b> ↑

Table 7: **Holistic Social Analysis: Model Performance Comparison**

Average human evaluation scores across 6 sub-dimensions. ↑ Highest and ↓ Lowest scores are highlighted.

Model	Relevant Scene Details (5)	Key Individuals (5)	Relevant Interactions (5)	Relevant Context (5)	Answer Detail (5)	Prompt Adher. (5)	Total (30)
<b>Human Evaluation</b>							
LLaVA-NeXT	3.63	3.75	3.73	3.65	3.40	3.48	21.63
MiniCPM-V2.6	3.98	3.88	3.88	3.98	3.80	3.80	23.30
Qwen2-VL	3.60	3.60	3.43	3.70	3.28	3.58	21.18
Qwen2.5-VL	4.03	3.60	3.83	3.78	3.90	3.95	23.08
Qwen2.5-Omni	1.48 ↓	1.55 ↓	1.58 ↓	1.63 ↓	1.65 ↓	1.75 ↓	9.63 ↓
InternVL2	3.63	3.33	3.48	3.45	3.18	3.23	20.28
InternVL3	4.13 ↑	4.10 ↑	3.90 ↑	4.10 ↑	3.93 ↑	4.13 ↑	24.28 ↑
GPT-4o	4.10	4.10 ↑	4.25	4.05 ↓	4.03	4.13 ↑	24.65
Gemini-1.5-Pro	4.13 ↑	4.03	4.05 ↓	4.15	4.00 ↓	4.08 ↓	24.43 ↓
Gemini-2.5-Pro	4.00 ↓	4.00 ↓	4.42 ↑	4.17 ↑	4.17 ↑	4.10	24.85 ↑
<b>MLLM-as-Judge Evaluation - Gemini-2.5-Pro</b>							
LLaVA-NeXT-Video	3.90	2.95	2.20	2.35	1.95	4.05	17.40
MiniCPM-V2.6	4.55	3.35	3.05	4.15 ↑	3.00	4.90	23.00
Qwen2-VL	3.20	2.30	2.10	2.20	2.00	3.70	15.50
Qwen2.5-VL	4.65 ↑	3.15	3.25 ↑	3.95	3.05	5.00 ↑	23.05
Qwen2.5-Omni	1.10 ↓	1.20 ↓	1.05 ↓	1.05 ↓	1.25 ↓	1.00 ↓	6.65 ↓
InternVL2	2.95	2.05	1.85	2.20	1.75	4.05	14.85
InternVL3	4.60	3.75 ↑	3.20	3.80	3.05 ↑	4.90	23.30 ↑
GPT-4o	4.90	4.75	4.30	4.60	4.35	5.00 ↑	27.90
Gemini-1.5-Pro	4.80 ↓	3.85 ↓	3.85 ↓	4.55 ↓	4.15 ↓	4.80 ↓	26.00 ↓
Gemini-2.5-Pro	4.95 ↑	5.00 ↑	4.80 ↑	4.90 ↑	4.90 ↑	4.95	29.50 ↑
<b>MLLM-as-Judge Evaluation - InternVL3-8B</b>							
Model	Rel. Scene Det. (5)	Key Individuals (5)	Rel. Interactions (5)	Rel. Context (5)	Answer Det. (5)	Prompt Adher. (5)	Total (30)
<b>MLLM-as-Judge Evaluation - InternVL3-8B</b>							
LLaVA-NeXT	4.40	4.35	4.20	4.25	4.10	4.60	25.90
MiniCPM-V2.6	4.60	4.60	4.45	4.60	4.50	4.75	27.50
Qwen2-VL	3.90	3.95	3.70	3.65	3.65	4.35	23.20
Qwen2.5-VL	4.65	4.65	4.55	4.65	4.60	4.80 ↑	27.90
Qwen2.5-Omni	2.70 ↓	2.50 ↓	1.85 ↓	1.95 ↓	1.80 ↓	2.10 ↓	12.90 ↓
InternVL2	3.80	3.70	3.10	3.55	3.40	3.85	21.40
InternVL3	4.75 ↑	4.75 ↑	4.65 ↑	4.75 ↑	4.65 ↑	4.80 ↑	28.35 ↑
GPT-4o	4.70	4.70	4.65 ↑	4.70	4.70	4.95 ↑	28.40
Gemini-1.5-Pro	4.20 ↓	4.20 ↓	4.00 ↓	4.00 ↓	4.15 ↓	4.55 ↓	25.10 ↓
Gemini-2.5-Pro	4.80 ↑	4.85 ↑	4.65 ↑	4.80 ↑	4.80 ↑	4.85	28.75 ↑
<b>MLLM-as-Judge Evaluation - InternVL3-78B</b>							
LLaVA-NeXT	4.25	4.20	3.95	4.15	4.00	4.40	24.95
MiniCPM-V2.6	4.35	4.30	4.15	4.35	4.30	4.60	26.05
Qwen2-VL	3.80	3.65	3.40	3.60	3.40	3.95	21.80
Qwen2.5-VL	4.45	4.45	4.10	4.50	4.25	4.60	26.35
Qwen2.5-Omni	1.90 ↓	2.00 ↓	1.80 ↓	1.80 ↓	1.90 ↓	1.95 ↓	11.35 ↓
InternVL2	3.65	3.45	3.15	3.50	3.20	3.80	20.75
InternVL3	4.65 ↑	4.60 ↑	4.45 ↑	4.60 ↑	4.50 ↑	4.80 ↑	27.60 ↑
GPT-4o	4.45	4.45	4.35	4.50	4.45	4.80 ↑	27.00
Gemini-1.5-Pro	4.10 ↓	4.10 ↓	3.90 ↓	4.00 ↓	4.10 ↓	4.20 ↓	24.40 ↓
Gemini-2.5-Pro	4.60 ↑	4.70 ↑	4.60 ↑	4.70 ↑	4.70 ↑	4.70	28.00 ↑

Table 8: **Directed Social Analysis: Model Performance Comparison**

Average human evaluation scores across 6 sub-dimensions. ↑ Highest and ↓ Lowest scores are highlighted.

Model	Scene Desc. (5)	Individuals (5)	Topic & Context (5)	Socio-Emotional (5)	Answer Detail (5)	Prompt Adherence (5)	Total (30)
<b>Baseline Scores – MLLM-as-Judge (Gemini-2.5-Pro)</b>							
LLaVA-NeXT-Video	1.05	1.00	1.02	1.07	1.00	4.55	9.69
MiniCPM-V2.6	1.08	1.00	1.00	1.05	1.00	4.67	9.80
Qwen2-VL	1.07	1.00	1.02	1.10	1.00	4.93	10.12
Qwen2.5-VL	1.03	1.00	1.00	1.08	1.00	4.52	9.63
Qwen2.5-Omni	1.00	1.00	1.00	1.00	1.00	1.77	6.77
InternVL2	1.05	1.00	1.00	1.07	1.00	4.77	9.89
InternVL3	1.02	1.00	1.02	1.05	1.00	4.80	9.89
GPT-4o	1.02	1.00	1.00	1.05	1.00	4.65	9.72
Gemini-1.5-Pro	1.00	1.00	1.00	1.03	1.00	4.50	9.53
Gemini-2.5-Pro	1.00	1.00	1.00	1.00	1.00	4.33	9.33
<b>Baseline Scores – MLLM-as-Judge (InternVL3-8B)</b>							
LLaVA-NeXT-Video	1.55	1.28	1.25	1.25	1.23	1.18	7.74
MiniCPM-V2.6	1.82	1.58	1.45	1.43	1.43	1.28	8.99
Qwen2-VL	1.75	1.40	1.25	1.23	1.20	1.10	7.93
Qwen2.5-VL	1.78	1.65	1.33	1.33	1.25	1.15	8.49
Qwen2.5-Omni	1.65	1.45	1.27	1.23	1.17	1.03	7.80
InternVL2	1.83	1.55	1.45	1.43	1.37	1.18	8.81
InternVL3	1.92	1.80	1.47	1.47	1.42	1.17	9.25
GPT-4o	1.88	1.68	1.42	1.42	1.28	1.12	8.80
Gemini-1.5-Pro	1.65	1.45	1.32	1.32	1.28	1.05	8.07
Gemini-2.5-Pro	1.53	1.27	1.17	1.17	1.15	1.07	7.36
<b>Baseline Scores – MLLM-as-Judge (InternVL3-78B)</b>							
LLaVA-NeXT-Video	1.23	1.15	1.23	1.22	1.23	1.27	7.33
MiniCPM-V2.6	1.42	1.35	1.40	1.38	1.40	1.42	8.37
Qwen2-VL	1.40	1.30	1.40	1.38	1.38	1.45	8.31
Qwen2.5-VL	1.35	1.30	1.33	1.28	1.33	1.33	7.92
Qwen2.5-Omni	1.13	1.07	1.05	1.05	1.08	1.12	6.50
InternVL2	1.42	1.30	1.42	1.38	1.38	1.48	8.38
InternVL3	1.35	1.30	1.30	1.28	1.33	1.35	7.91
GPT-4o	1.35	1.32	1.35	1.33	1.33	1.37	8.05
Gemini-1.5-Pro	1.30	1.25	1.33	1.28	1.30	1.33	7.79
Gemini-2.5-Pro	1.18	1.17	1.22	1.18	1.18	1.20	7.13

Table 9: **Baseline Scores Across Models for Holistic Social Analysis with MLLM-as-Judge**  
Baseline scores from MLLM-as-Judge evaluations with Gemini-2.5-Pro, InternVL3-8B, and InternVL3-78B.

Model	Relevant Scene Det. (5)	Key Individuals (5)	Relevant Interactions (5)	Relevant Context (5)	Answer Det. (5)	Prompt Adherence (5)	Total (30)
<b>Baseline Scores – MLLM-as-Judge (Gemini-2.5-Pro)</b>							
LLaVA-NeXT-Video	1.07	1.02	1.03	1.00	1.02	1.92	7.06
MiniCPM-V2.6	1.07	1.00	1.00	1.00	1.00	2.22	7.29
Qwen2-VL	1.05	1.00	1.02	1.00	1.00	2.10	7.17
Qwen2.5-VL	1.00	1.00	1.00	1.00	1.00	2.11	7.11
Qwen2.5-Omni	1.00	1.00	1.00	1.00	1.00	1.00	6.00
InternVL2	1.00	1.00	1.00	1.00	1.00	2.80	7.80
InternVL3	1.00	1.00	1.00	1.00	1.00	1.96	6.96
GPT-4o	1.00	1.00	1.00	1.00	1.00	1.93	6.93
Gemini-1.5-Pro	1.00	1.00	1.00	1.00	1.00	1.27	6.27
Gemini-2.5-Pro	1.00	1.00	1.00	1.00	1.00	1.21	6.21
<b>Baseline Scores – MLLM-as-Judge (InternVL3-8B)</b>							
LLaVA-NeXT-Video	1.42	1.33	1.08	1.03	1.03	1.05	6.94
MiniCPM-V2.6	1.50	1.43	1.10	1.03	1.02	1.03	7.11
Qwen2-VL	1.38	1.30	1.07	1.07	1.00	1.00	6.82
Qwen2.5-VL	1.58	1.53	1.22	1.10	1.05	1.07	7.55
Qwen2.5-Omni	1.87	1.57	1.10	1.15	1.10	1.17	7.96
InternVL2	1.68	1.58	1.10	1.03	1.02	1.02	7.43
InternVL3	1.42	1.33	1.08	1.03	1.02	1.03	6.91
GPT-4o	1.28	1.22	1.10	1.07	1.05	1.03	6.75
Gemini-1.5-Pro	1.28	1.27	1.07	1.02	1.02	1.02	6.68
Gemini-2.5-Pro	1.20	1.07	1.05	1.02	1.02	1.02	6.38
<b>Baseline Scores – MLLM-as-Judge (InternVL3-78B)</b>							
LLaVA-NeXT-Video	1.13	1.13	1.13	1.13	1.13	1.15	6.80
MiniCPM-V2.6	1.30	1.25	1.23	1.23	1.23	1.28	7.52
Qwen2-VL	1.07	1.07	1.07	1.07	1.07	1.07	6.42
Qwen2.5-VL	1.15	1.15	1.15	1.15	1.15	1.15	6.90
Qwen2.5-Omni	1.15	1.13	1.10	1.15	1.12	1.15	6.80
InternVL2	1.32	1.30	1.28	1.28	1.28	1.30	7.76
InternVL3	1.23	1.23	1.23	1.23	1.23	1.23	7.38
GPT-4o	1.18	1.17	1.15	1.17	1.17	1.18	7.02
Gemini-1.5-Pro	1.07	1.08	1.08	1.07	1.08	1.08	6.46
Gemini-2.5-Pro	1.13	1.13	1.13	1.13	1.13	1.13	6.78

Table 10: **Baseline Scores Across Models for Directed Social Analysis with MLLM-as-Judge.** Baseline scores from MLLM-as-Judge evaluations with Gemini, InternVL3-8B, and InternVL3-78B.



Please watch the provided video and generate a description that helps answer the given question. In your description, focus on the elements of the video that are most relevant to answering the question. Include the following information:

**Transcription:** {Transcription}

**1. Relevant Scene Details:**

- **Setting:** Describe the location and environment relevant to the question.
- **Time of Day:** Mention the time of day if it's pertinent to the question.
- **Objects or Elements:** Describe any objects, props, or visual elements that are crucial to answering the question.

**2. Key Individuals:**

For each person in the video who is relevant to the question, provide the following details:

- **Appearance:** Describe their physical appearance, focusing on aspects that relate to the question.
- **Actions:** Describe any actions, gestures, or body language that are significant in the context of the question.

**3. Relevant Interactions:**

- Describe any interactions between individuals that are pertinent to answering the question.
- Analyze the nature and significance of these interactions in relation to the question.

**4. Relevant Context:**

- Provide any background information or context from the video that is necessary to understand and answer the question.
- Explain how this context relates to the question and contributes to the answer.

Please structure your description using headings and subheadings to clearly organize the information. Ensure that the description focuses on the aspects of the video that are most relevant to answering the following question.

**Question:** {Question}

Figure 9: **Prompt template for DSA generations.** The model generates a detailed description of relevant information in the video, guided by the structured elements specified in the prompt.

**Task:** You are an evaluator evaluating a vision-language model's response to a video analysis prompt.

**Instructions on the evaluation:**

1. First, watch the provided video carefully to understand the actual content, context, and details
2. Read the model's response below
3. Compare the model's description against what you actually observe in the video
4. Rate the model's response using the 6 criteria and 5-point scale provided

**# Original prompt to the vision-language model STARTS here #**

Please watch the provided video and generate a description that helps answer the given question. In your description, focus on the elements of the video that are most relevant to answering the question. Include the following information:

**Transcription:** {Transcription}

1. **Relevant Scene Details:**
  - **Setting:** Describe the location and environment relevant to the question.
  - **Time of Day:** Mention the time of day if it's pertinent to the question.
  - **Objects or Elements:** Describe any objects, props, or visual elements that are crucial to answering the question.
2. **Key Individuals:**

For each person in the video who is relevant to the question, provide the following details:

  - **Appearance:** Describe their physical appearance, focusing on aspects that relate to the question.
  - **Actions:** Describe any actions, gestures, or body language that are significant in the context of the question.
3. **Relevant Interactions:**
  - Describe any interactions between individuals that are pertinent to answering the question.
  - Analyze the nature and significance of these interactions in relation to the question.
4. **Relevant Context:**
  - Provide any background information or context from the video that is necessary to understand and answer the question.
  - Explain how this context relates to the question and contributes to the answer.

Please structure your description using headings and subheadings to clearly organize the information. Ensure that the description focuses on the aspects of the video that are most relevant to answering the following question.

**Question:** {Question}

**# Original prompt to the vision-language model ENDS here #**

**Original model's response to evaluate:** {Model\_response}

**Evaluation Rubric**

Each response will be rated on a five-point Likert scale across several criteria. Please follow these instructions for each video. For each answer, rate it based on the following criteria:

1. **Relevant Scene Details (1-5):** Does the answer accurately describe the setting, time of day, and any objects that are crucial for answering the question compared to what you see in the video?
2. **Key Individuals (1-5):** Does the answer provide detailed and relevant descriptions of the individuals' appearance, actions, and gestures that are significant to the question compared to what you see in the video?
3. **Relevant Interactions (1-5):** Does the answer capture and analyze the interactions between individuals that are most pertinent to answering the question compared to what you see in the video?
4. **Relevant Context (1-5):** Does the answer include necessary background or contextual information from the video that contributes to answering the question compared to what you see in the video?
5. **Answer Detail (1-5):** Is the answer detailed and nuanced, offering in-depth social and emotional insights compared to what you see in the video?
6. **Adherence to the Prompt (1-5):** Does the answer follow the instructions and is the answer following the stucture provided in the prompt compared to what you see in the video?

For each of these categories, rate from 1 (Poor) to 5 (Excellent), with a total possible score of 30 points for each description, based on the instructions in the prompt.

**Rating Scale:**

- 1 (Poor): Lacks detail or is incorrect.
- 2 (Fair): Partially accurate but lacks depth.
- 3 (Satisfactory): Provides adequate information, but could be improved.
- 4 (Good): Largely accurate, with minor omissions.
- 5 (Excellent): Comprehensive, detailed, and captures nuances perfectly.

**Required Output Format:**

```
{
  "relevant_scene_details": [score],
  "relevant_scene_details_reason": "[brief explanation comparing model's scene description to actual video setting, time, and objects]",
  "key_individuals": [score],
  "key_individuals_reason": "[brief explanation comparing model's individual descriptions to actual people in video]",
  "relevant_interactions": [score],
  "relevant_interactions_reason": "[brief explanation comparing model's interaction analysis to actual interactions in video]",
  "relevant_context": [score],
  "relevant_context_reason": "[brief explanation comparing model's contextual information to actual video context]",
  "answer_detail": [score],
  "answer_detail_reason": "[brief explanation of response depth and insight quality compared to video content]",
  "adherence_to_prompt": [score],
  "adherence_to_prompt_reason": "[brief explanation of how well response follows requested structure and instructions]"
}
```

**IMPORTANT Remember:** Base your ratings on how well the model's response matches what you actually see and hear in the video, not on how well-written the response sounds.

**Your Output:**

Figure 10: Instructions for Humans and MLLM Judges to evaluate model generations on *DSA* sub-dimensions.

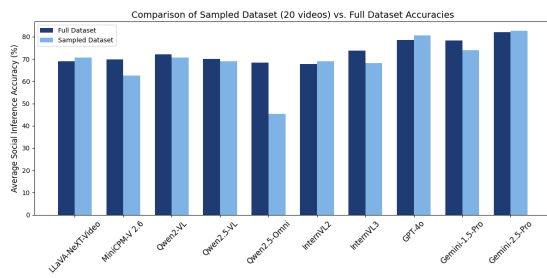


Figure 11: **Model *SI* Performance on Sampled Set vs Full Dataset.** Performance of MLLMs on the randomly sampled subset of 20 videos and the full validation dataset.