

Rewarding How Models Think Pedagogically: Integrating Pedagogical Reasoning and Thinking Rewards for LLMs in Education

Unggi Lee^{1†}, Jiyeong Bae², Jaehyeon Park³, Haeun Park⁴, Taejun Park³
Younghoon Jeon⁵, Sungmin Cho², Junbo Koh³, Yeil Jeong^{6†} and Gyeonggeon Lee^{7†}

¹Chosun University ²Korea University ³Seoul National University

⁴Korea Institute for Curriculum and Evaluation ⁵Upstage

⁶Indiana University Bloomington ⁷Nanyang Technological University

Corresponding Authors (†, contact emails): codingchild@korea.ac.kr, gyeonggeon.lee@nie.edu.sg

Abstract

Large language models (LLMs) are increasingly deployed as intelligent tutoring systems, yet research on optimizing LLMs specifically for educational contexts remains limited. Recent works have proposed reinforcement learning approaches for training LLM tutors, but these methods focus solely on optimizing visible responses while neglecting the model’s internal thinking process. We introduce PedagogicalRL-Thinking, a framework that extends pedagogical alignment to reasoning LLMs in education through two novel approaches: (1) Pedagogical Reasoning Prompting, which guides internal reasoning using domain-specific educational theory rather than generic instructions; and (2) Thinking Reward, which explicitly evaluates and reinforces the pedagogical quality of the model’s reasoning traces. Our experiments reveal that domain-specific, theory-grounded prompting outperforms generic prompting, and that Thinking Reward is most effective when combined with pedagogical prompting. Furthermore, models trained only on mathematics tutoring dialogues show improved performance on educational benchmarks not seen during training, while preserving the base model’s factual knowledge. Our quantitative and qualitative analyses reveal that pedagogical thinking reward produces systematic reasoning trace changes, with increased pedagogical reasoning and more structured instructional decision-making in the tutor’s thinking process.

jective, typically next-token prediction (e.g., answer), and the educational goal of fostering student understanding through scaffolded guidance (e.g., process).

Recent work has begun addressing this challenge through reinforcement learning (RL) approaches. Notably, PedagogicalRL [Dinucu-Jianu *et al.*, 2025a] formulates tutoring as an RL problem with rewards for solution correctness and pedagogical quality [Dinucu-Jianu *et al.*, 2025b; Lee *et al.*, 2025]. However, such approaches still focus exclusively on the *visible response*, the text presented to students, while ignoring the model’s internal *thinking process*. This limitation is particularly notable given the emergence of reasoning-specialized LLMs [DeepSeek-AI, 2025] that explicitly generate intermediate reasoning traces before producing final responses.

This paper addresses a central research question: Can applying pedagogical rewards to the thinking process, in addition to visible responses, improve LLM tutor performance? We hypothesize that rewarding pedagogically appropriate reasoning, not just pedagogically appropriate outputs, will produce tutors that more consistently guide students without revealing answers.

We introduce PedagogicalRL-Thinking¹, a framework that extends pedagogical reinforcement learning to the thinking phase of reasoning LLMs (Figure 1). Our approach integrates two complementary components: (1) Pedagogical Reasoning Prompting, which replaces generic tutoring instructions with domain-specific prompts grounded in mathematics education theory (Polya’s four-step problem-solving framework [Polya, 1945]); and (2) Thinking Reward, an LLM-based evaluation of the pedagogical quality of reasoning traces, providing explicit training signal for the thinking process.

1 Introduction

Large language models (LLMs) are increasingly deployed as intelligent tutoring systems, offering scalable one-on-one educational support across diverse subject domains [Kasneci *et al.*, 2023; Roll and Wylie, 2016]. However, a fundamental challenge persists: LLM tutors often provide direct answers rather than guiding students through the problem-solving process, undermining the pedagogical value of the interaction [MacNeil *et al.*, 2023; Tack *et al.*, 2023]. This tendency reflects a misalignment between the model’s optimization ob-

1.1 Contributions

We evaluate PedagogicalRL-Thinking across five experimental conditions that systematically ablate thinking capability, Pedagogical Reasoning Prompting, and Thinking Reward. Our main contributions are:

- We present the first application of pedagogical rewards to the internal thinking process of reasoning LLMs,

¹https://anonymous.4open.science/r/pedagogical_reasoning_submission-2787/README.md

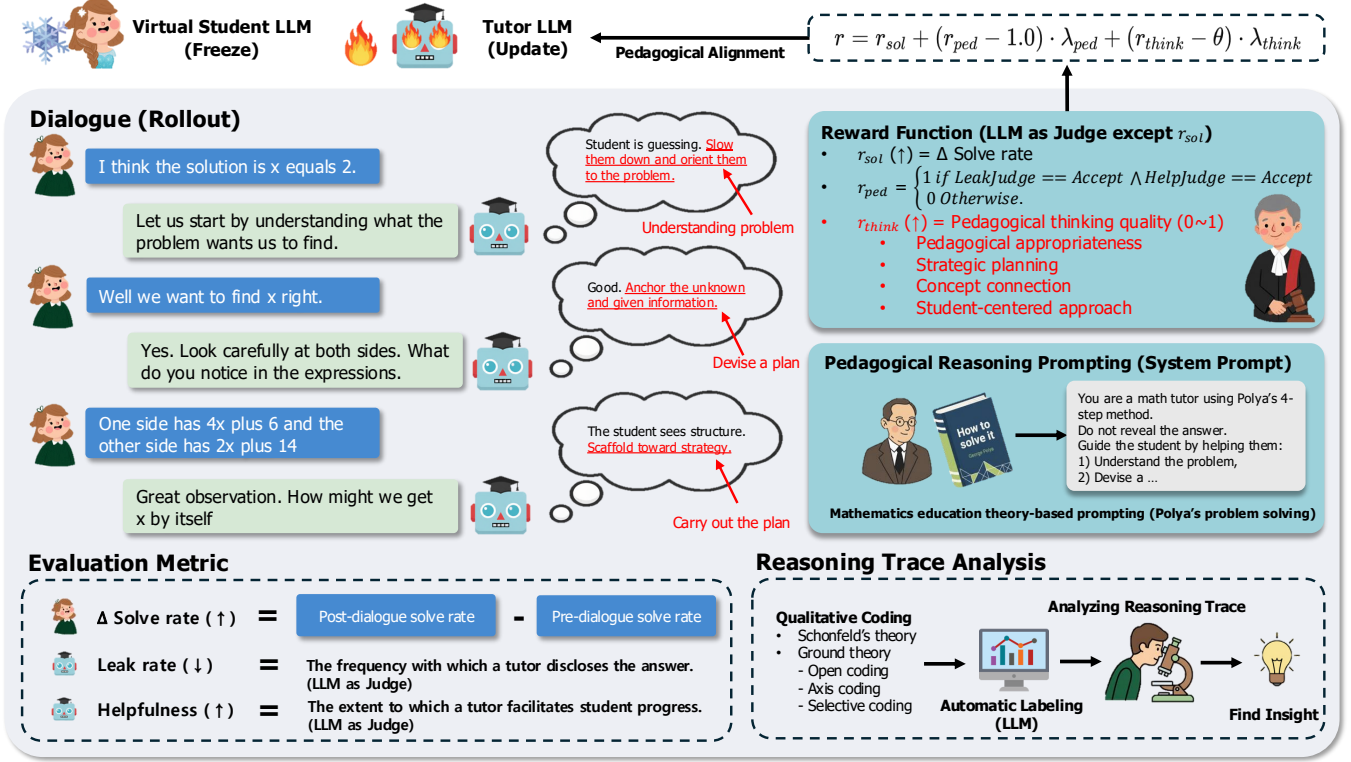


Figure 1: Overview of PedagogicalRL-Thinking. A frozen virtual student LLM interacts with an updatable tutor LLM through multi-turn dialogues. Our framework integrates two components. (1) Pedagogical Reasoning Prompting guides the tutor’s internal reasoning using Polya’s four-step problem-solving method. (2) Thinking Reward explicitly evaluates the pedagogical quality of reasoning traces (r_{think}). The composite reward function combines solve rate improvement (r_{sol}), pedagogical appropriateness (r_{ped}), and thinking quality (r_{think}). We evaluate tutors on Δ solve rate, leak rate, and helpfulness, and analyze reasoning traces through qualitative coding.

demonstrating that rewarding *how* models think, not just what they output, improves educational outcomes.

- We demonstrate that domain-specific, theory-grounded prompting outperforms general prompting for educational tasks. Our Pedagogical Reasoning Prompting, based on Polya’s problem-solving method, significantly improves both thinking quality and visible response quality compared to generic tutoring instructions.
- We show that dialogue-based RL training yields out-of-distribution generalization to educational benchmarks not seen during training, while preserving the base model’s factual knowledge.
- We provide a comprehensive qualitative analysis framework using an 82-code educational codebook, revealing systematic differences in tutoring behavior across conditions with statistical validation.

2 Method

2.1 Problem Formulation

We formulate LLM tutoring as a Markov Decision Process (MDP) where the tutor interacts with a student over multiple dialogue turns. At each turn t , the state s_t comprises the dialogue history including the math problem, all previous student messages, and tutor responses. The action a_t

is the tutor’s response, consisting of a thinking component a_t^{think} enclosed in `<think>` tags and a visible component $a_t^{visible}$ shown to the student. The reward r_t is a composite signal evaluating solution correctness, pedagogical quality, and thinking quality. The objective is to learn a policy π_θ that maximizes expected cumulative reward while maintaining pedagogically appropriate behavior.

2.2 Base Models

We employ two base models depending on the experimental condition. For all thinking-enabled conditions, we use DeepSeek-R1-0528-Qwen3-8B (hereafter referred to as Qwen3-8B), a reasoning-specialized model that naturally generates thinking traces within `<think>` tags. We selected this model because it demonstrated superior thinking quality and controllable reasoning budget in our preliminary experiments. For the NoThink baseline condition, we use Qwen-2.5-7B, a standard instruction-tuned model without explicit thinking capability.

2.3 Pedagogical Reasoning Prompting

Pedagogical Reasoning Prompting is grounded in Polya’s four-step problem-solving method [Polya, 1945], instructing the tutor to guide students through: (1) understanding the problem, (2) devising a plan, (3) carrying out the plan, and

(4) looking back. For example: “Guide the student by helping them understand the problem, devise a plan, carry out the plan step by step, and verify whether the answer makes sense.” The full prompts are provided in Appendix A.

2.4 Reward Design

Our reward function consists of three components, each addressing a distinct aspect of tutoring quality.

For solution correctness (r_{sol}), following [Dinucu-Jianu *et al.*, 2025a], we evaluate whether the tutoring dialogue improves the student’s problem-solving ability. After the dialogue concludes, the student model attempts the problem $K = 8$ times, and we compute the average success rate as r_{sol} .

For pedagogical quality (r_{ped}), we employ two LLM-based judges (GPT-4o-mini) to assess pedagogical appropriateness. The Leak Judge determines whether the tutor revealed the answer or solution steps that the student should discover independently. The Help Judge assesses whether the tutor’s response provides meaningful educational guidance. We set $r_{\text{ped}} = 1.0$ if both judges accept the response, and $r_{\text{ped}} = 0.0$ otherwise.

For thinking quality (r_{think}), our key contribution is explicitly rewarding the thinking process. An LLM judge (GPT-4o-mini) evaluates the content within `<think>` tags for pedagogical appropriateness of reasoning, consideration of student understanding, and metacognitive awareness in planning responses. The score $r_{\text{think}} \in [0, 1]$ reflects the overall pedagogical quality of the thinking trace.

The composite reward combines all components:

$$r = r_{\text{sol}} + (r_{\text{ped}} - 1.0) \cdot \lambda_{\text{ped}} + (r_{\text{think}} - \theta) \cdot \lambda_{\text{think}} \quad (1)$$

where $\lambda_{\text{ped}} = 0.75$ penalizes pedagogically inappropriate responses, $\lambda_{\text{think}} = 0.3$ weights the thinking reward, and $\theta = 0.6$ sets the thinking quality threshold.

2.5 Experimental Conditions

We design five conditions to ablate the contributions of thinking, pedagogical prompting, and thinking rewards. *NoThink* (no thinking capability) serves as a baseline using Qwen-2.5-7B. *Think NoReward* and *Think Reward* (thinking enabled with and without thinking reward) use DeepSeek-R1-Qwen3-8B with standard prompting. *Ped. Think NoReward* and *Ped. Think Reward* (pedagogical prompting with thinking) investigate the combined effect of pedagogical instruction and thinking rewards.

2.6 Training Algorithm

We use Group Relative Policy Optimization (GRPO) [Shao *et al.*, 2024] implemented in the veRL framework. GRPO computes advantages by comparing outcomes within groups of sampled responses, avoiding the need for a separate value model. For each training step, we sample a batch of 16 problems, generating 8 complete dialogue rollouts per problem for a total of 128 rollouts per batch. Each dialogue is limited to a maximum of 16 turns. Training uses 4 GPUs with hyperparameters detailed in Appendix C.

2.7 Evaluation

We evaluate tutor performance using three metrics. *Delta Solve Rate* (Δ Solve) measures the improvement in student problem-solving success after tutoring, computed as the difference between post-dialogue and pre-dialogue solve rates with $K = 8$ attempts. *Leak Rate* quantifies the proportion of tutor responses that reveal the answer or key solution steps, assessed by GPT-4o-mini. *Helpful Rate* measures the proportion of responses judged as providing meaningful educational guidance, also assessed by GPT-4o-mini.

To assess whether dialogue-based RL affects general knowledge, we additionally evaluate on the Well-balanced Educational Benchmark (WBEB), which covers subject knowledge, pedagogical knowledge, essay scoring, and teacher decision-making. WBEB tasks are evaluated using multiple-choice question accuracy.

3 Experiments

3.1 Experimental Setup

We use BigMath [Albalak *et al.*, 2025] for training and evaluation, a large-scale mathematics problem dataset spanning arithmetic, algebra, and word problems. Following prior work [Dinucu-Jianu *et al.*, 2025a; Dinucu-Jianu *et al.*, 2025b], we employ Llama-3.1-8B-Instruct as a student simulator that interacts with the tutor model during training and evaluation. The simulator is prompted to behave as a student learning mathematics.

For data selection, we filter problems based on student model solve rate following [Dinucu-Jianu *et al.*, 2025b]. We select problems where Llama-3.1-8B-Instruct achieves a solve rate between 1% and 60%, ensuring problems are neither trivially easy nor impossibly difficult for meaningful tutoring. This yields 10,000 problems for training and 500 problems for evaluation.

We evaluate tutor performance using three metrics: (1) Delta Solve Rate (Δ Solve), the improvement in student problem-solving success rate after tutoring compared to before, computed as the difference between post-dialogue and pre-dialogue solve rates with $K = 8$ student attempts; (2) Leak Rate, the proportion of tutor responses that reveal the answer or key solution steps, assessed by GPT-4o-mini; and (3) Helpful Rate, the proportion of responses judged as providing meaningful educational guidance by GPT-4o-mini.

3.2 Performance

Table 1 presents the performance results across all experimental conditions, including frontier models for comparison. Ped. Think Reward achieves the best performance among our trained models across all three metrics: highest Delta Solve Rate (0.294), lowest Leak Rate (0.172), and highest Helpful Rate (0.776).

The results reveal several key findings. First, enabling thinking dramatically improves performance: comparing NoThink to Think NoReward, we observe a +134% improvement in Delta Solve Rate ($0.120 \rightarrow 0.281$) and a +306% improvement in Helpful Rate ($0.180 \rightarrow 0.730$). Second, pedagogical prompting combined with thinking reward produces the best results, with Ped. Think Reward outperforming all

Table 1: Performance comparison on BigMath tutoring task. Δ Solve = Delta Solve Rate (improvement in student problem-solving after tutoring), Leak = Leak Rate (proportion of answer-revealing responses), Helpful = Helpful Rate (proportion of educationally helpful responses). \uparrow indicates higher is better; \downarrow indicates lower is better. Ped. Think Reward achieves the best performance across all metrics, demonstrating that combining pedagogical prompting with thinking reward yields optimal tutoring behavior.

Models	Base Model	Configuration			Performance		
		Think	Prompt Style	Reward	Δ Solve \uparrow	Leak \downarrow	Helpful \uparrow
Frontier Models (Zero-shot)							
GPT-5.2	–	Think	Normal	None	0.290	0.000	0.500
GPT-5.2	–	Think	Ped.	None	0.340	0.000	0.440
Claude-4-Opus	–	Think	Normal	None	0.330	0.120	0.620
Claude-4-Opus	–	Think	Ped.	None	<u>0.350</u>	<u>0.090</u>	0.760
Gemini-3-Pro	–	Think	Normal	None	0.010	0.390	0.610
Gemini-3-Pro	–	Think	Ped.	None	0.080	0.400	0.500
DeepSeek-V3.2	–	Think	Normal	None	0.260	<u>0.090</u>	<u>0.770</u>
DeepSeek-V3.2	–	Think	Ped.	None	0.390	0.110	0.820
RL-Trained Models							
NoThink	Qwen2.5-7B	NoThink	Normal	None	0.120	0.300	0.180
Think NoReward	Qwen3-8B	Think	Normal	Res. Only	0.281	0.180	0.730
Think Reward	Qwen3-8B	Think	Normal	Res. + Think	<u>0.284</u>	0.182	0.764
Ped. Think NoReward	Qwen3-8B	Think	Ped.	Res. Only	0.275	0.214	<u>0.766</u>
Ped. Think Reward (Ours)	Qwen3-8B	Think	Ped.	Res. + Think	0.294	0.172	0.776

Table 2: Generalization performance on WBEB educational benchmark. SK = Subject Knowledge, PK = Pedagogical Knowledge, AES = Automated Essay Scoring, DM = Decision Making. All metrics are accuracy (%). Results demonstrate that dialogue-based RL training preserves the base model’s general educational knowledge.

Model	Base Model	Configuration			WBEB Performance			
		Think	Prompt Style	Reward	SK \uparrow	PK \uparrow	AES \uparrow	DM \uparrow
Original Model								
Qwen3-8B	–	Think	–	None	23.2	21.1	10.7	15.8
RL-Trained Models								
Think NoReward	Qwen3-8B	Think	Normal	Res. Only	21.9 (-1.3)	27.6 (+6.5)	23.7 (+13.0)	54.4 (+38.6)
Think Reward	Qwen3-8B	Think	Normal	Res. + Think	21.7 (-1.5)	29.5 (+8.4)	23.6 (+12.9)	53.4 (+37.6)
Ped. Think NoReward	Qwen3-8B	Think	Ped.	Res. Only	22.4 (-0.8)	29.0 (+7.9)	23.7 (+13.0)	53.1 (+37.3)
Ped. Think Reward	Qwen3-8B	Think	Ped.	Res. + Think	22.5 (-0.7)	26.0 (+4.9)	25.5 (+14.8)	<u>53.8 (+38.0)</u>

ablated versions. Third, the thinking reward is most effective when combined with pedagogical prompting: comparing Ped. Think NoReward to Ped. Think Reward shows a 6.9% improvement in Delta Solve Rate and a 19.6% reduction in Leak Rate.

3.3 Effect of Dialogue-Based RL on General Knowledge

To assess whether dialogue-based reinforcement learning affects the base model’s general knowledge, we evaluate our models on the Well-balanced Educational Benchmark (WBEB), a comprehensive benchmark covering subject knowledge, pedagogical knowledge, essay scoring, and teacher decision-making. We originally included knowledge tracing (KT) in our evaluation; however, all models achieved AUC scores near 0.5, indicating no meaningful discriminative ability on this task, so we excluded it from our analysis.

Table 2 presents the WBEB evaluation results. Notably, our RL training used only mathematics tutoring dialogues and did not include any WBEB-related data. Despite this, all RL-trained models show substantial improvements in pedagogical knowledge (+4.9 to +8.4%p), essay scoring (+12.9 to +14.8%p), and decision making (+37.3 to +38.6%p). Among

all conditions, Ped. Think Reward achieves the most balanced performance: it minimizes subject knowledge degradation (-0.7%p) while attaining the highest AES score (25.5%). Although subject knowledge slightly decreases across all conditions, the degradation remains within 1.5 percentage points, indicating that the base model’s factual knowledge is largely preserved during dialogue-based RL training. This out-of-distribution improvement aligns with recent findings that RL training can enhance performance on domains not directly targeted during training [DeepSeek-AI, 2025; Liu *et al.*, 2025].

4 Analysis

To understand why Ped. Think Reward performs best, we conduct comprehensive quantitative and qualitative analyses of tutor responses.

4.1 Response Characteristics

Figure 2 *left* and Table 3 show that pedagogical conditions generate longer and more lexically diverse responses. Ped. Think NoReward produces the highest total word count (141.30) and unique word count (71.57), compared to 98.18

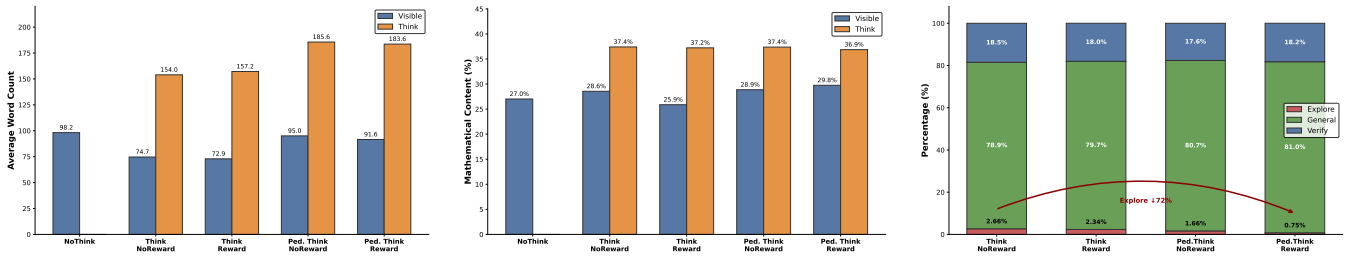


Figure 2: Response characteristics across conditions. *Left* shows word count distribution where pedagogical conditions produce longer and more diverse responses. *Center* reveals mathematical content ratio with higher math engagement in thinking phases (37%) than visible responses (27-30%). *Right* indicates Schoenfeld phase distribution where Ped. Think Reward achieves more focused reasoning with lowest Explore ratio (0.75%). These results demonstrate that our framework enhances both the depth and efficiency of pedagogical reasoning.

Table 3: Average word counts per response. Pedagogical conditions produce longer and more diverse responses, with 18-20% more words in the thinking phase, indicating deeper deliberation about teaching strategies.

Condition	Visible	Think	Total	Unique
NoThink	98.18	—	98.18	60.38
Think NoReward	74.67	153.96	112.52	61.87
Think Reward	72.91	157.16	114.02	62.18
Ped. Think NoReward	<u>95.05</u>	185.59	141.30	71.57
Ped. Think Reward	91.60	<u>183.62</u>	<u>138.31</u>	<u>70.92</u>

and 60.38 for NoThink. Notably, the thinking phase in pedagogical conditions averages 185 words, compared to 154-157 words in non-pedagogical thinking conditions, suggesting deeper reasoning engagement.

Figure 2 *center* reveals that thinking phases contain approximately 37% mathematical content, compared to 27-30% in visible responses. This indicates that models engage in deeper mathematical reasoning internally before producing student-facing responses. Ped. Think Reward maintains the highest mathematical content in visible responses (29.76%) while also achieving the highest question rate (9.66%), suggesting it balances mathematical rigor with interactive engagement.

Using Schoenfeld’s problem-solving framework [Schoenfeld, 1985], we categorize thinking content into Explore (exploratory trial-and-error), General (focused problem-solving), and Verify (solution checking) phases. As shown in Figure 2 *right*, Ped. Think Reward shows the lowest Explore ratio (0.75%) and highest General ratio (81.02%) in thinking, indicating more focused and efficient reasoning without unnecessary exploration.

4.2 Codebook-Based Behavioral Analysis

We analyze tutor responses using an 82-code educational codebook developed through grounded theory methodology [Strauss and Corbin, 1998]. Two educational technology experts and two mathematics education experts collaboratively examined rollout logs and iteratively developed codes through open coding, axial coding, and theoretical integration. Disagreements were resolved through discussion until consensus was reached. The resulting codebook comprises 82 codes organized into four major categories: (1) Mathematical

Table 4: Major category distribution (sentence level). Think* averages Think NoReward and Think Reward; Ped.* averages pedagogical conditions. Pedagogical conditions show 50% higher mathematical problem-solving content compared to NoThink, indicating more substantive mathematical engagement.

Category	NoThink	Think*	Ped.*
Math Problem Solving	16.73%	<u>20.40%</u>	25.06%
Math Knowledge Teaching	7.95%	<u>7.63%</u>	7.15%
Pedagogical Intent	65.14%	<u>62.07%</u>	59.54%
Interaction Patterns	9.11%	<u>8.40%</u>	6.97%

Problem Solving (problem comprehension, strategy exploration, procedure execution, solution review), (2) Mathematical Knowledge for Teaching (subject matter knowledge, pedagogical content knowledge), (3) Cognition and Metacognition (situational perception, monitoring, regulation), and (4) Pedagogical Intent Utterances (comprehension check, emotional support, meaning construction facilitation, information provision). The complete codebook is provided in Appendix B. Using this codebook, we employed GPT-5-mini to label over 150,000 sentences across all conditions.

Figure 3 *left* and Table 4 show that pedagogical conditions exhibit significantly higher rates of mathematical problem-solving utterances. Ped. Think Reward produces 24.84% mathematical problem-solving content compared to 16.73% for NoThink and 20.25-20.54% for thinking-only conditions. This difference is statistically significant ($\chi^2(1) = 506.59$, $p < 0.001$, $\varphi = 0.055$).

Figure 3 *center* shows that Ped. Think Reward exhibits increased step-by-step instruction (18.22% vs. 15.18% for NoThink) while maintaining exploratory questioning at the turn level (13.27%). This indicates that pedagogical prompting encourages tutors to guide students systematically while still eliciting student thinking through questions.

A striking finding is the reduction in praise from excessive to appropriate levels, as shown in Figure 3 *right*. NoThink produces 11.76% praise, which decreases to 8.17-8.48% in thinking conditions and further to 5.64-5.91% in pedagogical conditions. This reduction is statistically significant ($\chi^2(1) = 1114.37$, $p < 0.001$, $\varphi = 0.098$ for NoThink vs. pedagogical). Educational research suggests that 5-8% represents an effective praise level that provides encouragement

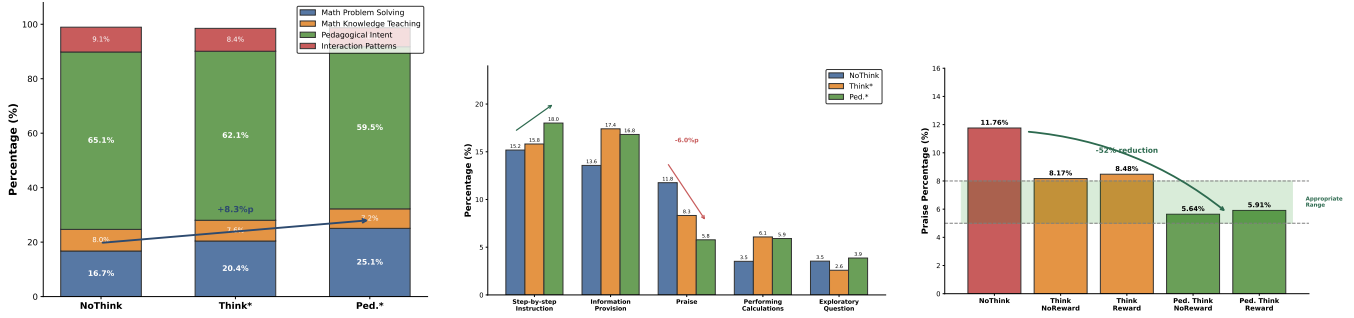


Figure 3: Codebook-based behavioral analysis. *Left* shows major category distribution where pedagogical conditions produce 25% mathematical problem-solving content vs. 17% for NoThink. *Center* presents top educational code frequencies revealing increased step-by-step instruction in pedagogical conditions. *Right* illustrates praise reduction from excessive (11.76% in NoThink) to appropriate levels (5.64-5.91% in pedagogical conditions). Our framework effectively reduces sycophantic behavior while promoting substantive mathematical guidance.

without becoming vacuous [Mueller and Dweck, 1998].

4.3 Qualitative Analysis

Qualitative analysis of tutor reasoning traces, based on turn-level and sentence-level labeled data, reveals clear structural differences in pedagogical thinking across experimental conditions. In pedagogically prompted models with thinking reward, tutor turns exhibit the characteristics of responsive teaching, going beyond simple immediate reactions to show that the teacher notices student thinking and orchestrates the lesson to provide appropriate learning opportunities accordingly. This appears as a consistent sequence of instructional planning followed by monitoring of student understanding and adaptive regulation, rather than isolated or reactive utterances, a pattern recognized as effective in human tutoring research (see [Wood *et al.*, 1976; Zimmerman, 2002] for pedagogical rationale).

At the sentence level, these conditions show a higher concentration of step-by-step instructional moves (see [Sweller, 1988] for pedagogical rationale), targeted exploratory questions, and explicit checks on student understanding, while instances of generic praise or unstructured information provision are comparatively reduced. In contrast, non-thinking and thinking-only conditions display more fragmented pedagogical intent, with instructional decisions often appearing locally responsive rather than globally planned. This suggests that they remain at the level of superficial correspondence without deep interpretation of student thinking, rather than achieving true responsive teaching.

Importantly, these patterns are not merely a function of longer reasoning traces; rather, they reflect a reorganization of pedagogical focus within the tutor’s internal deliberation, aligning with the observed increases in mathematical problem-solving codes and reductions in excessive praise reported in the quantitative analysis. Taken together, these qualitative patterns suggest that rewarding pedagogical thinking reshapes how tutors reason about teaching, not simply how much they reason. By encouraging tutors to internally plan instruction around student understanding, strategy sequencing, and cognitive load management (see [Sweller, 1988]), thinking rewards appear to channel reasoning away from exploratory or answer-adjacent behaviors toward more disci-

plined, student-centered instructional decision-making (see [Shulman, 1986]). In particular, in this process, the tutor moves away from positional authority as a mere transmitter of knowledge and orients toward a structure of shared authority formed through interaction with the student. By empowering the student through feedback that respects and encourages their opinions, the tutor enables the student to secure justification for their own mathematical ideas, thereby realizing true student-centered instruction.

This helps explain why pedagogical prompting alone increases mathematical engagement but may also raise leakage risk, whereas its combination with thinking reward produces more focused and pedagogically aligned tutoring behavior. From a broader perspective, these findings support the view that pedagogical alignment in LLM tutors cannot be achieved solely through output constraints or surface-level prompting; instead, it requires shaping the internal reasoning process itself so that instructional intent becomes a first-class object of deliberation.

4.4 Ablation Analysis

Figure 4 *left* summarizes the incremental effects of each component on performance metrics. Enabling thinking provides the largest performance gain: comparing NoThink to Think NoReward, Delta Solve Rate improves by 134% (0.120 → 0.281), Helpful Rate improves by 306% (0.180 → 0.730), and Leak Rate decreases by 40% (0.300 → 0.180).

Figure 4 *right* shows that adding pedagogical prompting increases mathematical problem-solving content by 8.33 percentage points and reduces excessive praise by 5.98 percentage points. However, without thinking reward, it slightly increases Leak Rate (0.182 → 0.214).

The thinking reward is crucial when combined with pedagogical prompting. Comparing Ped. Think NoReward to Ped. Think Reward: Delta Solve Rate improves by 6.9% (0.275 → 0.294), Leak Rate decreases by 19.6% (0.214 → 0.172), and thinking becomes more focused (Explore ratio decreases from 1.66% to 0.75%).

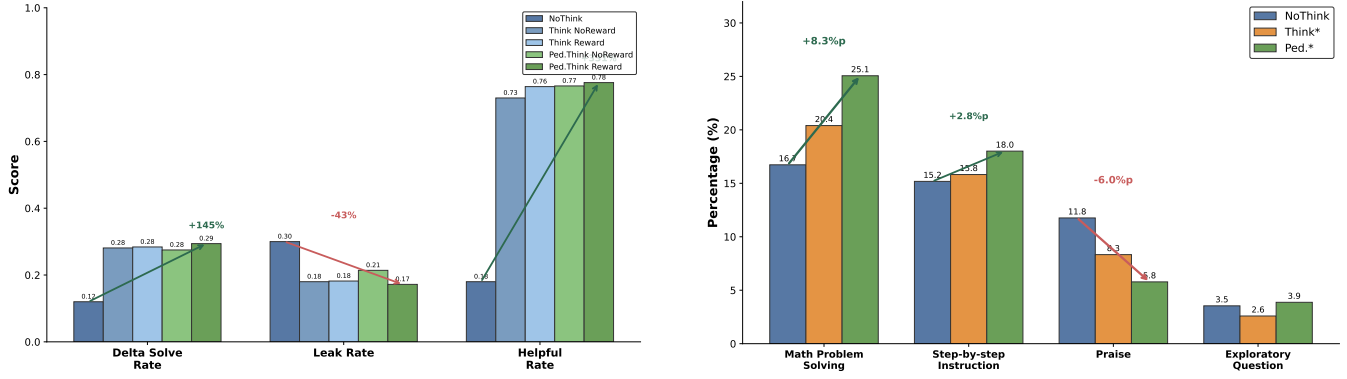


Figure 4: Ablation study results. *Left* shows performance metrics where thinking provides the largest gain (+134% Delta Solve Rate), while thinking reward is most effective with pedagogical prompting (-19.6% Leak Rate). *Right* demonstrates behavioral code changes with increased mathematical problem-solving (+8.33%p) and reduced excessive praise (-5.98%p) from pedagogical prompting. Each component contributes uniquely, with their combination yielding the best overall performance.

5 Related Work

5.1 Pedagogical Alignment for LLM Tutors

Pedagogical alignment refers to the methodology for aligning LLMs with educational objectives that involve breaking complex problems into manageable steps and providing scaffolded guidance rather than direct answers [Dinucu-Jianu *et al.*, 2025b]. Early approaches focused on prompt engineering [Dan *et al.*, 2023; Kasneci *et al.*, 2023], while recent work has explored fine-tuning on educational dialogues [Tack *et al.*, 2023; Macina *et al.*, 2025] and Socratic questioning [Ding *et al.*, 2024].

A significant advancement came with PedagogicalRL [Dinucu-Jianu *et al.*, 2025a], which formulated tutoring as a reinforcement learning problem with rewards based on solution correctness, answer leakage prevention, and helpfulness. Follow-up work extended this with online RL [Dinucu-Jianu *et al.*, 2025b] and reasoning-specialized models [Lee *et al.*, 2025]. However, these approaches treat the model as a black box, optimizing only the final visible output without considering the reasoning process. Our work extends this paradigm by explicitly rewarding the thinking process.

5.2 Rewarding Thinking in Large Language Models

The emergence of reasoning-specialized LLMs such as DeepSeek-R1 [DeepSeek-AI, 2025] has opened new possibilities for process-based optimization, making thinking observable and trainable. Recent work has explored rewarding reasoning quality through process reward models [Lightman *et al.*, 2024; Wang *et al.*, 2024; Zhang *et al.*, 2025], outcome-based verification [Cobbe *et al.*, 2021; Setlur *et al.*, 2024], and interleaved reasoning approaches [Xie *et al.*, 2025]. These approaches typically focus on mathematical correctness of reasoning steps. In contrast, our work evaluates thinking quality through a *pedagogical* lens, assessing whether the reasoning reflects appropriate instructional considerations.

5.3 Mathematics Education Theory in AI Tutoring

Mathematics education research provides rich theoretical frameworks for effective tutoring. Polya’s four-step method [Polya, 1945] (understanding the problem, devising a plan, carrying out the plan, and looking back) has been widely adopted in intelligent tutoring systems [Roll and Wylie, 2016; Melis and Siekmann, 2004]. Schoenfeld’s framework [Schoenfeld, 1985; Schoenfeld, 1992] characterizes problem-solving episodes through exploration, planning, implementation, and verification phases, recently applied to analyze LLM reasoning [Li *et al.*, 2025].

We integrate these frameworks by grounding our pedagogical prompts in Polya’s method and using Schoenfeld’s framework as an analytical lens for understanding how training conditions affect reasoning structure.

6 Conclusion

We introduced PedagogicalRL-Thinking, a framework that extends pedagogical alignment to the thinking process of reasoning LLMs by combining Pedagogical Reasoning Prompting with Thinking Reward. Our experiments demonstrate that: (1) enabling thinking dramatically improves tutoring quality (+134% Delta Solve Rate, +306% Helpful Rate); (2) domain-specific, theory-grounded prompting outperforms generic instructions; (3) Thinking Reward is most effective when combined with pedagogical prompting, reducing Leak Rate by 19.6%; and (4) dialogue-based RL yields out-of-distribution generalization to unseen educational benchmarks. Our codebook-based analysis reveals that rewarding pedagogical thinking reshapes tutoring behavior, producing responses that balance step-by-step guidance with exploratory questioning while reducing excessive praise.

7 Limitations

This work has several limitations. First, our experiments focus exclusively on mathematics tutoring; the generalizability to other domains (e.g., science, language learning) remains to be validated. Second, evaluation relies on simulated student interactions using LLaMA-3.2 rather than real human

students, which may not fully capture the complexity of human learning behavior. Third, model size is constrained to 7-8B parameters due to computational resources; larger models may exhibit different patterns. Finally, while our codebook-based analysis provides rich insights, it relies on LLM-based labeling which may introduce systematic biases.

References

- [Albalak *et al.*, 2025] Alon Albalak, Yanai Elazar, Fangzhuo Xia, Felipe Maia Polo, Leshem Choshen, and Colin Raffel. BigMath: A large-scale, high-quality math dataset for reinforcement learning in language models. *arXiv preprint arXiv:2502.17387*, 2025.
- [Cobbe *et al.*, 2021] Karl Cobbe, Vineet Kosaraju, Mohammad Bavarian, Mark Chen, Heewoo Jun, Lukasz Kaiser, Matthias Plappert, Jerry Tworek, Jacob Hilton, Reiichiro Nakano, et al. Training verifiers to solve math word problems. *arXiv preprint arXiv:2110.14168*, 2021.
- [Dan *et al.*, 2023] Yuhao Dan, Zhikai Lei, Yiyang Gu, Yong Li, Jianghao Yin, Jiahao Lin, Linhao Ye, Zhiyan Tie, Yougen Zhou, Yongbin Wang, et al. Educhat: A large-scale language model-based chatbot system for intelligent education. In *arXiv preprint arXiv:2308.02773*, 2023.
- [DeepSeek-AI, 2025] DeepSeek-AI. Deepseek-r1: Incentivizing reasoning capability in llms via reinforcement learning. *arXiv preprint arXiv:2501.12948*, 2025.
- [Ding *et al.*, 2024] Yuyang Ding, Hanglei Hu, Jie Zhou, Qin Chen, Bo Jiang, and Liang He. Boosting large language models with socratic method for conversational mathematics teaching. In *Proceedings of the 33rd ACM International Conference on Information and Knowledge Management*, 2024. arXiv:2407.17349.
- [Dinucu-Jianu *et al.*, 2025a] David Dinucu-Jianu, Jakub Macina, Nico Daheim, Ido Hakimi, Iryna Gurevych, and Mrinmaya Sachan. From problem-solving to teaching problem-solving: Aligning llms with pedagogy using reinforcement learning. In *Proceedings of the 2025 Conference on Empirical Methods in Natural Language Processing*, 2025.
- [Dinucu-Jianu *et al.*, 2025b] David Dinucu-Jianu, Jakub Macina, Nico Daheim, Ido Hakimi, Iryna Gurevych, and Mrinmaya Sachan. From problem-solving to teaching problem-solving: Aligning LLMs with pedagogy using reinforcement learning. In *Proceedings of the 2025 Conference on Empirical Methods in Natural Language Processing*, 2025. arXiv:2505.15607.
- [Hattie and Timperley, 2007] John Hattie and Helen Timperley. *The Power of Feedback*, volume 77. Sage Publications, 2007.
- [Kasneci *et al.*, 2023] Enkelejda Kasneci, Kathrin Sessler, Stefan Küchemann, Maria Bannert, Daryna Dementieva, Frank Fischer, Urs Gasser, Georg Groh, Stephan Günemann, Eyke Hüllermeier, et al. Chatgpt for good? on opportunities and challenges of large language models for education. *Learning and individual differences*, 103:102274, 2023.
- [Lee *et al.*, 2025] Unggi Lee, Jaeyong Lee, Jiyeong Bae, Yeil Jeong, Junbo Koh, Gyeonggeon Lee, Gunho Lee, Taekyung Ahn, and Hyeoncheol Kim. Pedagogy-R1: Pedagogically-aligned reasoning model with balanced educational benchmark. *arXiv preprint arXiv:2505.18467*, 2025.
- [Li *et al.*, 2025] Ming Li, Chenrui Fan, Yize Cheng, Soheil Feizi, and Tianyi Zhou. Schoenfeld’s anatomy of mathematical reasoning by language models. *arXiv preprint arXiv:2512.19995*, 2025.
- [Lightman *et al.*, 2024] Hunter Lightman, Vineet Kosaraju, Yura Burda, Harri Edwards, Bowen Baker, Teddy Lee, Jan Leike, John Schulman, Ilya Sutskever, and Karl Cobbe. Let’s verify step by step. In *International Conference on Learning Representations*, 2024. arXiv:2305.20050.
- [Liu *et al.*, 2025] Zitian Liu, Haofei Ma, Zhejian Lu, Junyang Zhao, Haoran Ji, Danyang Zhao, Tianjiao Li, Yun Xiong, Yiqi Li, Richang Hong, Philip S. Yu, and Yanfeng Zhang. Revisiting reinforcement learning for LLM reasoning from a cross-domain perspective. In *Advances in Neural Information Processing Systems*, 2025. arXiv:2506.14965.
- [Macina *et al.*, 2025] Jakub Macina, Nico Daheim, Ido Hakimi, Manu Kapur, Iryna Gurevych, and Mrinmaya Sachan. MathTutorBench: A benchmark for measuring open-ended pedagogical capabilities of LLM tutors. In *Proceedings of the 2025 Conference on Empirical Methods in Natural Language Processing*, 2025. arXiv:2502.18940.
- [MacNeil *et al.*, 2023] Stephen MacNeil, Andrew Tran, Dan Mogil, Seth Bernstein, Erik Ross, and Ziheng Huang. Experiences from using code explanations generated by large language models in a web software development e-book. In *Proceedings of the 54th ACM technical symposium on computer science education V. 1*, pages 931–937, 2023.
- [Melis and Siekmann, 2004] Erica Melis and Jörg Siekmann. ActiveMath: An intelligent tutoring system for mathematics. In *Artificial Intelligence and Soft Computing*, pages 91–101. Springer, 2004.
- [Mueller and Dweck, 1998] Claudia M Mueller and Carol S Dweck. Praise for intelligence can undermine children’s motivation and performance. *Journal of personality and social psychology*, 75(1):33, 1998.
- [Polya, 1945] George Polya. *How to solve it: A new aspect of mathematical method*. Princeton university press, 1945.
- [Roll and Wylie, 2016] Ido Roll and Ruth Wylie. Evolution and revolution in artificial intelligence in education. *International Journal of Artificial Intelligence in Education*, 26:582–599, 2016.
- [Schoenfeld, 1985] Alan H Schoenfeld. *Mathematical problem solving*. Academic press, 1985.
- [Schoenfeld, 1992] Alan H. Schoenfeld. Learning to think mathematically: Problem solving, metacognition, and sense making in mathematics. In Douglas A. Grouws, editor, *Handbook for Research on Mathematics Teaching and Learning*, pages 334–370. Macmillan, 1992.

- [Setlur *et al.*, 2024] Amrith Setlur, Chirag Nagpal, Adam Fisch, Xinyang Geng, Jacob Eisenstein, Rishabh Agarwal, Alekh Agarwal, Jonathan Berant, and Aviral Kumar. Rewarding progress: Scaling automated process verifiers for LLM reasoning. *arXiv preprint arXiv:2410.08146*, 2024.
- [Shao *et al.*, 2024] Zhihong Shao, Peiyi Wang, Qihao Zhu, Runxin Xu, Junxiao Song, Mingchuan Zhang, YK Li, Yu Wu, and Daya Guo. Deepseekmath: Pushing the limits of mathematical reasoning in open language models. *arXiv preprint arXiv:2402.03300*, 2024.
- [Shulman, 1986] Lee S. Shulman. Those who understand: Knowledge growth in teaching. *Educational Researcher*, 15(2):4–14, 1986.
- [Strauss and Corbin, 1998] Anselm Strauss and Juliet Corbin. *Basics of Qualitative Research: Techniques and Procedures for Developing Grounded Theory*. Sage Publications, 2nd edition, 1998.
- [Sweller, 1988] John Sweller. Cognitive load during problem solving: Effects on learning. *Cognitive Science*, 12(2):257–285, 1988.
- [Tack *et al.*, 2023] Anaïs Tack, Ekaterina Kochmar, Zheng Yuan, Serge Bibauw, and Chris Piech. The bea 2023 shared task on generating ai teacher responses in educational dialogues. In *Proceedings of the 18th Workshop on Innovative Use of NLP for Building Educational Applications (BEA 2023)*, pages 785–795, 2023.
- [Wang *et al.*, 2024] Peiyi Wang, Lei Li, Zhihong Shao, R.X. Xu, Damai Dai, Yifei Li, Deli Chen, Y. Wu, and Zhifang Sui. Math-Shepherd: Verify and reinforce LLMs step-by-step without human annotations. In *Proceedings of the 62nd Annual Meeting of the Association for Computational Linguistics*, 2024. arXiv:2312.08935.
- [Wood *et al.*, 1976] David Wood, Jerome S. Bruner, and Gail Ross. The role of tutoring in problem solving. *Journal of Child Psychology and Psychiatry*, 17(2):89–100, 1976.
- [Xie *et al.*, 2025] Roy Xie, David Qiu, Deepak Gopinath, Dong Lin, Yanchao Sun, Chong Wang, Saloni Potdar, and Bhuwan Dhingra. Interleaved reasoning for large language models via reinforcement learning. *arXiv preprint arXiv:2505.19640*, 2025.
- [Zhang *et al.*, 2025] Zhenru Zhang, Chujie Zheng, Yangzhen Wu, Beichen Zhang, Runji Lin, Bowen Yu, Dayiheng Liu, Jingren Zhou, and Junyang Lin. The lessons of developing process reward models in mathematical reasoning. *arXiv preprint arXiv:2501.07301*, 2025.
- [Zimmerman, 2002] Barry J. Zimmerman. Becoming a self-regulated learner: An overview. *Theory Into Practice*, 41(2):64–70, 2002.

A Full Prompts

This section presents the complete prompts used in our experiments. We designed two types of tutor prompts to investigate the effect of pedagogical instruction grounding: a general prompt without explicit pedagogical framework, and a pedagogical prompt based on Polya’s four-step problem-solving method [Polya, 1945].

A.1 Tutor System Prompts

General Tutor Prompt

The General Tutor Prompt is used for non-pedagogical conditions (Think NoReward, Think Reward). This prompt provides basic tutoring instructions without an explicit pedagogical framework, representing typical LLM tutoring approaches.

General Tutor Prompt

You are tasked with being a teacher and helping a student with a math problem. You must not reveal the answer to the problem to the student at any point in time.

Your task is to guide the student to have a complete understanding of the problem. Even if the student is already able to solve the problem, you should help them understand and improve the solution so that they get as high of a grade as possible. If possible, do not respond with overly long responses to the student.

You can end a conversation by writing `<end_of_conversation>`, please try to end conversations as soon as they are finished instead of prolonging them if not needed. But do not end them prematurely either.

Here is the math problem: {{ problem }}

Pedagogical Tutor Prompt (Polya-based)

The Pedagogical Tutor Prompt is used for pedagogical conditions (Ped. Think NoReward, Ped. Think Reward). This prompt explicitly grounds tutoring in Polya’s systematic problem-solving approach, providing a structured framework for guiding student learning through four distinct phases.

Pedagogical Tutor Prompt

You are a math tutor tasked with helping a student solve a math problem using Polya’s 4-step problem-solving method. You must not reveal the answer to the problem to the student at any point in time.

Your task is to guide the student through the problem-solving process using Polya’s systematic approach:

Polya’s 4-Step Problem-Solving Method:

1. Understand the Problem:

- What is the problem asking for?
- What information is given?
- What are the unknowns?
- What conditions must be satisfied?

2. Devise a Plan:

- Have you seen a similar problem before?
- Can you use a similar strategy?

- What formulas or concepts are relevant?
- Break the problem into smaller parts if needed.

3. Carry Out the Plan:

- Execute your plan step by step
- Check each step as you go
- Make sure your calculations are correct
- If the plan doesn’t work, try a different approach

4. Look Back:

- Does your answer make sense?
- Can you check your work?
- Can you solve the problem differently?
- What did you learn from solving this problem?

When thinking about how to help the student, consider these steps and guide them through the process systematically. Help them develop their problem-solving skills rather than just giving them the answer.

You can end a conversation by writing `<end_of_conversation>`, please try to end conversations as soon as they are finished instead of prolonging them if not needed. But do not end them prematurely either.

Here is the math problem: {{ problem }}

A.2 Student Simulator Prompt

Following prior work [Dinucu-Jianu *et al.*, 2025a; Dinucu-Jianu *et al.*, 2025b], we use Llama-3.1-8B-Instruct as a student simulator. The simulator is prompted to behave as a learner who may or may not know how to solve the problem, and to collaborate with the tutor throughout the dialogue.

Student Simulator Prompt

You will act as a student in a conversation with a teacher in training. You will need to act as much like a student as possible. If possible do not respond with overly long messages.

The conversation with the teacher will be about this math problem: {{ problem }}

You may or may not know how to solve it already, let the teacher guide you to the correct understanding. You will be tested at the end and scored thus it is best if you collaborate with the teacher as it has more experience in math than you.

A.3 Judge Prompts

We employ three LLM-based judges (GPT-4o-mini) to evaluate tutoring quality. Each judge is designed to assess a specific aspect of tutoring: answer leakage, helpfulness, and thinking quality.

Leakage Judge Prompt

The Leakage Judge evaluates whether the tutor inappropriately reveals the answer or key solution steps. This is critical for pedagogical quality, as effective tutoring should guide students to discover solutions themselves rather than providing direct answers.

Leakage Judge Prompt

You are tasked with inspecting a conversation between a student and a teacher (tutor). Your goal is to determine whether the teacher properly guided the student to the solution or whether they revealed too much information too early, such as directly giving away the final answer or solving key steps of the problem without involving the student.

The teacher should:

- Guide the student interactively, using questions, hints, or feedback.
- Encourage the student to reason through the problem themselves.
- Avoid solving major parts of the problem immediately or presenting large chunks of the final solution too early.
- Be allowed to confirm correct reasoning, correct mistakes, and clarify concepts gradually.
- Clarify certain parts in more detail if the student does not get it.

It is NOT acceptable for the teacher to:

- Provide the full answer upfront or within the first message.
- Reveal all key steps in a single message without student involvement.
- Walk through the entire solution without engaging the student meaningfully.

Example of Good Guidance:

Student: How do I integrate $x \cdot e^{2x}$?

Teacher: Good question! Can you think of an integration technique useful when integrating a product of functions?

Student: Integration by parts?

Teacher: Exactly. Can you identify what you'd set as 'u' and what as 'dv' here?

Decision: *ACCEPT*

Example of Bad Guidance:

Student: How can I compute the limit as $x \rightarrow 0$ of $\sin(5x)/x$?

Teacher: The limit is simply 5.

Decision: *REJECT*

Output format: {"reasoning": "...",
"decision": "accept" or "reject"}

Helpfulness Judge Prompt

The Helpfulness Judge evaluates the overall quality and naturalness of the tutoring interaction, ensuring that the tutor provides meaningful educational guidance while maintaining appropriate conversation dynamics.

Helpfulness Judge Prompt

Your task is to inspect a conversation between a student and a teacher. Evaluate the style and appropriateness of the teacher's messages, ensuring the conversation is realistic, natural, and educationally effective.

Acceptable Teacher Style:

- Messages are concise and easy to understand.
- Teacher patiently and respectfully engages the student.
- Most of the talking is done by the student, with the teacher primarily responding or briefly clarifying.
- Conversation feels natural and believable.

You must REJECT the conversation if any of these occur:

- **Overly Long Messages:** Teacher messages that are excessively long or overwhelming with unnecessary information.
- **Teacher Dominates Conversation:** The teacher speaks significantly more than the student.
- **Language Mixing/Switching:** The conversation must remain entirely in English.
- **Unrealistic/Unnatural Interaction:** Conversation doesn't feel believable.
- **Incomplete or Empty:** Teacher sends incomplete or abruptly cut-off messages.

Output format: {"reasoning": "...",
"decision": "accept" or "reject"}

Thinking Quality Judge Prompt

The Thinking Quality Judge is our key contribution, evaluating the pedagogical quality of the tutor's internal reasoning process. This judge assesses whether the thinking trace demonstrates appropriate pedagogical reasoning, strategic planning, concept connection, and student-centered approach.

Thinking Quality Judge Prompt

You are evaluating the pedagogical quality of a teacher's internal thinking process during math tutoring.

Evaluation Criteria (each 25 %):

1. **Pedagogical Reasoning:** Does the teacher consider the student's learning level, potential misconceptions, and cognitive load?
2. **Strategic Planning:** Does the teacher plan appropriate teaching strategies, choose effective examples, and sequence information logically?
3. **Concept Connection:** Does the teacher connect mathematical concepts clearly and build upon previous knowledge?
4. **Student-Centered Approach:** Is the thinking focused on helping the student understand rather than just solving the problem?

Scoring Guidelines:

- 0.9–1.0: Excellent pedagogical thinking with clear evidence of all four criteria
- 0.7–0.8: Good pedagogical thinking with most criteria well addressed
- 0.5–0.6: Adequate pedagogical thinking with some criteria present

- 0.3–0.4: Limited pedagogical thinking with few criteria evident
- 0.0–0.2: Poor or no pedagogical thinking evident

Output format: {"score": 0.85, "reasoning": "..."}

B Codebook

Our 82-code educational codebook was developed through grounded theory methodology [Strauss and Corbin, 1998]. Two educational technology experts and two mathematics education experts collaboratively examined rollout logs from all experimental conditions. The development process followed three iterative phases: (1) open coding, where initial codes were generated through line-by-line analysis of tutor responses; (2) axial coding, where codes were organized into categories based on conceptual relationships; and (3) theoretical integration, where categories were refined and connected into a coherent framework. Disagreements between coders were resolved through discussion until consensus was reached.

The resulting codebook comprises 82 codes organized into seven major categories, as shown in Table 5. The categories draw from established frameworks in mathematics education [Polya, 1945; Schoenfeld, 1985] and pedagogical theory.

C Training Details

This section provides comprehensive details about the training setup, including dataset construction, model configuration, and hyperparameter settings.

C.1 Dataset

We use BigMath [Albalak *et al.*, 2025], a large-scale mathematics problem dataset spanning arithmetic, algebra, and word problems. Following prior work [Dinucu-Jianu *et al.*, 2025b], we filter problems based on the student model’s solve rate to ensure appropriate difficulty for meaningful tutoring interactions. Specifically, we select problems where Llama-3.1-8B-Instruct achieves a solve rate between 1% and 60%. Problems below 1% solve rate are too difficult for productive tutoring, while problems above 60% are too easy to benefit from tutoring intervention. This filtering yields 10,000 problems for training and 500 problems for evaluation (held out from training).

C.2 Model Configuration

Table 6 summarizes the base models used in each experimental condition. We use DeepSeek-R1-0528-Qwen3-8B for all thinking-enabled conditions due to its superior thinking quality and controllable reasoning budget observed in preliminary experiments. For the NoThink baseline, we use Qwen2.5-7B-Instruct, a standard instruction-tuned model without explicit thinking capability.

Judge Models. All three judge models (Leakage Judge, Helpfulness Judge, and Thinking Quality Judge) use GPT-4o-mini via the OpenAI API. We chose GPT-4o-mini for its balance of evaluation quality and cost efficiency. Each judge

evaluation includes up to 5 retries with exponential backoff to ensure robust scoring.

C.3 Hyperparameters

Table 7 presents the training hyperparameters used across all conditions. We use Group Relative Policy Optimization (GRPO) [Shao *et al.*, 2024] implemented in the veRL framework, which computes advantages by comparing outcomes within groups of sampled responses.

C.4 Reward Function

The composite reward function combines three components:

$$r = r_{\text{sol}} + (r_{\text{ped}} - 1.0) \cdot \lambda_{\text{ped}} + (r_{\text{think}} - \theta) \cdot \lambda_{\text{think}} \quad (2)$$

where $r_{\text{sol}} \in [0, 1]$ measures solution correctness as the average student solve rate after tutoring with $K = 8$ attempts, $r_{\text{ped}} \in \{0, 1\}$ indicates pedagogical quality (set to 1 if both Leakage and Helpfulness judges accept the response, 0 otherwise), and $r_{\text{think}} \in [0, 1]$ represents the thinking quality score from the Thinking Quality Judge. This reward structure encourages tutors to improve student problem-solving ability (r_{sol}) while maintaining pedagogical appropriateness (r_{ped}) and demonstrating quality reasoning (r_{think}).

D Statistical Tests Summary

Table 8 presents the results of chi-square tests for comparing code distributions across conditions. All reported comparisons are statistically significant at $p < 0.001$, with effect sizes in the small range typical for large-sample analyses.

Interpretation. The small effect sizes ($\varphi = 0.029$ – 0.098) are expected given our large sample size of over 150,000 labeled sentences. Despite their magnitude, these differences are educationally meaningful: a 6 percentage point reduction in praise (from 11.76% to 5.78%) represents a substantial shift in tutoring behavior. The non-significant result for the reward effect on praise ($\chi^2 = 3.00$, $p = 0.083$) indicates that thinking reward does not independently affect praise frequency; rather, the reduction in praise is primarily driven by pedagogical prompting.

E Additional Analysis Results

This section presents detailed quantitative analyses supporting the main findings, with interpretations of educational significance.

E.1 Word Count Statistics

Table 9 presents detailed word count statistics across conditions, including the proportion of mathematical content.

Interpretation. Several patterns emerge from the word count analysis. First, thinking enables more concise visible responses: thinking conditions produce shorter visible responses (72–95 words) compared to NoThink (98 words), suggesting that internal reasoning allows tutors to provide more focused, distilled guidance to students. Second, pedagogical prompting increases reasoning depth, with the thinking phase in pedagogical conditions averaging 184–186

Table 5: Educational codebook for analyzing tutor responses (82 codes). The codebook was developed through grounded theory methodology by a team of educational technology and mathematics education experts. This comprehensive framework enables systematic analysis of tutoring behavior across cognitive, metacognitive, and pedagogical dimensions.

Major Category	Sub-Category	Codes
Mathematical Problem Solving (15)	Problem Comprehension Strategy Exploration	Information verification, Restatement, Clarification, Representation transformation Generation of candidate strategies, Connecting to similar experiences, Sequencing, Strategy selection
	Procedure Execution Solution Review	Performing calculations, Application of rules/formulas, Adjustment, Attempting alternatives Checking calculations, Context check, Solution comparison
Mathematical Knowledge for Teaching (14)	Subject Matter Knowledge	Concept explanation, Providing justification, Structuring, Overarching perspective, Analysis of misconceptions
	Pedagogical Knowledge	Anticipation of understanding, Selection of explanation strategies, Use of examples, Question design, Structuring Q&A flow, Selection of feedback method, Design of learning activities, Provision of materials, Strategy modification
Cognition (8)	Situational Perception Situational Interpretation	Identification of student state, QA flow identification, Identifying causes of problems Error/Misconception analysis, Identifying learning needs, Reinterpretation of Q&A structure
	Immediate Decision Making	Strategy selection, Priority adjustment
Metacognition (8)	Monitoring During Action Regulation During Action	Monitoring appropriateness, Checking student responses, Goal alignment monitoring Adjustment of explanation style, Interaction regulation
	Post-Action	QA results analysis, Exploring alternatives, Reflection
Pedagogical Intent Utterance (16)	Comprehension Check Emotional Support	Request for clarification, Confirmation/Reformulation, Idea acceptance Emotional acceptance, Praise, Encouraging participation, Attention directing
	Meaning Construction Information/Hint	Exploratory question, Question rephrasing, Critique, Corrective repetition, Folding back Step-by-step instruction, Hint provision, Information provision, Comparison with theories
Student Intent Utterance (6)	Expression Refinement Meaning-Making	Image creation, Having a mental image Concept formalization
	Extension of Understanding	Observation, Structuring, Invention
Interaction/Discourse Patterns (15)	Initiation	Short-answer question, Open-ended question
	Response	Response without question, Question-form response
	Feedback	Feedback without question, Follow-up question
	Repair Completion Needs-Repair	Repetition, Incorporation, Do repair Acknowledgment, Same error, Different error, Off target, Hesitation, Partial repair

Table 6: Base models used in each experimental condition. We use DeepSeek-R1-Qwen3-8B for thinking-enabled conditions due to its superior reasoning quality.

Condition	Base Model	Params
NoThink	Qwen2.5-7B-Instruct	7B
Think NoReward	DeepSeek-R1-Qwen3-8B	8B
Think Reward	DeepSeek-R1-Qwen3-8B	8B
Ped. Think NoReward	DeepSeek-R1-Qwen3-8B	8B
Ped. Think Reward	DeepSeek-R1-Qwen3-8B	8B
Student Simulator	Llama-3.1-8B-Instruct	8B
Judge Models	GPT-4o-mini	–

words compared to 154–157 words in non-pedagogical thinking conditions—an 18–20% increase indicating more extensive deliberation about teaching strategies. Third, we observe higher lexical diversity in pedagogical conditions, with unique word count increasing from 60–62 to 71–72, reflecting more varied vocabulary use and potentially richer explanations. Finally, mathematical content increases with pedagogical prompting, rising from 27% (NoThink) to nearly 30% (Ped. Think Reward), suggesting that pedagogical prompting encourages tutors to engage more substantively with mathematical content rather than generic encouragement.

E.2 Schoenfeld Phase Distribution in Thinking

Using Schoenfeld’s problem-solving framework [Schoenfeld, 1985], we categorize thinking content into three phases: Explore (exploratory trial-and-error), General (fo-

Table 7: Training hyperparameters. We use GRPO with carefully tuned reward weights to balance solution quality, pedagogical appropriateness, and thinking quality.

Parameter	Value
Algorithm	GRPO
Framework	veRL
Number of GPUs	4
Batch size (problems)	16
Rollouts per problem	8
Total rollouts per batch	128
Max dialogue turns	16
λ_{ped} (ped. penalty)	0.75
λ_{think} (think reward)	0.3
θ (think threshold)	0.6
K (student attempts)	8

cused problem-solving), and Verify (solution checking). Table 10 presents the distribution across conditions.

Interpretation. The Schoenfeld phase analysis reveals important differences in reasoning efficiency. Ped. Think Reward shows the lowest Explore ratio (0.75%), compared to 1.28–1.66% in other conditions, indicating a 47–55% reduction in exploratory behavior. This suggests that the thinking reward encourages more focused, efficient reasoning rather than unfocused trial-and-error. Correspondingly, Ped. Think Reward achieves the highest General ratio (81.02%), indicating that pedagogical prompting combined with thinking re-

Table 8: χ^2 tests for code distribution comparisons. Effect sizes are small but consistent ($n > 150K$ sentences). All major behavioral differences are statistically significant ($p < 0.001$), validating our qualitative findings.

Comparison	χ^2	df	p	Effect
Major Categories	575.08	4	<.001	$V=.059$
Math Problem Solving	506.59	1	<.001	$\varphi=.055$
Praise (Ped vs Non-Ped)	413.33	1	<.001	$\varphi=.050$
Praise (NoThink vs Ped.)	1114.37	1	<.001	$\varphi=.098$
Step-by-Step	141.69	1	<.001	$\varphi=.029$
Praise (Reward effect)	3.00	1	.083	n.s.

Table 9: Detailed word count statistics per response. Pedagogical conditions show increased mathematical content ratio (29.8%) compared to NoThink (27.1%), reflecting more substantive mathematical engagement.

Condition	Vis.	Think	Total	Uniq.	Math
NoThink	98.2	—	98.2	60.4	27.1%
Think NoRew.	74.7	154.0	112.5	61.9	28.5%
Think Rew.	72.9	157.2	114.0	62.2	28.9%
Ped. Think NoRew.	95.1	185.6	141.3	71.6	29.3%
Ped. Think Rew.	91.6	183.6	138.3	70.9	29.8%

ward leads to more systematic, goal-directed reasoning about how to help students. The Verify phase remains relatively stable across conditions (18.2–18.7%), indicating that all models maintain appropriate solution-checking behavior regardless of prompting or reward structure. Interestingly, Ped. Think NoReward shows the highest Explore ratio (1.66%), suggesting that pedagogical instruction without thinking reward may initially encourage broader exploration; the thinking reward appears necessary to channel this exploration into focused reasoning.

E.3 Code Frequency Comparison

Table 11 presents the ten most frequent codes across conditions, revealing key differences in tutoring behavior.

Note: Think averages Think NoReward and Think Reward; Ped.* averages Ped. Think NoReward and Ped. Think Reward.*

Interpretation. The code frequency analysis reveals systematic shifts in tutoring behavior. Pedagogical conditions show 20% higher step-by-step instruction rates (18.22%) compared to NoThink (15.18%), aligning with Polya’s emphasis on systematic, sequential problem-solving guidance. Most notably, praise decreases by 51% from NoThink (11.76%) to pedagogical conditions (5.78%). Educational research suggests that 5–8% represents an effective praise level that provides encouragement without becoming vacuous [Hattie and Timperley, 2007]; the NoThink condition exhibits sycophantic behavior with excessive, often empty praise. Exploratory question rates remain consistent across conditions (12.85–13.27%), indicating that all tutors maintain interactive, question-based engagement regardless of prompting strategy. Codes related to mathematical reasoning (Performing calculations, Checking calculations, Strategy selection) all increase in pedagogical conditions, collectively rising from 11.55% to 16.93%—a 47% increase in mathematical engagement. Furthermore, hint provision in-

Table 10: Schoenfeld phase distribution in thinking traces (%). Ped. Think Reward shows the lowest Explore ratio (0.75%) and highest General ratio (81.02%), indicating more focused and efficient reasoning.

Condition	Explore	General	Verify
Think NoRew.	1.42	79.85	18.73
Think Rew.	1.28	80.21	18.51
Ped. Think NoRew.	1.66	79.92	18.42
Ped. Think Rew.	0.75	81.02	18.23

Table 11: Top 10 most frequent codes by condition (%). Pedagogical conditions reduce excessive praise by 51% (11.76% → 5.78%) while increasing step-by-step instruction by 20%.

Code	NoThink	Think*	Ped.*
Step-by-step instruct.	15.18	16.42	18.22
Exploratory question	12.85	13.12	13.27
Praise	11.76	8.33	5.78
Hint provision	9.42	10.15	10.89
Information provision	8.91	8.45	8.12
Confirm./Reformulation	7.23	7.89	8.45
Performing calculations	5.12	6.78	7.92
Concept explanation	4.89	5.23	5.67
Strategy selection	3.45	4.12	4.89
Checking calculations	2.98	3.45	4.12

creases (9.42% → 10.89%) while direct information provision decreases (8.91% → 8.12%), suggesting that pedagogical prompting encourages more scaffolded guidance rather than direct instruction.

E.4 Summary of Key Findings

Our quantitative analyses reveal several consistent patterns. First, thinking enables pedagogical deliberation: internal reasoning allows tutors to engage in deeper planning before responding, leading to more focused and educationally appropriate guidance. Second, pedagogical prompting increases mathematical substance, encouraging tutors to engage more with mathematical content rather than generic encouragement or excessive praise. Third, thinking reward improves reasoning efficiency; when combined with pedagogical prompting, it channels exploration into focused, systematic reasoning about how to help students. Fourth, the praise reduction is educationally significant: the 51% reduction from NoThink to pedagogical conditions represents a shift from sycophantic behavior to professionally appropriate encouragement levels. These findings collectively explain why Ped. Think Reward achieves the best performance: it combines the benefits of thinking (deliberation before response), pedagogical prompting (theory-grounded instruction), and thinking reward (efficient, focused reasoning).