

Spin- s $U(1)$ -eigenstate preparation

Nabi Zare Harofteh¹ and Rafael I. Nepomechie²

Department of Physics, PO Box 248046

University of Miami, Coral Gables, FL 33124 USA

Abstract

We formulate a deterministic algorithm for preparing a general $U(1)$ -eigenstate of a spin- s chain of length n . These states consist of linear combinations of computational basis states $|\vec{m}\rangle$ of n qudits, each with $(2s + 1)$ levels and $s = 1/2, 1, 3/2, \dots$, whose ditstrings \vec{m} have a fixed digit sum. Exploiting a Gray code for bounded integer compositions, whose consecutive ditstrings obey the Gray property, the quantum state is prepared by applying corresponding “Gray gates.” We use this algorithm to prepare exact eigenstates of integrable spin- s XXX Hamiltonians.

¹`mxz866@miami.edu`

²`nepomechie@miami.edu`

1 Introduction

Many spin-chain Hamiltonians H of physical interest have a $U(1)$ symmetry, e.g.

$$[H, \mathbb{S}^z] = 0, \quad (1.1)$$

where $\mathbb{S}^z = \sum_i S_i^z$ is the z -component of the total spin $\vec{\mathbb{S}}$, in which case one can look for simultaneous eigenstates $|\psi\rangle$ of H and \mathbb{S}^z

$$\begin{aligned} H|\psi\rangle &= E|\psi\rangle, \\ \mathbb{S}^z|\psi\rangle &= M|\psi\rangle. \end{aligned} \quad (1.2)$$

The problem of preparing such states on a quantum computer has drawn considerable attention, see e.g. [1–26].

In the case of a spin-1/2 chain of length n (equivalently, a system of n qubits), the \mathbb{S}^z -eigenstates consist of linear combinations of computational basis states $|m_n \dots m_2 m_1\rangle$, $m_i \in \{0, 1\}$ for all i , with a fixed Hamming weight¹

$$|\psi\rangle = \sum_{\substack{m_i=0,1 \\ m_1+m_2+\dots+m_n=k}} a_{\vec{m}} |m_n \dots m_2 m_1\rangle, \quad (1.3)$$

where the Hamming weight $k \in \{0, 1, \dots, n\}$ is related to the \mathbb{S}^z -eigenvalue M by $k = \frac{n}{2} - M$. Deterministic algorithms for preparing such states with generic normalized amplitudes $a_{\vec{m}}$ were first presented in [17] and [18]. The former algorithm, which focuses on Bethe states (eigenstates of integrable Hamiltonians, such as XXZ, whose amplitudes $a_{\vec{m}}$ are given by the coordinate Bethe ansatz [27–29]), exploits recursion [1]; while the latter algorithm exploits the fact that the list of bitstrings² $\vec{m} = (m_n, \dots, m_2, m_1)$ in the superposition (1.3) can be ordered in such a way that consecutive bitstrings \vec{m} and \vec{m}' satisfy the so-called Gray property

$$\vec{m}' = \vec{m} + \hat{e}_i - \hat{e}_j, \quad (1.4)$$

where $i, j \in \{1, \dots, n\}$, $i \neq j$, and \hat{e}_i is the n -dimensional unit vector with components $(\hat{e}_i)_l = \delta_{i,l}$. In other words, \vec{m}' and \vec{m} differ only at positions i and j , where the bit increases (decreases) by 1, respectively. A list of bitstrings satisfying (1.4) is called a Gray code, see e.g. [30–32]. Additional approaches for preparing generic states in a fixed Hamming-weight subspace are presented in [19–21]. Alternative approaches for preparing spin-1/2 XXZ Bethe states are discussed in [9–16]. The states (1.3) with $a_{\vec{m}} = 1/\sqrt{\binom{n}{k}}$ (independent of \vec{m}) are the so-called Dicke states [33], for which more efficient preparation schemes are available, see e.g. [1–8].

The main goal of this paper is to deterministically prepare generic normalized \mathbb{S}^z -eigenstates of a spin- s chain of length n (equivalently, a system of n d -level qudits, where $d = 2s + 1$)

$$|\psi\rangle = \sum_{\substack{m_i=0,1,\dots,2s \\ m_1+m_2+\dots+m_n=k}} a_{\vec{m}} |m_n \dots m_2 m_1\rangle, \quad (1.5)$$

where $s \in \{1/2, 1, 3/2, \dots\}$, and $k \in \{0, 1, \dots, 2sn\}$ is related to the \mathbb{S}^z -eigenvalue M by $k = sn - M$. For $s > 1/2$, the computational basis states $|\vec{m}\rangle$ in (1.5) do *not* have fixed Hamming weight, which is defined for multi-qudit states as the number of nonzero m_i 's; instead, these states are characterized by the *fixed digit sum* k . Remarkably, as in the case $s = 1/2$ considered in [18], it is always possible to order the list of “ditstrings” \vec{m} in the superposition (1.5) such that consecutive ditstrings have the Gray property (1.4). We exploit this fact here to design a quantum circuit that builds up the superposition of states (1.5) one state at a time, by successively rotating $|\vec{m}\rangle$ to a linear combination of $|\vec{m}\rangle$ and $|\vec{m}'\rangle$.

The remainder of this paper is organized as follows. In Sec. 2, we present our algorithm for preparing the state (1.5). As applications of this result, we consider in Sec. 3 the preparation of the ground state of the AKLT model [34, 35], and in Sec. 4 the preparation of spin- s Dicke states [24, 25]. In Sec. 5, we discuss

¹Here $|0\rangle = \begin{pmatrix} 1 \\ 0 \end{pmatrix}$, $|1\rangle = \begin{pmatrix} 0 \\ 1 \end{pmatrix}$, and tensor products are understood $|m_n \dots m_2 m_1\rangle = |m_n\rangle \otimes \dots \otimes |m_2\rangle \otimes |m_1\rangle$.

²We denote bitstrings (and, more generally, ditstrings) interchangeably by $m_n \dots m_2 m_1$ and $\vec{m} = (m_n, \dots, m_2, m_1)$.

the preparation of exact eigenstates of spin- s integrable XXX Hamiltonians [36–41]. While more efficient preparation schemes are available for both AKLT states and spin- s Dicke states (see [22, 23] and [24, 26], respectively), we are not aware of alternative proposals for preparing spin- s Bethe states. We conclude in Sec. 6 with a brief discussion of potential additional applications and directions for further investigation. Implementations in `cirq` [42] of the algorithm and its applications are available on GitHub [43].

2 General algorithm

In this section, we present our algorithm for preparing the state (1.5). Before entering into details, let us illustrate the basic idea of how this algorithm works for the case $(n, k, s) = (3, 3, 1)$ with real amplitudes $a_{\vec{m}}$. We begin by observing that, restricting to digits 0,1,2 (since here $s = 1$), the following list of $n = 3$ -digit ditstrings, with each ditstring having fixed digit sum $k = 3$,

$$012, 021, 120, 111, 102, 201, 210 \quad (2.1)$$

is a Gray code: consecutive ditstrings have the Gray property (1.4), see also Table 1.

l	$\vec{m}^{[l]}$	i	j	$m_i^{[l]}$	$m_j^{[l]}$
0	0 1 2	2	1	1	2
1	0 2 1	3	1	0	1
2	1 2 0	1	2	0	2
3	1 1 1	1	2	1	1
4	1 0 2	3	1	1	2
5	2 0 1	2	1	0	1
6	210				

Table 1: A Gray code of ditstrings $\vec{m}^{[l]}$ for $(n, k, s) = (3, 3, 1)$; the (i, j) values such that $\vec{m}^{[l+1]} = \vec{m}^{[l]} + \hat{e}_i - \hat{e}_j$; and the corresponding values $(m_i^{[l]}, m_j^{[l]})$. The digits in the ditstrings are labeled from right (1) to left (3).

The quantum circuit begins by preparing the state $|012\rangle$ (corresponding to the leftmost element in (2.1)), and then applying successive transformations to the basis states

$$|\vec{m}\rangle \rightarrow \cos(\theta) |\vec{m}\rangle + \sin(\theta) |\vec{m}'\rangle \quad (2.2)$$

in the order (2.1) read left-to-right by angles $\theta_0, \dots, \theta_5$:

$$\begin{aligned}
|012\rangle &\rightarrow c_0|012\rangle + s_0|021\rangle \\
&\rightarrow c_0|012\rangle + s_0(c_1|021\rangle + s_1|120\rangle) \\
&\rightarrow c_0|012\rangle + s_0c_1|021\rangle + s_0s_1(c_2|120\rangle + s_2|111\rangle) \\
&\rightarrow c_0|012\rangle + s_0c_1|021\rangle + s_0s_1c_2|120\rangle + s_0s_1s_2(c_3|111\rangle + s_3|102\rangle) \\
&\rightarrow c_0|012\rangle + s_0c_1|021\rangle + s_0s_1c_2|120\rangle + s_0s_1s_2c_3|111\rangle + s_0s_1s_2s_3(c_4|102\rangle + s_4|201\rangle) \\
&\rightarrow c_0|012\rangle + s_0c_1|021\rangle + s_0s_1c_2|120\rangle + s_0s_1s_2c_3|111\rangle + s_0s_1s_2s_3c_4|102\rangle + s_0s_1s_2s_3s_4(c_5|201\rangle + s_5|210\rangle) \\
&= c_0|012\rangle + s_0c_1|021\rangle + s_0s_1c_2|120\rangle + s_0s_1s_2c_3|111\rangle + s_0s_1s_2s_3c_4|102\rangle + s_0s_1s_2s_3s_4c_5|201\rangle + s_0s_1s_2s_3s_4s_5|210\rangle,
\end{aligned} \quad (2.3)$$

where $c_l = \cos(\theta_l)$, $s_l = \sin(\theta_l)$, and the angles are chosen so that the amplitudes in the final state (2.3) match with the amplitudes $a_{\vec{m}}$ in the given state (1.5), see (2.17), (2.18).

As can be seen from this example, the two key ingredients in the algorithm are the Gray code (2.1) and the corresponding transformations (2.2), which we discuss in more detail in Secs. 2.1 and 2.2, respectively. The full algorithm is presented in Sec. 2.3.

2.1 Gray code for bounded integer compositions

In the mathematics literature, the ditstrings \vec{m} corresponding to the basis states $|\vec{m}\rangle$ in (1.5) are known as “bounded integer compositions,” since k is composed into n parts m_1, \dots, m_n that are bounded $0 \leq m_i \leq 2s$ for all i . Remarkably, it has been shown by Walsh [44] (based on earlier work by Knuth [30] and Klingsberg [45] for unrestricted integer compositions) that a Gray code with the property (1.4) exists for any valid values of (n, k, s) .³

Walsh [44] found an algorithm, reviewed in Appendix A, that can be used to generate the needed Gray code, see also [47]. Alternatively, for $n < 20$, the Gray code can be generated quickly by searching on the associated graph for a Hamiltonian path (i.e., a path that visits every vertex exactly once) [32]. A set of bounded integer compositions can be associated with the integer lattice points contained within or on the boundary of a corresponding convex polytope. For the example $n = 3, k = 3, s = 1$ given by (2.1), the corresponding convex polytope is the regular hexagon shown in Fig. 1. These lattice points can be regarded as vertices of a graph; and an edge exists between vertices \vec{m} and \vec{m}' if their Manhattan distance, defined by

$$d(\vec{m}, \vec{m}') = \sum_{i=1}^n |m_i - m'_i|, \quad (2.4)$$

is exactly 2, see (1.4). Hence, finding a Gray code is equivalent to finding a Hamiltonian path on the associated graph.

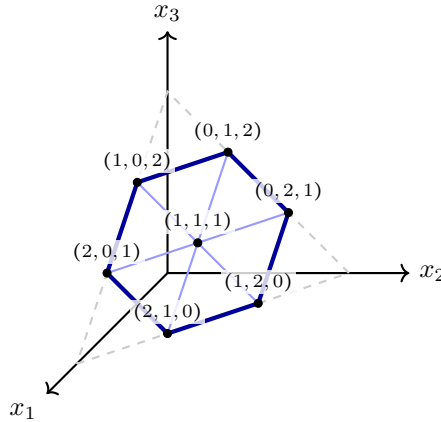


Figure 1: The convex polytope for bounded compositions of $k = 3$ into $n = 3$ parts with $0 \leq x_i \leq 2$. The hexagon is the intersection of the simplex $x_1 + x_2 + x_3 = 3$ and the cube $0 \leq x_i \leq 2$.

To this end, one can perform a backtracking search using Warnsdorff’s rule, see e.g. [43]:

1. Start at a vertex
2. Find all its unvisited neighbors (distance=2)
3. Pick the neighbor that has the *fewest* remaining unvisited neighbors (Warnsdorff’s rule)
4. Move and repeat; if reach a dead end (unable to visit all the vertices), backtrack and try the next-best neighbor.

³The work [18], which is restricted to bitstrings with fixed Hamming weight, makes use of a simpler Gray code due to Ehrlich [46].

2.2 Gray gate

We now construct a quantum “Gray gate” $G_{i,j}^{m_i,m_j}(\theta,\phi)$ that performs the following unitary transformation on the computational basis states $|\mu\rangle_i|\nu\rangle_j$ with $\mu,\nu \in \{0,1,\dots,2s\}$ of two $d = (2s+1)$ -level qudits labeled by $i,j \in \{1,2,\dots,n\}$, $i \neq j$,

$$G_{i,j}^{m_i,m_j}(\theta,\phi) (|\mu\rangle_i|\nu\rangle_j) = \begin{cases} \cos(\theta) |m_i\rangle_i |m_j\rangle_j + e^{i\phi} \sin(\theta) |m_i+1\rangle_i |m_j-1\rangle_j & (\mu,\nu) = (m_i,m_j) \\ e^{i\phi} \cos(\theta) |m_i+1\rangle_i |m_j-1\rangle_j - \sin(\theta) |m_i\rangle_i |m_j\rangle_j & (\mu,\nu) = (m_i+1,m_j-1) \\ |\mu\rangle_i |\nu\rangle_j & (\mu,\nu) \neq (m_i,m_j), (m_i+1,m_j-1) \end{cases} \quad (2.5)$$

for given values of $m_i, m_j \in \{0,1,\dots,2s\}$. From the *first* line of (2.5), we see that this gate performs (when augmented with suitable controls on other qudits, see Sec. 2.2.1) the desired n -qudit transformation

$$|\vec{m}\rangle \rightarrow \cos(\theta) |\vec{m}\rangle + e^{i\phi} \sin(\theta) |\vec{m}'\rangle, \quad (2.6)$$

where \vec{m}' is related to \vec{m} by the Gray property (1.4). Note that the transformation (2.5) is not symmetric in i and j .

The transformation $G_{i,j}^{m_i,m_j}(\theta,\phi)$ (2.5) can be implemented with the quantum circuit shown in Fig. 2.

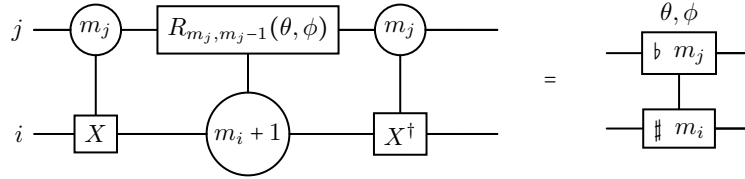


Figure 2: Circuit diagram for the Gray gate $G_{i,j}^{m_i,m_j}(\theta,\phi)$ (2.5). In its symbolic form shown on the right, we use sharp (\sharp) and flat (\flat) to designate qudits i and j , respectively.

The horizontal wires represent the two d -level qudits. A circle \bigcirc^μ denotes a control on the value μ . The 1-qudit gate X and its inverse are defined as (see e.g. [48])

$$X|\mu\rangle = |\mu+1\rangle, \quad X^\dagger|\mu\rangle = |\mu-1\rangle, \quad (2.7)$$

where the sums are defined modulo d ; these gates are controlled by the upper wire in Fig. 2. Moreover, $R_{m_j,m_j-1}(\theta,\phi)$ is the 1-qudit unitary gate (Givens rotation) defined by

$$R_{m_j,m_j-1}(\theta,\phi) = \cos(\theta)|m_j\rangle\langle m_j| - \sin(\theta)|m_j\rangle\langle m_j-1| + e^{i\phi} \sin(\theta)|m_j-1\rangle\langle m_j| + e^{i\phi} \cos(\theta)|m_j-1\rangle\langle m_j-1|, \quad (2.8)$$

which in Fig. 2 is controlled by the lower wire. Our Gray gate $G_{i,j}^{m_i,m_j}(\theta,\phi)$ is a qudit generalization of the qubit RBS gate in [18], which is similar to the I gate in [1, 17]; similar qudit gates appear in [24, 25].

2.2.1 Controls on other qudits

The Gray transformations (2.6) are generally applied in succession, as illustrated in (2.3). In order to avoid transforming previously-generated states, it is generally necessary to add to the Gray gates $G_{i,j}^{m_i,m_j}$ controls on qudits other than i,j . We now proceed to determine the labels (i.e., addresses, or indices) of these other qudits, and the values of the controls.

To this end, let us label the ditstrings in the Gray code by $\vec{m}^{[l]}$, $l = 0,1,\dots$, as in Table 1. Let us recall from (1.4) that

$$\vec{m}^{[l+1]} - \vec{m}^{[l]} = \hat{e}_{i[l]} - \hat{e}_{j[l]}, \quad (2.9)$$

where we have now appended $[l]$ to i and j to avoid ambiguity. That is, all the components of $\vec{m}^{[l+1]}$ and $\vec{m}^{[l]}$ are equal except for those labeled $i^{[l]}$ and $j^{[l]}$. The set difference⁴

$$S^{[l]} := \{1, \dots, n\} \setminus \{i^{[l]}, j^{[l]}\} \quad (2.10)$$

is therefore the set of labels of components of $\vec{m}^{[l+1]}$ and $\vec{m}^{[l]}$ that are *equal*. Let $C^{[l]} \subset S^{[l]}$ be the set of labels of components of $\vec{m}^{[l+1]}$ and $\vec{m}^{[l]}$ that are *equal and nonzero*; that is

$$C^{[l]} := \{r \in S^{[l]} : m_r^{[l+1]} = m_r^{[l]} \neq 0\}. \quad (2.11)$$

Naively, a control should be placed at all $r \in C^{[l]}$, with control value $m_r^{[l+1]} = m_r^{[l]}$.

However, some of these controls are redundant, and can be safely removed. The unnecessary controls can be pruned by the following generalization of Subroutine 2 in [18]: Let $U^{[0]}$ be the set of labels of the nonzero “untouched” components of the initial ditstring $\vec{m}^{[0]}$; that is,

$$U^{[0]} := \{r \in \{1, \dots, n\} : m_r^{[0]} \neq 0\}. \quad (2.12)$$

At step l , define $C^{[l]}$ as before (2.11); that is

$$C^{[l]} := \{r \in \{1, \dots, n\} \setminus \{i^{[l]}, j^{[l]}\} : m_r^{[l+1]} = m_r^{[l]} \neq 0\}. \quad (2.13)$$

Set

$$U^{[l]} = U^{[l-1]} \setminus \{i^{[l]}, j^{[l]}\}, \quad l > 0, \quad (2.14)$$

and use it to prune $C^{[l]}$

$$C^{[l]} := C^{[l]} \setminus U^{[l]}. \quad (2.15)$$

Again, a control should be placed at all $r \in C^{[l]}$, with control value $m_r^{[l+1]} = m_r^{[l]}$.

2.3 Full algorithm

We now present our full algorithm for preparing the state (1.5) for given values of (n, k, s) and specified amplitudes $a_{\vec{m}}$. (In the examples of Secs. 3, 4, 5, the amplitudes $a_{\vec{m}}$ are given functions of \vec{m} , see Eqs. (3.2), (4.1), (5.11), respectively.) The number of terms \mathcal{D} in the sum (1.5) can be shown to be given by

$$\mathcal{D} = \sum_{l=0}^{\lfloor k/(2s+1) \rfloor} (-1)^l \binom{n}{l} \binom{k - l(2s+1) + n - 1}{n-1}, \quad (2.16)$$

which simply reduces to $\binom{n}{k}$ for $s = 1/2$.

1. The Gray code for (n, k, s) is generated classically, e.g. using the Hamiltonian search described in Section 2.1, or Walsh’s algorithm reviewed in Appendix A. As before, the ditstrings are labeled $\vec{m}^{[l]}, l = 0, 1, \dots, \mathcal{D} - 1$, where \mathcal{D} is given by (2.16).
2. The values $(i^{[l]}, j^{[l]})$, $(m_{i^{[l]}}, m_{j^{[l]}})$ and angles (θ_l, ϕ_l) that parametrize the Gray gates (2.5), as well as the labels and values of the controls, are computed classically. The values $(i^{[l]}, j^{[l]})$, and therefore $(m_{i^{[l]}}, m_{j^{[l]}})$, follow immediately from (2.9). The labels and values of the controls are computed from (2.12)-(2.15). To compute the angles, it is convenient to denote the amplitudes now by $a_l := a_{\vec{m}^{[l]}}$.

For the case of all real amplitudes, we can restrict to transformations (2.6) with $\phi = 0$, as in (2.2). We therefore set

$$a_l = \begin{cases} \left(\prod_{j=0}^{l-1} \sin(\theta_j) \right) \cos(\theta_l) & l = 0, \dots, \mathcal{D} - 2 \\ \prod_{j=0}^{\mathcal{D}-2} \sin(\theta_j) & l = \mathcal{D} - 1 \end{cases}, \quad (2.17)$$

⁴By definition, the set difference $A \setminus B$ is the set of elements in set A that are not in set B .

as in (2.3). It follows that, similarly to [18], the angles θ_l are given by

$$\theta_l = \begin{cases} \text{atan2}\left(\sqrt{\sum_{j=l+1}^{\mathcal{D}-1} a_j^2}, a_l\right) & l = 0, \dots, \mathcal{D}-3 \\ \text{atan2}(a_{\mathcal{D}-1}, a_{\mathcal{D}-2}) & l = \mathcal{D}-2 \end{cases}, \quad (2.18)$$

where atan2 is the 2-argument arctangent function, such that $\text{atan2}(y, x) = \text{Arg}(x + iy) \in (-\pi, \pi]$.

For the case of complex amplitudes, we perform transformations (2.6) with nonzero ϕ . Hence, instead of (2.17), we set⁵

$$a_l = \begin{cases} \left(\prod_{j=0}^{l-1} e^{i\phi_j} \sin(\theta_j)\right) \cos(\theta_l) & l = 0, \dots, \mathcal{D}-2 \\ \prod_{j=0}^{\mathcal{D}-2} e^{i\phi_j} \sin(\theta_j) & l = \mathcal{D}-1 \end{cases}. \quad (2.19)$$

Therefore, the angles θ_l, ϕ_l are given by

$$\theta_l = \begin{cases} \text{atan2}\left(\sqrt{\sum_{j=l+1}^{\mathcal{D}-1} |a_j|^2}, |a_l|\right) & l = 0, \dots, \mathcal{D}-3 \\ \text{atan2}(|a_{\mathcal{D}-1}|, |a_{\mathcal{D}-2}|) & l = \mathcal{D}-2 \end{cases}, \quad (2.20)$$

and

$$\phi_l = \begin{cases} \arg\left(\frac{a_{l+1}}{a_l} \frac{1}{\tan(\theta_l) \cos(\theta_{l+1})}\right) & l = 0, \dots, \mathcal{D}-3 \\ \arg\left(\frac{a_{l+1}}{a_l} \frac{1}{\tan(\theta_l)}\right) & l = \mathcal{D}-2 \end{cases}. \quad (2.21)$$

3. The quantum part of the algorithm begins by preparing the state $|\vec{m}^{[0]}\rangle$, which is achieved by applying corresponding powers of X gates (2.7) to the all- $|0\rangle$ state

$$|\vec{m}^{[0]}\rangle = \prod_{r=1}^n X_r^{m_r^{[0]}} |0\rangle^{\otimes n}. \quad (2.22)$$

4. Finally, the Gray gates (2.5), controlled according to (2.12)-(2.15), are applied successively to prepare the state (1.5)

$$|\psi\rangle = \prod_{l=0}^{\mathcal{D}-2} G^{[l]} |\vec{m}^{[0]}\rangle, \quad (2.23)$$

where $G^{[l]} = G_{i^{[l]}, j^{[l]}}^{m_{i^{[l]}}, m_{j^{[l]}}}(\theta_l, \phi_l)$, and the product goes from right to left with increasing l . Note that no ancillary qudits are needed.

For the example (2.3) with $(n, k, s) = (3, 3, 1)$, the quantum circuit is shown in Fig. 3.

The size and depth of the quantum circuit (2.23) is evidently $\mathcal{O}(\mathcal{D})$, where \mathcal{D} is given by (2.16). For $n \gg k$ and $s \geq 1/2$, the $l = 0$ term dominates the sum, hence \mathcal{D} scales polynomially with n : $\mathcal{D} \sim \binom{n+k-1}{k} \sim \frac{n^k}{k!}$. For the worst case $k = sn$, \mathcal{D} scales exponentially with n : $\mathcal{D} \sim \frac{(2s+1)^n}{\sqrt{2\pi ns(s+1)/3}}$.

3 AKLT ground state

The AKLT Hamiltonian [34, 35] is given by

$$H = \sum_{i=1}^n \left(\frac{1}{2} \vec{S}_i \cdot \vec{S}_{i+1} + \frac{1}{6} (\vec{S}_i \cdot \vec{S}_{i+1})^2 + \frac{1}{3} \right), \quad (3.1)$$

⁵If necessary, all the amplitudes should be rescaled $a_l \mapsto a_l |a_0|/a_0$ so that a_0 is real.

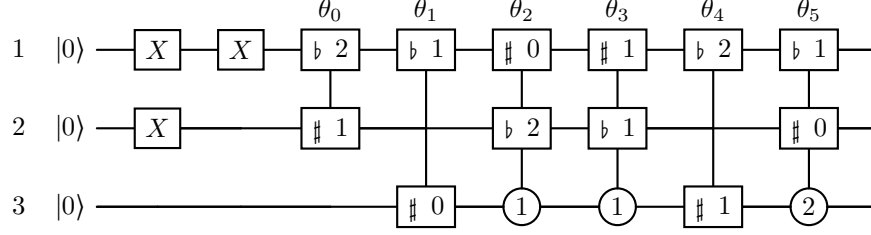


Figure 3: The quantum circuit (2.23) for preparing a state with $(n, k, s) = (3, 3, 1)$, see (2.3) and Table 1. The Gray gates are defined in Fig. 2, and the circles denote controls.

with spin $s = 1$ at each site, and here we consider periodic boundary conditions $\vec{S}_{n+1} = \vec{S}_1$. The ground state has energy $E = 0$, and \mathbb{S}^z -eigenvalue $M = 0$; the latter implies $k = n$, see below (1.5). This state has the form (1.5), where the amplitudes are given (up to an overall normalization factor) by a simple matrix product state (MPS) representation

$$a_{\vec{m}} = \text{tr}(A^{m_n} \dots A^{m_1}), \quad A^0 = \begin{pmatrix} 0 & 1 \\ 0 & 0 \end{pmatrix}, \quad A^1 = \frac{1}{\sqrt{2}} \begin{pmatrix} -1 & 0 \\ 0 & 1 \end{pmatrix}, \quad A^2 = \begin{pmatrix} 0 & 0 \\ -1 & 0 \end{pmatrix}. \quad (3.2)$$

Note that all the amplitudes are real. We have explicitly verified that the circuit (2.23) with $k = n$ and $s = 1$ corresponding to the amplitudes (3.2) indeed prepares the exact AKLT ground state, for various values of n , see [43]. The MPS representation of these states (3.2) can be directly exploited to prepare these states more efficiently [22, 23].

4 Spin- s Dicke states

For given values of (n, k, s) , the states (1.5) with real amplitudes

$$a_{\vec{m}} = \sqrt{\frac{\binom{2s}{m_1} \binom{2s}{m_2} \dots \binom{2s}{m_n}}{\binom{2sn}{k}}} \quad (4.1)$$

are so-called $su(2)$ spin- s Dicke states $|D_{n,k}^{(s)}\rangle$ [24, 25]. These states are ground states of the Hamiltonian

$$H = -\vec{S}^2 = -\sum_{i,j=1}^n \vec{S}_i \cdot \vec{S}_j, \quad \vec{S} = \sum_{i=1}^n \vec{S}_i, \quad (4.2)$$

with energy $E = -sn(sn+1)$ that is independent of k , and \mathbb{S}^z -eigenvalue $M = sn - k$. For $s = 1/2$, these states reduce to ordinary qubit Dicke states [33].

We have explicitly verified that the circuit (2.23) indeed prepares the exact states $|D_{n,k}^{(s)}\rangle$, for various values of (n, k, s) , see [43]. The high degree of symmetry of these states can be exploited to prepare these states more efficiently [24, 26].

5 Spin- s Bethe states

A remarkable feature of the spin-1/2 XXX Hamiltonian is that it is *quantum integrable*; its exact eigenstates can be expressed in terms of solutions of so-called Bethe equations [27–29]. Based on [36–38], quantum

integrable Hamiltonians for general values of spin s with periodic boundary conditions were formulated in [39]. These Hamiltonians can be expressed in terms of the polynomials $h(x, s)$ in x of degree $2s$ given by

$$h(x, s) = 2 \sum_{i=1}^{2s} \left(\sum_{j=1}^i \frac{1}{j} \right) \prod_{\substack{l=0 \\ \neq i}}^{2s} \frac{x - x_l}{x_i - x_l} + \text{const}, \quad x_l = \frac{1}{2} [l(l+1) - 2s(s+1)]. \quad (5.1)$$

Expressions for $h(x, s)$ for small values of s are displayed in Table 2.⁶

s	$h(x, s)$
1/2	$-\frac{1}{2} + 2x$
1	$\frac{1}{2}x - \frac{1}{2}x^2$
3/2	$-\frac{3}{4} - \frac{1}{8}x + \frac{1}{27}x^2 + \frac{2}{27}x^3$
2	$-\frac{1}{2} + \frac{13}{24}x + \frac{43}{432}x^2 - \frac{5}{216}x^3 - \frac{1}{144}x^4$

Table 2: The polynomials $h(x, s)$ (5.1) for small values of s .

The integrable spin- s Hamiltonians with periodic boundary conditions ($\vec{S}_{n+1} = \vec{S}_1$) are given by

$$H(s) = \sum_{i=1}^n h(x_i, s), \quad x_i = \vec{S}_i \cdot \vec{S}_{i+1}. \quad (5.2)$$

An expression for the Bethe states (i.e., exact eigenstates of $H(s)$ in terms of Bethe roots, known as the coordinate Bethe ansatz) has been worked out for $s = 1$ in [40], and for general values of s in [41]. In our notation, the result from [41] is given by

$$|\psi\rangle = \sum_{1 \leq x_1 \leq x_2 \leq \dots \leq x_k \leq n} a(x_1, x_2, \dots, x_k) |x_1, x_2, \dots, x_k\rangle, \quad (5.3)$$

where

$$|x_1, x_2, \dots, x_k\rangle = e_{x_1}^- e_{x_2}^- \dots e_{x_k}^- |0\rangle^{\otimes n}, \quad e^- = \sum_{j=0}^{2s-1} \sqrt{\frac{2s-j}{j+1}} |j+1\rangle \langle j|. \quad (5.4)$$

Note that no more than $2s$ of the x_i 's can be equal, since $(e^-)^{2s+1} = 0$. Furthermore,⁷

$$a(x_1, x_2, \dots, x_k) = \sum_{P \in \mathfrak{S}_k} A_P(\vec{k}) e^{i \sum_{j=1}^k \mathbf{k}_{Pj} x_j}, \quad A_P(\vec{k}) = \prod_{j < l} \left(1 - \frac{1}{2s} \frac{(e^{i\mathbf{k}_{Pj}} - 1)(e^{i\mathbf{k}_{Pl}} - 1)}{e^{i\mathbf{k}_{Pj}} - e^{i\mathbf{k}_{Pl}}} \right), \quad (5.5)$$

where \mathfrak{S}_k is the group of permutations of $1, \dots, k$. The so-called Bethe roots $\vec{k} = (\mathbf{k}_1, \dots, \mathbf{k}_k)$ are related to $\vec{u} = (u_1, \dots, u_k)$ by

$$e^{i\mathbf{k}_j} = \frac{u_j + is}{u_j - is}, \quad j = 1, \dots, k; \quad (5.6)$$

and the latter are solutions of the Bethe equations

$$\left(\frac{u_j + is}{u_j - is} \right)^n = \prod_{\substack{l=1 \\ \neq j}}^k \frac{u_j - u_l + i}{u_j - u_l - i}, \quad j = 1, \dots, k. \quad (5.7)$$

Solutions of these equations for small values of (n, k, s) are reported in [49]. The energies are given by

$$E = - \sum_{j=1}^k \frac{2s}{u_j^2 + s^2}, \quad (5.8)$$

⁶We adjust the additive constant in $h(x, s)$ so that there is no additive constant in the expression for the energy (5.8), in agreement with [41].

⁷We correct here a typo in the expression for $A_P(\vec{k})$ in [41], namely, in the sign in front of $\frac{1}{2s}$.

and the \mathbb{S}^z -eigenvalues are again given by $M = sn - k$.

Let us now recast the result (5.3) into the form (1.5). To this end, we observe that

$$|x_1, x_2, \dots, x_k\rangle = \prod_{j=1}^n \sqrt{\binom{2s}{\mu(j)}} |\mu(n) \dots \mu(1)\rangle, \quad (5.9)$$

where $\mu(j) \in \{0, 1, \dots, 2s\}$ is defined as the number of times that j appears in (x_1, x_2, \dots, x_k) , where $j \in \{1, 2, \dots, n\}$. Conversely,

$$|m_n \dots m_2 m_1\rangle = \prod_{j=1}^n \frac{1}{\sqrt{\binom{2s}{m_j}}} |\underbrace{1, \dots, 1}_{m_1}, \underbrace{2, \dots, 2}_{m_2}, \dots, \underbrace{n, \dots, n}_{m_n}\rangle, \quad (5.10)$$

where $m_1 + m_2 + \dots + m_n = k$. It follows that the spin- s Bethe states are given by (1.5), with the amplitudes given (up to an overall normalization factor) by

$$a_{\vec{m}} = a(x_1, x_2, \dots, x_k) \prod_{j=1}^n \sqrt{\binom{2s}{m_j}}, \quad (5.11)$$

where $(x_1, x_2, \dots, x_k) = (\underbrace{1, \dots, 1}_{m_1}, \underbrace{2, \dots, 2}_{m_2}, \dots, \underbrace{n, \dots, n}_{m_n})$, and $a(x_1, x_2, \dots, x_k)$ is given by (5.5). Note that the

amplitudes depend on the Bethe roots \vec{k} as well as on \vec{m} , and are generally complex-valued.

Using Bethe roots from [49], we have explicitly verified that the circuit (2.23) indeed prepares exact eigenstates of the Hamiltonian $H(s)$ (5.2), with corresponding eigenvalue (5.8), for various values of (n, k, s) , see [43].

6 Discussion

We have formulated a deterministic algorithm for preparing a general \mathbb{S}^z -eigenstate of a spin- s chain of length n (1.5). These states consist of linear combinations of computational basis states $|\vec{m}\rangle$ of n qudits, each with $(2s + 1)$ levels, whose ditstrings \vec{m} have a fixed digit sum. Exploiting a Gray code for bounded integer compositions [44], whose consecutive ditstrings obey the Gray property (1.4), the quantum state is prepared by applying corresponding Gray gates (2.23). For $s = 1/2$, this algorithm reduces to the one in [18].

We have shown how to use this algorithm to prepare spin- s Bethe states, which heretofore had been accomplished only for $s = 1/2$. These Bethe states can potentially be used as trial states in a VQE setup [50], treating the Bethe roots \vec{k} as variational parameters, in order to estimate the Bethe roots, as has been done for $s = 1/2$ [51, 52]. It should be possible to generalize the coordinate Bethe ansatz [41] to the integrable anisotropic (XXZ) case with periodic boundary conditions, as well as to the case of integrable $U(1)$ -invariant open boundary conditions, to which our algorithm could also be applied. It should also be possible to use this algorithm to prepare exact eigenstates of yet other $U(1)$ -invariant integrable models, such as the $A_2^{(2)}$ spin chain [40, 53]. We emphasize, however, that this way of preparing Bethe states has a high circuit complexity, both quantum (circuit size and depth) and classical (the computation of the amplitudes entails summation over all permutations (5.5)). It would be very interesting if the integrable structure of Bethe states could be exploited to prepare them more efficiently, as is possible for the AKLT ground state and Dicke states due to their special features. We have restricted here to eigenstates of models with a single $U(1)$ symmetry; it may also be interesting to generalize this work to models with more than one $U(1)$ symmetry.

Acknowledgements

We thank Nicolas Crampé for helpful correspondence. RN is supported in part by the National Science Foundation under grant PHY 2310594, and by a Cooper fellowship.

A Walsh's Gray code for bounded compositions

To make this paper self-contained, we review here the non-recursive $\mathcal{O}(n)$ Gray code for bounded compositions that is given in Section 2 of [44].⁸ Following [44], here we denote the ditstrings by $\vec{g} = (g_1, \dots, g_n)$; and we look for a list of bounded compositions of k

$$g_1 + \dots + g_n = k, \quad 0 \leq g_i \leq 2s \quad \text{for all } i, \quad (\text{A.1})$$

with the Gray property. A “part” g_i of \vec{g} has the “prefix” (g_1, \dots, g_{i-1}) and the “suffix” (g_{i+1}, \dots, g_n) . For each part g_i , we define the “suffix sum” S_i and the “prefix capacity” M_i by

$$S_i = \sum_{l=i+1}^n g_l, \quad M_i = 2s(i-1), \quad (\text{A.2})$$

respectively. The combined constraints (A.1) imply that each part g_i must in fact satisfy

$$L_i \leq g_i \leq U_i, \quad L_i = \max(0, k - S_i - M_i), \quad U_i = \min(2s, k - S_i). \quad (\text{A.3})$$

If S_i is *even*, we refer to L_i and U_i as the **first** and **last** values of g_i , respectively.

If S_i is *odd*, we refer to U_i and L_i as the **first** and **last** values of g_i , respectively.

The initial composition is the lexicographically largest one.

To find the successor of the “current” composition (g_1, \dots, g_n) :

1. Find the first pivot (i): scan from $i = 2$ to n to find the smallest index i such that g_i is *not* at its **last** value relative to its S_i . If no such i exists, the current composition is the final one in the list.
2. Change $g_i \mapsto g_i + (-1)^{S_i}$; that is, raise (lower) g_i by 1 if S_i is even (odd), respectively.
3. Find the second pivot (j): scan the prefix of g_i , from $j = i - 1$ down to 1, to find the largest $j < i$ such that g_j is *not* at its *new* **first** value relative to its updated S_j .
4. Change g_j to its new **first** value, which either lowers or raises it by 1.

An example for the case $(n, k, s) = (3, 3, 1)$ is displayed in Table 3. The initial ($l = 0$) composition is the lexicographically largest one, while the final ($l = 6$) composition is the lexicographically smallest one. See also [43].

l	(g_1, g_2, g_3)
0	(<u>2</u> , <u>1</u> , 0)
1	(<u>1</u> , 2, <u>0</u>)
2	(<u>0</u> , <u>2</u> , 1)
3	(<u>1</u> , <u>1</u> , 1)
4	(<u>2</u> , 0, <u>1</u>)
5	(<u>1</u> , <u>0</u> , 2)
6	(0, 1, 2)

Table 3: Walsh's Gray code for $(n, k, s) = (3, 3, 1)$. The parts g_i at the first and second pivots are designated with a single and double underline, respectively.

⁸A more sophisticated “loop-free” ($\mathcal{O}(1)$) implementation is given in Section 3 of [44].

References

- [1] A. Bärttschi and S. Eidenbenz, “Deterministic preparation of Dicke states,” *Lecture Notes in Computer Science* (2019) 126–139, [arXiv:1904.07358 \[quant-ph\]](#).
- [2] Y. Wang and B. M. Terhal, “Preparing Dicke states in a spin ensemble using phase estimation,” *Phys. Rev. A* **104** no. 3, (2021) , [arXiv:2104.14310 \[quant-ph\]](#).
- [3] H. Buhrman, M. Folkertsma, B. Loff, and N. M. P. Neumann, “State preparation by shallow circuits using feed forward,” *Quantum* **8** (2024) 1552, [arXiv:2307.14840 \[quant-ph\]](#).
- [4] L. J. Bond, M. J. Davis, J. Minář, R. Gerritsma, G. K. Brennen, and A. Safavi-Naini, “Global variational quantum circuits for arbitrary symmetric state preparation,” *Phys. Rev. Res.* **7** no. 2, (2025) L022072, [arXiv:2312.05060 \[quant-ph\]](#).
- [5] L. Piroli, G. Styliaris, and J. I. Cirac, “Approximating Many-Body Quantum States with Quantum Circuits and Measurements,” *Phys. Rev. Lett.* **133** no. 23, (2024) 230401, [arXiv:2403.07604 \[quant-ph\]](#).
- [6] J. Yu, S. R. Muleady, Y.-X. Wang, N. Schine, A. V. Gorshkov, and A. M. Childs, “Efficient preparation of Dicke states,” [arXiv:2411.03428 \[quant-ph\]](#).
- [7] Z. Liu, A. M. Childs, and D. Gottesman, “Low-depth quantum symmetrization,” [arXiv:2411.04019 \[quant-ph\]](#).
- [8] F. Vasconcelos and M. R. Joshi, “Constant-Depth Unitary Preparation of Dicke States,” [arXiv:2601.10693 \[quant-ph\]](#).
- [9] J. S. Van Dyke, G. S. Barron, N. J. Mayhall, E. Barnes, and S. E. Economou, “Preparing Bethe Ansatz Eigenstates on a Quantum Computer,” *PRX Quantum* **2** (2021) 040329, [arXiv:2103.13388 \[quant-ph\]](#).
- [10] J. S. Van Dyke, E. Barnes, S. E. Economou, and R. I. Nepomechie, “Preparing exact eigenstates of the open XXZ chain on a quantum computer,” *J. Phys. A* **55** no. 5, (2022) 055301, [arXiv:2109.05607 \[quant-ph\]](#).
- [11] W. Li, M. Okyay, and R. I. Nepomechie, “Bethe states on a quantum computer: success probability and correlation functions,” *J. Phys. A* **55** no. 35, (2022) 355305, [arXiv:2201.03021 \[quant-ph\]](#).
- [12] A. Sopena, M. H. Gordon, D. García-Martín, G. Sierra, and E. López, “Algebraic Bethe Circuits,” *Quantum* **6** (2022) 796, [arXiv:2202.04673 \[quant-ph\]](#).
- [13] R. Ruiz, A. Sopena, M. H. Gordon, G. Sierra, and E. López, “The Bethe Ansatz as a Quantum Circuit,” [arXiv:2309.14430 \[quant-ph\]](#).
- [14] R. Ruiz, A. Sopena, E. López, G. Sierra, and B. Pozsgay, “Bethe Ansatz, quantum circuits, and the F-basis,” *SciPost Phys.* **18** no. 6, (2025) 187, [arXiv:2411.02519 \[quant-ph\]](#).
- [15] S. Sahu and G. Vidal, “Fractal decompositions and tensor network representations of Bethe wavefunctions,” *SciPost Phys. Core* **8** (2025) 067, [arXiv:2412.00923 \[quant-ph\]](#).
- [16] H. Yeo, H. E. Kim, I. Sohn, and K. Jeong, “Reducing circuit depth in quantum state preparation for quantum simulation using measurements and feedforward,” *Phys. Rev. Applied* **23** no. 5, (2025) 054066, [arXiv:2501.02929 \[quant-ph\]](#).
- [17] D. Raveh and R. I. Nepomechie, “Deterministic Bethe state preparation,” *Quantum* **8** (2024) 1510, [arXiv:2403.03283 \[quant-ph\]](#).
- [18] R. M. S. Farias, T. O. Maciel, G. Camilo, R. Lin, S. Ramos-Calderer, and L. Aolita, “Quantum encoder for fixed-Hamming-weight subspaces,” *Phys. Rev. Applied* **23** no. 4, (2025) 044014, [arXiv:2405.20408 \[quant-ph\]](#).

- [19] R. Mao, G. Tian, and X. Sun, “Toward optimal circuit size for sparse quantum state preparation,” *Phys. Rev. A* **110** no. 3, (2024) 032439, [arXiv:2404.05147 \[quant-ph\]](#).
- [20] Y. Li, G. Tian, X. He, and X. Sun, “Preparation of Hamming-Weight-Preserving Quantum States with Log-Depth Quantum Circuits,” [arXiv:2508.14470 \[quant-ph\]](#).
- [21] J. Luo and L. Li, “Optimal Circuit Size for Fixed-Hamming-Weight Quantum States Preparation,” [arXiv:2508.17197 \[quant-ph\]](#).
- [22] K. C. Smith, E. Crane, N. Wiebe, and S. M. Girvin, “Deterministic Constant-Depth Preparation of the AKLT State on a Quantum Processor Using Fusion Measurements,” *PRX Quantum* **4** no. 2, (2023) 020315, [arXiv:2210.17548 \[quant-ph\]](#).
- [23] K. Kumaran, F. Alam, N. Eassa, K. Ferris, X. Xiao, L. Cincio, N. Bronn, and A. Banerjee, “Transmon qutrit-based simulation of spin-1 AKLT systems,” [arXiv:2412.19786 \[quant-ph\]](#).
- [24] R. I. Nepomechie, F. Ravanini, and D. Raveh, “Spin-s Dicke states and their preparation,” *Adv. Quantum Technol.* **7** no. 12, (2024) 2400057, [arXiv:2402.03233 \[quant-ph\]](#).
- [25] D. Raveh and R. I. Nepomechie, “Dicke states as matrix product states,” *Phys. Rev. A* **110** no. 5, (2024) 052438, [arXiv:2408.04729 \[quant-ph\]](#).
- [26] N. B. Kerzner, F. Galeazzi, and R. I. Nepomechie, “Simple ways of preparing qudit Dicke states,” [arXiv:2507.13308 \[quant-ph\]](#).
- [27] H. Bethe, “On the theory of metals. 1. Eigenvalues and eigenfunctions for the linear atomic chain,” *Z. Phys.* **71** (1931) 205–226.
- [28] M. Gaudin, *La fonction d’onde de Bethe*. Masson, 1983. English translation by J.-S. Caux, *The Bethe wavefunction*, CUP, 2014.
- [29] L. D. Faddeev, “How algebraic Bethe ansatz works for integrable models,” in *Symétries Quantiques (Les Houches Summer School Proceedings vol 64)*, A. Connes, K. Gawedzki, and J. Zinn-Justin, eds., pp. 149–219. North Holland, 1998. [arXiv:hep-th/9605187 \[hep-th\]](#).
- [30] H. S. Wilf, *Combinatorial algorithms: an update*. SIAM, 1989.
- [31] C. Savage, “A survey of combinatorial Gray codes,” *SIAM Rev.* **39** (1997) 605–629.
- [32] T. Mütze, “Combinatorial Gray codes—an updated survey,” *Elect. J. Combinatorics* (2012) DS26–Sep, [arXiv:2202.01280 \[math.CO\]](#).
- [33] R. H. Dicke, “Coherence in Spontaneous Radiation Processes,” *Phys. Rev.* **93** (1954) 99–110.
- [34] I. Affleck, T. Kennedy, E. H. Lieb, and H. Tasaki, “Rigorous Results on Valence Bond Ground States in Antiferromagnets,” *Phys. Rev. Lett.* **59** (1987) 799.
- [35] I. Affleck, T. Kennedy, E. H. Lieb, and H. Tasaki, “Valence Bond Ground States in Isotropic Quantum Antiferromagnets,” *Commun. Math. Phys.* **115** (1988) 477.
- [36] A. B. Zamolodchikov and V. A. Fateev, “Model factorized S matrix and an integrable Heisenberg chain with spin 1,” *Sov. J. Nucl. Phys.* **32** (1980) 298–303.
- [37] P. P. Kulish, N. Yu. Reshetikhin, and E. K. Sklyanin, “Yang-Baxter Equation and Representation Theory. 1,” *Lett. Math. Phys.* **5** (1981) 393–403.
- [38] P. P. Kulish and E. K. Sklyanin, “Quantum spectral transform method. Recent developments,” *Lect. Notes Phys.* **151** (1982) 61–119.
- [39] H. M. Babujian, “Exact solution of the isotropic Heisenberg chain with arbitrary spins: thermodynamics of the model,” *Nucl. Phys. B* **215** (1983) 317–336.

- [40] A. Lima-Santos, “Bethe ansätze for 19-vertex models,” *J. Phy. A* **32** no. 10, (1999) 1819–1839, [arXiv:hep-th/9807219](#) [hep-th].
- [41] N. Crampé, E. Ragoucy, and L. Alonzi, “Coordinate Bethe Ansatz for Spin s XXX Model,” *SIGMA* **7** (2011) 006, [arXiv:1009.0408](#) [math-ph].
- [42] Quantum AI team and collaborators, “qsim,” Sep, 2020. <https://doi.org/10.5281/zenodo.4023103>.
- [43] <https://github.com/nepomechie/spin-s-U1-eigenstate-preparation>.
- [44] T. R. Walsh, “Loop-free sequencing of bounded integer compositions,” *J. Comb. Math. Comb. Comp.* **33** (2000) 323–345.
- [45] P. Klingsberg, “A Gray code for compositions,” *J. Algorithms* **3** (1982) 41–44.
- [46] S. Even, *Algorithmic Combinatorics*. Macmillan, 1973.
- [47] V. Horan and G. Hurlbert, “Gray codes and overlap cycles for restricted weight words,” *Discrete Math. Alg. Appl.* **06** (2014) 1450062, [arXiv:1403.1818](#) [math.CO].
- [48] Y. Wang, Z. Hu, B. C. Sanders, and S. Kais, “Qudits and high-dimensional quantum computing,” *Front. Phys.* **8** (2020) 479, [arXiv:2008.00959](#) [quant-ph].
- [49] W. Hao, R. I. Nepomechie, and A. J. Sommes, “Singular solutions, repeated roots and completeness for higher-spin chains,” *J. Stat. Mech.* **1403** (2014) P03024, [arXiv:1312.2982](#) [math-ph].
- [50] J. Tilly *et al.*, “The Variational Quantum Eigensolver: A review of methods and best practices,” *Phys. Rept.* **986** (2022) 1–128, [arXiv:2111.05176](#) [quant-ph].
- [51] R. I. Nepomechie, “Bethe ansatz on a quantum computer?,” *Quantum Inf. Comp.* **21** (2021) 255–265, [arXiv:2010.01609](#) [quant-ph].
- [52] D. Raveh and R. I. Nepomechie, “Estimating Bethe roots with VQE,” *J. Phys. A* **57** no. 35, (2024) 355303, [arXiv:2404.18244](#) [quant-ph].
- [53] A. G. Izergin and V. E. Korepin, “The inverse scattering method approach to the quantum Shabat-Mikhailov model,” *Commun. Math. Phys.* **79** (1981) 303.