

# The Role of Inner Halo Angular Momentum (Spin) in Shaping Dark Matter Bars in Milky Way Analogs

SHOUVIK GHOSH<sup>1</sup> AND SANDEEP KUMAR KATARIA<sup>2</sup>

<sup>1</sup>*Department of Physics, Sardar Vallabhbhai National Institute of Technology, Surat, India*

<sup>2</sup>*Department of Space, Planetary & Astronomical Sciences and Engineering, Indian Institute of Technology, Kanpur, India*

## ABSTRACT

Studies of galactic bars have primarily focused on stellar bars, since they can be directly observed through ultraviolet to infrared wavebands. Cosmological as well as idealised simulations reveal that the dark matter (DM) haloes interact with baryonic matter, primarily the stellar bars, dynamically by means of the exchange of angular momentum. In these simulations, the spherical DM halo dynamically responds to interaction with the stellar bar by reshaping its orbital structure in the proximity of the stellar bar, forming a bar-like configuration, called as the Dark Matter (DM) bar. Using N-body simulations of Milky Way analogs we discuss the role of inner halo angular momentum, measured as halo spin parameter ( $\lambda$ ) of the dark matter halo, on formation and evolutionary characteristics of the DM bars. Our systematic study involves haloes with initial spin configurations ranging from  $\lambda = 0-0.1$ . The result conveys that DM bar formation and its characteristics are extensively dependent on the initial spin parameter ( $\lambda$ ) of the DM halo. We demonstrate that the strength of the dark matter bar gradually increases with an increase in halo spin in long-term evolution, with a significant impact of stellar bar buckling on dark matter bar strength. The evolutionary characteristics of the DM bar are strongly influenced by the initial spin of the host halo.

*Keywords:* dark matter — galaxies: evolution — galaxies: halos — galaxies: kinematics and dynamics

## 1. INTRODUCTION

The baryonic matter of a galaxy is embedded within the dark matter halo, together forming large-scale structures such as galaxies. These two components form a disc-halo system and co-evolve dynamically over time (Binney & Tremaine 2008).

Observations reveal that stellar bars are commonly found in the universe. According to the observed data from optical and near infrared (NIR) surveys, nearly two-thirds of the nearby disc galaxies exhibit stellar bars (Eskridge et al. 2000; Barazza et al. 2008; Aguerri et al. 2009; Nair & Abraham 2010; Buta et al. 2015; Erwin 2018). Their presence play a crucial role in shaping the secular evolution of the host galaxy by redistributing the stars, gas and angular momentum within them

(Athanassoula & Misiriotis 2002; Athanassoula 2003; Sheth et al. 2005; Debattista et al. 2006; Athanassoula 2013; Di Matteo et al. 2013; Kataria & Das 2018, 2019; Kataria et al. 2020; Kumar & Kataria 2022; Sellwood 2014; Romeo et al. 2023; Kataria & Vivek 2024; Tahmasebzadeh et al. 2024; Kataria 2024).

Bars in disc galaxies originated through dynamical instability, first identified in N-Body simulations (Hohl & Hockney 1969; Miller et al. 1970). The stellar bars resonantly interact with the dark matter halo, causing the bar to slow down over time (Combes & Sanders 1981; Hernquist & Weinberg 1992; Debattista & Sellwood 2000; Athanassoula 2002; Athanassoula & Misiriotis 2002; Athanassoula 2003; O’Neill & Dubinski 2003; Holley-Bockelmann et al. 2005; Martinez-Valpuesta et al. 2006; Weinberg & Katz 2007; Dubinski et al. 2009; Kumar et al. 2022; Chiba & Kataria 2024; Kataria & Shen 2022, 2024). The mode of this interaction is through the transfer of angular momentum

between the bar and the dark matter halo (Ansar et al. 2023).

Dark matter (DM) bars are the integral structural feature of the dark matter halo and are embedded within the parent DM halo (Ash et al. 2024). The DM bar is an intrinsic property of the halo and are formed as a dynamic response of the DM halo, when it interacts and co-evolves with its baryonic counterparts, particularly the stellar bar. The DM bar transforms the orbital structure of the halo in the vicinity of the bar.

Dark matter (DM) halos play a pivotal role, providing the structural framework for galaxy formation and evolution (Springel et al. 2005b; Schaye et al. 2015). Recent studies reveals that a DM halo spin has a profound effect on stellar bar evolution and also affects the angular momentum redistribution in disc-halo system (Long et al. 2014; Collier et al. 2018; Kataria & Shen 2022, 2024; Chen et al. 2025; Kataria 2025).

The key parameter that characterises the dynamical state of the halo is the dimensionless spin parameter,  $\lambda$ . It is defined as:

$$\lambda = \frac{J}{\sqrt{2GM R_{\text{vir}}}}, \quad (1)$$

where  $J$  is the specific angular momentum,  $M$  is the virial mass, and  $R_{\text{vir}}$  is the virial radius. In the standard  $\Lambda$ CDM cosmological model,  $\lambda$  follows a lognormal distribution, with a typical value around 0.035 (Bullock et al. 2001). This parameter quantifies the rotation of the DM halo and is known to significantly affect disk morphology by regulating the exchange of angular momentum between the disk and the halo.

The structural integrity and density of the inner region of the parent DM halo change in response to the dynamical evolution with the stellar bars. The stellar bars have been observed to trap DM in “bar” like orbits and consequently form DM bars (Athanasoula 2005; Berentzen & Shlosman 2006; Colín et al. 2006; Athanasoula 2007; Athanasoula et al. 2013; Collier & Madigan 2021; Marostica et al. 2024).

The dark matter bar is shorter than its stellar counterpart (Athanasoula 2007). The DM bars are also significantly weaker in amplitude than the stellar bar, although the stellar and DM bar co-evolve synchronously and exhibit coupled dynamical behaviour. The halos with an initial spin parameter  $\lambda$ , appear to have a greater acceleration on the bar instability than non-rotating halos (Long et al. 2014; Saha & Naab 2013).

Previous studies demonstrated that with increasing the spin parameter of the halo, the triggering of bar formation happens earlier in time than low-rotating or non-rotating halos (Saha & Naab 2013; Collier et al. 2019; Kataria & Shen 2022). The retrograde halo displays

late triggering of bars. The DM bar exhibits similar behaviour to the stellar bar in both prograde and retrograde halos across all the models, as it forms as a dynamic response to the co-evolution of halo and baryonic matter. Over time the barred galaxy has been shown to lose angular momentum to host halos (Athanasoula 2003; Martinez-Valpuesta et al. 2006; Berentzen et al. 2007; Villa-Vargas et al. 2009, 2010) and performs it mainly by resonance interaction (Athanasoula 2003; Martinez-Valpuesta et al. 2006; Dubinski et al. 2009; Chiba & Kataria 2024). The angular momentum transfer between halo and disk is affected by different initial halo spin, which subsequently influences not only the bar formation in the stellar disk but also the DM bar.

DM bars remain relatively less explored in the context of galaxy dynamics compared to stellar bars. Studying the evolution of the DM bar allows us to investigate previously unexplored dynamical processes and helps to bridge the gaps in our existing knowledge of galaxy dynamics; mainly about the dark matter distribution in the galaxy. In this study, we try to focus on the development of the DM bar in haloes with varying spin parameter, both in prograde and retrograde rotation with respect to the stellar disk.

Here, we try to investigate (1) How does the spin parameter affects the onset of the DM bar formation and evolution of its strength?(2) As we have seen, buckling affects the strength of the stellar bar, does it also affect the DM bar and how it evolves after the event?(3) How the initial spin parameter of the parent DM halo influences the evolutionary characteristics of the DM bar, such as its the pattern speed and angular evolution with the stellar over time? (4) To study the morphological evolution of the DM bar under the influence of different initial spin ( $\lambda$ ) of the DM halo.

We study the evolution of the DM bar in a disc halo system as they co-evolve through the transfer of angular momentum. As the disc-halo co-evolves, we explore how changes in the spin parameter,  $\lambda$ , affects the formation and evolution of the DM bar throughout its evolutionary phase.

In this paper, we study a galaxy model with increasing halo spin ( $\lambda = 0 - 0.1$ ) in prograde direction. We also studied a model with ( $\lambda = 0.1$ ) in the retrograde direction with respect to the disk. In these models, the spin of halos is controlled by varying inner halo angular momentum only. We discuss about the model setup in section 2 and the results in section 3. Discussion is done in section 4 and we summarize and conclude our key results in section 5.

## 2. MODEL SETUP

The detailed description of the model setup, including the numerical setup and the initial condition, are provided in (Kataria & Shen 2022). All the initial galaxy models were constructed using the GALIC code. Each model comprises of  $10^6$  dark matter halo particles and  $10^6$  stellar disk particles. We performed convergence tests, by doubling the number of particles, which confirmed the numerical stability of the results. The total mass of each galaxy is  $6.38 \times 10^{11} M_\odot$ , and the circular velocity near the solar radius is approximately  $250 \text{ km s}^{-1}$ . The stellar disks remains locally stable with a Toomre parameter  $Q > 1$ , which varies radially as shown in the equation:

$$Q(R) = \frac{3.36 \sigma(R) \kappa(R)}{G \Sigma(R)}, \quad (2)$$

where  $\sigma(R)$ ,  $\kappa(R)$ , and  $\Sigma(R)$  denote the radial velocity dispersion, epicyclic frequency, and surface mass density, respectively.

The dark matter halo follows a spherically symmetric Hernquist density profile, as shown in the equation:

$$\rho_h(r) = \frac{M_{\text{halo}} a}{2\pi r (r + a)^3}, \quad (3)$$

where  $M_{\text{halo}} = M_{200}$  (Springel et al. 2005a).  $M_{200}$  and  $R_{200}$  are the virial mass and virial radius for NFW halo respectively.  $M_{200} = 5.68 \times 10^{11} M_\odot$  and  $R_{200} = 140 \text{ kpc}$ . The stellar disk has an exponential radial and  $\text{sech}^2$  vertical density distribution, characterized by scale lengths of  $R_d = 2.9 \text{ kpc}$  and  $z_0 = 0.58 \text{ kpc}$ , contributing approximately 10% of the total galactic mass.

To study the effect of halo spin, five galaxy models were constructed with increasing spin parameters. The variation in spin was achieved by reversing the direction of retrograde orbits within the central 30 kpc, which results in enhancing the prograde orbital fraction. This modification preserves the equilibrium configuration of the halo, in accordance with Jeans' theorem. For completeness, a counter-rotating configuration with negative halo spin was also constructed for comparative analysis.

We denoted our models with spin parameter  $\lambda = 0, 0.025, 0.050, 0.075, 0.1$  in prograde and 0.1 in retrograde as *S000*, *S025*, *S050*, *S075*, *S100*, *SM100* respectively, consistent with the nomenclature of (Kataria & Shen 2022). Our simulations were run for approximately 9.78 Gyr, providing a comprehensive view of long-term evolutionary processes.

## 3. RESULTS

The evolutionary pathways of our models differ from one another and are governed by the initial halo spin

parameter. Following the initial formation of asymmetric disk structures, the system evolves under self-gravity, leading to the development of non-axisymmetric bar structures in both the stellar and dark matter components. We analysed the stellar bar within the range of  $R \leq 20 \text{ kpc}$ , while the dark matter bar is studied within  $R \leq 10 \text{ kpc}$ . The vertical extent of bars was limited to  $|z| \leq 3 \text{ kpc}$ .

### 3.1. Stellar Buckling Strength

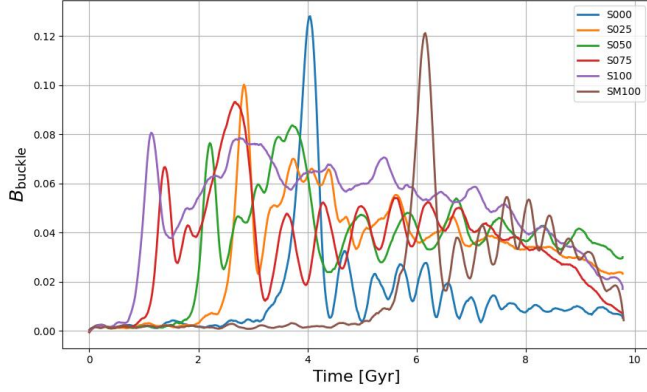
The stellar buckling is demonstrated by all the bars as they evolve, irrespective of the initial halo spin. The buckling amplitude is calculated using the following equation as given by (Debattista et al. 2006)

$$B_{\text{buckle}} = \frac{\sum_{i=1}^N m_i z_i e^{2i\phi_i}}{\sum_{i=1}^N m_i},$$

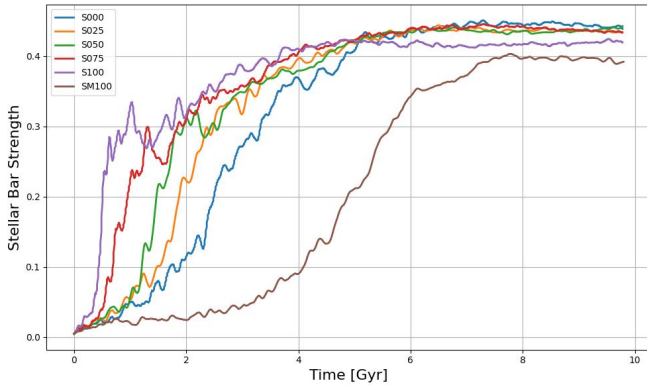
where  $z_i$  is the vertical position,  $m_i$  is the mass, and  $\phi_i$  is the azimuthal angle of the  $i$ -th stellar particle.

The timescale associated with the buckling event decreases with increasing halo spin, as shown in Figure 1. Therefore, the stellar bars have different buckling time periods depending upon their initial halo spin parameter  $\lambda$ .

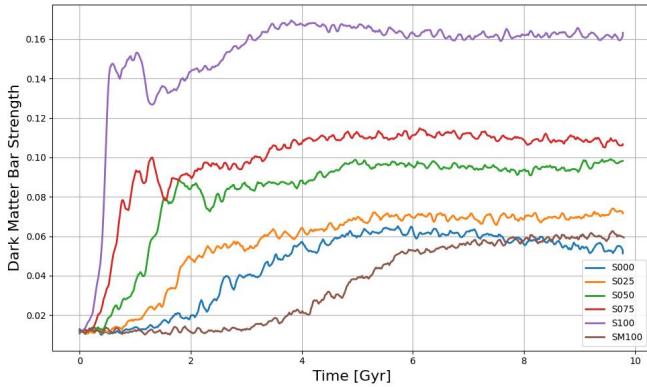
All the bars in our simulation undergo the buckling phase irrespective of  $\lambda$ , but we witness that in some of our models, *S050*, *S075*, *S100*, there is a demonstration of the second buckling phase. The second buckling duration occurs for a longer period of time than the first buckling phase. In models *S050*, *S075*, *S100*, where there is an occurrence of the second buckling phase, we observe that the first phase of buckling is very violent or happens for a very shorter period of time, which also causes a drop in bar strength as discussed in 3.2.1 and 3.2.2. In models *S000*, *S025*, *SM100* with a single buckling event in their evolutionary phase, they have an intermediate stellar buckling time period. *SM100* model shows a suppressed buckling with the event taking place at a later stage.



**Figure 1.** Stellar buckling strength over time for increasing halo spin parameter



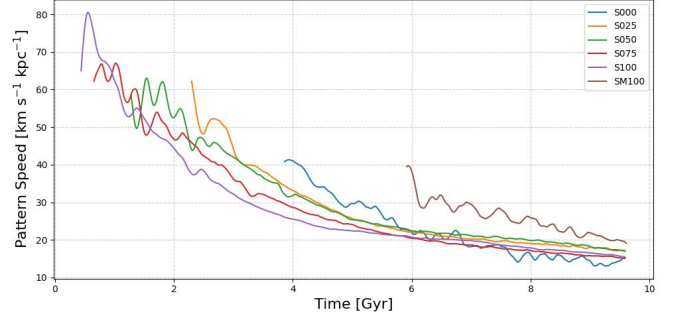
**Figure 2.** Evolution of stellar bar strength  $A_2/A_0$  over time for increasing halo spin parameter



**Figure 3.** Evolution of dark matter bar strength  $A_2/A_0$  over time for increasing halo spin parameter

### 3.2. Evolution of Bar Strength

The bar strength is calculated using  $m = 2$  mode, where  $A_2$  represents the bi-symmetric structure while  $A_0$  corresponds to the axisymmetric component. The ratio  $A_2/A_0$ , provides a dimensionless parameter to mea-



**Figure 4.** Evolution of dark matter bar pattern speed over time for varying halo spin parameter

sure the strength of the bar. The parameter is applicable to both stellar and dark matter bar.

The Fourier coefficients for the  $m = 2$  mode are measured as

$$a_2(R) = \sum_{i=1}^N m_i \cos(2\phi_i), \quad b_2(R) = \sum_{i=1}^N m_i \sin(2\phi_i), \quad (4)$$

where  $a_2$  and  $b_2$  are calculated for all disk particles,  $m_i$  is the mass of the  $i$ -th particle, and  $\phi_i$  is its azimuthal angle. The bar strength is then defined as

$$\frac{A_2}{A_0} = \frac{\sqrt{a_2^2 + b_2^2}}{\sum_{i=1}^N m_i}, \quad (5)$$

#### 3.2.1. Stellar Bar Strength

Figure 2 shows the time evolution of stellar bar strength. We observe that the bar formation timescale decreases with increasing initial halo spin, as supported by prior work (Saha & Naab 2013; Long et al. 2014; Collier et al. 2018). In contrast, the SM100 model represents a significantly delayed formation of the bar. As discussed earlier, S050, S075, S100 models demonstrate two consequent buckling events in their evolutionary phase, where we notice the first buckling duration was for a very short period of time, which has an impact on the strength of the bar, and we see a sudden drop in the strength of the stellar bar during that phase. The drop in strength becomes more significant with the increase in  $\lambda$ , in the models.

From Figure 2, we conclude that after the conclusion of the first buckling phase, the bar regains its strength. Furthermore, the bar gains strength more than its pre-buckling phase and eventually saturates.

The stellar bar strength in all our models eventually saturates at a similar level irrespective of the halo spin parameter  $\lambda$ .



### 3.2.2. Dark Matter Bar Strength

We measure the dark matter bar strength using the same methodology used for stellar bar strength, which is illustrated in Figure 3. The dark matter bar strength demonstrates a similar trend relative to the stellar bar, where the bar’s triggering timescale decreases with an increase in halo spin. Resembling the stellar bar, the model *SM100* with retrograde halo displays a delayed formation of dark matter bar. The strength of dark matter bars is comparatively lower than their stellar counterpart, and with increasing halo spin in the prograde direction, the bar formation becomes more prominent.

In contrast to the stellar bar, where the bar strength saturates at a comparable level, the dark matter bar strength has a strong dependence on its initial spin parameter, exhibiting an increase in the magnitude of the bar strength with the increase in  $\lambda$  in the prograde direction. At the end of its evolutionary phase, the DM bar strength saturates at a different magnitude, depending upon its initial  $\lambda$ . The *S100* model with the highest initial spin in prograde direction displayed the highest magnitude, while the *SM100* model with the retrograde halo showed the least magnitude in bar strength.

As discussed earlier, in the case of stellar bars, we also notice a drop in the strength of DM bars. The characteristic is prominent in *S050*, *S075*, *S100*, where it undergoes two buckling events in their evolutionary phase. The first buckling episode, which is short-lived, affects not only the stellar bar but also the dark matter bar by causing a drop in its strength. A slight drop in strength is also visible in the *S025* model, where it experiences only one buckling event in its evolutionary phase. In contrast, the models experiencing two buckling events exhibit a more pronounced decrease in strength, since the first buckling time persists for a short duration, and therefore, a sharp drop in strength is seen in those models during their first buckling phase. After the completion of this phase, the dark matter bar regains its strength, and its magnitude exceeds its pre-buckling phase, which differs from the previous studies (Collier et al. 2019). The DM bar strength in all our models eventually saturates at distinct magnitudes, depending upon its initial halo spin parameter  $\lambda$ . The saturation magnitude of the bar strength increases with the increment in  $\lambda$ .

### 3.3. Pattern Speed

The pattern speed is determined using a method which is conceptually similar to that described here (Ash et al. 2024). In this work, they measured the pattern speed using the complex quadrupolar BFE coefficients. Here, we apply the same principle to the phase of the

$m = 2$  Fourier mode, fitting a local linear model to its time evolution using Gaussian weights.

The time evolution of the DM bar pattern speed  $\Omega_p$  is shown in Figure 4. The pattern speed of the DM bar in all our models saturates at a comparable level at the later stages of its evolutionary phase, irrespective of its initial halo spin parameter  $\lambda$ . However, the halo spin strongly influences the initial pattern speed of the bar, higher prograde halo spin leads to a higher initial pattern speed, while the retrograde model exhibits the lowest initial value. As the bar evolves, the dark matter bar pattern speed decreases over time.

The *SM100* model with the retrograde halo has the slowest initial pattern speed compared to the prograde halo models. Despite the delayed onset of bar formation, this model also shows the steepest subsequent decline in pattern speed. *S100* model with the highest prograde halo spin demonstrates the early triggering of bar formation and also the highest initial pattern speed.

The bar strength and the pattern speed exhibit an inverse relationship, as the bar gains strength and develops its bar structural morphology over time, its pattern speed gradually decreases. The dark matter bar pattern speed for every model is higher than its stellar counterpart, as seen by Figure 4 and Figure 7 of (Kataria & Shen 2022).

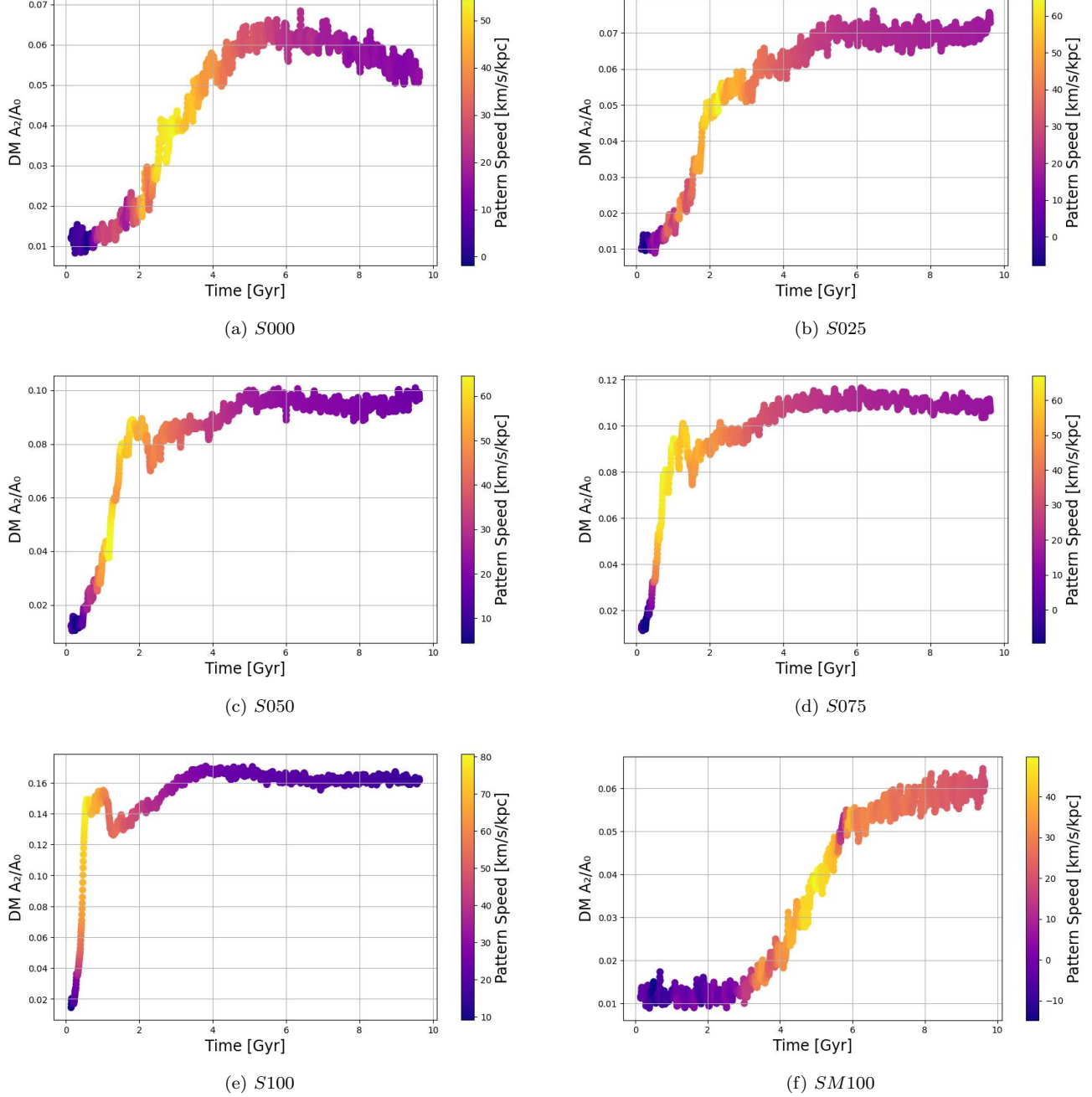
### 3.4. Co-evolution of Bar Strength and Pattern Speed Over Time

Figure 5 presents the combined evolution of the DM bar strength and pattern speed, illustrating their dynamical relationship. In the primordial bar triggering phase, when the bar starts forming, the initial pattern speed is highest, which gradually decreases over the course of its evolution.

The dark matter bar pattern speed starts decreasing after the sole buckling events in the models *S000*, *S025*, *SM100*, and after the first buckling event in the models *S050*, *S075*, *S100* and eventually saturates at a similar level.

Figure 5 represents that as the DM bar starts to evolve further and starts gaining strength, the pattern speed in an inverse relationship with the bar strength starts to reduce its magnitude. As the bar-like morphology becomes prominent for the DM bar in our models, the pattern speed magnitude declines.

We conclude that the pattern speed of DM bar eventually reaches a comparable saturation level, as shown in Figure 4 and Figure 5, irrespective of its initial halo spin parameter  $\lambda$  and the final bar strength attained at the end of its evolutionary phase.



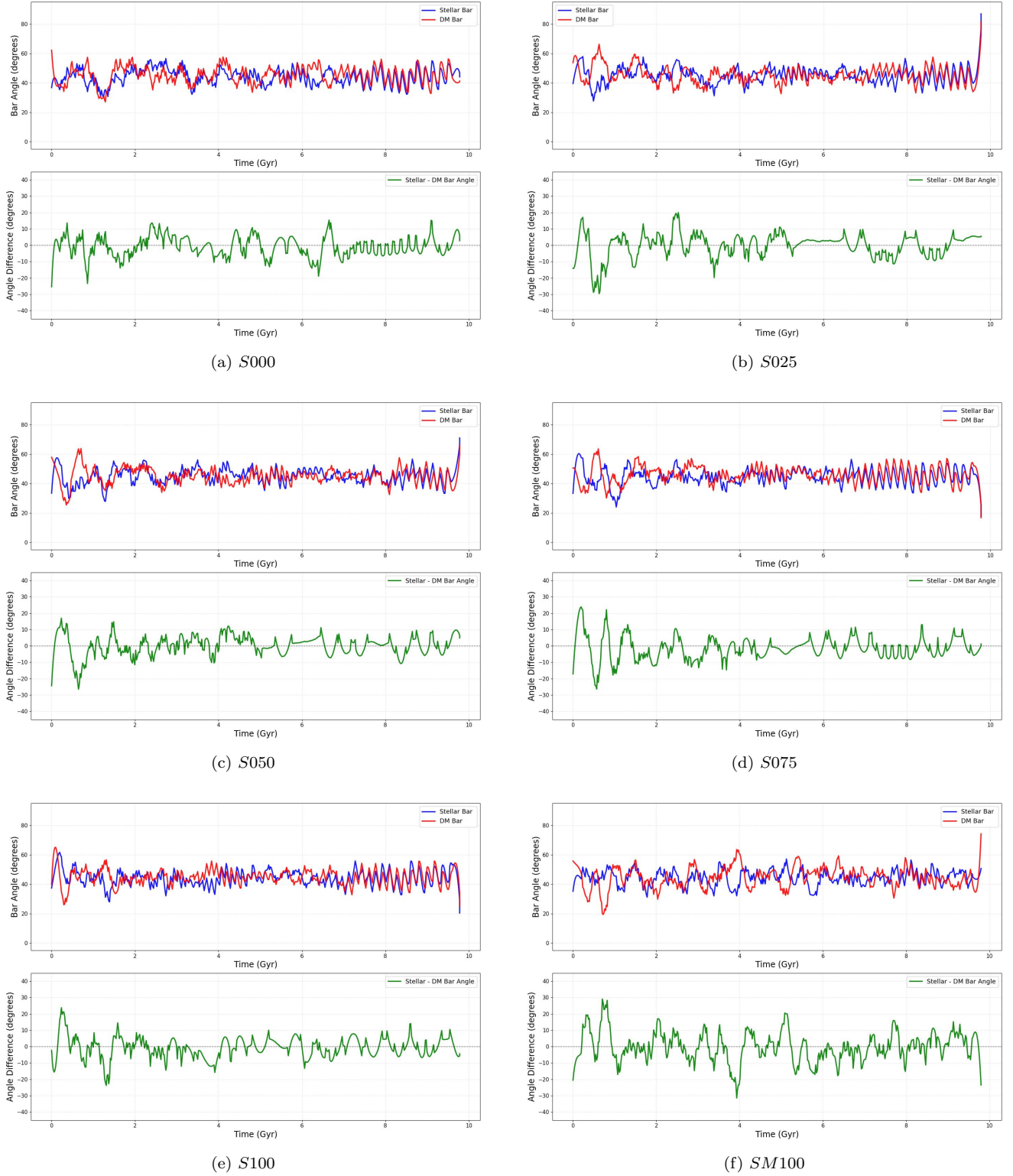
**Figure 5.** Co-evolution of bar strength ( $A_2/A_0$ ) and pattern speed ( $\Omega_{\text{bar}}$ ) over time for dark matter bars in halos with varying spin parameters.

### 3.5. Stellar and Dark Matter Bar Angle

The stellar and dark matter bar angles, along with their respective differences between are illustrated in Figure 6. The orientation of both the bars remained mostly independent of the initial spin parameter  $\lambda$ .

The bar angles displayed minimal variation across models with different prograde halo spins. The model with retrograde halo displayed the maximum angular difference between the bars throughout its evolutionary

phase compared to the bars in the prograde halo. From the Figure 6, we observe a relatively large angular difference between the bars during the initial years. As time progresses, both bars evolve and develop prominent bar morphology, and the pattern speed of both bars decreases, which, in turn, gradually reduces the angular difference between them and eventually becomes nearly coupled. The strong coupling alignment facilitates the transfer of angular momentum between the various com-

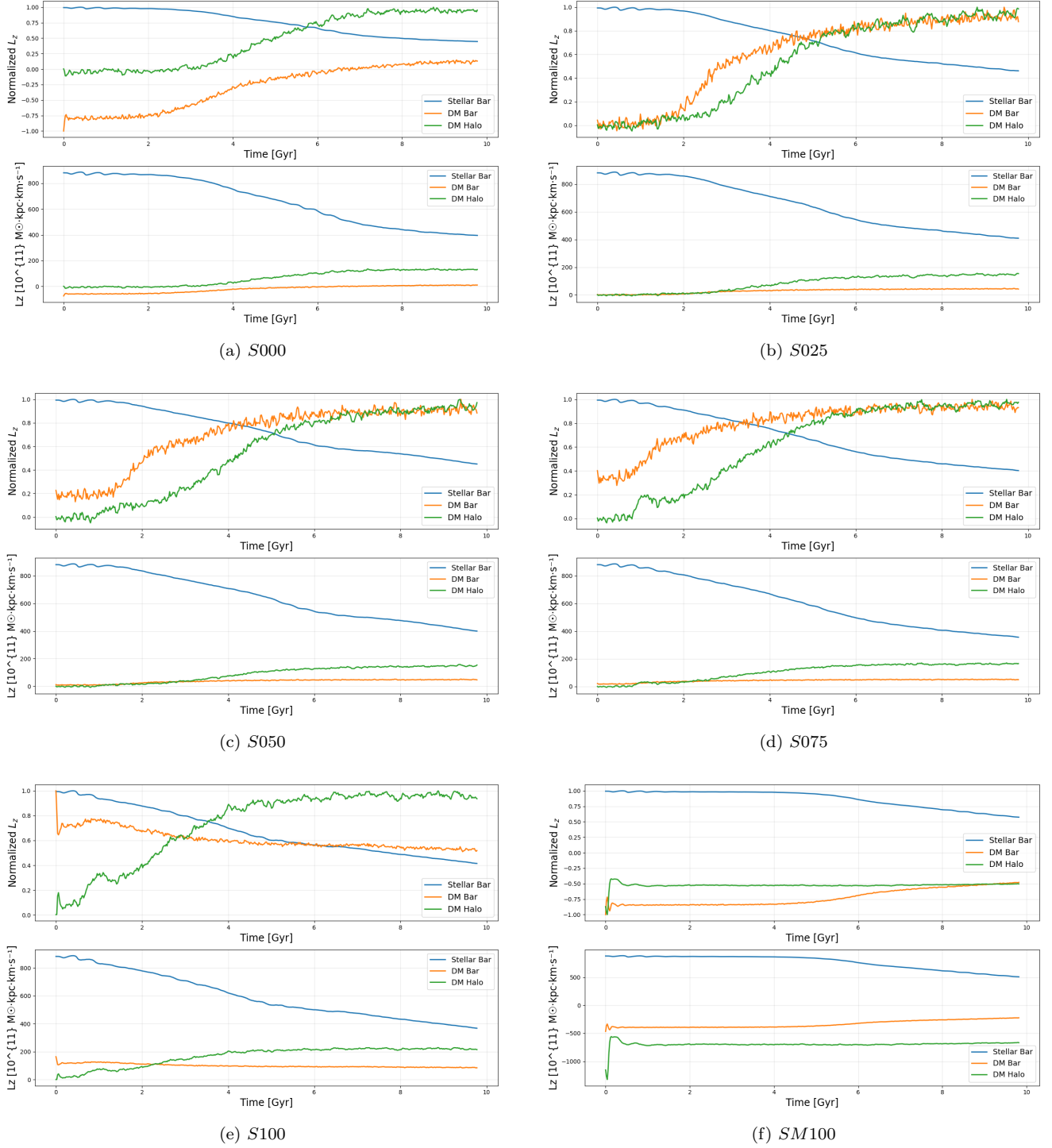


**Figure 6.** Evolution of stellar bar and dark matter bar angle over time for varying halo spin parameter.

ponents. The alignment of stellar and DM bars has been confirmed in the TNG50 simulations (Ash et al. 2024).

### 3.6. Angular Momentum Over Time

Angular momentum transfer plays a pivotal role in galaxy dynamics, governing the co-evolution of bars and



**Figure 7.** Evolution of angular momentum for the stellar bar, dark matter bar, and the dark matter halo over time, shown for increasing initial halo spin parameters.

their surrounding halo. Figure 7 displays the dynamics of the angular momentum transfer over time by the dark matter bar, halo and the stellar bar. The angular momentum flows from the barred stellar disc to the DM halo as discussed in prior works (Athanasoula

2003, 2005; Berentzen et al. 2007; Martinez-Valpuesta et al. 2006; Dubinski et al. 2009) The transfer of angular momentum is driven by orbital resonances, and primarily by the corotation resonance (CR), inner Lindblad resonance (ILR) and outer Lindblad resonance



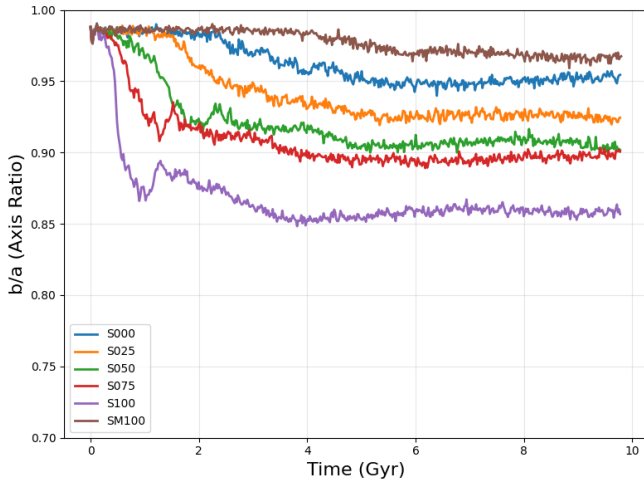
(OLR) as shown in previous studies (Athanasoula 2003; Martinez-Valpuesta et al. 2006; Collier et al. 2019; Chiba & Kataria 2024).

For the stellar bar, we considered the region  $R \leq 20kpc$  and  $|z| \leq 3kpc$  while for the dark matter bar, we analysed the region  $R \leq 10kpc$  and  $|z| \leq 3kpc$ . The dark matter halo was analysed within the radial range  $10kpc \leq R \leq 25kpc$  and  $|z| \leq 10kpc$ .

The stellar bar, as it evolves, interacts dynamically with the DM halo, and it transfers angular momentum to the halo and consequently loses it. The DM halo gains angular momentum over time, and the DM bar, being embedded in the halo, also exhibits a similar trend except for *S100*. The *S100* model displays that the DM bar in correspondence with its stellar counterpart loses angular momentum over its evolutionary phase. This trend is displayed since the initial angular momentum of DM bar is much larger than the outer DM halo in *S100* model.

As discussed, the *SM100* model exhibits delayed triggering of the stellar bar, as shown in Figure 3.3, which displayed the transfer of angular momentum occurs primarily in the later period of its evolutionary phase.

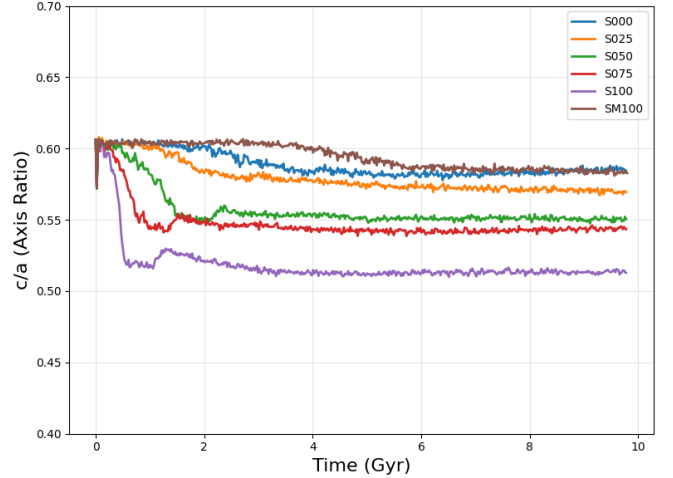
The DM halo exhibits a larger absolute gain in angular momentum, as shown in the bottom panel of each model in the Figure 7, whereas the normalised plots reveal that the DM bar experiences a greater relative growth.



**Figure 8.** The time evolution of the  $b/a$  axis ratio for all models, where  $b/a$  represents structural morphology of the DM bar

### 3.7. Morphological Evolution of DM Bar Structure

The evolution of the axial ratios  $b/a$  and  $c/a$ , representing the intermediate:major and minor:major axis ratios, respectively, is shown in Figures 8 and 9, which represent the evolution of the structural morphology of



**Figure 9.** The time evolution of the  $c/a$  axis ratio for all models, where  $c/a$  represents vertical thickness of the DM bar

the DM bar and its vertical flattening. We observe that the dark matter bar in all our models undergoes progressive morphological evolution, with the higher values of the initial halo spin parameter  $\lambda$ , in prograde direction leading to a stronger and more prominent bar in the later stages of its evolution as summarized in the Table 1.

As the halo spin parameter  $\lambda$  increases in our prograde models, the  $b/a$  ratio decreases, indicating that the DM bar develops a prominent bar-like structural morphology with increasing prograde halo spin. The *S100* model with the lowest  $b/a$  ratio has the most prominent DM bar structure among other models, while the *SM100* model has the least distinct bar morphology at the final stage of its evolutionary phase.

Similar to the  $b/a$  axis ratio, the  $c/a$  ratio also decreases with increasing  $\lambda$ , indicating a more enhanced vertical flattening in our prograde models, with increasing the  $\lambda$ . The DM bar in *S100* model, showed the most enhanced flattening, while the *SM100* model demonstrated the least significant vertical flattening, as shown in Table 1. The  $c/a$  ratio of the DM bar in each model stabilizes after the initial period of bar formation and remains constant throughout the rest of its evolution.

We observe that the  $b/a$  ratio decreases and  $c/a$  ratio remains constant over time, following the establishment of the non-axisymmetric morphology as previously shown in (Ash et al. 2024), in all the models irrespective of the spin parameter  $\lambda$  of the halo.

**Table 1.** Axis ratios for dark matter bars across different spin models at the end of their evolutionary period.

Model	DM $b/a$	DM $c/a$
S000	0.9545	0.5844
S025	0.9246	0.5694
S050	0.9018	0.5504
S075	0.9004	0.5432
S100	0.8566	0.5127
SM100	0.9675	0.5828

#### 4. DISCUSSION

In contrast to stellar bars, the Dark Matter (DM) bars remain comparatively less explored in the context of galactic dynamics. The study of the dark matter bar is important to get a complete picture of the evolutionary galaxy dynamics. This study aims to bridge the gap in our current literature knowledge about the DM bar, particularly how it co-evolves with its baryonic counterpart and what its evolutionary traits are under the influence of the different initial halo spin parameters of the parent DM halo. We also investigated how stellar disturbances shape the evolutionary growth of the DM bar.

We investigated the formation and evolution of DM bars in the disc halo system under varying initial halo spin parameter  $\lambda$  using the N-body simulation evolved for 9.78 Gyr. We analysed the evolutionary characteristics of DM bar in the halo with the spin parameter  $\lambda = 0 - 0.1$  in prograde and  $\lambda = 0.1$  in retrograde, in order to obtain a conclusive result on how the dynamics of the disc-halo system and primarily the properties of DM bar are impacted by both prograde and retrograde halo spin.

As discussed, DM bars are formed and evolve as a response to the parent DM halo during its co-evolution with the baryonic disc, with the stellar bar playing the most significant role.

First, we measured the bars' instability, and observed that the higher prograde spin leads to an earlier onset of the buckling event while the model with retrograde halo spin displayed a delayed occurrence of the buckling event. The models with higher prograde spin parameter displayed a second buckling event in their evolutionary phase, in agreement with (Martinez-Valpuesta et al. 2006), which revealed that recurrent buckling is a key characteristic of long-term bar evolution. We

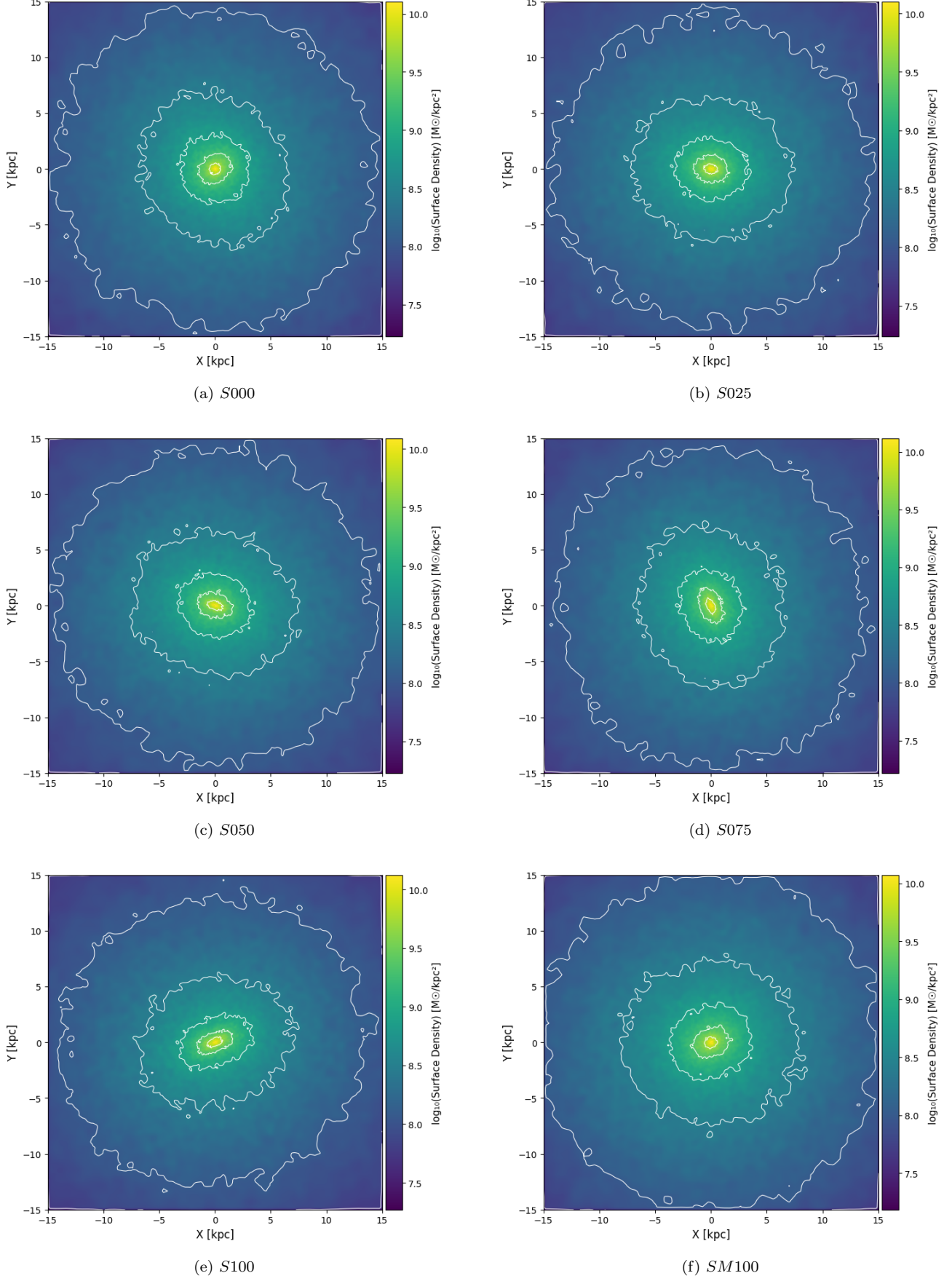
see that co-rotating DM haloes facilitate bar formation through resonant gravitational interactions as shown in prior study (Saha & Naab 2013). The results also convey that the stellar bar formation timescale decreases with an increase in halo spin, agreeing with previous studies (Saha & Naab 2013; Long et al. 2014; Collier et al. 2018), facilitated by efficient angular momentum transfer. The dark matter bar mirrors the stellar bar in this trend. (Kataria 2025) further revealed that spinning halos are approximately eight times more efficient in transporting angular momentum from the disk to the halo compared to non-spinning halos.

Our results are consistent with recent findings from cosmological simulations. The study from TNG50 simulations (Ash et al. 2024; Ansar & Das 2024) supports that DM bars commonly occur in barred disk galaxies in realistic cosmological contexts, with properties consistent with isolated simulations. The results of our work help us to understand how different initial spin configurations will shape the evolutionary characteristics of the system through differential angular momentum exchange.

We observe that the DM bar exhibits lower strength in correspondence to the stellar bar, aligning with earlier results (Collier et al. 2019). The stellar bar strength, irrespective of the initial spin parameter  $\lambda$ , saturates at a similar level, whereas the dark matter bar strength at the end of its evolutionary period varies with  $\lambda$ , showing clear dependence on it. The DM bars display a higher saturation level with higher spin in prograde, while both the bars in the retrograde halo displayed lower bar strength in comparison to their prograde counterparts at the end of their evolutionary phase.

Figure 10, also reflects that the Dark Matter halo gradually develops a non-axisymmetrical structure in the inner region of the DM halo, losing its initial symmetry as the spin increases in the prograde direction, therefore developing a DM bar in the inner region of the DM halo. The geometry of the non-axisymmetric structure of the inner DM halo becomes more pronounced as the spin increases.

Our results suggest that the long-term bar evolution is governed by continuous secular processes instead of being permanently weakened by dynamical instabilities. We find that models with higher halo spin exhibit a more pronounced decline in bar strength, primarily during the first buckling period, which occurs over a shorter timescale. Both the DM and stellar bar regain their strength after the completion of the stellar buckling phase, exceeding their pre-buckling magnitude and eventually saturating over time. In this case, we find that buckling does not significantly reduce the strength



**Figure 10.** Dark matter surface density for models with varying spin parameter at  $t = 9.78$  Gyr.

of either bar, as both regain their strength after the buckling phase, showing a contrast with earlier studies reported by (Long et al. 2014; Collier et al. 2018, 2019). The bar growth is governed by continuous angular momentum transfer and resonance trapping, processes that persist well beyond the buckling phase as shown in (Martinez-Valpuesta et al. 2006). The conclusive explanation of why our results differ from previous studies (Long et al. 2014; Collier et al. 2018, 2019) is discussed in (Kataria 2024) and in Figure 9 of (Kataria & Shen 2022).

We also observed that the non-axisymmetric geometry of the inner region of the DM halo becomes more pronounced as the spin increases in the prograde direction.

Next, we analyse the evolution of the DM bar pattern speed over time. We observe that, irrespective of the initial pattern speed of the spin of the parent halo, the pattern speed of each bar saturates at a comparable level, demonstrating similar characteristics to the stellar bar (Kataria & Shen 2022). This convergence of pattern speeds represents a fundamental aspect of disc-halo coupling through resonant interactions. As the DM bars develop and gain strength, their pattern speed decreases. The DM bar in the halo with the highest prograde spin, *S100*, exhibits the highest initial pattern speed, which gradually decreases over time, whereas *SM100*, the DM bar, begins with the lowest initial pattern speed but shows the steepest decline.

As time progresses, both bars develop their structural morphology and eventually their pattern speed decreases. Consequently, the angular differences between the bars reduce, with the DM bars become nearly aligned with their stellar counterparts at the later stages of their evolutionary phase.

The DM halo actively participates in the dynamical evolution of galaxies through the transfer of angular momentum between the dark matter halo and the baryonic matter. Angular momentum transfer plays the key role in galaxy evolution, as it provides the primary channel through which the dark matter and baryonic components interact and co-evolve.

In this study, we find that the initial spin parameter, which is an intrinsic property of the DM halo, governs the evolution of the disc-halo system and consequently the transfer of angular momentum. The baryonic matter, primarily stellar bar, interacts with the halo and consequently loses angular momentum over its evolutionary period, consequently becoming more structurally developed. In turn, the halo gains angular momentum through this interaction. A similar trend is shown by the DM bar as it is embedded inside the par-

ent halo and formed as the dynamic interaction between the disc, primarily the stellar bar and the DM halo. The DM bar in the halo with the highest prograde spin, *S100*, exhibits a different evolutionary behavior compared to the other models, in that it loses angular momentum over time, similar to stellar bars and differing from DM bars in other models. This behavior arises because the initial angular momentum of the DM bar is much larger than the outer DM halo.

As discussed, the DM bars develop a well-defined bar-like morphology over time, as traced by the evolution of the  $b/a$  and  $c/a$  axial ratios. We see that with an increase in prograde halo spin, the DM bar becomes more structurally profound by the end of its evolutionary period, while the DM bar in retrograde halo spin develops weaker structural morphology compared to its prograde counterparts. Similar to the behaviour of  $b/a$  ratio, the  $c/a$  ratio decreases in models with higher prograde halo spin, indicating enhanced vertical flattening at higher spins. The *SM100* model displayed the least vertical flattening among all the models. The vertical structure of the DM bar, quantified by the  $c/a$  ratio, remains nearly constant over time in all models, after the development of bar-like non-axisymmetric morphology, consistent with results from the TNG50 simulation (Ash et al. 2024).

The formation of a non-axisymmetric DM structure ideates toward the resolution of long-standing questions about whether bars can modify the density cusps predicted by CDM simulations. Our results suggest that the structure of the inner halo becomes increasingly non-axisymmetric with higher prograde spin, potentially providing an observational test for halo spin using gravitational lensing.

Recent JWST observations have revealed a high fraction of barred galaxies at  $z > 2$  (Le Conte et al. 2024; Guo et al. 2025), questions the conventional view that bars are predominantly features of evolved, low-redshift galaxies. The results of this study suggests that galaxies forming in high-spin halos at early epochs could develop bars more rapidly, becoming one of the possible explanation for these observations (Kataria 2025).

## 5. CONCLUSION

In this article, we study the evolution of the dark matter bars in disk-halo systems with increasing spin parameter over a period of 9.78 Gyr, using N-body simulations, to understand how halo spin ( $\lambda$ ) affects in the characteristics of the DM bar. The spin parameter ( $\lambda$ ) in these models ranges from 0 – 0.1. We also studied a retrograde spinning halo model which is counterrotating with respect to the disk. The DM bar develops as a re-



sult of DM haloes' response to their interaction with the stellar bar through the transfer of angular momentum. We summarize our results below.

1. An increase in halo spin parameter in prograde direction triggers the earlier formation of the DM bar. The DM bar strength depends strongly on the initial spin of the parent DM halo. The strength increases gradually and saturates at a higher magnitude as we increase the halo spin in the prograde direction. Therefore, the DM bar in the *S100* model demonstrates the highest DM bar strength. This behavior of the DM bar differs from that of its stellar counterpart, for which the bar strength saturates at a comparable level irrespective of the initial spin of the DM halo.
2. The buckling of the stellar bar affects not only the strength of its own but also its Dark Matter counterpart. We find that the stellar disturbance leads to a decrease in the strength of the DM bar. The drop in DM bar strength is more pronounced during the first buckling phase in models that experience two buckling events in their lifetime, due to the short duration of the event. Both the stellar and DM bars regain their strength after the completion of the buckling phase and saturate at a strength level higher than that prior to buckling.
3. The pattern speed of the DM bar saturates at a comparable level, later in its evolutionary phase, irrespective of its initial halo spin. As the DM bar starts gaining its strength, its pattern speed reduces. The spin parameter affects the initial pattern speed of the DM bar, which increases with higher prograde spin, whereas the DM bar in the retrograde model exhibits the lowest initial pattern speed. The drop in pattern speed is fastest in the retrograde model.
4. We find that the orientation of both the bars remained mostly independent of the initial spin parameter  $\lambda$ . As both bars evolve and develop prominent bar-like morphology, the pattern speed of both bars decreases, which gradually decreases the angular difference between them, leading to eventual coupling.

5. Stellar bar interacts dynamically with the DM halo through the transfer of angular momentum, eventually losing it and slowing down with time. The DM halo and the DM bar gain angular momentum during its evolutionary phase. The DM bar in *S100* shows a reverse trend since the initial angular momentum of the DM bar is much larger than the outer DM halo.
6. We observe that as we increase the spin of the halo in prograde direction, the inner region of the DM halo develops a more pronounced bar-like morphology, since the  $b/a$  ratio decreases as we increase the spin. The retrograde model demonstrates the highest  $b/a$  ratio, signifying the least pronounced bar-like morphology.
7. The vertical flattening of the DM bar increases with higher halo spin, as reflected by a lower value of the  $c/a$  ratio. The  $c/a$  ratio of the DM bar for each model remain nearly constant throughout its evolutionary phase.

In summary, the evolutionary characteristics of the DM bar are strongly influenced by the initial spin of the DM halo and exhibit a significant dependence on  $\lambda$ . Studying the evolution of the DM bar reveals previously unexplored dynamical effects that play a significant role in the overall evolution of galaxies.

## 6. ACKNOWLEDGEMENT

We thank the Department of Science and Technology (DST), Government of India, for providing the financial support through the INSPIRE Faculty Grant (DST/INSPIRE/03/2024/000401). We also extend our sincere thanks to Department of S.P.A.S.E, IIT KANPUR, for providing the necessary facilities and for permitting the use of departmental resources essential to this work. This work made use of the Gravity Supercomputer at the Department of Astronomy, Shanghai Jiao Tong University, the facilities of the Center for High Performance Computing at Shanghai Astronomical Observatory, the facilities in the National Supercomputing Center in Jinan, and the Param Sanganak Supercomputing facilities at IIT Kanpur.

## REFERENCES

- Aguerri, J. A. L., Méndez-Abreu, J., & Corsini, E. M. 2009, *A&A*, 495, 491, doi: [10.1051/0004-6361/200810931](https://doi.org/10.1051/0004-6361/200810931)
- Ansar, S., & Das, M. 2024, The stellar bar - dark matter halo connection in the TNG50 simulations. <https://arxiv.org/abs/2311.11998>
- Ansar, S., Kataria, S. K., & Das, M. 2023, *MNRAS*, 522, 2967, doi: [10.1093/mnras/stad1060](https://doi.org/10.1093/mnras/stad1060)
- Ash, N., Valluri, M., Chen, Y., & Bell, E. F. 2024, *The Astrophysical Journal*, 976, 189, doi: [10.3847/1538-4357/ad863a](https://doi.org/10.3847/1538-4357/ad863a)



- Athanassoula, E. 2002, *ApJL*, 569, L83, doi: [10.1086/340784](https://doi.org/10.1086/340784)
- . 2003, *MNRAS*, 341, 1179, doi: [10.1046/j.1365-8711.2003.06473.x](https://doi.org/10.1046/j.1365-8711.2003.06473.x)
- Athanassoula, E. 2003, *Monthly Notices of the Royal Astronomical Society*, 341, 1179–1198, doi: [10.1046/j.1365-8711.2003.06473.x](https://doi.org/10.1046/j.1365-8711.2003.06473.x)
- Athanassoula, E. 2005, *Annals of the New York Academy of Sciences*, 1045, 168, doi: [10.1196/annals.1350.013](https://doi.org/10.1196/annals.1350.013)
- Athanassoula, E. 2005, *Monthly Notices of the Royal Astronomical Society*, 358, 1477–1488, doi: [10.1111/j.1365-2966.2005.08872.x](https://doi.org/10.1111/j.1365-2966.2005.08872.x)
- Athanassoula, E. 2007, *MNRAS*, 377, 1569, doi: [10.1111/j.1365-2966.2007.11711.x](https://doi.org/10.1111/j.1365-2966.2007.11711.x)
- Athanassoula, E. 2013, *Bars and secular evolution in disk galaxies: Theoretical input*, ed. J. Falcón-Barroso & J. H. Knapen, *Canary Islands Winter School of Astrophysics* (Cambridge University Press), 305–352
- Athanassoula, E., Machado, R. E. G., & Rodionov, S. A. 2013, *MNRAS*, 429, 1949, doi: [10.1093/mnras/sts452](https://doi.org/10.1093/mnras/sts452)
- Athanassoula, E., & Misiriotis, A. 2002, *MNRAS*, 330, 35, doi: [10.1046/j.1365-8711.2002.05028.x](https://doi.org/10.1046/j.1365-8711.2002.05028.x)
- Barazza, F. D., Jogee, S., & Marinova, I. 2008, *ApJ*, 675, 1194, doi: [10.1086/526510](https://doi.org/10.1086/526510)
- Berentzen, I., & Shlosman, I. 2006, *ApJ*, 648, 807, doi: [10.1086/506016](https://doi.org/10.1086/506016)
- Berentzen, I., Shlosman, I., Martinez-Valpuesta, I., & Heller, C. H. 2007, *The Astrophysical Journal*, 666, 189–200, doi: [10.1086/520531](https://doi.org/10.1086/520531)
- Binney, J., & Tremaine, S. 2008, *Galactic Dynamics: Second Edition* (Princeton University Press)
- Bullock, J. S., Dekel, A., Kolatt, T. S., et al. 2001, *ApJ*, 555, 240, doi: [10.1086/321477](https://doi.org/10.1086/321477)
- Buta, R. J., Sheth, K., Athanassoula, E., et al. 2015, *ApJS*, 217, 32, doi: [10.1088/0067-0049/217/2/32](https://doi.org/10.1088/0067-0049/217/2/32)
- Chen, B.-H., Kataria, S. K., Shen, J., & Guo, M. 2025, *The Astrophysical Journal*, 994, 124, doi: [10.3847/1538-4357/ae13a6](https://doi.org/10.3847/1538-4357/ae13a6)
- Chiba, R., & Kataria, S. K. 2024, *Mon. Not. R. Astron. Soc.*, 528, 4115
- Colín, P., Valenzuela, O., & Klypin, A. 2006, *ApJ*, 644, 687, doi: [10.1086/503791](https://doi.org/10.1086/503791)
- Collier, A., Heller, C., & Shlosman, I. 2019, *Monthly Notices of the Royal Astronomical Society*, 488, 5788, doi: [10.1093/mnras/stz2144](https://doi.org/10.1093/mnras/stz2144)
- Collier, A., & Madigan, A.-M. 2021, *ApJ*, 915, 23, doi: [10.3847/1538-4357/ac004d](https://doi.org/10.3847/1538-4357/ac004d)
- Collier, A., Shlosman, I., & Heller, C. 2018, *Monthly Notices of the Royal Astronomical Society*, 476, 1331–1344, doi: [10.1093/mnras/sty270](https://doi.org/10.1093/mnras/sty270)
- Combes, F., & Sanders, R. H. 1981, *A&A*, 96, 164
- Debattista, V. P., Mayer, L., Carollo, C. M., et al. 2006, *ApJ*, 645, 209, doi: [10.1086/504147](https://doi.org/10.1086/504147)
- Debattista, V. P., & Sellwood, J. A. 2000, *ApJ*, 543, 704, doi: [10.1086/317148](https://doi.org/10.1086/317148)
- Di Matteo, P., Haywood, M., Combes, F., Semelin, B., & Snaith, O. N. 2013, *A&A*, 553, A102, doi: [10.1051/0004-6361/201220539](https://doi.org/10.1051/0004-6361/201220539)
- Dubinski, J., Berentzen, I., & Shlosman, I. 2009, *ApJ*, 697, 293, doi: [10.1088/0004-637X/697/1/293](https://doi.org/10.1088/0004-637X/697/1/293)
- Dubinski, J., Berentzen, I., & Shlosman, I. 2009, *The Astrophysical Journal*, 697, 293–310, doi: [10.1088/0004-637x/697/1/293](https://doi.org/10.1088/0004-637x/697/1/293)
- Erwin, P. 2018, *MNRAS*, 474, 5372, doi: [10.1093/mnras/stx3117](https://doi.org/10.1093/mnras/stx3117)
- Eskridge, P. B., Frogel, J. A., Pogge, R. W., et al. 2000, *The Astronomical Journal*, 119, 536–544, doi: [10.1086/301203](https://doi.org/10.1086/301203)
- Guo, Y., Jogee, S., Wise, E., et al. 2025, *The Astrophysical Journal*, 985, 181, doi: [10.3847/1538-4357/adc8a7](https://doi.org/10.3847/1538-4357/adc8a7)
- Hernquist, L., & Weinberg, M. D. 1992, *ApJ*, 400, 80, doi: [10.1086/171975](https://doi.org/10.1086/171975)
- Hohl, F., & Hockney, R. W. 1969, *Journal of Computational Physics*, 4, 306, doi: [10.1016/0021-9991\(69\)90002-3](https://doi.org/10.1016/0021-9991(69)90002-3)
- Holley-Bockelmann, K., Weinberg, M., & Katz, N. 2005, *MNRAS*, 363, 991, doi: [10.1111/j.1365-2966.2005.09501.x](https://doi.org/10.1111/j.1365-2966.2005.09501.x)
- Kataria, S. K. 2024, *MNRAS*, 534, 3565, doi: [10.1093/mnras/stae2311](https://doi.org/10.1093/mnras/stae2311)
- Kataria, S. K. 2025, *Can A Kinematically Hot and Thick Disk Form A Bar? : Role of Highly Spinning Dark Matter Halos*, *arXiv*, doi: [10.48550/ARXIV.2512.21632](https://doi.org/10.48550/ARXIV.2512.21632)
- Kataria, S. K., & Das, M. 2018, *MNRAS*, 475, 1653, doi: [10.1093/mnras/stx3279](https://doi.org/10.1093/mnras/stx3279)
- . 2019, *ApJ*, 886, 43, doi: [10.3847/1538-4357/ab48f7](https://doi.org/10.3847/1538-4357/ab48f7)
- Kataria, S. K., Das, M., & Barway, S. 2020, *A&A*, 640, A14, doi: [10.1051/0004-6361/202037527](https://doi.org/10.1051/0004-6361/202037527)
- Kataria, S. K., & Shen, J. 2022, *The Astrophysical Journal*, 940, 175, doi: [10.3847/1538-4357/ac9df1](https://doi.org/10.3847/1538-4357/ac9df1)
- . 2024, *The Astrophysical Journal*, 970, 45, doi: [10.3847/1538-4357/ad5b58](https://doi.org/10.3847/1538-4357/ad5b58)
- Kataria, S. K., & Vivek, M. 2024, *MNRAS*, 527, 3366, doi: [10.1093/mnras/stad3383](https://doi.org/10.1093/mnras/stad3383)
- Kumar, A., Das, M., & Kataria, S. K. 2022, *MNRAS*, 509, 1262, doi: [10.1093/mnras/stab3019](https://doi.org/10.1093/mnras/stab3019)
- Kumar, A., & Kataria, S. K. 2022, *Monthly Notices of the Royal Astronomical Society*, 514, 2497, doi: [10.1093/mnras/stac1487](https://doi.org/10.1093/mnras/stac1487)
- Le Conte, Z. A., Gadotti, D. A., Ferreira, L., et al. 2024, *Monthly Notices of the Royal Astronomical Society*, 530, 1984, doi: [10.1093/mnras/stae921](https://doi.org/10.1093/mnras/stae921)

- Long, S., Shlosman, I., & Heller, C. 2014, *The Astrophysical Journal*, 783, L18, doi: [10.1088/2041-8205/783/1/118](https://doi.org/10.1088/2041-8205/783/1/118)
- Marostica, D. A., Machado, R. E. G., Athanassoula, E., & Manos, T. 2024, *Galaxies*, 12, 27, doi: [10.3390/galaxies12030027](https://doi.org/10.3390/galaxies12030027)
- Martinez-Valpuesta, I., Shlosman, I., & Heller, C. 2006, *ApJ*, 637, 214, doi: [10.1086/498338](https://doi.org/10.1086/498338)
- Martinez-Valpuesta, I., Shlosman, I., & Heller, C. 2006, *The Astrophysical Journal*, 637, 214–226, doi: [10.1086/498338](https://doi.org/10.1086/498338)
- Miller, R. H., Prendergast, K. H., & Quirk, W. J. 1970, *ApJ*, 161, 903, doi: [10.1086/150593](https://doi.org/10.1086/150593)
- Nair, P. B., & Abraham, R. G. 2010, *ApJL*, 714, L260, doi: [10.1088/2041-8205/714/2/L260](https://doi.org/10.1088/2041-8205/714/2/L260)
- O’Neill, J. K., & Dubinski, J. 2003, *MNRAS*, 346, 251, doi: [10.1046/j.1365-2966.2003.07085.x](https://doi.org/10.1046/j.1365-2966.2003.07085.x)
- Romeo, A. B., Agertz, O., & Renaud, F. 2023, *MNRAS*, 518, 1002, doi: [10.1093/mnras/stac3074](https://doi.org/10.1093/mnras/stac3074)
- Saha, K., & Naab, T. 2013, *Monthly Notices of the Royal Astronomical Society*, 434, 1287–1299, doi: [10.1093/mnras/stt1088](https://doi.org/10.1093/mnras/stt1088)
- Schaye, J., Crain, R. A., Bower, R. G., et al. 2015, *MNRAS*, 446, 521, doi: [10.1093/mnras/stu2058](https://doi.org/10.1093/mnras/stu2058)
- Sellwood, J. A. 2014, *Reviews of Modern Physics*, 86, 1, doi: [10.1103/RevModPhys.86.1](https://doi.org/10.1103/RevModPhys.86.1)
- Sheth, K., Vogel, S. N., Regan, M. W., Thornley, M. D., & Teuben, P. J. 2005, *ApJ*, 632, 217, doi: [10.1086/432409](https://doi.org/10.1086/432409)
- Springel, V., Di Matteo, T., & Hernquist, L. 2005a, *MNRAS*, 361, 776, doi: [10.1111/j.1365-2966.2005.09238.x](https://doi.org/10.1111/j.1365-2966.2005.09238.x)
- Springel, V., White, S. D. M., Jenkins, A., et al. 2005b, *Nature*, 435, 629, doi: [10.1038/nature03597](https://doi.org/10.1038/nature03597)
- Tahmasebzadeh, B., Dattathri, S., Valluri, M., et al. 2024, *The Astrophysical Journal*, 975, 120, doi: [10.3847/1538-4357/ad77c8](https://doi.org/10.3847/1538-4357/ad77c8)
- Villa-Vargas, J., Shlosman, I., & Heller, C. 2009, *The Astrophysical Journal*, 707, 218–232, doi: [10.1088/0004-637x/707/1/218](https://doi.org/10.1088/0004-637x/707/1/218)
- . 2010, *The Astrophysical Journal*, 719, 1470–1480, doi: [10.1088/0004-637x/719/2/1470](https://doi.org/10.1088/0004-637x/719/2/1470)
- Weinberg, M. D., & Katz, N. 2007, *MNRAS*, 375, 460, doi: [10.1111/j.1365-2966.2006.11307.x](https://doi.org/10.1111/j.1365-2966.2006.11307.x)