

Rerank Before You Reason: Analyzing Reranking Tradeoffs through Effective Token Cost in Deep Search Agents

Sahel Sharifymoghaddam and Jimmy Lin

David R. Cheriton School of Computer Science,

University of Waterloo, Canada

{sahel.sharifymoghaddam,jimmylin}@uwaterloo.ca

Abstract

Deep research agents rely on iterative retrieval and reasoning to answer complex queries, but scaling test-time computation raises significant efficiency concerns. We study how to allocate reasoning budget in deep search pipelines, focusing on the role of listwise reranking. Using the BrowseComp-Plus benchmark, we analyze tradeoffs between model scale, reasoning effort, reranking depth, and total token cost via a novel effective token cost (ETC) metric. Our results show that reranking consistently improves retrieval and end-to-end accuracy, and that moderate reranking often yields larger gains than increasing search-time reasoning, achieving comparable accuracy at substantially lower cost. All our code is available at <https://github.com/texttron/BrowseComp-Plus.git>.

1 Introduction and Related Work

Deep research agents (Huang et al., 2025; Asai et al., 2024) combine large language models (LLMs) with iterative retrieval and reasoning to answer complex, multi-hop queries that exceed the scope of single-round retrieval-augmented generation (RAG) (Lewis et al., 2020; Ram et al., 2023). By decomposing queries into sequences of search actions and reasoning over intermediate evidence, such agents achieve strong performance on reasoning-intensive benchmarks (Huang et al., 2025; Xi et al., 2025). However, scaling test-time computation in this manner introduces substantial overhead, making deep search increasingly constrained by efficiency rather than accuracy alone (Wang et al., 2025).

Recent work has emphasized improving efficiency in LLM-based systems, particularly for long-context and multi-step reasoning. Techniques such as prompt caching (Gim et al., 2024) and prefix reuse reduce input costs, while methods like Agent-Diet (Xiao et al., 2025) reduce redundant context in agent trajectories. Nevertheless, retrieval-stage

efficiency remains less understood, as many evaluations rely on opaque web search APIs that conflate retrieval quality with external service behavior (Huang et al., 2025).

To address this limitation, Chen et al. introduce BrowseComp-Plus (Chen et al., 2025) for controlled analysis of deep research by fixing the retrieval stage to a human-verified document corpus. Their experimental results show that stronger retrievers can simultaneously improve effectiveness and reduce search calls, while increased reasoning effort in agents often yields gains at higher token cost. Despite this progress, the role of *reranking* in deep research pipelines remains underexplored. While rerankers are standard in information retrieval systems, their interaction with agentic reasoning and their cost-effectiveness in multi-turn search have not been systematically studied.

In this work, we analyze listwise reranking (Sun et al., 2023; Sharifymoghaddam et al., 2025) in deep search using the BrowseComp-Plus evaluation setup. We introduce a novel, simple and realistic *Effective Token Cost (ETC)* metric to quantify efficiency-effectiveness tradeoffs; our results show that while adding a reranking stage consistently improves retrieval quality and reduces end-to-end token cost, lightweight reasoning at this stage often provides the most favorable balance between cost and effectiveness.

2 Experimental Setup

We follow the BrowseComp-Plus setup, where LLMs perform agentic search by iteratively generating queries and invoking a retrieval tool. The same search prompt as BrowseComp-Plus (figure 3) and its most effective retriever (qwen3-embedding-8b) are used throughout our experiments. We use OpenAI’s gpt-oss-20b and gpt-oss-120b models as search agents under low, medium, and high reasoning settings. Following OpenAI’s

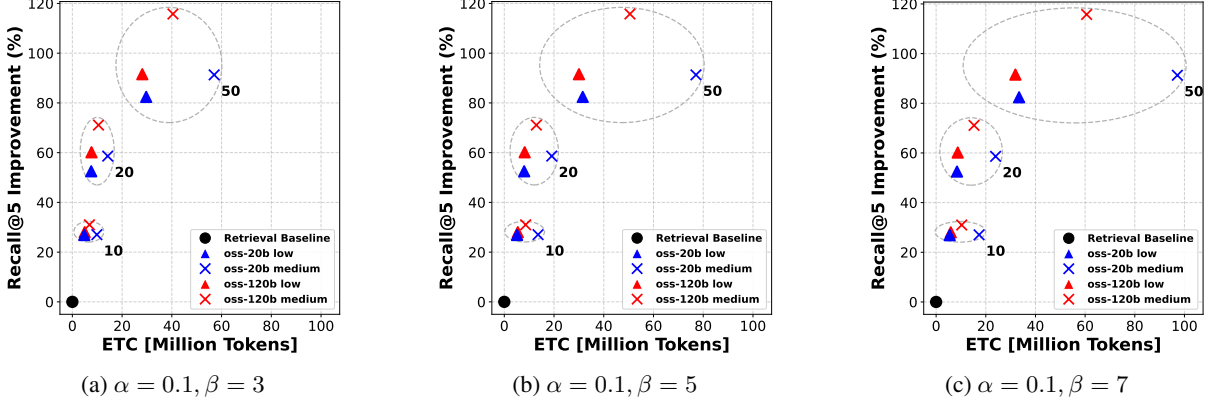


Figure 1: Recall@5 improvement vs. the effective cost per one million tokens for reranking depth of $d \in \{10, 20, 50\}$ with oss-20b and oss-120b models under low and medium reasoning efforts.

recommendations, the maximum output length is set to 2k, 8k, and 16k tokens, respectively. All the experiments are run on the entire dataset containing 830 deep search queries.

Retrieval and Reranking At each search iteration, the retriever returns the top-5 candidate documents for each query, which are then passed to the search agent. To control context growth, all candidate documents are truncated to 512 tokens.

When reranking is enabled, the top- d retrieved candidates ($d \in \{10, 20, 50\}$) are reranked, and the final top-5 documents from the reranked list are provided to the search agent. To simplify cost-effectiveness analysis, we use the same oss-20b and oss-120b models as zero-shot listwise rerankers (prompt in figure 4). Reranking is implemented using RankLLM (Sharifymoghammad et al., 2025) with a window size of 20; for $d = 50$, a sliding-window strategy with a stride of 10 is used.

Hardware Setup All inference is performed using vLLM (v0.13.0) on either NVIDIA RTX A6000 (48GB) or NVIDIA H200 Tensor Core (141GB) GPUs, with the allocation determined by model parameters and the required reasoning budget (table 3). Reranking and search inference are executed on separate GPUs to avoid KV-cache and throughput interference. Reranking models use a maximum context length of 32k tokens, while search agents use the maximum supported context length of 128k tokens with automatic truncation for multi-turn interactions.

Evaluation Metrics We assess retrieval effectiveness using Recall@5, Recall@10, NDCG@5, and NDCG@10. End-to-end deep search output is evaluated following the BrowseComp-Plus protocol, which reports Accuracy (measured using an LLM-

as-a-judge), Recall, the number of Search Calls, and Calibration Error (Phan et al., 2025). The average answer accuracy is computed by prompting the oss-120b model with the BrowseComp-Plus judging prompt (figure 5) and evaluating each run five times.

3 Effective Token Cost

To quantify the efficiency–effectiveness tradeoff, we define the *Effective Token Cost* (ETC), a metric that accounts for hardware and financial cost disparities across token types:

$$\text{ETC} = \text{Input}_{nc} + \alpha \cdot \text{Input}_c + \beta \cdot \text{Output}_t \quad (1)$$

Here, Input_{nc} , Input_c , and Output_t represent non-cached input, cached input, and total generated output tokens (including reasoning tokens), respectively. This configurable formulation enables principled comparisons across diverse infrastructure regimes by adjusting the caching discount ($\alpha \in \{0.1, 0.3, 0.5\}$) and the output premium ($\beta \in \{3, 5, 7\}$).

In high-throughput deployments using vLLM, these parameters serve as proxies for system throughput: α models the efficiency of prefix reuse during prefill, while β accounts for the significantly lower tokens per second (TPS) achieved during the resource-intensive auto-regressive decoding phase. In API-based environments, these weights represent the financial disparities of tiered pricing models. In particular, α reflects the substantial cost reductions (up to 90%) offered by providers for cached context, while β captures the significantly higher billing rates for generated tokens. By tuning these parameters, ETC provides a platform-agnostic framework to evaluate the economic and

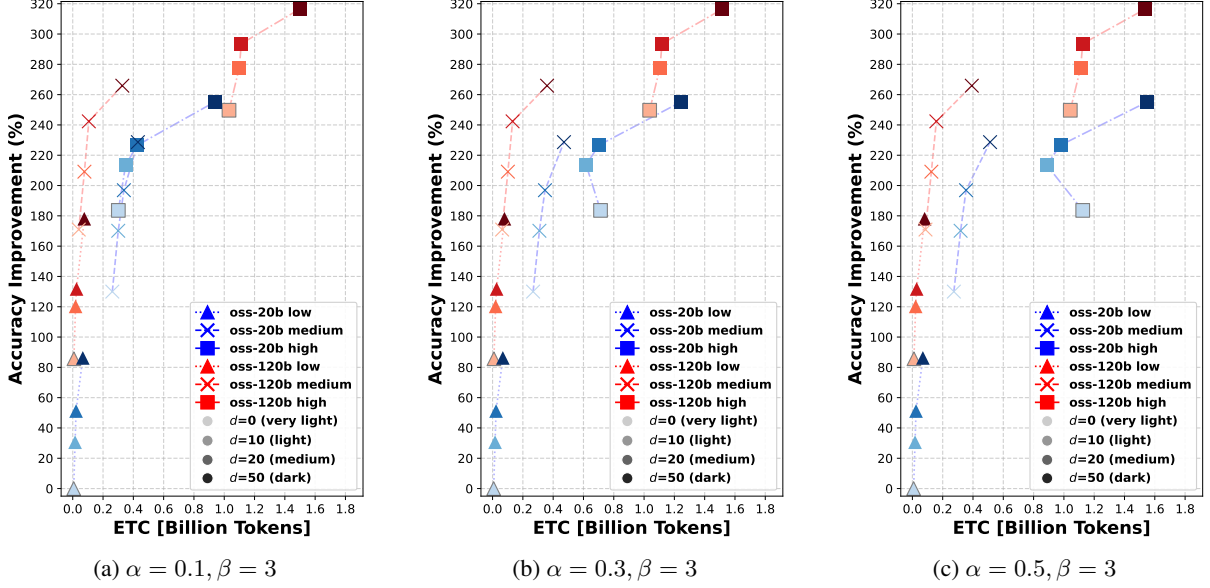


Figure 2: Accuracy improvement vs. the effective cost per ten million tokens for oss-20b and oss-120b deep search agents under low, medium, and high reasoning effort and reranking depth of $d \in \{0, 10, 20, 50\}$. In all cases top-5 candidates are passed to the search agent.

Table 1: Reranking effectiveness in the one-shot setting. The full question is used as the query, with qwen3-embedding-8b retrieving 100 candidates. The top $d \in \{10, 20, 50\}$ candidates are then reranked using oss-20b and oss-120b listwise rerankers under low and medium reasoning effort. Relevance is determined using evidence documents.

Retriever/Reranker	rank- d	NDCG@5	NDCG@10	Recall@5	Recall@10
(0) qwen3-embedding-8b	0	19.72	20.74	14.91	20.77
(1a) oss-20b-low	10	28.08	25.73	18.92	20.77
(1b) oss-20b-medium	10	28.27	25.93	18.94	20.77
(1c) oss-120b-low	10	28.76	26.20	19.09	20.77
(1d) oss-120b-medium	10	29.49	26.66	19.53	20.77
(2a) oss-20b-low	20	32.82	30.12	22.74	25.01
(2b) oss-20b-medium	20	34.13	31.18	23.65	25.88
(2c) oss-120b-low	20	34.84	31.68	23.88	25.95
(2d) oss-120b-medium	20	37.17	33.45	25.51	26.97
(3a) oss-20b-low	50	38.91	35.44	27.20	29.59
(3b) oss-20b-medium	50	40.65	37.15	28.52	31.16
(3c) oss-120b-low	50	41.20	37.37	28.56	31.04
(3d) oss-120b-medium	50	46.05	41.38	32.17	34.24

technical viability of deep search agents across both local backends and commercial APIs.

4 Experimental Results

One-shot Reranking Effectiveness. We first evaluate the impact of reasoning effort and model scale on listwise reranking to identify an optimal configuration prior to full deep search. In this experiment, the original query is used for one-shot retrieval via qwen3-embedding-8b to identify the top-100 candidates. We treat the provided evidence documents as ground truth for relevance; evaluations using gold documents (those containing the final answer) exhibit identical trends and are reported in table 5.

Table 2: End-to-end effectiveness of deep research agents with low, medium, and high reasoning efforts and reranking depth of $d \in \{0, 10, 20, 50\}$. For each run the final top-5 candidates are passed to the search agent. For Accuracy (Acc.) and Calibration Error (Calib.) 95% Confidence Intervals (CI) are shown next to averages.

Search Agent	rank- d	Srs.	Recall	Acc. (CI)	Calib. (CI)
(0a) oss-20b-low	0	2.06	18.13	14.87 (0.08)	35.59 (0.07)
(0b) oss-20b-med	0	13.39	42.07	34.20 (0.12)	33.35 (0.09)
(0c) oss-20b-high	0	29.63	55.66	42.17 (0.18)	25.35 (0.05)
(0d) oss-120b-low	0	2.49	24.68	27.61 (0.12)	40.23 (0.09)
(0e) oss-120b-med	0	9.63	45.99	40.29 (0.17)	39.04 (0.07)
(0f) oss-120b-high	0	26.19	61.19	52.00 (0.17)	35.46 (0.11)
(1a) oss-20b-low	10	2.07	21.77	19.42 (0.12)	33.62 (0.20)
(1b) oss-20b-med	10	13.12	49.55	40.17 (0.08)	30.46 (0.15)
(1c) oss-20b-high	10	28.80	62.14	46.65 (0.07)	21.08 (0.01)
(1d) oss-120b-low	10	2.47	29.01	32.75 (0.12)	36.15 (0.11)
(1e) oss-120b-med	10	9.44	51.92	45.97 (0.17)	37.55 (0.28)
(1f) oss-120b-high	10	25.25	65.56	56.19 (0.18)	32.92 (0.17)
(2a) oss-20b-low	20	2.13	25.32	22.48 (0.08)	34.39 (0.13)
(2b) oss-20b-med	20	12.98	53.86	44.15 (0.13)	30.09 (0.22)
(2c) oss-20b-high	20	28.22	65.41	48.57 (0.07)	21.33 (0.42)
(2d) oss-120b-low	20	2.47	32.54	34.46 (0.15)	36.66 (0.14)
(2e) oss-120b-med	20	9.66	57.65	50.91 (0.08)	35.01 (0.01)
(2f) oss-120b-high	20	24.45	68.73	58.53 (0.12)	31.63 (0.22)
(3a) oss-20b-low	50	2.08	28.80	27.69 (0.12)	33.83 (0.14)
(3b) oss-20b-med	50	12.27	58.44	48.87 (0.08)	25.23 (0.11)
(3c) oss-20b-high	50	27.36	70.83	52.82 (0.08)	21.12 (0.28)
(3d) oss-120b-low	50	2.43	36.96	41.35 (0.13)	34.31 (0.02)
(3e) oss-120b-med	50	10.17	61.95	54.41 (0.17)	33.78 (0.11)
(3f) oss-120b-high	50	23.34	72.61	61.93 (0.24)	30.58 (0.14)

Table 1 details the effectiveness of reranking the top- d retrieved documents ($d \in \{10, 20, 50\}$) using oss-20b and oss-120b under low and medium reasoning budgets. Across all configurations, oss-120b consistently outperforms oss-20b under identical settings, as expected.

Across all metrics, effectiveness improves monotonically within each d block, with oss-120b under

medium reasoning achieving the strongest overall effectiveness (e.g., NDCG@5 of 46.05 at $d = 50$). Increasing the reasoning budget consistently improves ranking quality for both model sizes, with larger gains for oss-120b. This effect becomes more pronounced as d increases, reflecting the greater difficulty of reranking larger candidate sets. For example, at ($d=50$), moving to a medium reasoning budget improves NDCG@5 by about 1.7 points for oss-20b and 4.8 points for oss-120b, indicating that higher-capacity models benefit more from additional reasoning budgets.

Nevertheless, increasing the ranking depth d remains the dominant factor. Moving from $d = 10$ to $d = 20$ improves NDCG@5 by roughly 5–6 points, with an additional 6–8 point gain when increasing to $d = 50$. As a result, an oss-120b model with medium reasoning at a given d is still less effective than an oss-20b model with low reasoning at the next higher d threshold.

Reranking Token Usage. Figure 1 presents the Recall@5 improvement per additional one million effective tokens. Because the two model sizes are served on different hardware with non-equivalent per-token costs, we do not use ETC for direct inter-size comparison. Instead, we utilize the metric to analyze the relative efficiency of configurations for each model size separately.

Recall@5 is selected as our evaluation metric because only the top-5 reranked documents are passed to the downstream search agent for the final reasoning stage. Results are reported for $\alpha = 0.1$ only, as fewer than 11.5% of input tokens are cached in this setting, and varying α does not noticeably impact the observed trends; comprehensive results across all values are provided in figure 6. Across $\beta \in \{3, 5, 7\}$, low reasoning is consistently more cost-effective for oss-20b. In contrast, medium reasoning for oss-120b is beneficial only at larger d and lower output premiums. As β increases, the marginal benefit of medium reasoning diminishes across all configurations, highlighting the high cost of autoregressive generation in the search pipeline.

Overall, low reasoning budgets offer the most favorable efficiency–effectiveness tradeoff for reranking in most settings and are therefore adopted in subsequent experiments with the full deep search pipeline. Given that iterative queries generated by search agents are typically less complex than the original one-shot query, allocating a larger reasoning budget to reranking is generally unnecessary.

Deep Research Effectiveness. Table 2 reports the end-to-end results of deep research agents using oss-20b and oss-120b search models under low, medium, and high reasoning effort, with optional listwise reranking with ranking depth of $d \in \{0, 10, 20, 50\}$ using the same models under low reasoning effort. In all cases the final top-5 candidates are passed to search agent.

Considering accuracy and recall as the primary end-to-end and retrieval metrics, several consistent trends emerge. First, for a fixed model size and reranking depth d , increasing the reasoning effort monotonically improves both metrics. Notably, the oss-20b model benefits more from additional reasoning budget than oss-120b, as seen when comparing low vs. high reasoning (rows a vs. c and d vs. f within each d block). Moreover, an oss-20b model with high reasoning effort outperforms an oss-120b model with low reasoning effort (rows c vs. d), highlighting the strong impact of reasoning budget relative to model scale.

Second, for any fixed model size and reasoning effort, increasing d consistently improves both recall and accuracy, with the largest gains occurring when moving from no reranking ($d = 0$) to light reranking ($d = 10$). Examining the two model sizes under high reasoning effort (rows c vs. f), the recall gap between oss-20b and oss-120b narrows substantially as d increases—from roughly six points at $d = 0$ to less than two points at $d = 50$. In contrast, the accuracy gap remains relatively stable at around ten points, indicating that while improved retrieval quality benefits both models, oss-20b is less able to translate these gains into end-to-end answer correctness than oss-120b.

Reranking also consistently reduces calibration error across both model sizes and all reasoning efforts. However, the magnitude of this improvement diminishes as d increases, suggesting diminishing returns from more aggressive reranking.

Finally, enabling reranking has little effect on the number of search calls, indicating that its benefits arise primarily from improved retrieval quality rather than altered search behavior.

Deep Research Token Usage. Figure 2 plots accuracy improvement against the additional ETC per ten million tokens. We focus on $\beta = 3$, since ETC is dominated by input tokens in both search and reranking, and varying the output premium does not qualitatively change the observed trends; full results are provided in figure 7.

Across $\alpha \in \{0.1, 0.3, 0.5\}$, reranking yields strong gains for both model sizes. Under low reasoning effort, increasing the reranking depth from $d = 0$ to $d \in \{10, 20, 50\}$ produces sharp accuracy improvements at relatively small additional ETC. Under medium and high reasoning efforts, the same trend holds for moderate reranking depths ($d \leq 20$); however, further increasing the reranking depth from $d = 20$ to $d = 50$ exhibits noticeably smaller marginal returns (i.e., much flatter slopes), indicating diminishing benefits from aggressively reranking larger candidate sets.

Overall, for each model size, medium reasoning effort combined with deeper reranking achieves accuracy comparable to high reasoning effort with shallow or no reranking, but at substantially lower ETC. This suggests that allocating additional budget to reranking is often more cost-effective than increasing the search agent’s reasoning effort.

5 Conclusion

We analyzed how reasoning budget should be allocated in deep research agents, with an emphasis on listwise reranking. Our results show that reranking reliably improves retrieval quality and end-to-end accuracy, while increasing search-time reasoning offers diminishing returns at high cost. Using our newly introduced effective token cost metric, we demonstrate that moderate reranking is often more cost-effective than higher reasoning budget during search. These findings highlight reranking as a key lever for building efficient deep research systems.

Limitations

First, we use the same model family for both search and reranking. While this simplifies analysis, exploring mixed configurations—such as pairing smaller rerankers with larger search agents or vice versa—may yield more efficient tradeoffs. Second, our experiments are conducted on BrowseComp-Plus, which uses a fixed, human-verified document corpus rather than live web search. While this enables controlled analysis, the results may not fully generalize to deep research benchmarks that rely on external web search APIs.

Third, we treat reranking as a fixed-size top- d selection step. An alternative design is to use a learned relevance assessor that dynamically selects a variable-sized subset of retrieved documents, potentially filtering redundant or irrelevant context more effectively before passing evidence to the

search agent. Finally, our experiments retain all message history and rely on automatic truncation when the context exceeds 128k tokens. Incorporating explicit history compression or summarization mechanisms could further reduce token usage and improve efficiency.

Acknowledgments

This research was supported in part by the Natural Sciences and Engineering Research Council (NSERC) of Canada. The authors would like to thank Zijian Chen, Xueguang Ma, Shengyao Zhuang, and the rest of the BrowseComp-Plus authors for their valuable dataset, codebase, and thoughtful feedback.

References

- Akari Asai, Zeqiu Wu, Yizhong Wang, Avirup Sil, and Hannaneh Hajishirzi. 2024. Self-RAG: Learning to retrieve, generate, and critique through self-reflection. In *Proceedings of the 12th International Conference on Learning Representations (ICLR 2024)*, Vienna, Austria.
- Zijian Chen, Xueguang Ma, Shengyao Zhuang, Ping Nie, Kai Zou, Andrew Liu, Joshua Green, Kshama Patel, Ruoxi Meng, Mingyi Su, Sahel Shari-fymoghaddam, Yanxi Li, Haoran Hong, Xinyu Shi, Xuye Liu, Nandan Thakur, Crystina Zhang, Luyu Gao, Wenhui Chen, and Jimmy Lin. 2025. BrowseComp-Plus: A more fair and transparent evaluation benchmark of deep-research agent. *arXiv:2508.06600*.
- In Gim, Guojun Chen, Seung-seob Lee, Nikhil Sarda, Anurag Khandelwal, and Lin Zhong. 2024. Prompt cache: Modular attention reuse for low-latency inference. In *Proceedings of the 6th Annual Conference on Machine Learning and Systems (MLSys 2024)*, pages 325–338, Santa Clara, CA, USA.
- Yuxuan Huang, Yihang Chen, Haozheng Zhang, Kang Li, Huichi Zhou, Meng Fang, Linyi Yang, Xiaoguang Li, Lifeng Shang, Songcen Xu, Jianye Hao, Kun Shao, and Jun Wang. 2025. Deep research agents: A systematic examination and roadmap. *arXiv:2506.18096*.
- Patrick Lewis, Ethan Perez, Aleksandra Piktus, Fabio Petroni, Vladimir Karpukhin, Naman Goyal, Heinrich K ttler, Mike Lewis, Wen tau Yih, Tim Rock-t schel, Sebastian Riedel, and Douwe Kiela. 2020. Retrieval-augmented generation for knowledge-intensive NLP tasks. In *Proceedings of the 34th Annual Conference on Neural Information Processing Systems (NeurIPS 2020)*, pages 9459–9474.
- Long Phan, Alice Gatti, Ziwen Han, Nathaniel Li, Josephina Hu, Hugh Zhang, Chen Bo Calvin Zhang,

Mohamed Shaaban, John Ling, Sean Shi, Michael Choi, Anish Agrawal, Arnav Chopra, Adam Khoja, Ryan Kim, Richard Ren, Jason Hausenloy, Oliver Zhang, Mantas Mazeika, and 1093 others. 2025. Humanity’s last exam. *arXiv:2501.14249*.

Ori Ram, Yoav Levine, Itay Dalmedigos, Dor Muhlga, Amnon Shashua, Kevin Leyton-Brown, and Yoav Shoham. 2023. In-context retrieval-augmented language models. *Transactions of the Association for Computational Linguistics*, 11:1316–1331.

Sahel Sharifmoghaddam, Ronak Pradeep, Andre Slavesco, Ryan Nguyen, Andrew Xu, Zijian Chen, Yilin Zhang, Yidi Chen, Jasper Xian, and Jimmy Lin. 2025. RankLLM: A Python package for reranking with LLMs. In *Proceedings of the 48th International ACM SIGIR Conference on Research and Development in Information Retrieval (SIGIR 2025)*, pages 3681–3690, Padua, Italy.

Weiwei Sun, Lingyong Yan, Xinyu Ma, Shuaiqiang Wang, Pengjie Ren, Zhumin Chen, Dawei Yin, and Zhaochun Ren. 2023. Is ChatGPT good at search? investigating large language models as re-ranking agents. In *Proceedings of the 2023 Conference on Empirical Methods in Natural Language Processing (EMNLP 2023)*, pages 14918–14937, Singapore.

Fali Wang, Hui Liu, Zongyu DAI, Jingying Zeng, Zhiwei Zhang, Zongyu Wu, Chen Luo, Zhen Li, Xianfeng Tang, Qi He, and Suhang Wang. 2025. AgentTTS: Large language model agent for test-time compute-optimal scaling strategy in complex tasks. In *Proceedings of the 39th Annual Conference on Neural Information Processing Systems (NeurIPS 2025)*, San Diego, USA.

Yunjia Xi, Jianghao Lin, Yongzhao Xiao, Zheli Zhou, Rong Shan, Te Gao, Jiachen Zhu, Weiwen Liu, Yong Yu, and Weinan Zhang. 2025. A survey of LLM-based deep search agents: Paradigm, optimization, and challenges. *arXiv:2508.05668*.

Yuan-An Xiao, Pengfei Gao, Chao Peng, and Yingfei Xiong. 2025. Improving the efficiency of LLM agent systems through trajectory reduction. *arXiv:2509.23586*.

A Hardware Configuration

Table 3: Hardware configuration for (a) reranking-only and (b) end-to-end deep research experiments.

Reranking-only Experiments			
Model	Reasoning	GPU Type	#GPUs
oss-20b	Low, Medium	A6000	2
oss-120b	Low, Medium	H200	1

(a)

End-to-end Deep Research Experiments				
Model	Reasoning	Reranking	GPU Type	#GPUs
oss-20b	Low, Medium	No ($k = 0$)	A6000	2
oss-20b	Low, Medium	Yes ($k > 0$)	A6000	3
oss-20b	High	No ($k = 0$)	H200	1
oss-20b	High	Yes ($k > 0$)	H200	2
oss-120b	Low, Medium, High	No ($k = 0$)	H200	1
oss-120b	Low, Medium, High	Yes ($k > 0$)	H200	2

(b)

Table 3 shows hardware configuration for each experiment. In end-to-end runs, reranking uses a dedicated GPU when enabled to avoid KV-cache and throughput interference. The retriever is co-located with the reranking LLM on H200 runs and served on a separate GPU in A6000 runs.

B LLM Prompts

Figures 3 to 5 show different prompt templates used for deep research, reranking, and LLM-as-a-judge, respectively.

```

"""You are a deep research agent. You need to answer the given
question by interacting with a search engine, using the search tool
provided. Please perform reasoning and use the tool step by step, in
an interleaved manner. You may use the search tool multiple times.

Question: {Question}

Your response should be in the following format:
Explanation: {{your explanation for your final answer. For this
explanation section only, you should cite your evidence documents
inline by enclosing their docids in square brackets [] at the end of
sentences. For example, [20].}}
Exact Answer: {{your succinct, final answer}}
Confidence: {{your confidence score between 0% and 100% for your
answer}}"""

```

Figure 3: Inference prompt for deep research agents.

C Complete Reranking Results

Table 5 reports reranking effectiveness under different model sizes and reasoning budgets using gold documents for query relevance assessment. Consistent with the results obtained with evidence documents, both model families benefit from increasing the number of reranked candidates and using a medium reasoning budget. The largest gains are observed for the oss-120b model with medium reasoning when reranking the top 50 candidates.

```

"""You are RankLLM, an intelligent assistant that can rank passages
based on their relevance to the query. Given a query and a passage
list, you first think about the reasoning process in mind and then
provide the answer (i.e., the reranked passage list). Do not include
any other text in your response.

I will provide you with {num} passages, each indicated by a numerical
identifier []. Rank the passages based on their relevance to the
search query: {query}.

[1] {candidate}
...

Search Query: {query}.
Rank the {num} passages above based on their relevance to the search
query. All passages should be included and listed using identifiers,
in descending order of relevance. The format of the answer should be
[] > [], e.g., [2] > [1]."""

```

Figure 4: Inference prompt for listwise reranking.

```

"""Judge whether the following [response] to [question] is correct or
not based on the precise and unambiguous [correct_answer] below.

[question]: {question}

[response]: {response}

[correct_answer]: {correct_answer}

Your judgement must be in the format and criteria specified below:

extracted_final_answer: The final exact answer extracted from the
[response].

[correct_answer]: Repeat the [correct_answer] given above.

reasoning: Explain why the extracted_final_answer is correct or
incorrect based on [correct_answer], in the context of this
[question]. You should judge whether the extracted_final_answer is
semantically equivalent to [correct_answer], allowing the
extracted_final_answer to be string variations of [correct_answer].
You should also allow the extracted_final_answer to be more precise
or verbose than [correct_answer], as long as its additional details
are correct. Do not comment on any background to the problem, do not
attempt to solve the problem, do not argue for any answer different
than [correct_answer], focus only on whether the answers are
semantically equivalent.

correct: Answer 'yes' if extracted_final_answer matches the
[correct_answer] given above, or is within a small margin of error
for numerical problems. Answer 'no' otherwise, i.e. if there if there
is any inconsistency, ambiguity, non-equivalency, or if the extracted
answer is incorrect.

confidence: The extracted confidence score between 0% and 100% from
[response]. Put 100 if there is no confidence score available."""

```

Figure 5: Inference prompt for evaluating end-to-end answer correctness.

D Raw Token Counts

Table 6 shows the raw token counts for reranking experiments. Input token counts are identical for $d \leq 20$ due to identical reranking prompts, while slight variations arise at $d = 50$ due to the sliding-window procedure. In all cases, candidate document content dominates the prompt, resulting in most input tokens being non-cached, and the majority of output tokens corresponding to reasoning rather than structured output.

Table 4 reports the raw token counts for the end-to-end deep search experiments. When $d = 0$, no reranking tokens are consumed. Although input tokens dominate overall token usage in both search and reranking, a large fraction of search in-

Table 4: End-to-end token usage (10^6) for deep search and reranking. Input and Output counts include Cached (Cach.) and Reasoning (Reas.) tokens in parentheses.

Search Agent	rank- d	Search Token Usage (10^6)			Ranking Token Usage (10^6)		
		Inp. (Cach.)	Out. (Reas.)	Total	Inp. (Cach.)	Out. (Reas.)	Total
(0a) oss-20b-low	0	9.09 (4.29)	0.37 (0.22)	9.46	—	—	—
(0b) oss-20b-med	0	280.16 (31.31)	3.08 (2.70)	283.24	—	—	—
(0c) oss-20b-high	0	2122.46 (2058.0)	10.26 (9.57)	2132.72	—	—	—
(0d) oss-120b-low	0	11.92 (6.18)	0.46 (0.27)	12.38	—	—	—
(0e) oss-120b-med	0	139.60 (117.17)	1.83 (1.47)	141.43	—	—	—
(0f) oss-120b-high	0	1033.23 (27.07)	7.52 (6.81)	1040.75	—	—	—
(1a) oss-20b-low	10	9.18 (4.35)	0.37 (0.22)	9.55	8.64 (0.66)	0.36 (0.28)	9.00
(1b) oss-20b-med	10	272.25 (42.68)	2.93 (2.55)	275.19	54.13 (2.46)	1.89 (1.37)	56.02
(1c) oss-20b-high	10	1394.71 (1331.9)	9.97 (9.29)	1404.67	118.64 (8.04)	4.00 (2.85)	122.64
(1d) oss-120b-low	10	11.96 (6.24)	0.46 (0.26)	12.42	10.30 (1.01)	0.57 (0.48)	10.88
(1e) oss-120b-med	10	135.50 (113.87)	1.77 (1.41)	137.27	38.53 (6.46)	2.02 (1.65)	40.55
(1f) oss-120b-high	10	983.16 (20.94)	7.07 (6.37)	990.23	103.84 (6.55)	5.39 (4.39)	109.23
(2a) oss-20b-low	20	9.45 (4.50)	0.39 (0.24)	9.84	14.48 (0.54)	0.47 (0.31)	14.95
(2b) oss-20b-med	20	271.05 (38.80)	2.91 (2.53)	273.96	87.75 (2.69)	2.46 (1.51)	90.20
(2c) oss-20b-high	20	1431.95 (1367.9)	9.62 (8.96)	1441.57	190.55 (10.08)	5.19 (3.14)	195.75
(2d) oss-120b-low	20	11.90 (6.18)	0.46 (0.26)	12.35	16.83 (1.38)	0.64 (0.46)	17.47
(2e) oss-120b-med	20	145.23 (122.70)	1.81 (1.44)	147.04	65.39 (7.43)	2.40 (1.70)	67.80
(2f) oss-120b-high	20	936.30 (20.44)	6.76 (6.09)	943.06	164.17 (8.70)	5.97 (4.19)	170.14
(3a) oss-20b-low	50	9.19 (4.37)	0.38 (0.23)	9.58	56.68 (2.34)	1.83 (1.23)	58.51
(3b) oss-20b-med	50	248.19 (190.11)	2.72 (2.35)	250.91	331.67 (16.48)	9.32 (5.74)	340.98
(3c) oss-20b-high	50	1492.90 (1432.7)	9.20 (8.54)	1502.10	734.68 (97.28)	19.98 (12.06)	754.66
(3d) oss-120b-low	50	11.60 (6.01)	0.46 (0.26)	12.06	66.12 (5.53)	2.48 (1.78)	68.60
(3e) oss-120b-med	50	161.69 (138.47)	1.90 (1.52)	163.59	275.86 (23.48)	9.92 (6.95)	285.78
(3f) oss-120b-high	50	870.60 (22.26)	6.50 (5.83)	877.10	627.51 (74.05)	22.21 (15.41)	649.72

Table 5: Reranking effectiveness in the one-shot setting. The full question is used as the query, with qwen3-embedding-8b retrieving 100 candidates. The top $d \in \{10, 20, 50\}$ candidates are then reranked using oss-20b and oss-120b listwise rerankers under low and medium reasoning effort. Relevance is determined using gold documents.

Retriever/Reranker	rank- d	NDCG@5	NDCG@10	Recall@5	Recall@10
(0) qwen3-embedding-8b	0	16.88	19.47	19.03	26.06
(1a) oss-20b-low	10	24.75	25.09	23.70	26.06
(1b) oss-20b-medium	10	25.25	25.48	24.02	26.06
(1c) oss-120b-low	10	25.53	25.65	24.20	26.06
(1d) oss-120b-medium	10	26.25	26.31	24.36	26.06
(2a) oss-20b-low	20	28.23	28.49	27.84	30.27
(2b) oss-20b-medium	20	29.48	29.60	29.16	31.27
(2c) oss-120b-low	20	30.37	30.54	29.45	31.83
(2d) oss-120b-medium	20	32.65	32.43	31.21	32.53
(3a) oss-20b-low	50	32.84	32.95	32.60	34.94
(3b) oss-20b-medium	50	35.17	35.35	34.42	36.85
(3c) oss-120b-low	50	36.51	36.54	35.50	37.77
(3d) oss-120b-medium	50	39.43	39.41	38.40	40.51

put tokens are cached due to the preservation of multi-turn interaction history, whereas reranking input tokens are largely non-cached.

E Complete ETC Analysis

Figure 6 shows the percentage improvement in Recall@5 as a ETC per one million tokens. For a fixed output premium β , all values of the cached-token discount α yield nearly identical trends, since the vast majority of input tokens are non-cached.

Figure 7 shows the percentage improvement in accuracy as a function of ETC per ten million tokens. For a fixed cached-token discount α , all values of the output premium β yield nearly identical trends, since both for reranking and search the vast majority of the consumed tokens are input to-

Table 6: Reranking token usage count (10^6) in one-shot retrieval setting, where the full question is used as the search query. Results are reported using the oss-20b and oss-120b listwise rerankers under low and medium reasoning effort.

Reranker	rank- d	Inp. (Cach.)	Out. (Reas.)	Total
(1a) oss-20b-Low	10	4.40 (0.13)	0.17 (0.13)	4.57
(1b) oss-20b-Medium	10	4.40 (0.13)	1.86 (1.82)	6.26
(1c) oss-120b-Low	10	4.40 (0.13)	0.23 (0.19)	4.63
(1d) oss-120b-Medium	10	4.40 (0.13)	0.86 (0.82)	5.26
(2a) oss-20b-Low	20	7.06 (0.13)	0.21 (0.14)	7.27
(2b) oss-20b-Medium	20	7.06 (0.13)	2.43 (2.37)	9.49
(2c) oss-120b-Low	20	7.06 (0.13)	0.25 (0.18)	7.31
(2d) oss-120b-Medium	20	7.06 (0.13)	1.19 (1.11)	8.25
(3a) oss-20b-Low	50	28.22 (1.47)	0.93 (0.64)	29.15
(3b) oss-20b-Medium	50	28.25 (1.46)	10.03 (9.77)	38.27
(3c) oss-120b-Low	50	28.20 (3.25)	0.95 (0.66)	29.15
(3d) oss-120b-Medium	50	28.27 (3.26)	5.04 (4.74)	33.31

kens. Looking at each column, a notable pattern emerges when cached tokens are discounted less aggressively (i.e., $\alpha \geq 0.3$): enabling reranking with moderate depths ($d \leq 20$) can shift the trade-off curve up and to the left, improving accuracy while maintaining comparable—and in some settings even lower—ETC relative to the no-reranking baseline.

F Use of LLMs

During manuscript preparation, ChatGPT and Gemini were employed to assist with language refinement, grammatical correction, formatting of selected figures and tables, and the generation of short scripts for aggregating experimental results.

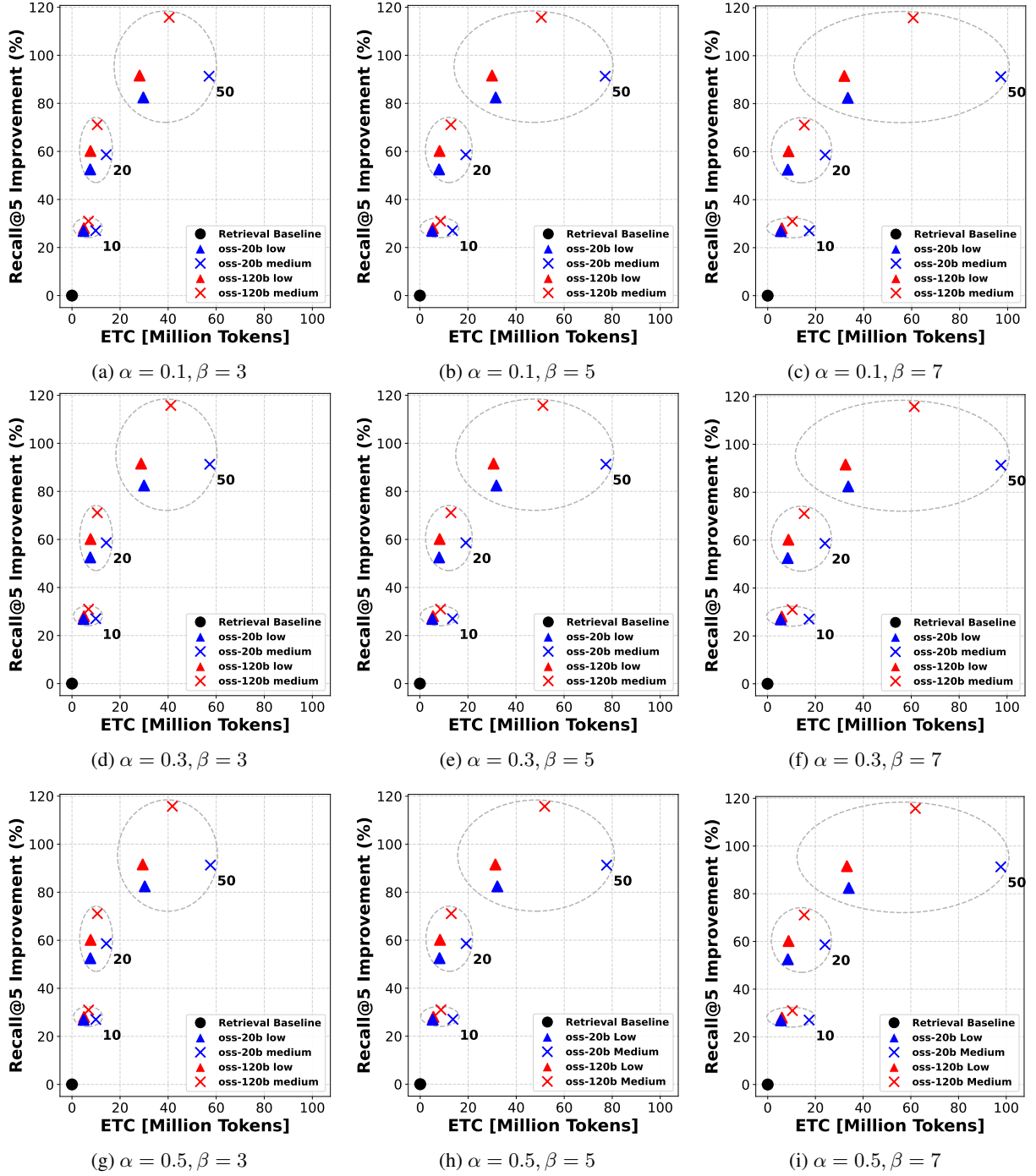


Figure 6: Recall@5 improvement vs. the effective cost per million tokens for reranking depth of $d \in \{10, 20, 50\}$ with oss-20b and oss-120b models under low and medium reasoning efforts.

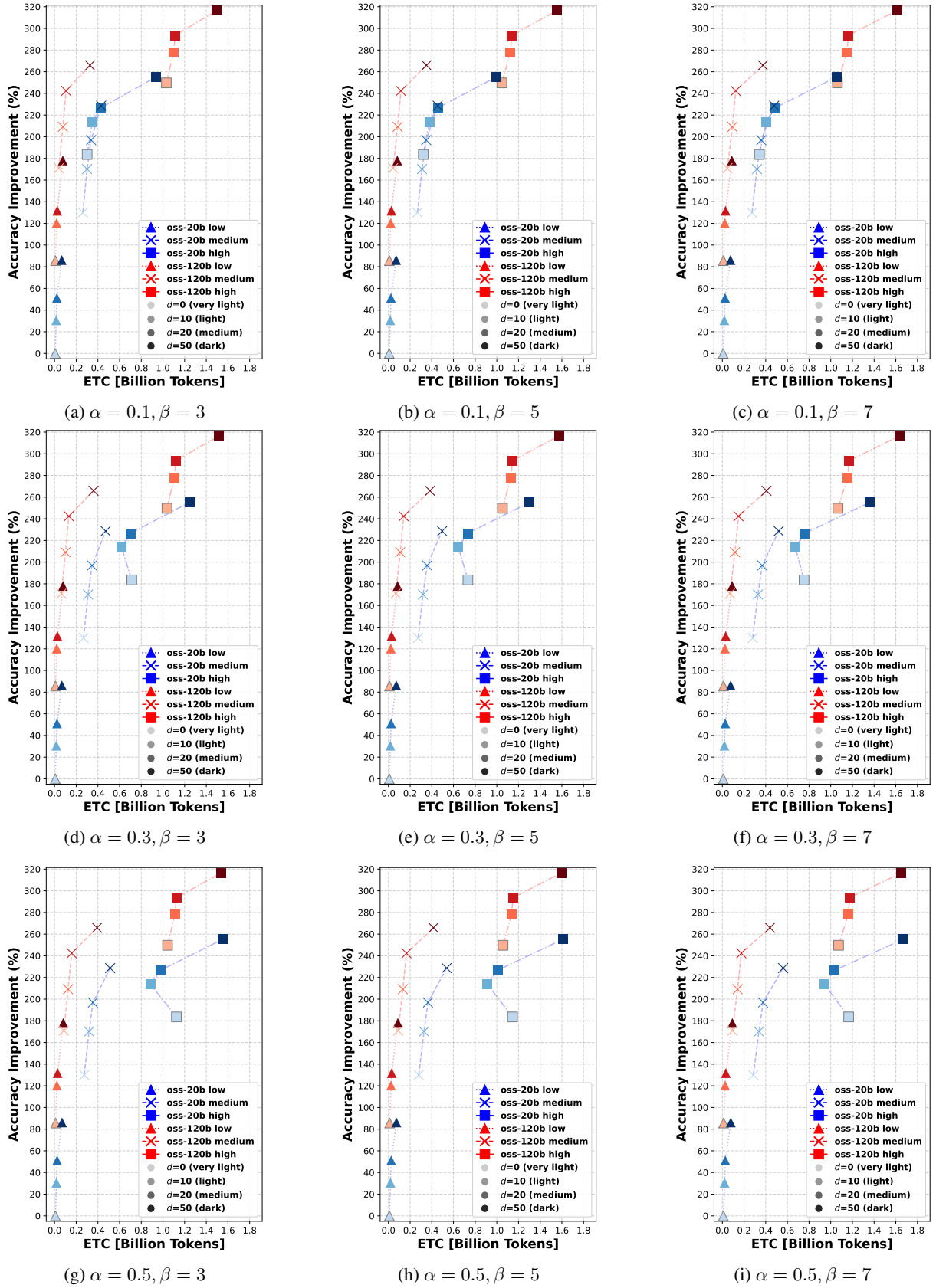


Figure 7: Accuracy improvement vs. the effective cost per ten million tokens for oss-20b and oss-120b deep search agents under low, medium, and high reasoning effort and reranking depth of $d \in \{0, 10, 20, 50\}$. In all cases top-5 candidates are passed to the search agent.