

Sparse Statistical Modeling in Condensed Matter Physics

J. McGee¹, S.V. Dordevic,^{1*}

¹The University of Akron,
Akron, OH 44325, USA

*To whom correspondence should be addressed; E-mail: dsasa@uakron.edu

In this work we explore the possibility of using sparse statistical modeling in condensed matter physics. The procedure is employed to two well known problems: elemental superconductors and heavy fermions, and was shown that in most cases performs better than other AI methods, such as machine or deep learning. More importantly, sparse modeling has two major advantages over other methods: the ability to deal with small data sets and in particular its interpretability. Namely, sparse modeling can provide insight into the calculation process and allow the users to give physical interpretation of their results. We argue that many other problems in condensed matter physics would benefit from these properties of sparse statistical modeling.

1 Introduction

The last few years have seen an avalanche of interest in applying AI methods, in particular machine learning and deep learning, to problems in condensed matter physics (*1*). Thousands of papers have been published, addressing different tasks, with various levels of success. However,

there are two major problems with these calculations, which are often overlooked or ignored. First, available databases are usually very small by AI standards, with typically $\mathcal{O}(10^3 - 10^4)$ entries. In order to take full advantage of AI calculations, input data sets should be several orders of magnitude larger (2), i.e. $\mathcal{O}(10^6)$ or even larger. The second major problem with AI models in condensed matter physics is their non-transparency. They are typically performed as "black box" calculation, where neither the authors nor the readers know how or why certain results were obtained.

In this work we take a different approach. We employ the so-called sparse statistical modeling (3, 4), which seems to be ideally suited to address the two problems pointed out above. Namely, it has been known that sparse statistical modeling can be used and it works well with small data sets. Sparse statistical modeling is also known for its interpretability, i.e. its ability to provide access into calculation process. Here we apply sparse modeling to two well known problems in condensed matter physics: elemental superconductors and heavy fermions. We show that, indeed, sparse modeling can be successfully employed to both problems, and that usually performs better than traditional methods such as machine and deep learning.

The paper is organized as follows: in section 2 we first make a brief introduction to the methodology used, i.e. the mathematical formulation of sparse statistical modeling. We then apply it to elemental superconductors in section 3 and to heavy fermion metals in section 4. Both problems have been studied before using other AI methods (machine and/or deep learning), which will allow us to directly compare and contrast the results. For both problems the databases used are very small (on the order of $\mathcal{O}(10^2)$ entries), but with sparse modeling, statistically significant results have been obtained, which in most cases exceed those obtained with machine or deep learning. Finally, in section 5 we summarize the most important results and give a very positive outlook for the future use of sparse modeling in condensed matter physics.

2 Methodology

Sparse statistical modeling is based on the philosophical principle of parsimony, also known as Occam's razor (4). In its simplest form, this principle postulates that the simplest solution is usually the most likely one. When applied to practical problems, it means that of all possible predictive variables, only a small number is relevant for the response variable and is sufficient for learning an accurate predictive model.

Mathematically, sparse statistical modeling can be formulated as a constrained optimization problem. For a real, noisy problem, the optimization can be written as (4):

$$\min_{\mathbf{x}} \|\mathbf{x}\|_0 \quad \text{subject to} \quad \|\mathbf{y} - \mathbf{Ax}\|_2 \leq \epsilon. \quad (1)$$

where \mathbf{x} is the solution of the problem and \mathbf{y} is response variable. $\|\mathbf{x}\|_0$ is the zero norm of the solution vector, and simply represents the number of non-zero elements of vector \mathbf{x} . Matrix \mathbf{A} is the data matrix, where the i^{th} column represents the i^{th} predictor variable and the j^{th} row is the j^{th} training data point. Solving this optimization problem results in a sparse solution for \mathbf{x} i.e. a solution that has a large number of elements equal to zero. The solution (minimization) process selects those predictors that have the largest effect on the solution.

There are numerous software packages that implement various routines for sparse modeling. We have adopted the one called SpaSM (5). This package has numerous routines for both supervised (classification and regression) and unsupervised sparse learning. In particular, for classification the so-called Sparse Linear Discriminant Analysis (SLDA) is available, whereas for regression one can choose between Forward Selection, Least Angle Regression, LASSO or Elastic Net algorithms.

3 Elemental Superconductors

In this section sparse statistical modeling is employed to elemental superconductors. This is a well known problem in condensed matter physics and has been studied before using different theoretical, computational and AI techniques (6). The goal is to predict whether a material (in this case, an element) is a superconductor or not, based on its normal state (usually room temperature) properties. Additionally, for those materials that are superconducting, the goal is also to predict their critical temperature T_c . This is a long standing problem in condensed matter physics, which is still waiting for a reliable solution.

For the purpose of these calculations we compiled a database of 27 physical and chemical properties (mostly at room temperature) of the first 100 elements in the periodic table. They are listed in Table 1 and include parameters which are known (or believed) to correlated closely with superconductivity, such as electron-phonon coupling constant (λ), electron density of states at the Fermi level ($\text{DOS}(E_F)$) or Debye temperature (Θ_D). The database also includes parameters for which it is currently not know how they affect superconductivity, such as the work function (W), electrical conductivity (σ), electronegativity, electron affinity, and others. Our database more than doubles the previously used one, both in the number of elements, as well as the number of predictors (7). The properties were collected from various sources, such as Ref. (8,9), with additional entries from Ref. (10–13).

We point out that, unlike previous studies, we studied elements that are superconducting both at ambient pressure, as well as at high applied pressures. Their superconducting temperatures are recorded in the database under both conditions (6, 14–16), which allows us to conduct a complete and comparative study. Additionally, our study goes beyond simple statistical correlations, and allows the models to learn not only how certain normal state properties *individually* affect superconductivity, but also how their *combinations* (7) affect superconductivity.

Table 1: Physical and chemical properties of elements used as predictors of superconductivity. They are listed in random order, along with their commonly used symbols and units.

	Property	Symbol	Units
1	Fermi energy	E_F	eV
2	Hall coefficient	R_H	m^3/C
3	Electron-phonon coupling constant	λ	
4	Work function	W	eV
5	Debye temperature	θ_D	K
6	Electrical conductivity	σ	$\Omega^{-1}\text{m}^{-1}$
7	Electron affinity	E_{ea}	eV
8	Electronegativity	χ	
9	Volume magnetic susceptibility	χ_v	
10	Specific heat	C_p	J/(kg K)
11	Crystal structure		
12	Thermal conductivity	κ	W/(K m)
13	Valence		
14	Atomic mass	A	u
15	Density of states	$\text{DOS}(E_F)$	states/eV
16	Density	ρ	kg/m^3
17	Ionization energy	E_{ion}	eV
18	Atomic radius	r	pm
19	Covalent radius	r_{cov}	pm
20	Melting temperature	T_m	K
21	Logarithmic average of phonon frequency	ω_{log}	K
22	Speed of sound	c	m/s
23	Bulk modulus	B	GPa
24	Young's modulus	E	GPa
25	Thermal expansion coefficient	α	1/K
26	Effective U	U_{eff}	eV
27	Cohesive energy	E_{coh}	eV/atom

Table 2: Statistically significant correlation between predictors from Table 1. Only those with coefficients greater than about 0.75 are listed. Numbers in the brackets refer to Table. 1.

Predictor 1	Predictor 2	Spearman	Pearson	Kendall	References
(5) Debye temp	(22) speed of sound	0.84	0.93		(10, 11)
(6) el conductivity	(12) th conductivity	0.90	0.96	0.83	(10, 11)
(10) spec heat	(14) atomic mass	-0.96		-0.88	(10, 11)
(17) ionization en	(18) atomic radius	-0.81	-0.82		(19)
(17) ionization en	(19) covalent radius	-0.84	-0.81		(19)
(18) atomic radius	(19) covalent radius	0.90	0.92	0.76	(10)
(20) melting temp	(23) bulk modulus	0.82	0.75		(18)
(20) melting temp	(24) Young’s modulus	0.80			(18)
(20) melting temp	(25) th expan coef	-0.88		-0.73	(10, 11)
(20) melting temp	(27) cohesive energy	0.83	0.88		(10, 11)
(23) bulk modulus	(24) Young’s modulus	0.88	0.90	0.74	(20)
(25) th expan coef	(27) cohesive energy	-0.82			(21)

3.1 Correlations

Before attempting sparse calculations, it is instructive to check for any possible correlations between the parameters in the database. Namely, sparse modeling is a linear technique (Eq. 1) and those correlation can have a detrimental effect on the model. For that purpose, we have calculated Spearman, Pearson and Kendall correlation coefficients (17) between all 27 predictors from Table 1.

In Table 2 we list twelve pairs of predictors which display statistically significant correlations, larger than approximately 0.75. We notice that seven are positive, while five are negative. They have been discussed in the literature, for example the Wiedemann—Franz law between electrical and thermal conductivity (10, 11), or the relation between melting temperature and bulk modulus (18). Properties with positive correlations are removed (one from each pair) from the database, as it is unnecessary to include both of them in the calculations. On the other hand, properties with negative correlation were kept in the database, as they are non-linearly related to each other and do not affect (linear) sparse models.

Table 3: Four classes of elements discussed in the text, on which classification calculations were performed.

Class	p=0	p>0	T_c under pressure	Examples	Number of elements
1	×	×	T_c does not increase T_c increases	Na, K, Cu, Au	45
2	×	✓		B, Sr, Si, Ge	24
3	✓	✓		Al, Zn, Mo	19
4	✓	✓		La, V, Ti	12

3.2 Classification

In this subsection we discuss classification of the elements into different classes or groups. The idea is to construct a model capable of predicting whether an element (on more generally, a compound) is a superconductor or not, based on its normal state properties. For the purpose of these calculations, the first 100 elements in the periodic table were divided into 4 classes (Table 3). Class 1 contains elements that are not superconductive under any conditions, such as Na, K, Cu, Au, etc. Class 2 contains elements that are not superconducting at atmospheric pressure ($p=0$), but become superconducting under pressure ($p>0$), such as B, Sr, Si, Ge, etc. Class 3 contains elements that are superconducting at atmospheric pressure, but application of pressure causes their critical temperature to either remain unchanged or decrease, such as Al, Zn, Mo, etc. Finally, class 4 has the elements which are superconducting at ambient pressure, and application of pressure increases their critical temperature, such as La, V, Ti, etc.

SLDA was performed on the whole database, i.e. all 27 predictors from Table 1. It was found that removing some of the predictors, in particular those that are correlated, did not lead to any improvements in model performance. Before calculations were performed, all predictors were normalized to 0 mean value and standard deviation of 1. The confusion chart is shown in Fig. 1. Overall, the model achieved 82% precision.

True Class	1	39	3	1	2
	2	4	19		1
	3	1		16	2
	4	2		2	8
		1	2	3	4
		Predicted Class			

Figure 1: Confusion chart of classification with SLDA. The four classes refer to Table 3. The sparse model achieved 82% prediction accuracy.

3.3 Regression

Predicting critical temperatures of superconductors, including elemental superconductors, is an old problem and numerous studies have approached it from various angles. In this work we used sparse modeling to address the problem. In spite of a very small data sets (only 31 superconducting elements at ambient pressure, and 55 at high applied pressures), statistically significant results are achieved. More importantly, sparse modeling can provide us with access to the predictors that are most relevant for superconductivity.

For the purpose of these calculations, only superconducting elements were used. All four sparse models mentioned above were tested, and the best results were achieved with Forward Selection. The model identified predictors (from Table 1) which had the most significant predictive power for the critical temperature. The calculations were performed separately for superconductors at ambient pressure, and for superconductors at high applied pressures.

In Fig. 2 we display 5 most important predictors for superconductivity, at both atmospheric pressure, as well as at high pressure. In both cases the most important parameter is the electron-phonon coupling constant (λ). This supports the notion of electron-phonon mechanism of super-

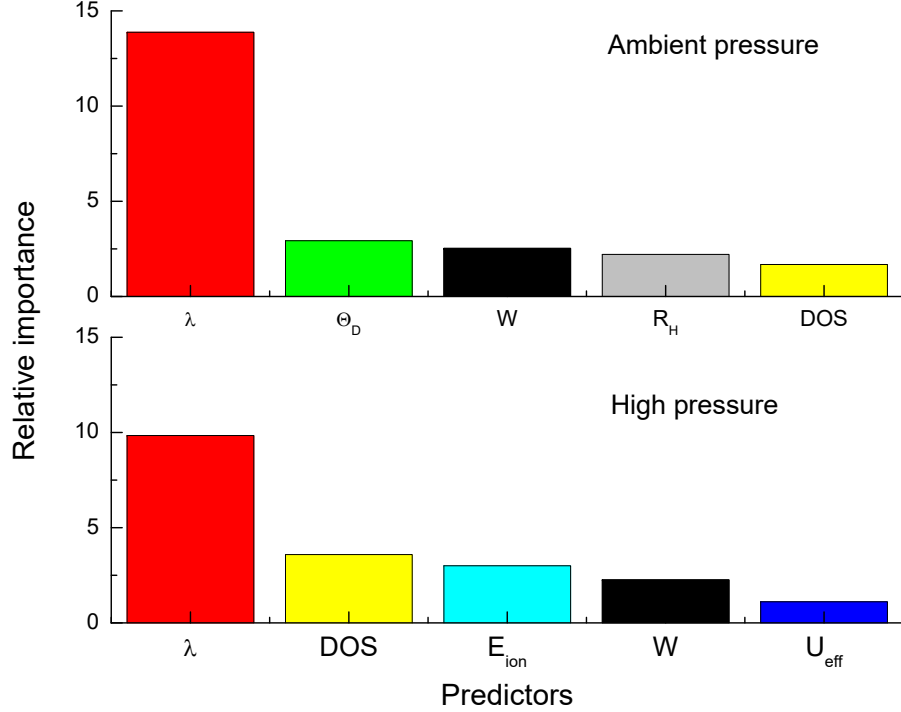


Figure 2: (a) Most important predictors of superconductivity in elements at atmospheric pressure. (b) Most important predictors of superconductivity at high pressures. The symbols refer to predictors from Table 1. Note that vertical axes does not have any physical meaning; only the relative values among different predictors are important.

conductivity in (most) elements. At atmospheric pressure, λ is followed by Debye temperature, work function, Hall coefficient and DOS, in order of decreasing importance. At high pressures, λ is followed by DOS, ionization energy, work function and effective U . Perhaps somewhat surprising, the work function (W) is identified as an important predictor in both cases. To the best of our knowledge, its effect on superconductivity in elements has not been systematically explored before.

In order to assess the quality of the sparse model, we compare its predictions with other, physics-based models: BCS, McMillan and SISSO formulas. In BCS theory (22) the critical

temperature is given as:

$$T_c = 1.14\omega_D e^{-\frac{1}{\lambda}} \quad (2)$$

where ω_D is the Debye frequency (or temperature) and λ is the electron-phonon coupling constant (predictors 5 and 3 in Table 1). In McMillan's theory (23) the critical temperature is given as:

$$T_c = \frac{\omega_D}{1.45} \exp\left(-\frac{1.04(1+\lambda)}{\lambda - \mu^* 1.62(1+\lambda)}\right) \quad (3)$$

where μ^* is the so-called Coulomb pseudopotential, and its value is taken as 0.1 for all elemental superconductors. Finally, in the the so-called SISSO formula obtained with symbolic machine learning (24), the critical temperature is given as:

$$T_c = 0.09525 \frac{\lambda^4 \omega_{log}}{\lambda^3 + \sqrt{\mu^*}} \quad (4)$$

where ω_{log} is the logarithmic average of phonon frequency (predictor 21 in Table 1).

As can be seen from Fig. 3, BCS formula systematically overestimates the critical temperature, typically by an order of magnitude or more. McMillan and SISSO provide much better estimates. Most importantly, sparse model can provide equally good estimate of T_c . We also notice from the figure that McMillan formula provides the best estimate for the critical temperature of elements with the lowest critical temperature ($T_c < 1$ mK).

4 Heavy Fermions

In this section we discuss the results of applying sparse statistical modeling on another problem that was recently addressed using deep learning: predicting the properties of heavy fermion metals (25). These materials usually contain lanthanide (for example Ce or Yb) or actinide (for

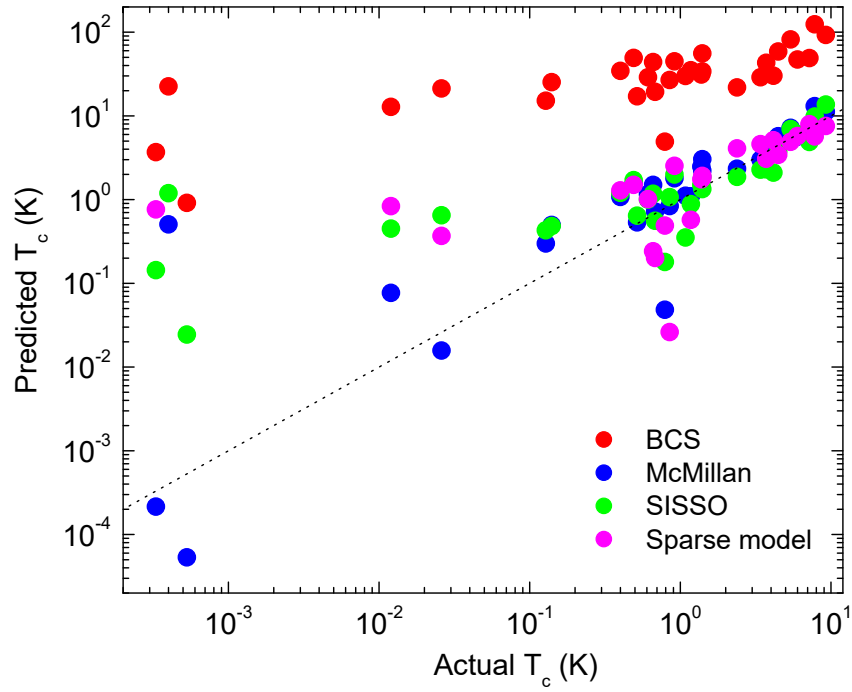


Figure 3: Predicted critical temperature versus actual critical temperature T_c for elemental superconductors. The plot includes predictions from BCS (22), McMillan (23) and SISO formulas (24) discussed in the text, as well as the predictions from the sparse model.

example U or Pu) elements, which results in their unusual physical properties. In particular, the effective mass of charge carriers can be significantly enhanced compared to ordinary metals. In order to facilitate a direct comparison, we used the same database as in our previous study with deep learning (25). The database contains 206 entries and includes chemical compositions, coherence temperature, Sommerfeld coefficient, effective mass, superconducting critical temperature and Neel temperature.

Sparse regression models are used to learn the coherence temperature, Sommerfeld coefficient and effective mass. All compounds in the database contain 43 different elements, and only their stoichiometric information was used as predictors. As can be seen from Fig. 4, the value of R^2 parameter (17) obtained for the effective mass quickly saturates to approximately 0.3. However, when singular value decomposition (26) is employed before sparse modeling, significant improvement is achieved and maximum value of 0.86 attained. This value is higher than the one obtained using deep learning (0.78) (25). Classification calculations were also performed using SLDA and values of 0.92 and 0.79 were obtained for superconducting and anti-ferromagnetic heavy fermions, compared with 0.86 and 0.88 from deep learning (25).

5 Summary

Sparse statistical modeling was shown to hold great potential for applications in condensed matter physics. Its two main advantages are the ability to deal with (very) small data sets and its interpretability. In the two examples presented, sparse modeling performed comparable, and in many cases better than deep learning and machine learning. For the superconducting properties of elements, sparse models were able to provide us with an insight that was otherwise not available using other AI procedures. For heavy fermions, we were able to obtain statistical parameters that in most cases exceed those obtained deep learning. These two examples clearly demonstrate great potential of sparse modeling for solving problems in condensed mat-

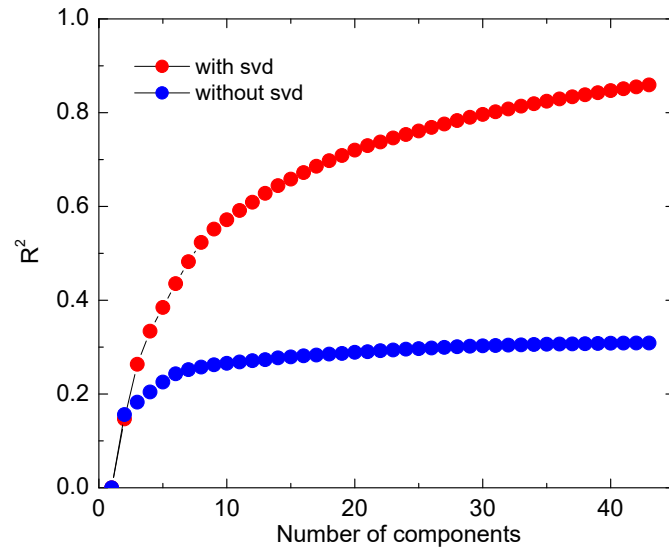


Figure 4: Statistical coefficient R^2 for a sparse model designed to predict the effective mass of heavy fermions. Singular value decomposition is shown to dramatically increase the value of R^2 .

ter physics. There are numerous problems for which the available datasets are small, and which would benefit from the interpretability of sparse statistical modeling.

References

1. Knecht V 2022 *AI for Physics* 1st ed (CRC Press)
2. Szegedy C, Liu W, Jia Y, Sermanet P, Reed S, Anguelov D, Erhan D, Vanhoucke V and Rabinovich A 2014 Going deeper with convolutions <https://arxiv.org/abs/1409.4842> (*Preprint* 1409.4842) URL <https://arxiv.org/abs/1409.4842>
3. Hastie T, Tibshirani R and Wainwright M 2015 *Statistical Learning with Sparsity: The Lasso and Generalizations* (Chapman and Hall/CRC)
4. Rish I and Grabarnik G 2014 *Sparse Modeling: Theory, Algorithms, and Applications* (Chapman and Hall/CRC)
5. Sjöstrand K, Clemmensen L H, Larsen R, Einarsson G and Ersbøll B 2018 *Journal of Statistical Software* **84** 1–37 URL <https://www.jstatsoft.org/index.php/jss/article/view/v084i10>
6. Webb G, Marsiglio F and Hirsch J 2015 *Physica C: Superconductivity and its Applications* **514** 17–27 ISSN 0921-4534 superconducting Materials: Conventional, Unconventional and Undetermined URL <https://www.sciencedirect.com/science/article/pii/S0921453415000647>
7. Hirsch J E 1997 *Phys. Rev. B* **55**(14) 9007–9024 URL <https://link.aps.org/doi/10.1103/PhysRevB.55.9007>

8. Warlimont Hans, Martienssen W, Martienssen W and Warlimont H 2018 *Springer Handbook of Materials Data* second edition. ed Springer handbooks (Cham: Springer International Publishing) ISBN 9783319697413
9. Research W 2014 ElementData <https://reference.wolfram.com/language/ref/ElementData.html>
10. Kittel C 2018 *Introduction to Solid State Physics* 8th ed (John Wiley and Sons, Inc.)
11. Ashcroft N W and Mermin N D 1976 *Solid State Physics* (Holt-Saunders)
12. Poole C, Farach H and Creswick R 2013 *Superconductivity* (Academic Press)
13. Poole C (ed) 2000 *Handbook of Superconductivity* (Academic Press)
14. Hamlin J 2015 *Physica C: Superconductivity and its Applications* **514** 59–76 ISSN 0921-4534 superconducting Materials: Conventional, Unconventional and Undetermined URL <https://www.sciencedirect.com/science/article/pii/S0921453415000593>
15. Shimizu K 2015 *Physica C: Superconductivity and its Applications* **514** 46–49 ISSN 0921-4534 superconducting Materials: Conventional, Unconventional and Undetermined URL <https://www.sciencedirect.com/science/article/pii/S0921453415000623>
16. Buzea C and Robbie K 2004 *Superconductor Science and Technology* **18** R1 URL <https://dx.doi.org/10.1088/0953-2048/18/1/R01>
17. Sachs L 1982 *Applied Statistics: A Handbook of Techniques* (Springer New York, NY)
18. Meyers M A and Chawla K K 2008 *Mechanical Behavior of Materials* 2nd ed (Cambridge University Press)
19. Petrucci R, Herring F, Madura J and Bissonnette C 2017 *General Chemistry: Principles and Modern Applications* 10th ed (Pearson Education)

20. Goodno B J and Gere J M 2021 *Mechanics of Materials* (Cengage)
21. Samsonov G 1968 *Handbook of the Physicochemical Properties of the Elements* (Springer New York, NY)
22. Bardeen J, Cooper L N and Schrieffer J R 1957 *Phys. Rev.* **108**(5) 1175–1204 URL <https://link.aps.org/doi/10.1103/PhysRev.108.1175>
23. McMillan W L 1968 *Phys. Rev.* **167**(2) 331–344 URL <https://link.aps.org/doi/10.1103/PhysRev.167.331>
24. Xie S R, Stewart G R, Hamlin J J, Hirschfeld P J and Hennig R G 2019 *Phys. Rev. B* **100**(17) 174513 URL <https://link.aps.org/doi/10.1103/PhysRevB.100.174513>
25. Dordevic S 2024 *Physica B: Condensed Matter* **691** 416295 ISSN 0921-4526 URL <https://www.sciencedirect.com/science/article/pii/S0921452624006367>
26. Golub G H and Van Loan C F 2013 *Matrix Computations* 4th ed (Baltimore, MD, USA: Johns Hopkins University Press) ISBN 9781421407944