

# Foreign influencer operations: How TikTok shapes American perceptions of China <sup>\*</sup>

Trevor Incerti<sup>†</sup>, Jonathan Elkobi<sup>‡</sup>, and Daniel Mattingly<sup>§</sup>

January 21, 2026

## Abstract

How do authoritarian regimes strengthen global support for nondemocratic political systems? Roughly half of the users of the social media platform TikTok report getting news from social media influencers. Against this backdrop, authoritarian regimes have increasingly outsourced content creation to these influencers. To gain understanding of the extent of this phenomenon and the persuasive capabilities of these influencers, we collect comprehensive data on pro-China influencers on TikTok. We show that pro-China influencers have more engagement than state media. We then create a realistic clone of the TikTok app, and conduct a randomized experiment in which over 8,500 Americans are recruited to use this app and view a random sample of actual TikTok content. We show that pro-China foreign influencers are strikingly effective at increasing favorability toward China, while traditional Chinese state media causes backlash. The findings highlight the importance of influencers in shaping global public opinion.

Keywords: social media; state media; foreign influence operations; propaganda

---

<sup>\*</sup>We thank Tony Cai for building the TikTok app and Jason Zhao for excellent research assistance. We also thank participants at conferences and workshops at Copenhagen Business School, the University of Pennsylvania, and the EPSA annual conference for valuable feedback. We are grateful for funding from the Amsterdam Institute for Social Science Research and The Whitney and Betty MacMillan Center for international and Area Studies at Yale. This project was approved by ethics advisory boards at the University of Amsterdam (FMG-12978) and Yale University (2000038305).

<sup>†</sup>Assistant Professor, Department of Political Science, University of Amsterdam.

<sup>‡</sup>PhD Student, Department of Political Science, Yale University.

<sup>§</sup>Associate Professor, Department of Political Science, Yale University.

Authoritarian regimes regularly attempt to shape global public opinion towards non-democratic political systems using foreign influence operations. Traditionally, these influence operations have been conducted through state media organs, among other channels, such as Russia Today or CGTN, which is the news channel of the state-run China Global Television Network (Mattingly, Incerti, Ju, Moreshead, Tanaka and Yamagishi 2025). However, regimes also now outsource content creation to “influencers” who are not explicitly tied to the regime and produce clickbait content that seeks to entertain as well as persuade (Lu and Pan 2022; Mattingly and Yao 2022). These foreign influencers—who create and disseminate entertaining social media content highlighting positive aspects of a particular country—have been discussed by state media (Nan 2025; Seitz, Tucker and Catalini 2022; Xinhua 2025) and major journalistic outlets (Bloomberg News 2025; Brumfiel 2025), identified as a threat by governments (Charon and Vilmer 2021; Ryan, Knight and Impiombato 2023), and even fostered diplomatic disputes (Koh 2025).

Understanding political influencers is important because increasingly large shares of Americans get political information from social media creators instead of traditional news outlets. As of 2025, 37% of Americans used TikTok, making it America’s third most used social media platform.<sup>1</sup> 63% of Americans age 19-28 use TikTok, and roughly half of this age group use TikTok daily (Gottfried and Park 2025). In addition, roughly half of American TikTok users—or 17% of U.S. adults—report regularly getting news on TikTok. Only 1% of accounts followed by Americans are institutional news outlets, and TikTok users are as likely to report getting news from influencers as news outlets (Wang, Stocking and Widjaya 2024).

Despite the increasing attention paid to foreign influencers on video platforms like TikTok, little research to date has examined their prevalence or effectiveness. Previous research has established the persuasive ability of Chinese state-owned media abroad (Mattingly et al. 2025). Other work has shown that the Chinese government has used influencers in a strategy of “decentralized propaganda” aimed at domestic audiences (Lu and Pan 2022; Lu, Pan, Xu and Xu 2025), and has examined Russian influence operations on Twitter (Eady, Paskhalis, Zilinsky, Bonneau, Nagler and Tucker 2023; Golovchenko, Buntain, Eady, Brown and Tucker 2020). One recent study on TikTok focuses on domestic influencers and shows how they shape attitudes towards American politics, but it remains unclear if the power of influencers extends to international politics (Chmel, Kim, Marshall, Fisher-Love and Lubin 2025).

Importantly, influencers who disseminate pro-state narratives for their own profit offer a low-cost alternative to traditional foreign influence operations. If creation of this content is both economically viable for creators and achieves the same goals of disseminating persuasive pro-state narratives as traditional state media, it could represent a new and minimal cost tool in states’ attempts to influence global public opinion. However, it remains unclear whether: (1) foreign influencer content reaches a wide audience, (2) the creation of foreign influencer content is a lucrative endeavor for content creators, and (3) foreign influencer content is as persuasive as traditional state media.

In this paper, we first collect descriptive data on viral pro-China content appearing on TikTok and find that influencers are more prevalent than state media in users’ feeds. We show

---

<sup>1</sup>Excluding YouTube.

that videos created by foreign influencers outperform those created by state media across virtually all engagement metrics. Engagement with this content is significant – roughly 10% of influencer videos have reached 2.5 million views. However, compared with the larger body of non-political content on TikTok, even pro-China influencers appear in user feeds relatively rarely.

Next, we examine whether the content created by pro-China influencers on TikTok shapes Americans’ attitudes towards China by building our own version of the TikTok app and conducting a randomized experiment with over 8,500 participants. The app we created and controlled had many of the same qualities as TikTok, most notably the ability to scroll seamlessly through hundreds of videos. Its general appearance and interface also mimicked the TikTok app. In our experiment, we randomly inserted pro-China foreign influencer content into some feeds and Chinese state media into others, while a third group only received a placebo set of non-political videos.<sup>2</sup> We find that users were less likely to scroll away from foreign influencer content relative to some the most popular celebrity accounts on TikTok. We also find that exposure to foreign influencer videos increased favorability towards China and increased positive views of China’s culture, economy, and political system. By comparison, watching state media decreased favorability towards China. We conclude that the effectiveness of influencers is likely a combination of the messenger and the message — the most effective influencer videos generally focused on positive messages about how advanced the Chinese economy is.

Our findings show how authoritarian regimes, and China in particular, have begun to export the home-grown strategy of using influencers to shape public opinion, with potential global consequences for democracy (Hyde 2020). We build on several related bodies of social science research. Previous research suggests that content designed to be entertaining — from reality TV shows to influencer accounts on social media — can be especially persuasive (Kim 2023,2; Kim and Patterson Jr 2025; Klüser 2025). Other work shows how authoritarian regimes increasingly use a strategy of outsourcing content creation to influencers targeted at domestic audiences (Liang and McNamee 2024; Lu and Pan 2021,2; Lu et al. 2025; Mattingly and Yao 2022). We show how authoritarian regimes have now begun to export this strategy — leading to a growing number of “foreign influencer operations.”

## Theories of Influence Operations on Social Media

Authoritarian states spend large sums on foreign influence operations intended to shape global public opinion, but the consequences of these influence operations remains a matter of debate.<sup>3</sup> On the one hand, one study found that exposure to a Russian influence operation on Twitter in the 2016 election had no discernible effects on attitudes or behavior (Eady et al. 2023). Another study found relatively limited effects of the YouTube algorithm on policy attitudes (Liu, Hu, Savas, Baum, Berinsky, Chaney, Lucas, Mariman, de Benedictis-Kessner, Guess and others 2025). This might lead one to expect small or null effects for

---

<sup>2</sup>Note that before joining the study, all participants were informed that they might be exposed to content from the Chinese government, and then given an option to consent or not. After the study, they were also debriefed about the content they watched.

<sup>3</sup>For example, China earmarked \$6.6 billion USD for overseas state media in 2009. See among others: Colley and Moore (2023); Dukalskis (2021); Hartig (2020); Moore and Colley (2024).

influence operations on video platforms like TikTok. On the other hand, other studies have found that viewing video content from outlets like China’s CGTN can shift attitudes towards China by large amounts (Egami, Green, Kim and Mattingly 2025; Mattingly et al. 2025). Influencers on TikTok have also been shown to have substantial effects on attitudes towards American politics in a randomized field experiment (Chmel et al. 2025). This might lead us to expect positive and meaningfully sized effects for the pro-China influencers we study.

Building on the second set of studies, we expected that both Chinese state media and pro-China influencers would be likely to have substantial positive effects on pro-China attitudes. This led to our first pre-registered hypothesis:

*HYPOTHESIS 1 Viewing videos produced by pro-China influencers and state media will increase respondent affinity for China relative to the placebo condition.*

There are also reasons to expect that influencers might be more effective than traditional media at changing attitudes, beliefs, or behavior. Audiences on platforms like TikTok are turning towards influencers as important sources of news, suggesting they are more engaging and entertaining but not necessarily less effective at changing minds (Chmel et al. 2025). Indeed, entertainment media more broadly has been shown to have durable effects on attitudes and beliefs (Kim 2023; Kim and Patterson Jr 2025,2). Authoritarian regimes have also turned to producing “clickbait” content and “soft propaganda” to influence domestic audiences, suggesting that it is an effective tool of persuasion (Lu and Pan 2021; Mattingly and Yao 2022). This leads to our second pre-registered hypothesis:

*HYPOTHESIS 2 Viewing videos produced by pro-China influencers will cause larger shifts in affinity for China than viewing videos produced by Chinese state media.*

Moreover, the battle for attention on video platforms is fierce, and so we might expect that influencers will be especially effective at capturing and holding audience attention relative to state media. Prior studies have shown that Chinese state media is effective at changing minds, but that few people chose to watch it, and those who do watch it already have strong positive affinity towards China (Egami et al. (2025)). A response to this problem—that state media is effective when watched but has low natural engagement—is to turn to influencers who are not saddled with the baggage of being labeled state media, and whom may be able to craft more naturally compelling messages. In China, the regime’s messaging strategy appears to acknowledge this. On Douyin, the Chinese version of TikTok, the central party apparatus has turned to a strategy of “decentralized propaganda,” in which it farms out content creation to local governments and local party organizations to allow for the most engaging propaganda to compete and rise to the top of the algorithm (Lu et al. 2025). This leads to our third major pre-registered hypothesis:

*HYPOTHESIS 3 In the free-choice arm [where respondents are free to scroll between videos], compliance for those assigned to pro-China influencers will be higher than compliance for those assigned to watch state media.*

In our results, we found support for the first and second hypotheses. Influencers increased respondent affinity towards China. However, we found an unexpected negative effect for

state media on affinity towards China. We did not find support for the third hypothesis—respondents watched influencers and state media at roughly equal rates, albeit with opposite effects on favorability towards China. However, we did find that users engaged with pro-China influencer videos longer than the placebo videos drawn from the top (mostly American) accounts on TikTok.

## The pro-China foreign influencer landscape on TikTok

### *Data collection*

To study how TikTok might influence attitudes towards China, we first collect descriptive data on the most prevalent pro-China content being produced on the TikTok platform. We collect engagement data (likes/diggs, shares, comments, views, descriptions, and hashtags) for all videos that appear in a TikTok search for “#China” for the month of February 2025. We collect this data using 10 new accounts that are created from scratch and launched from major cities in the US, using new cookies prior to search execution in order to reduce the risk of TikTok’s algorithms oversampling pro or anti-China content in our searches after learning our preferences. We then employ snowball sampling using the open followers’ accounts to find more influencers with content regarding China. This returns a total of approximately 40,000 videos representing about 23,000 unique accounts.

Next, for each unique user, we examine the first two pages of videos of their content. If at least 15 percent of these videos contained the term “China,” we manually examine each account. We categorize the user as a foreign influencer if at least 3 of the 10 most recent videos were about China, they were not known Chinese state media accounts, *and* they positively portrayed Chinese politics, economics, and/or culture in their videos. In addition, we examine which accounts these users follow, and if these accounts meet the same criteria as above we also categorize them as foreign influencers. This ultimately leads to a total of 204 of the original list of over 20,000 accounts that use “#China” in any video being classified as “foreign influencers” according to the criteria above. Next, among the foreign influencer accounts, we manually classify the accounts as covering one or more of the following three topics: Chinese politics, Chinese economics, or Chinese culture.<sup>45</sup> Finally, we extract all 3321 videos and associated metadata from these foreign influencer accounts and 316 videos and metadata from official state media accounts.

### *Findings*

First, we investigate how foreign influencer accounts compare to state media accounts in terms of overall levels of engagement. Specifically, we examine total numbers of views, diggs (i.e., “likes”), shares, and comments for all videos created by influencers and state media. Figure 1 presents an empirical cumulative distribution function of video views, and shows what percentage of videos created by influencers and state media have more than N number of total views. Figure 1 demonstrates that videos created by foreign influencers outperform those created by state media across all engagement metrics. For example, roughly 10%

---

<sup>4</sup>Culture includes topics such as travel, food, or humor based content.

<sup>5</sup>Given the video-based nature of the content, text-based topic modeling is not possible. While videos contain text summaries, they are often not entirely indicative of the video content.

Account type	Videos	Accounts	Category	N accounts	% of accounts <sup>a</sup>
Contains “#China”	40,684	23,442	Culture	116	56
Foreign influencers	3,321	204	Economy	87	42
State media	316	24	Politics	48	23
<b>(a) Total number of videos and accounts by account type</b>			<b>(b) Topic prevalence for foreign influencer accounts (N = 204 accounts)</b>		

<sup>a</sup>Percentages sum to over 100% as creators may discuss multiple topics.

**Table 1: Overview of foreign influencer and state media accounts**

of influencer videos have reached 2.5 million views or more, while only 5% of state media videos have reached similar view counts. Foreign influencer accounts also average higher engagement than state media accounts overall (Figure 1). This confirms that viewers are more likely to consume and interact with content produced by influencers than by official state-run media accounts across a sample of accounts observed in the real-world. Later we will also explore which content individuals choose to consume when experimentally presented with different content types. Finally, we estimate that foreign influencers generate median monetary returns of between \$400-\$800 USD per month from creating foreign influencer content (Figure A14).<sup>6</sup>

<sup>6</sup>See [Estimated Monetary Returns](#) in the appendix for additional details.

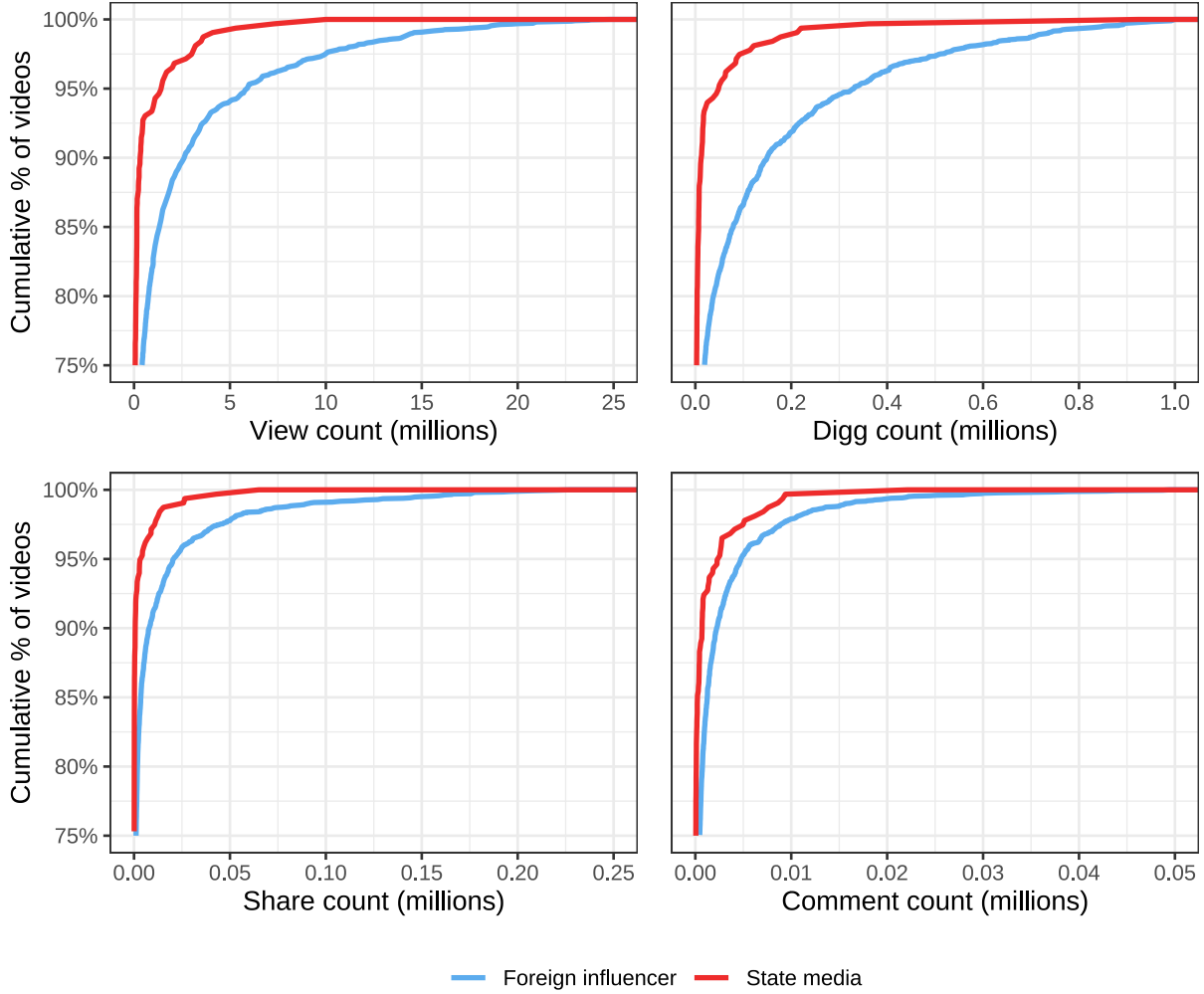


Figure 1: Empirical cumulative distribution functions of video engagement metrics for foreign influencers and state media

## The effect of foreign influencers on attitudes about China

### *Experimental design*

Next, we estimate the effect of pro-China influencer content on attitudes and behavior using an original experimental design that mirrors the TikTok platform (an overview of the experimental design can be found in [Figure A2](#)). Our design builds on [Mattingly et al. \(2025\)](#), who survey audiences in 19 countries and show that watching CGTN shifts attitudes towards China, as well as [Egami et al. \(2025\)](#) who find that those who are most persuaded by CGTN are those who are least likely to choose to watch it.

The experiment takes the following steps. First, we recruit a diverse sample of 8,600 US respondents balanced on age, gender, ethnicity, and region from Cint.<sup>7</sup> After obtaining

<sup>7</sup>Formerly Lucid.



informed consent, in which users are told they may be asked to watch content from the Chinese government, we expose participants to a baseline survey where we collect information about respondent characteristics. We then direct respondents to our clone of the TikTok app (see Figure 2 for an example). Next, we randomly assign participants to one of two conditions—*Forced* or *Free Choice*—with 20% probability of assignment to the *Forced* group and 80% probability of assignment to the *Free Choice* group.

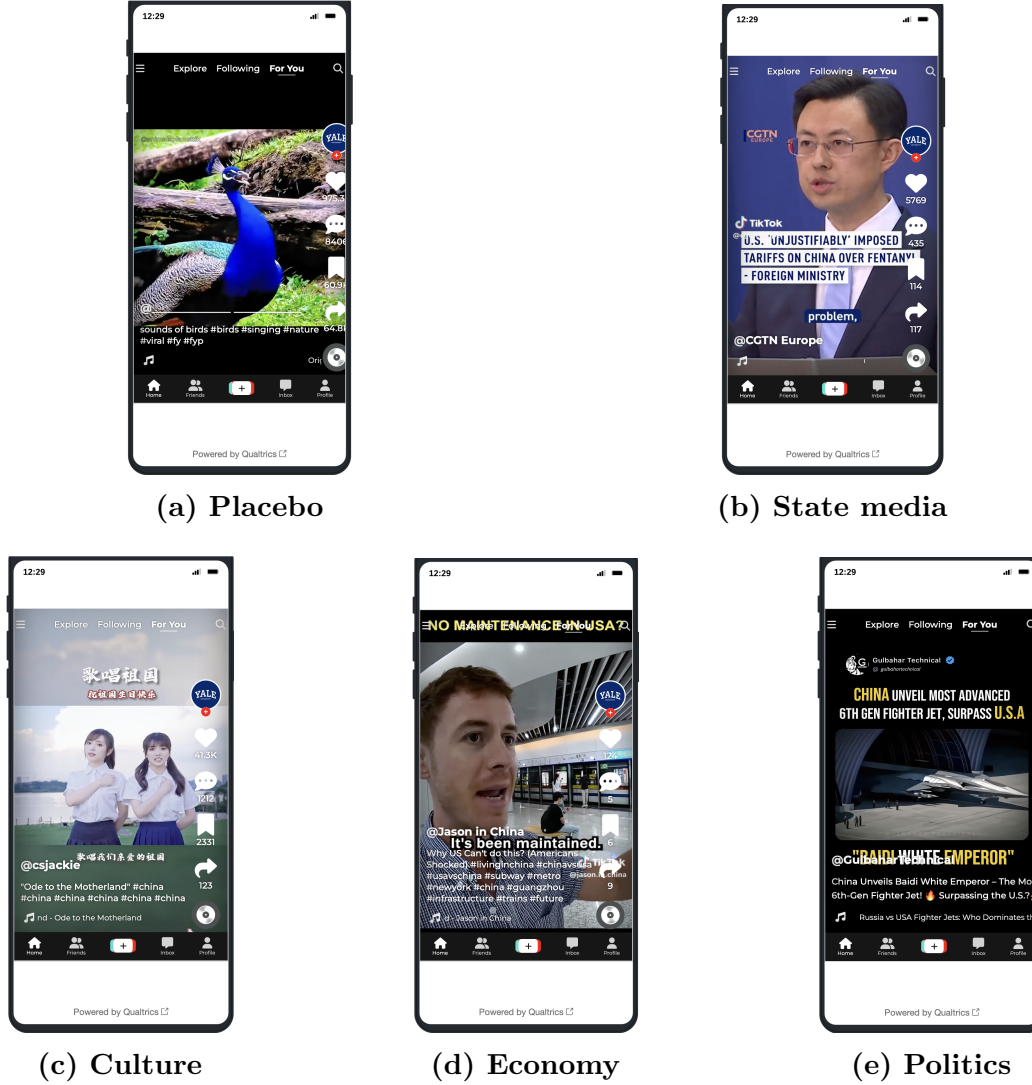


Figure 2: Example treatment videos

Participants in the *Forced* group are randomly assigned to a random sample of real TikTok videos from Chinese state media accounts,<sup>8</sup> pro-China influencer accounts, or placebo videos unrelated to China or politics. Each respondent was asked to watch for 4 minutes. Within the state media and influencer groups, pro-China videos are randomly assigned with equal

<sup>8</sup>These are: CGTN, CGTN America, CGTN Europe, Pheonix TV Hong Kong, the Chinese Embassy in the United States, and “iamlijingjing.”



probability of assignment from a larger corpus of videos on politics, economics, and culture. Drawing on our observational analysis, we sampled 100 videos weighted by view count, and manually eliminated videos that were in languages other than English, that were not about China, or that contained inappropriate language or imagery. Our final pool included 67 influencer videos and 89 state media videos.<sup>9</sup> Respondents in the *Forced* group *must watch all of the videos* (i.e., there is no option to skip videos).

Participants in the *Free Choice* group are free to watch or skip any videos they choose—as they would on the real TikTok platform—again for a duration of 4 minutes. Respondents are then randomly assigned to either: (1) a random sample of entertainment-related placebo videos, (2) a random sample of placebo videos *and* videos from Chinese state media accounts, or (3) a random sample of placebo videos *and* a random sample of videos from pro-China influencer accounts. Pro-China videos are again randomly assigned with equal probability from larger corpora of videos on politics, economics, and culture. Respondents in the *Free Choice* group *can freely choose to watch or skip any of the videos*, but are required to spend at least 4 minutes before proceeding. An overview of the experimental design can be found in [Figure A2](#).

Following treatment, respondents complete an endline survey with the following (pre-registered) primary outcome variables: favorability towards China, attitudes towards China’s economy, and attitudes towards China’s political system (see appendix for exact survey wording).<sup>10</sup> As a behavioral measure of willingness to take political action related to China, we ask respondents to sign a petition memorializing the Tiananmen incident and condemning the Chinese government.<sup>11</sup> Finally, respondents are exposed to a debrief explaining the design and purpose of the experiment, as well as offering alternative viewpoints from those presented in the videos.<sup>12</sup>

### *Estimation procedures*

Our primary estimands are intent-to-treat (ITT) effects—the average treatment effects of random assignment to watch (1) pro-China influencers or (2) state media videos on the outcomes listed above when compared to the Placebo group. We estimate the ITT using ordinary least squares (OLS) with HC2 robust standard errors and include the following pretreatment covariates: *gender*, *age*, *education*, *national pride*, and *left-right political orientation*.<sup>13</sup> We also estimate heterogeneous treatment effects (HTEs) for three pre-registered subgroups—age, education, and left-right political alignment—by regressing the outcome variables above on treatment assignment separately for each subgroup,<sup>14</sup> and hypothesize that attitudes will shift more for younger, less educated, and more extreme respondents.

The ability to watch or skip pro-China videos in the free choice treatment arms is equiv-

---

<sup>9</sup>The influencer feeds were more likely than state media to include some videos not related to China.

<sup>10</sup>We also collect data on secondary outcome variables such as: whether respondents prefer the Chinese or American economic and/or political models. The full list can be found in the appendix.

<sup>11</sup>We track whether respondents clicked a link to sign the petition to measure petition signing.

<sup>12</sup>See [Debrief](#) in the appendix for a full transcript.

<sup>13</sup>For robustness, we also report randomization inference p-values and perform multiple comparisons corrections. We conduct multiple comparisons corrections using the Bonferroni, Holm, Hochberg, Hommel, Benjamini Hochberg, and Benjamini Yekutieli procedures.

<sup>14</sup>Also known as conditional average treatment effects (CATEs), or an ATE specific to a subgroup of subjects.

alent to compliance in a one-sided noncompliance framework. As subjects can choose to watch any duration of pro-China videos they choose, this represents a continuous measure of compliance sometimes referred to as variable treatment intensity. Angrist and Imbens (1995) show that two-stage least squares (2SLS) applied to a causal model with variable treatment intensity and nonignorable treatment assignment identifies a weighted average of per-unit treatment effects. We therefore estimate the weighted average local average treatment effect (LATE)—i.e., the marginal effect of an additional minute of watching pro-China videos—using an instrumental variables/2SLS estimation strategy in which we use treatment assignment as an instrument for time spent watching pro-China videos.

All procedures described in this section were preregistered.<sup>15</sup>

### *Effect of foreign influencers on attitudes towards China*

Figure 3a shows that pro-China influencer content appears effective at increasing favorability towards China (*Hypothesis 1*). Assignment to both the free choice and forced foreign influencer groups increased favorability of China among respondents. Moreover, influencer content increased perceptions of the strengths of China’s economy, political system, and culture, with influencers appearing particularly effective at convincing respondents that China has a strong and technologically advanced economy (Figure A10).<sup>16</sup>

By contrast, state media on TikTok is ineffective at increasing favorability toward China (*Hypothesis 2*), and in fact may even lead to backlash. Assignment to the free choice state media group significantly reduced favorability, while a comparable in magnitude but non-significant<sup>17</sup> decline was observed in the forced state media group. Consistent with the idea that exposure to state media caused backlash, respondents randomly assigned to both the forced and free choice state media arms reported higher levels of anger compared to the placebo group.<sup>18</sup> State media had no effect on perceptions of China’s economy, political system, or culture. The sole domain in which state media nudged perceptions in the Chinese state’s desired direction was foreign policy attitudes, where both influencers *and* state media increased respondent support for trade and security cooperation. Only influencers, however, reduced perceptions that China is an enemy of the US, and influencers were still more effective than state media at shifting foreign policy attitudes (Figure A11).<sup>19</sup>

No content had an impact on respondent likelihood of signing a petition condemning the Tiananmen incident (Figure A9), and we observe little heterogeneity in response to treatment by age, education, or political ideology (Figure A13).

---

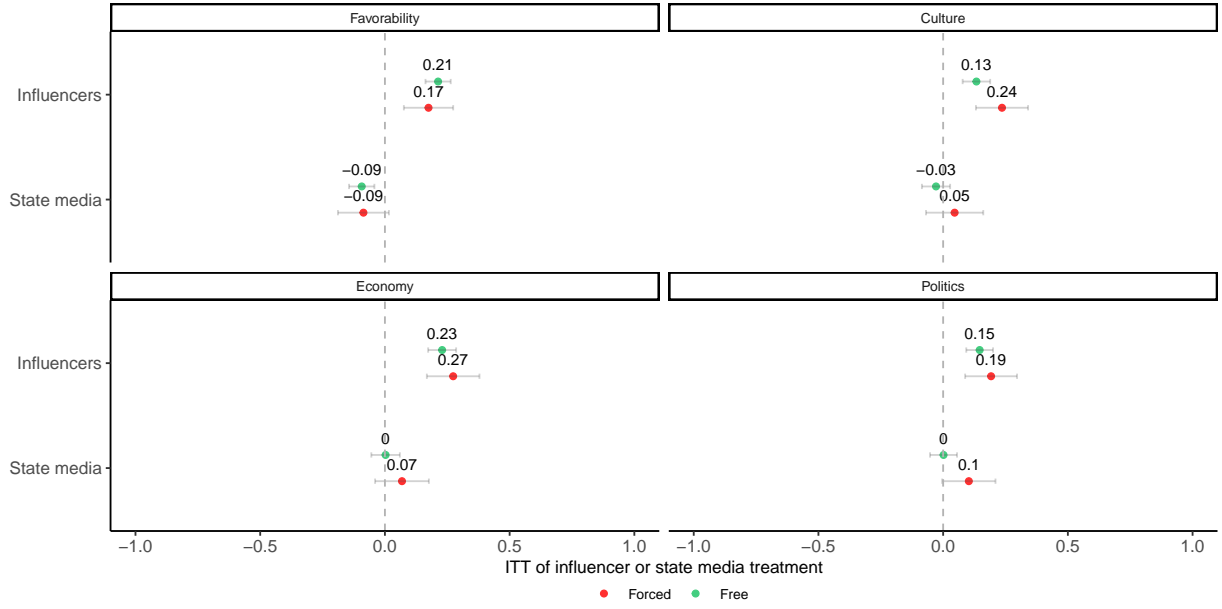
<sup>15</sup>The full preregistration document is provided in the appendix.

<sup>16</sup>These findings are robust to calculation of p values using randomization inference, as well as even the most conservative multiple comparisons corrections (Table A8 and Table A9).

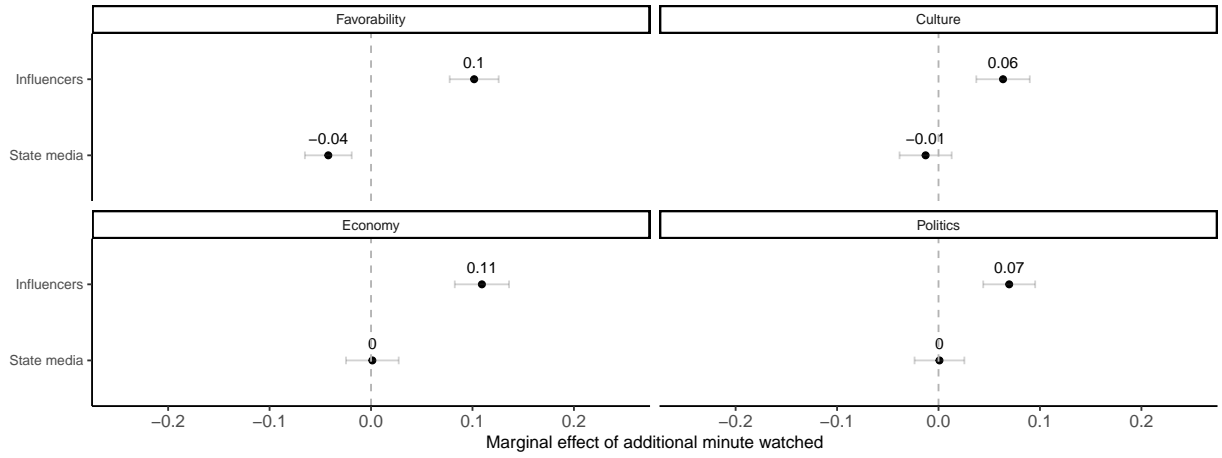
<sup>17</sup>p-value = 0.14 based on OLS with covariate adjustment or 0.2 using randomization inference without covariate adjustment. Recall that only 20% of respondents were randomly assigned to the *Forced* group, reducing sample size relative to the *Free Choice* group.

<sup>18</sup>Respondents assigned to the state media arms also reported being less “inspired” and “excited.” While these emotion outcomes were pre-registered as exploratory outcomes, we note that all of these effects remain significant at the 1% level even with the most conservative multiple comparisons corrections applied.

<sup>19</sup>This finding should be interpreted with caution, however, as it does not survive all multiple comparisons corrections (Table A9).



(a) Intent-to-treat effects of influencer and state media videos on attitudes towards China



(b) Marginal effect of additional minute of influencer and state media videos watched on attitudes towards China

Figure 3: Effects of influencer and state media videos on attitudes towards China

The more content is consumed the stronger are the effects on average (Figure 3b). The marginal effect of watching an additional minute of state media content on China favorability is negative 0.05 on our 4-point scale, while the marginal effect of an additional minute of influencer content is positive 0.1. Viewing additional influencer content similarly increases

positive perceptions of China’s culture, economy, and political system, but viewing additional state media has virtually no effect, further confirming hypotheses 1 and 2.

### *What do individuals choose to watch?*

Over the course of the four minute experiment, over half of individuals in the free choice group consumed at least 50% of 3 or more pro-China videos, and over half of individuals consumed at least 75% of 2 or more videos (Figure A4). Figure A5 shows that when respondents are free to pick and choose videos at will—as with the real TikTok platform—they on average watch a greater percentage of pro-China influencer and state media content than entertainment related content. Pro-China influencer videos are watched to a mean of 28% completion, while state media videos are watched to 27% completion and placebo influencer videos to 20% completion.<sup>20</sup> Watch rates vary by age group, with individuals under 30 watching pro-China influencer videos to a mean of 19% completion compared to 32% for those over 30, and individuals under 30 watching state media to a mean of 18% completion vs. 32% for those over 30 (Figure A6). These results are not consistent with our third pre-registered hypothesis<sup>21</sup>, but it is notable that both pro-China influencer and state media content were consumed significantly more than the most popular entertainment related content on TikTok, in line with previous research that content about political outgroups drives engagement (Rathje, Van Bavel and Van Der Linden 2021).

### *Which content is most persuasive?*

We next estimate the individual effect of each video on participants’ favorability toward China. We randomly assign participants not only to treatment arms but also to specific videos. However, there is an important caveat: because of potential spillover effects between videos in each treatment arm, the estimates for individual videos cannot be interpreted naively as the causal effect of the individual video. While this limits our ability to estimate an unbiased causal effect of each video relative to placebo, it does help us understand the relative effect of each video within each treatment group. Table A3 and Table A4 summarize the top 15 most influential positive and negative videos for the free choice arm.

The influencer videos with large positive effects generally highlight China’s economic performance and dynamism. These videos focus on China’s modern cities, electric vehicles, and infrastructure. We find no significant difference in treatment effects between Chinese influencers and American or European influencers, contrary to previous studies that have found co-nationals more persuasive (Liang and McNamee 2024). Before correcting for multiple comparisons, there were many videos with significant positive effects, but after applying the most conservative correction in our pre-registration plan—Bonferroni—the top 13 videos have significant estimates.

As the video descriptions suggest, the negative effects of the state media arms are driven by videos that either criticize the United States or showcase Chinese power. For example, two of the videos with the largest negative effects depict the Chinese Ministry of Foreign Affairs (MOFA) criticizing America’s domestic and foreign policies (e.g., tariffs, protests,

---

<sup>20</sup>Nature videos are the most popular, being watched to a mean of 34% completion.

<sup>21</sup>That “compliance for those assigned to pro-China influencers will be higher than compliance for those assigned to watch state media.”

and immigration). A second set of videos showcases China’s military, politics, and drones.<sup>22</sup>

Overall, these results suggest that differing content and differing messengers may both play a role in the persuasiveness of influencers relative to state media. The influencer content focuses largely on positive messages whereas the state media messages also include criticisms of the United States and more focus on China’s growing military power. It may also be that influencers are also more credible messengers than state media for the same content since they are not explicitly aligned with the state. In reality, these are bundled treatments. Our study emphasizes realism at the cost of being able to pull apart these factors by, for example, creating artificial treatments that manipulate one dimension of difference. This is a potential avenue for future research.

## Discussion and conclusion

Prior research shows that authoritarian regimes invest heavily in traditional media to shape global public opinion, and that under some conditions these channels can shift opinion (Dukalskis 2021; Egami et al. 2025; Mattingly et al. 2025). Yet these outlets often face public skepticism and low engagement. By contrast, our results show that pro-China influencers on TikTok enjoy high levels of engagement and, in a naturalistic experiment using a simulated version of the TikTok app, we find that (1) this engagement emerges naturally even without algorithmic amplification, and (2) foreign influencers have substantial effects on attitudes towards China.

Our evidence builds on research that shows the persuasive power of entertainment media and on influencers in democratic contexts (Chmel et al. 2025; Kim 2025). It also extends work that shows how the Chinese Communist Party uses soft propaganda and influencers to mold public opinion domestically (Lu et al. 2025). Our results show how this strategy of outsourcing propaganda work to influencers has been exported to a global audience.

We remain cautious about the scope of these findings. Our experiment evaluates short-term exposure. The extent to which the results we show persist remains unknown, and there may be general equilibrium effects, in which more wide-scale exposure to these messages could reduce their effectiveness. Moreover, we do not find any effects on our chosen behavioral measure, signing a petition. Existing studies of algorithmic recommendation systems and social media show that exposure to media produces limited polarization and opinion change (Eady et al. 2023; Liu et al. 2025).

However, modest shifts in attitudes delivered through repeated exposure can be consequential, especially on platforms like TikTok, which prioritizes engagement. TikTok influencers are also an increasingly important source of news for Americans. Continuing to study influence operations on these platforms is therefore important. Traditional monitoring efforts that target official foreign outlets will miss messages carried by actors with no formal affiliation with authoritarian states but overlapping incentives.

Future work can examine how these dynamics evolve over time, how they differ by platform, and how they persist. Over time the strategy of foreign influencers on TikTok may change as they learn about user preferences. At the same time, users may adapt in response

---

<sup>22</sup>Applying the Bonferroni correction, only the top 4 videos remain significant at the 5% level. However, this is likely an overly conservative correction as the Bonferroni correction assumes complete independence and the most negative videos are topically similar.

to what they learn from foreign influencers. It is possible that the sale of the TikTok could lead to changes in the algorithm that may alter engagement with pro-China videos. Finally, it remains an open question how these attitudes persist and whether repeated exposure over a period of days and months changes the dynamics we observe here. Nevertheless, foreign influencers will most likely continue to be an important tool in the arsenal of non-democratic governments as they seek to mold global public opinion.

## References

- Angrist, Joshua D and Guido W Imbens. 1995. “Two-stage least squares estimation of average causal effects in models with variable treatment intensity.” *Journal of the American statistical Association* 90(430):431–442.
- Blair, Graeme, Jasper Cooper, Alexander Coppock and Macartan Humphreys. 2019. “Declaring and diagnosing research designs.” *American Political Science Review* 113(3):838–859.
- Bloomberg News. 2025. “Beijing Woos US Influencers With Free Trip to Show ‘Real China’.” *Bloomberg* .  
**URL:** <https://www.bloomberg.com/news/articles/2025-06-10/beijing-woos-us-influencers-with-free-trip-to-show-real-china?embedded-checkout=true>
- Brumfiel, Geoff. 2025. “Foreign influencers are doing their best to spin the Charlie Kirk assassination.” *NPR* .  
**URL:** <https://www.npr.org/2025/09/18/nx-s1-5544235/kirk-assassination-foreign-influence-disinformation>
- Charon, Paul and Jean-Baptiste Jeangène Vilmer. 2021. “Chinese influence operations: A machiavellian moment.” *Report by the Institute for Strategic Research (IRSEM), Paris, Ministry for the Armed Forces* .
- Chmel, Kirill, Eunji Kim, John Marshall, Tiffany Fisher-Love and Nathaniel Lubin. 2025. “How Social Media Creators Shape Mass Politics: A Field Experiment During the 2024 US Elections.” Paper presented at the NBER Summer Institute 2025, Political Economy Meeting, Cambridge, MA, July 15–16, 2025. <https://www.nber.org/conferences/si2025-political-economy>.
- Colley, Thomas and Martin Moore. 2023. “News as geopolitics: China, CGTN and the 2020 US presidential election.” *The Journal of International Communication* 29(1):82–103.
- Dukalskis, Alexander. 2021. *Making the world safe for dictatorship*. Oxford University Press.
- Eady, Gregory, Tom Paskhalis, Jan Zilinsky, Richard Bonneau, Jonathan Nagler and Joshua A Tucker. 2023. “Exposure to the Russian Internet Research Agency foreign influence campaign on Twitter in the 2016 US election and its relationship to attitudes and voting behavior.” *Nature communications* 14(1):62.
- Egami, Naoki, Donald P Green, Eunji Kim and Daniel C Mattingly. 2025. “Placebo-Augmented PICA Design (PICA-2): Assessing the Influence of Foreign Propaganda.”.
- Gerber, Alan S and Donald P Green. 2012. *Field Experiments: Design, Analysis, and Interpretation*. WW Norton.
- Golovchenko, Yevgeniy, Cody Buntain, Gregory Eady, Megan A Brown and Joshua A Tucker. 2020. “Cross-platform state propaganda: Russian trolls on Twitter and YouTube during the 2016 US presidential election.” *The International Journal of Press/Politics* 25(3):357–389.
- Gottfried, Jeffrey and Eugenie Park. 2025. “Americans’ Social Media Use.” *Pew Research Center* .
- Hartig, Falk. 2020. “Rethinking China’s global ‘propaganda’ blitz.” *Global Media and Communication* 16(1):3–18.
- Hyde, Susan D. 2020. “Democracy’s backsliding in the international environment.” *Science* 369(6508):1192–1196.



- Kim, Eunji. 2023. "Entertaining beliefs in economic mobility." *American Journal of Political Science* 67(1):39–54.
- Kim, Eunji. 2025. *The American Mirage: How Reality TV Upholds the Myth of Meritocracy*. Princeton University Press.
- Kim, Eunji and SHAWN Patterson Jr. 2025. "The American viewer: Political consequences of entertainment media." *American Political Science Review* 119(2):917–931.
- Klüser, K Jonathan. 2025. "From Entertainment to Engagement? Entertainment Figures' Political Messaging and Audience Responses in the Digital Age." *Political Communication* pp. 1–24.
- Koh, Ewe. 2025. "Taiwan revokes visa of pro-Beijing Chinese influencer." *BBC* .  
**URL:** <https://www.bbc.com/news/articles/cj6700xr4zdo>
- Liang, Siyu and Lachlan McNamee. 2024. "How Useful is a Useful Idiot? The Partial Effectiveness of Foreigners at Amplifying Authoritarian Propaganda." *Social Science Research Network Preprint* .
- Lin, Winston. 2013. "Agnostic notes on regression adjustments to experimental data: Re-examining Freedman's critique." *Annals of Applied Statistics* 7(1):295–318.
- Liu, Naijia, Xinlan Emily Hu, Yasemin Savas, Matthew A Baum, Adam J Berinsky, Allison JB Chaney, Christopher Lucas, Rei Mariman, Justin de Benedictis-Kessner, Andrew M Guess and others. 2025. "Short-term exposure to filter-bubble recommendation systems has limited polarization effects: Naturalistic experiments on YouTube." *Proceedings of the National Academy of Sciences* 122(8):e2318127122.
- Lu, Yingdan and Jennifer Pan. 2021. "Capturing clicks: How the Chinese government uses clickbait to compete for visibility." *Political Communication* 38(1-2):23–54.
- Lu, Yingdan and Jennifer Pan. 2022. "The pervasive presence of Chinese government content on Douyin trending videos." *Computational Communication Research* 4(1).
- Lu, Yingdan, Jennifer Pan, Xu Xu and Yiqing Xu. 2025. "Decentralized propaganda in the era of digital media: The massive presence of the Chinese state on Douyin." *American Journal of Political Science* .
- Mattingly, Daniel C and Elaine Yao. 2022. "How soft propaganda persuades." *Comparative Political Studies* 55(9):1569–1594.
- Mattingly, Daniel, Trevor Incerti, Changwook Ju, Colin Moreshead, Seiki Tanaka and Hikaru Yamagishi. 2025. "Chinese state media persuades a global audience that the "China model" is superior: Evidence from a 19-country experiment." *American Journal of Political Science* 69(3):1029–1046.
- Moore, Martin and Thomas Colley. 2024. "Two international propaganda models: Comparing RT and CGTN's 2020 US election coverage." *Journalism Practice* 18(5):1306–1328.
- Nan, Chen. 2025. "Foreign influencers arrive to turn focus on culture, creativity." *China Daily* .
- Peyton, Kyle, Gregory A Huber and Alexander Coppock. 2020. "The generalizability of online experiments conducted during the COVID-19 pandemic."
- Rathje, Steve, Jay J Van Bavel and Sander Van Der Linden. 2021. "Out-group animosity drives engagement on social media." *Proceedings of the national academy of sciences* 118(26):e2024292118.
- Ryan, Fergus, Matt Knight and Daria Impiombato. 2023. "Singing from the CCP's song-sheet." *Australian Strategic Policy Institute* .

Seitz, Amanda, Eric Tucker and Mike Catalini. 2022. “How China’s TikTok, Facebook influencers push propaganda.” *US News* .

Wang, Luxuan, Galen Stocking and Samuel Bestvater Widjaya. 2024. “A closer look at Americans’ experiences with news on TikTok.” *Pew Research Center* .

Xinhua. 2025. “From internet to reality, foreign influencers see a vibrant China.”.

# Part I

## Supporting Information

### Foreign influencer operations: How TikTok shapes American perceptions of China

## Table of Contents

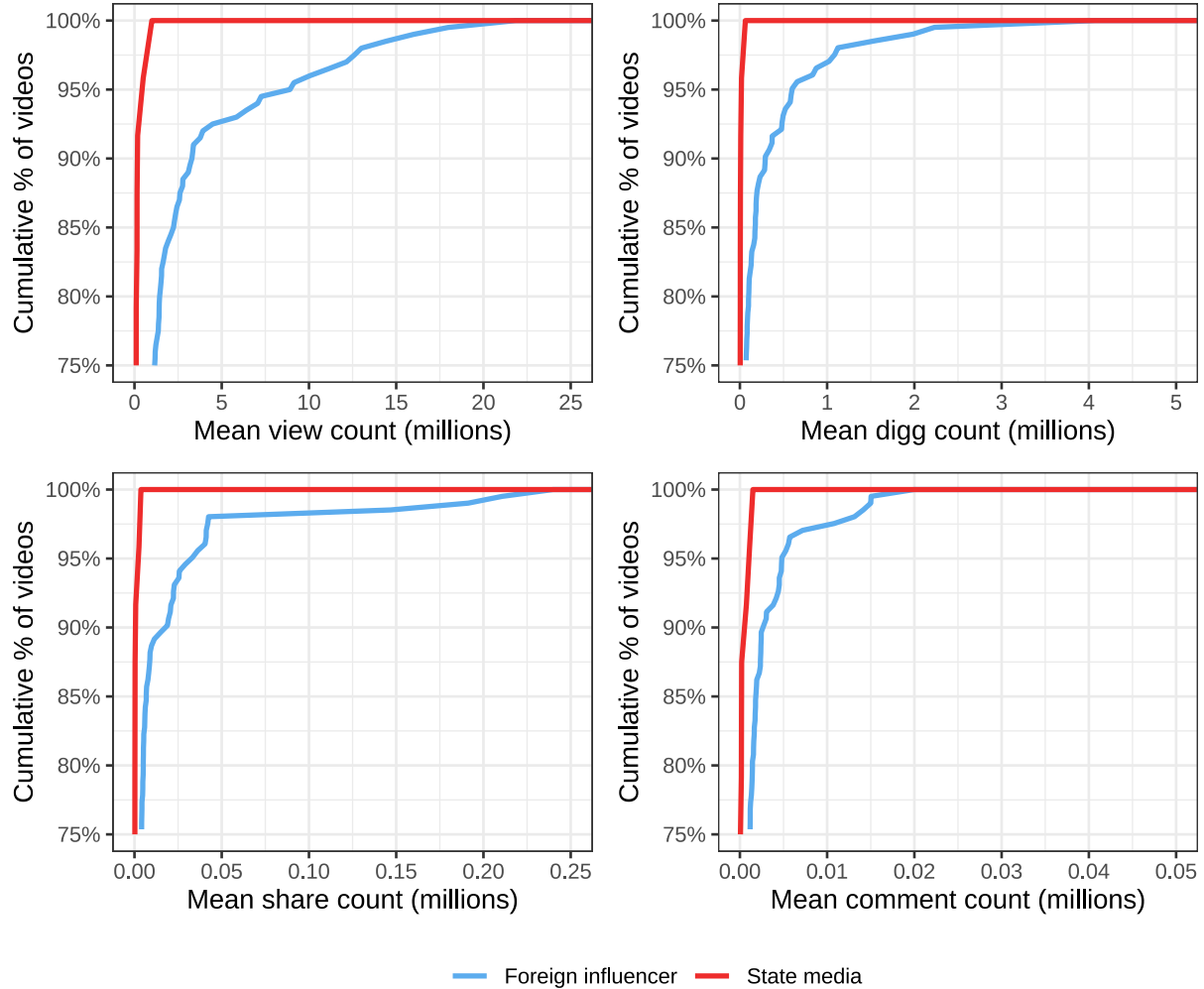
---

<b>Supplemental material</b>	<b>A2</b>
Additional descriptive statistics . . . . .	A2
Experimental design . . . . .	A3
Data collection and respondent sample notes . . . . .	A4
Additional experimental figures . . . . .	A5
Video-level estimates . . . . .	A14
Tabular results . . . . .	A15
Estimated Monetary Returns . . . . .	A16
Robustness . . . . .	A17
Compliance . . . . .	A19
Debrief . . . . .	A20
<b>Pre-analysis plan:</b>	
<b>Foreign influencer operations: How TikTok shapes American perceptions of China</b>	<b>A21</b>
Treatments . . . . .	A22
Treatment assignment . . . . .	A22
Compliance . . . . .	A24
Hypotheses . . . . .	A25
Outcomes . . . . .	A26
Estimation procedures . . . . .	A29
Treatment effect heterogeneity . . . . .	A30
Threats to inference . . . . .	A30
Potential Early Survey Stop . . . . .	A31
Data collection issues . . . . .	A31
Power analysis . . . . .	A32

---

# Supplemental material

## *Additional descriptive statistics*



**Figure A1:** Empirical cumulative distribution functions of average engagement metrics per author for foreign influencers and state media accounts

## Experimental design

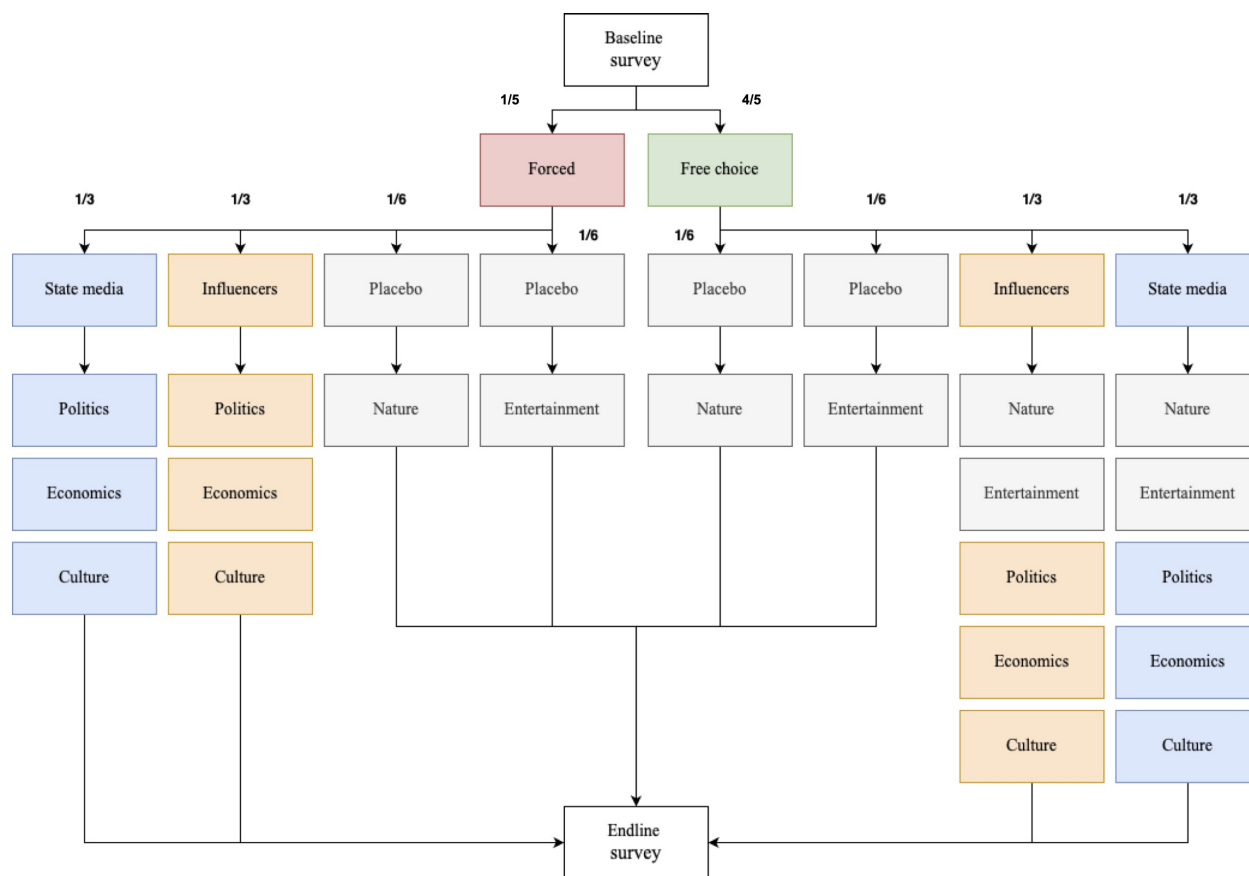


Figure A2: Overview of experimental design.

## *Data collection and respondent sample notes*

### **Pilot study**

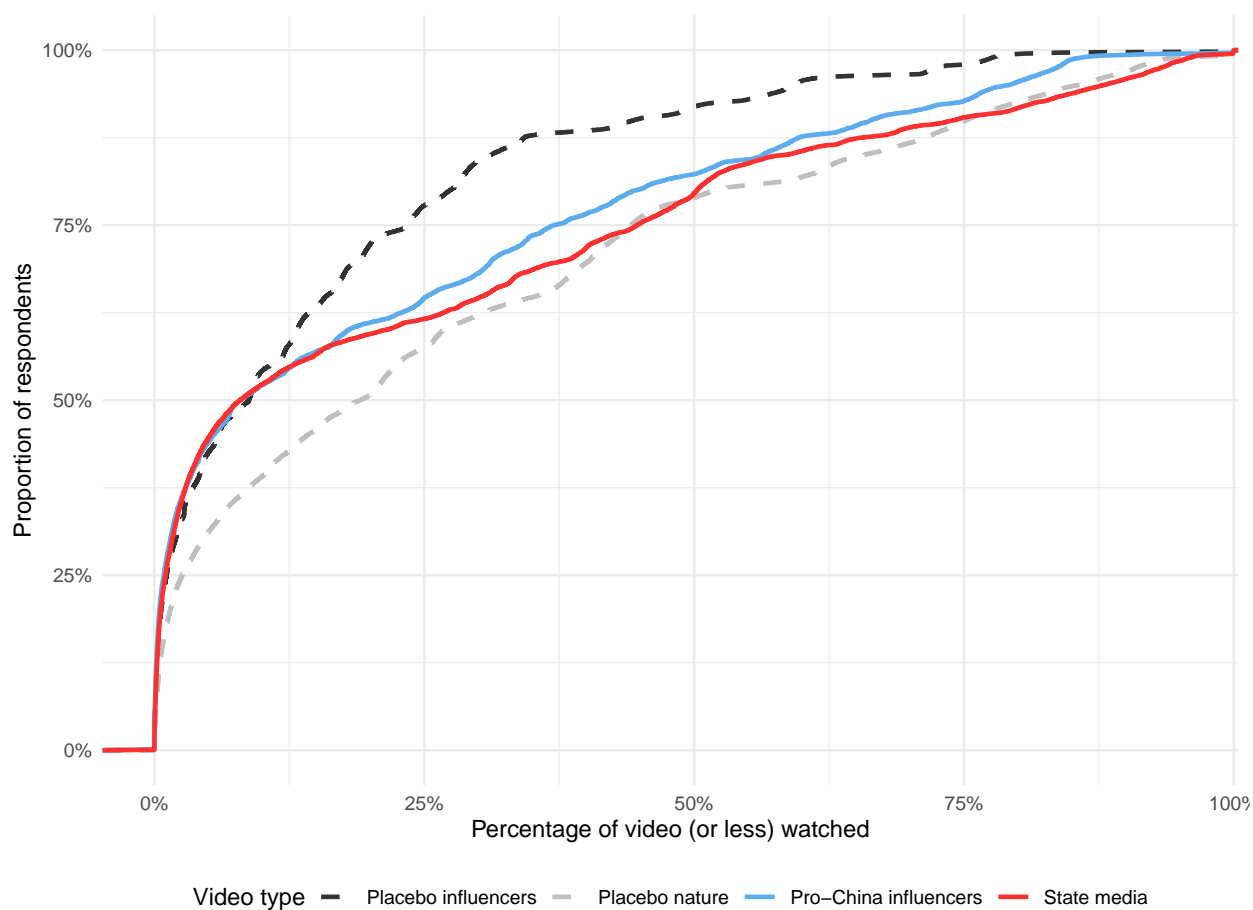
We began data collection with an initial pilot study of 500 respondents in July 2025. Results from the pilot sample can be found below, and were used to refine the final pre-registration document. Changes between the pilot and full sample pre-registration are as follows:

### **Data collection issues**

We note here minor technical issues that arose during response collection that affected a small number of respondents. Some respondents were assigned to two treatment groups (i.e., they watched two sets of videos) due to internet connection issues and/or refreshing the experiment midway through the study. This affected a total of 8 respondents, who were subsequently removed from the analysis sample.

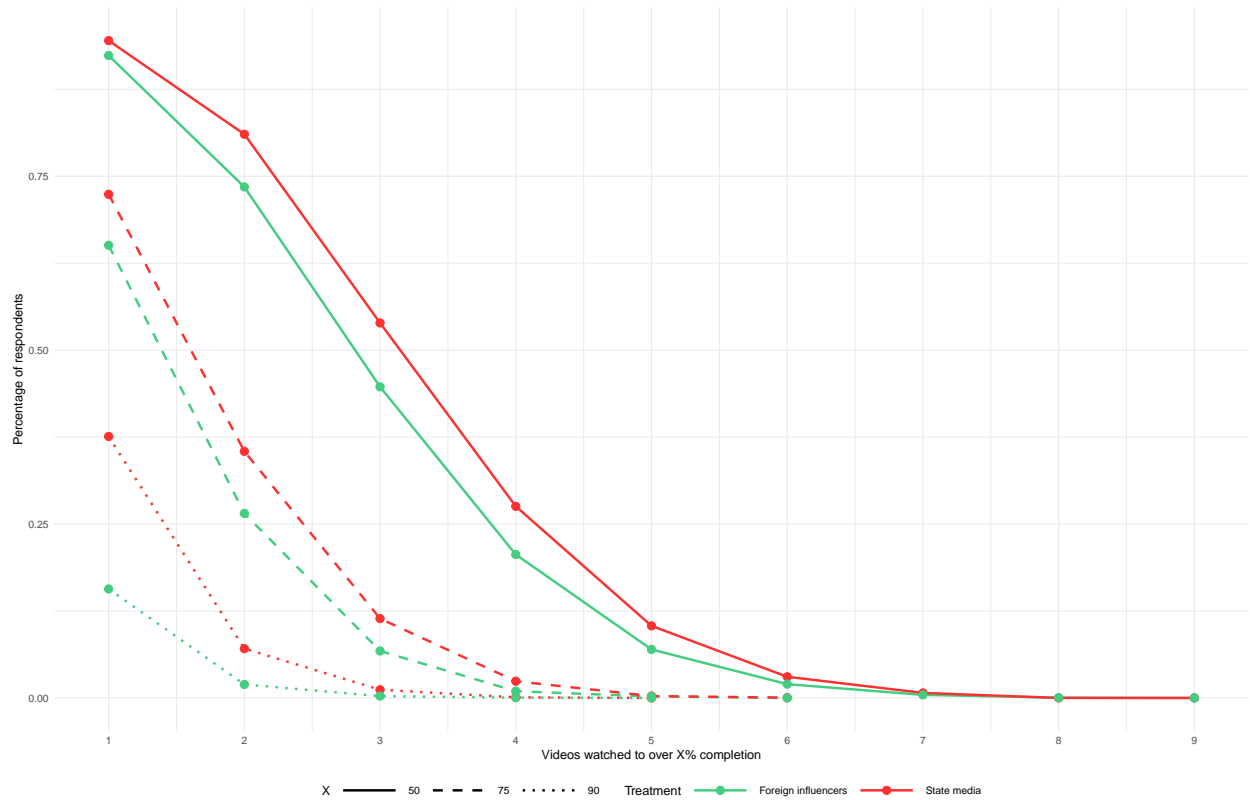
## *Additional experimental figures*

### Descriptive statistics

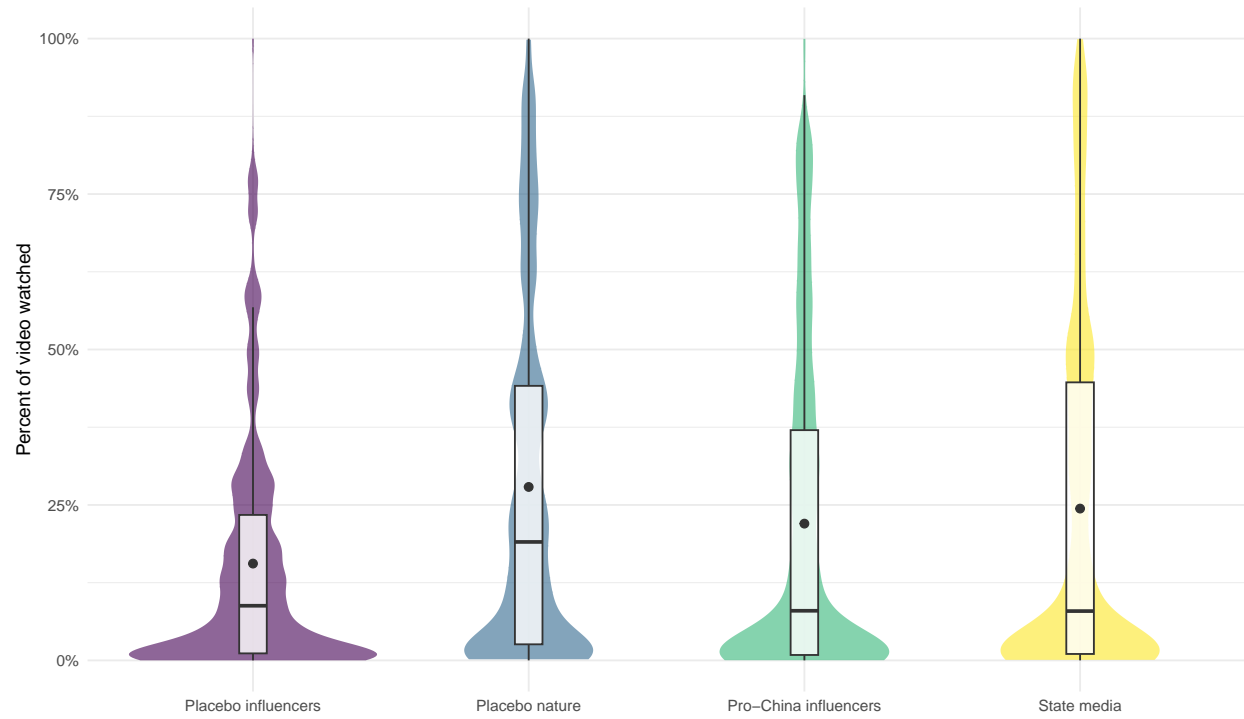


**Figure A3: Empirical cumulative distribution functions of percentage of videos (or less) watched by respondents, by video type**






**Figure A4: Percentage of respondents who watched N videos to over X% completion, by treatment group**

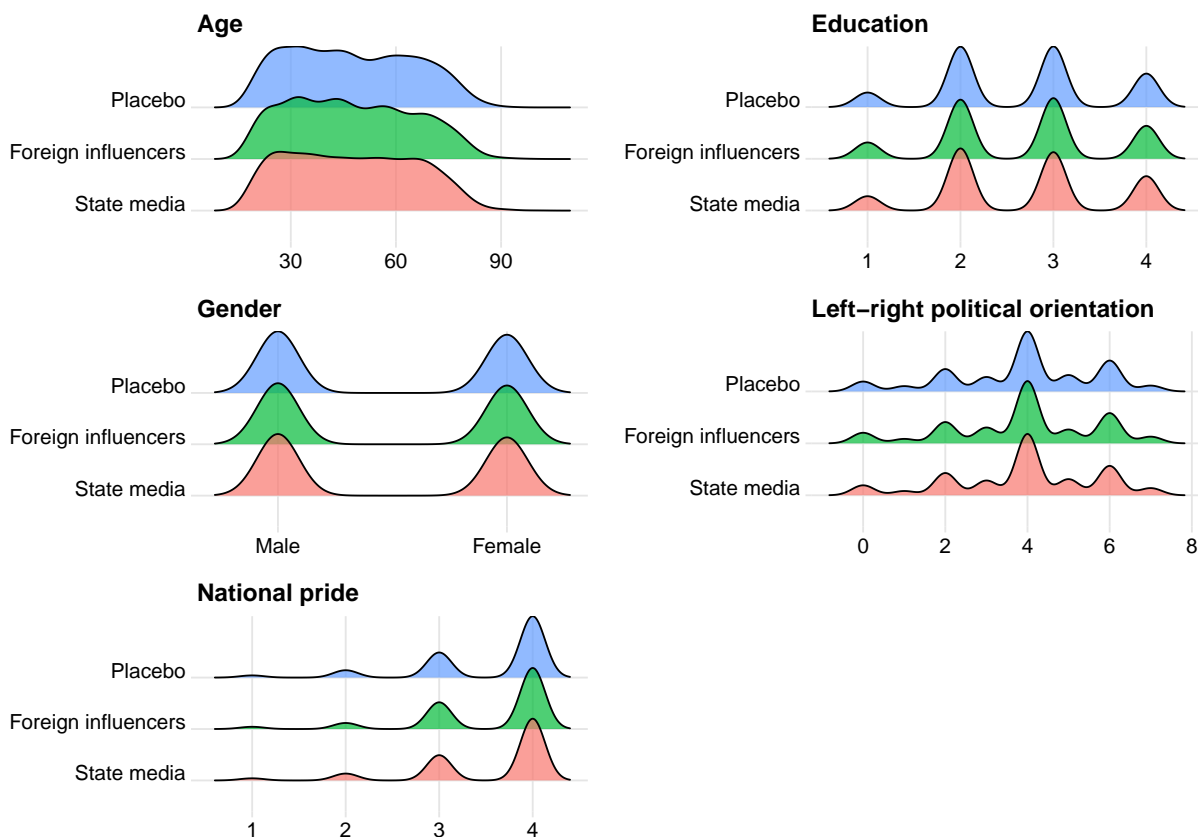


**Figure A5: Distribution of percentage of videos watched by treatment group**  
*Note:* Black line represents median and grey diamond represents mean.



**Figure A6: Distribution of percentage of videos watched by treatment group**  
*Note:* Black line represents median and grey diamond represents mean.

## Covariate balance



**Figure A7: Distributions of covariates by treatment group**

Table A1: Balance table: by treatment group

	Foreign influencers (N=2868)		Placebo (Influencer) (N=1427)		Placebo (Nature) (N=1377)		State media (N=2767)	
	Mean	Std. Dev.	Mean	Std. Dev.	Mean	Std. Dev.	Mean	Std. Dev.
Gender	0.5	0.5	0.5	0.5	0.5	0.5	0.5	0.5
Age	47.3	17.5	47.1	17.5	48.1	17.5	47.4	17.6
Education	2.7	0.9	2.7	0.9	2.7	0.9	2.7	0.9
National Pride	3.5	0.7	3.5	0.7	3.5	0.7	3.5	0.7
Political orientation	3.9	1.7	3.9	1.7	3.9	1.7	3.9	1.7

Note: Covariates in balance table are the same as covariates used in covariate adjustment.

Table A2: Balance table: by forced vs. free choice groups and treatment group

	Placebo (Forced) (N=571)		State media (Forced) (N=567)		Influencers (Forced) (N=603)		Placebo (Free) (N=2233)		State media (Free) (N=2200)		Influencers (Free) (N=2265)	
	Mean	Std. Dev.	Mean	Std. Dev.	Mean	Std. Dev.	Mean	Std. Dev.	Mean	Std. Dev.	Mean	Std. Dev.
Gender	0.5	0.5	0.5	0.5	0.5	0.5	0.5	0.5	0.5	0.5	0.5	0.5
Age	47.3	17.5	46.7	17.3	46.6	18.1	47.7	17.5	47.6	17.7	47.5	17.4
Education	2.7	0.9	2.7	0.9	2.7	0.9	2.7	0.9	2.6	0.9	2.6	0.9
National Pride	3.5	0.7	3.5	0.7	3.5	0.7	3.5	0.7	3.5	0.7	3.5	0.7
Political orientation	3.8	1.8	3.8	1.8	3.7	1.8	3.9	1.7	3.9	1.7	3.9	1.7

Note: Covariates in balance table are the same as covariates used in covariate adjustment.

Local average treatment effects

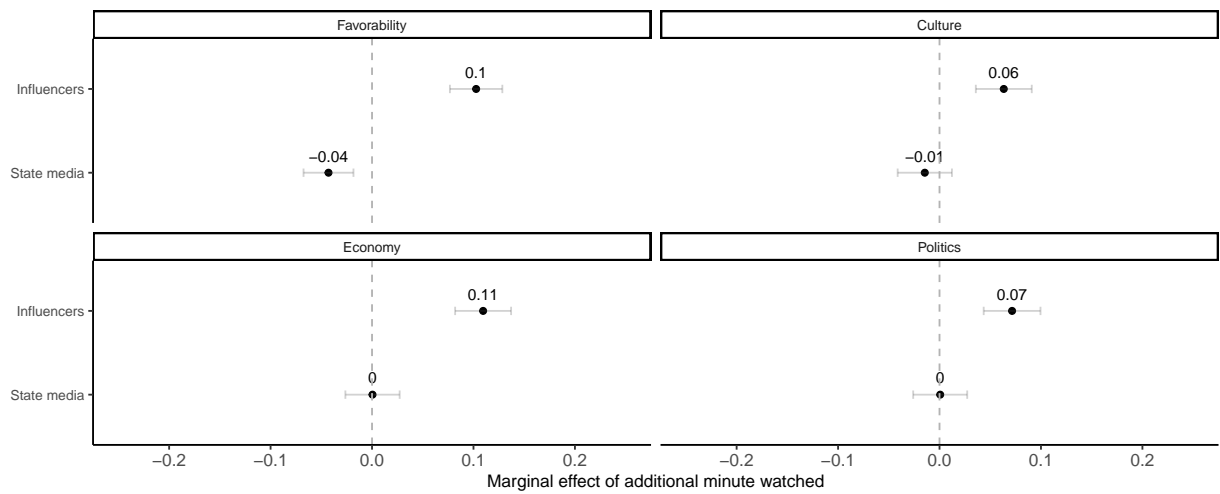


Figure A8: Marginal effect of additional minute of influencer and state media videos watched on attitudes towards China, without covariate adjustment

## Secondary outcomes

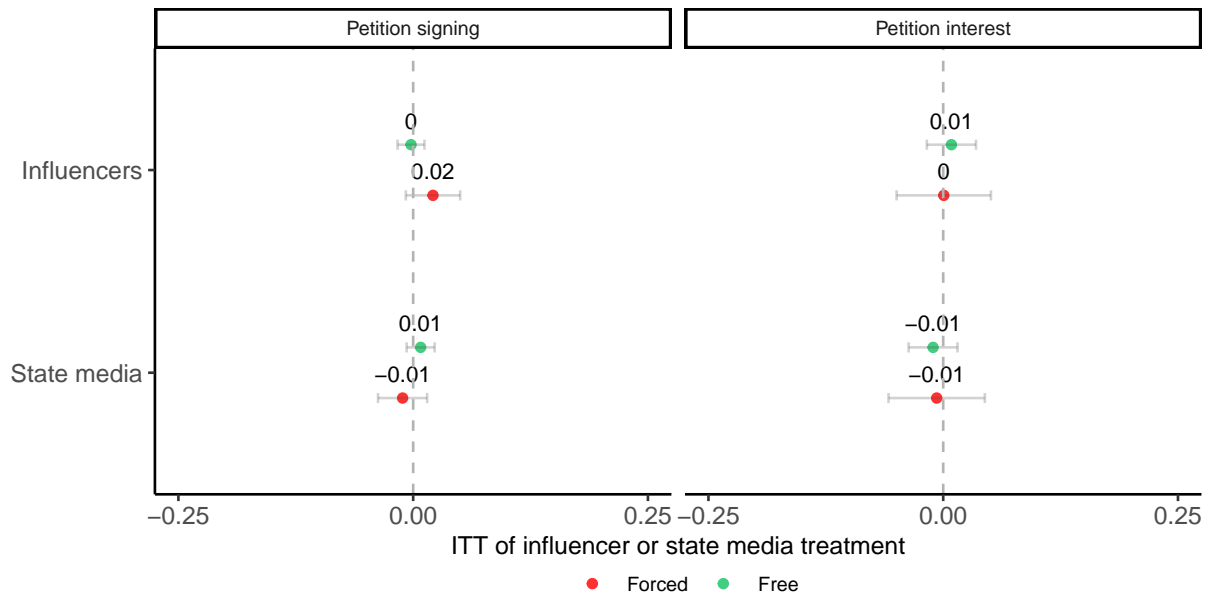


Figure A9: Intent-to-treat effects of influencer and state media videos on probability of signing petition

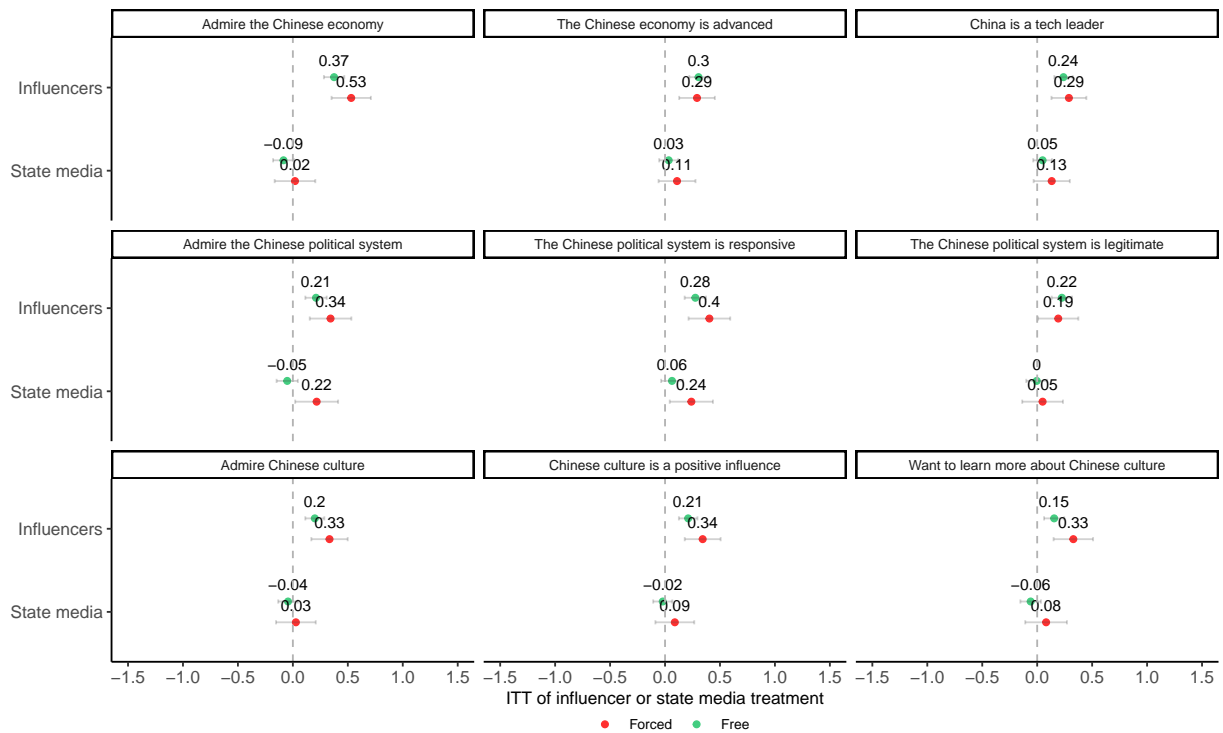


Figure A10: Intent-to-treat effects of influencer and state media videos on views about Chinese culture, economy, and politics (non-dimension reduced)

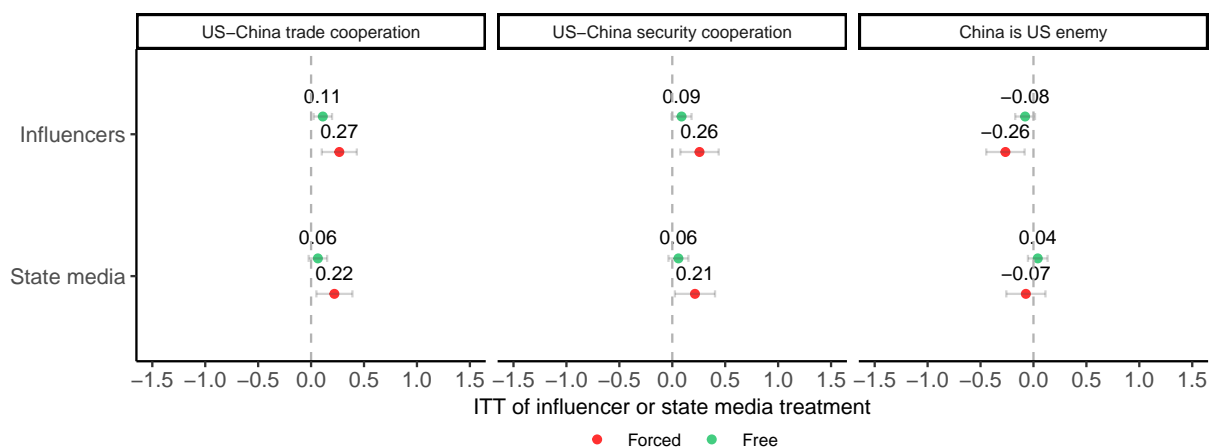


Figure A11: Intent-to-treat effects of influencer and state media videos on foreign policy attitudes towards China

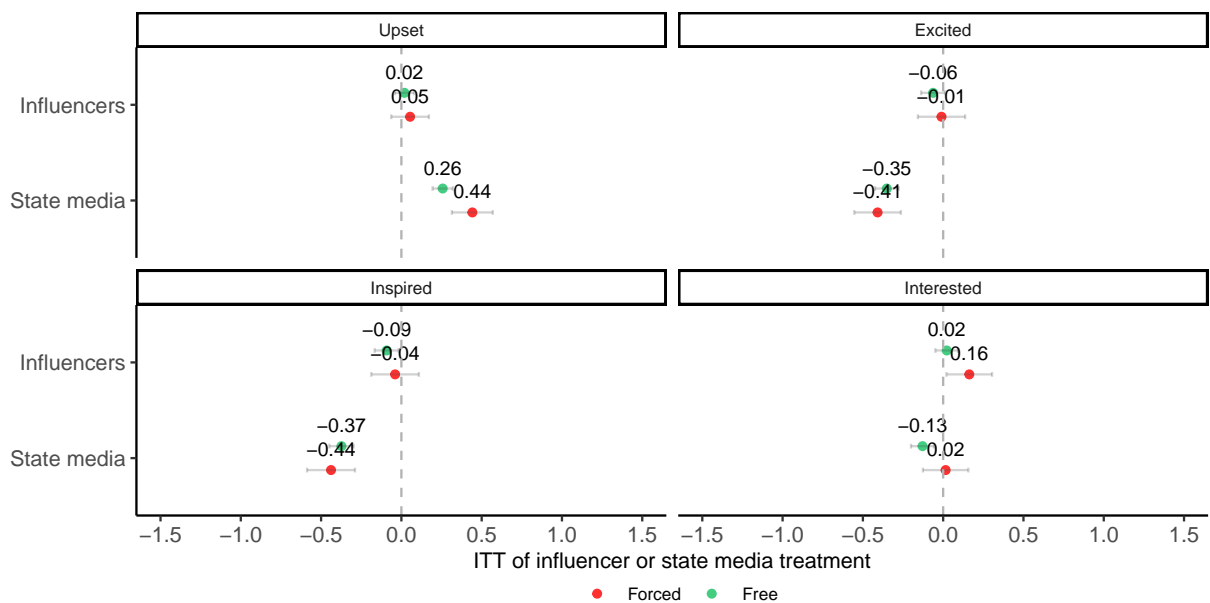


Figure A12: Intent-to-treat effects of influencer and state media videos on emotions



Heterogeneous treatment effects

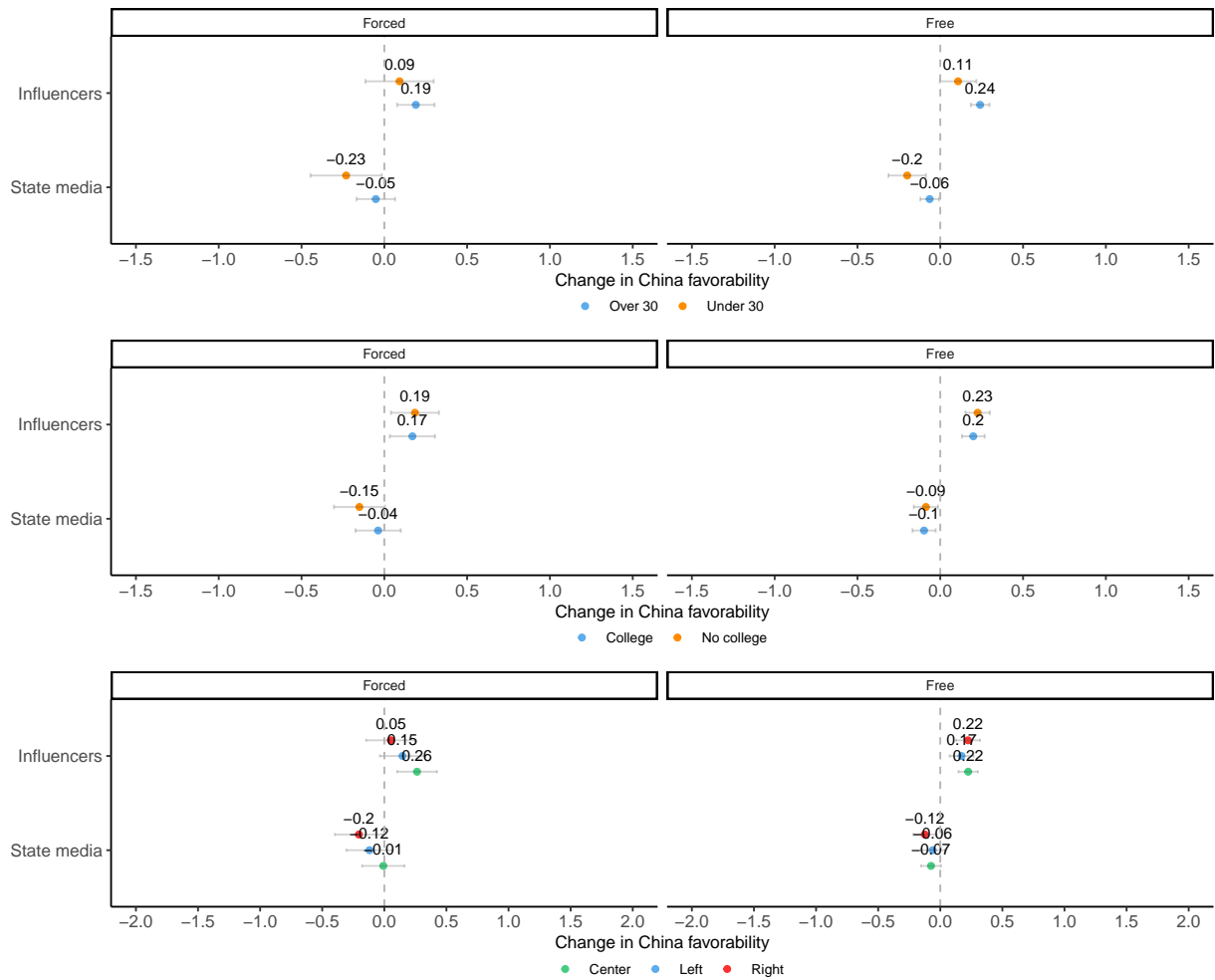


Figure A13: Treatment effect heterogeneity: age, education, and left-right political orientation

## Video-level estimates

**Table A3: 15 Most Positive Influence Videos (Free Choice)**

Video Description	Estimate	SD	Conf Int Low	Conf Int High	P Value	Video Type
A Chinese influencer describes reasons why there is no homelessness in China	0.3782	0.0726	0.2360	0.5204	1.86E-07	Influencer
Travel guide to Chengdu that showcases attractions in the area of the city	0.3151	0.0763	0.1656	0.4646	3.61E-05	Influencer
A video of a family-friendly Chinese electric vehicle	0.3050	0.0739	0.1602	0.4498	3.65E-05	Influencer
A video that showcases a major avenue in China with Chinese flags	0.2920	0.0749	0.1452	0.4388	9.71E-05	Influencer
An American influencer tours a luxury hotel in a desert in China	0.2899	0.0836	0.1261	0.4537	0.00052	Influencer
An American businessmen discuss how much China outperforms the US in manufacturing	0.2852	0.0908	0.1073	0.4630	0.00168	Influencer
Three women in traditional Chinese clothing perform a traditional Chinese dance	0.2800	0.0709	0.1411	0.4190	7.81E-05	Influencer
A video that showcases Chinese high-speed trains.	0.2793	0.0691	0.1438	0.4148	5.35E-05	Influencer
A Chinese influencer walking in the street in Europe and discussing why the quality of life in China is better than the U.S.	0.2754	0.0721	0.1341	0.4167	0.00013	Influencer
A Chinese influencer in Starbucks in China imitates Donald Trump and eats a Persimmon cake	0.2729	0.0724	0.1311	0.4148	0.00016	Influencer
A video of the city of Shenzhen showing its modern skyline and calm traffic.	0.2727	0.0701	0.1353	0.4101	0.00010	Influencer
A video that showcases a Chinese electric sports car.	0.2558	0.0781	0.1027	0.4090	0.00106	Influencer
A British influencer shows the audience an ultra-modern "cyberpunk" Chinese city	0.2526	0.0846	0.0868	0.4183	0.00282	Influencer
A British influencer discusses China's rapid economic growth intercut with modern cityscapes	0.2505	0.0921	0.0699	0.4311	0.00655	Influencer
A video of Shanghai skyscrapers at night	0.2471	0.0816	0.0871	0.4071	0.00248	Influencer

**Table A4: 15 Most Negative Influence Videos (Free Choice)**

Video Description	Estimate	SD	Conf Int Low	Conf Int High	P Value	Video Type
A Chinese policeman attempts to control monkeys on a rural road.	-0.2891	0.0798	-0.4455	-0.1327	0.00029	Statemedia
A short speech by the new Chinese ambassador to the US, declaring his role is to safeguard China's interests.	-0.2643	0.0846	-0.4301	-0.0986	0.00177	Statemedia
Chinese MOFA response to Trump's tariffs.	-0.2460	0.0811	-0.4049	-0.0871	0.00241	Statemedia
The Chinese military marches in Moscow on Victory Day.	-0.2455	0.0821	-0.4064	-0.0847	0.00278	Statemedia
Xi meets Putin in Russia's Victory Day at Moscow while the Chinese military marches.	-0.2385	0.0819	-0.3991	-0.0779	0.00360	Statemedia
A clip of Trump giving a speech and refusing to mention the names of other senators in the event	-0.2369	0.0820	-0.3977	-0.0761	0.00388	Statemedia
China's MOFA welcomes foreign leaders from Europe to China for a visit.	-0.2308	0.0768	-0.3812	-0.0803	0.00264	Statemedia
Coverage of the protests against Trump in Washington	-0.2269	0.0876	-0.3987	-0.0552	0.00962	Statemedia
Coverage of Trump asylum for white South Africans with critical response from the South African government	-0.2078	0.0918	-0.3878	-0.0278	0.02368	Statemedia
China's MOFA accuses the US of espionage against China.	-0.2057	0.0703	-0.3436	-0.0679	0.00345	Statemedia
China's MOFA says that they are opposed Trump's tariffs but support discussion.	-0.1983	0.0774	-0.3501	-0.0466	0.01042	Statemedia
A Chinese drone using a flamethrower to burn objects caught in high-voltage lines.	-0.1939	0.0776	-0.3461	-0.0417	0.01253	Statemedia
Coverage of Putin at the Moscow Forum, exchanging words in German with a German CEO.	-0.1930	0.0753	-0.3405	-0.0455	0.01032	Statemedia
China's Ministry of National Defense critical of the Japan-US alliance and nuclear threats.	-0.1870	0.0816	-0.3470	-0.0270	0.02201	Statemedia
Coverage of Chinese media firm launch of a media platform to aid expansion of Chinese business and media abroad	-0.1855	0.0920	-0.3657	-0.0052	0.04371	Statemedia

Tabular results

Table A5: Intent-to-treat effect of influencer and state media videos on primary outcomes

	Favorability (Forced)	Favorability (Free)	Culture (Forced)	Culture (Free)	Economy (Forced)	Economy (Free)	Politics (Forced)	Politics (Free)
Constant	3.20*** (0.13)	2.94*** (0.07)	0.55*** (0.14)	0.59*** (0.07)	0.36** (0.14)	0.26*** (0.08)	0.32* (0.14)	0.22** (0.07)
State media	-0.09+ (0.05)	-0.09*** (0.03)	0.05 (0.06)	-0.03 (0.03)	0.07 (0.05)	0.00 (0.03)	0.10+ (0.05)	0.00 (0.03)
Influencers	0.17*** (0.05)	0.21*** (0.03)	0.24*** (0.05)	0.13*** (0.03)	0.27*** (0.05)	0.23*** (0.03)	0.19*** (0.05)	0.15*** (0.03)
Num.Obs.	1741	6698	1731	6646	1737	6666	1732	6655

+ p <0.1, \* p <0.05, \*\* p <0.01, \*\*\* p <0.001  
Notes: HC2 robust standard errors in parentheses. Includes covariate adjustment.

Table A6: Intent-to-treat effect of influencer and state media videos on secondary outcomes

	Admire the Chinese economy	The Chinese economy is advanced	China is a tech leader	Admire the Chinese political system	The Chinese political system is legitimate	The Chinese political system is responsive	Admire Chinese culture	Chinese culture is a positive influence	Want to learn more about Chinese culture	US-China trade cooperation	US-China security cooperation	China is US enemy
Constant	4.46*** (0.24)	5.44*** (0.22)	5.58*** (0.20)	3.69*** (0.25)	4.40*** (0.25)	4.04*** (0.25)	5.45*** (0.25)	5.45*** (0.22)	5.14*** (0.25)	5.97*** (0.22)	5.12*** (0.25)	2.42*** (0.24)
State media	0.02 (0.09)	0.11 (0.09)	0.13 (0.08)	0.22* (0.10)	0.05 (0.09)	0.24* (0.10)	0.03 (0.09)	0.09 (0.09)	0.08 (0.10)	0.22* (0.09)	0.22* (0.10)	-4.67 (0.69)
Influencers	0.53*** (0.09)	0.59*** (0.08)	0.59*** (0.08)	0.34*** (0.10)	0.19* (0.09)	0.49*** (0.10)	0.53*** (0.08)	0.54*** (0.08)	0.53*** (0.08)	0.57*** (0.08)	0.29** (0.09)	-1.26** (0.59)
Num.Obs.	1737	1737	1737	1732	1732	1731	1731	1731	1730	1730	1730	1730

+ p <0.1, \* p <0.05, \*\* p <0.01, \*\*\* p <0.001  
Notes: HC2 robust standard errors in parentheses. Includes covariate adjustment.

Table A7: Intent-to-treat effect of influencer and state media videos on secondary outcomes

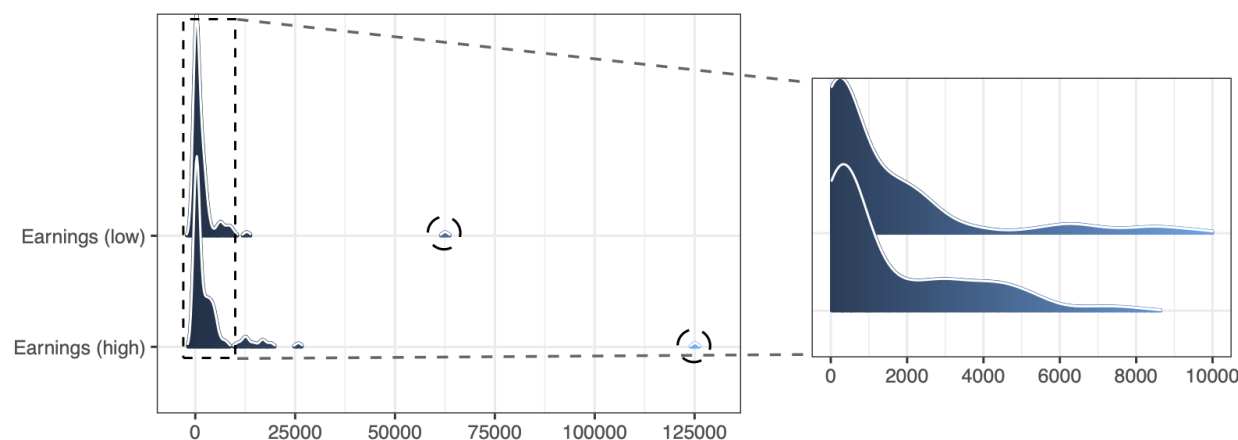
	Admire the Chinese economy	The Chinese economy is advanced	China is a tech leader	Admire the Chinese political system	The Chinese political system is legitimate	The Chinese political system is responsive	Admire Chinese culture	Chinese culture is a positive influence	Want to learn more about Chinese culture	US-China trade cooperation	US-China security cooperation	China is US enemy
Constant	4.45*** (0.24)	5.29*** (0.22)	5.51*** (0.11)	3.59*** (0.13)	4.18*** (0.13)	4.01*** (0.13)	5.54*** (0.12)	5.36*** (0.11)	5.12*** (0.12)	5.67*** (0.12)	5.12*** (0.12)	2.42*** (0.13)
State media	-0.05+ (0.05)	0.05 (0.04)	0.05 (0.04)	-0.05 (0.05)	0.06 (0.05)	0.06 (0.05)	-0.04 (0.05)	-0.02 (0.04)	-0.06 (0.05)	0.06 (0.04)	0.06 (0.05)	0.04 (0.05)
Influencers	0.57*** (0.05)	0.56*** (0.04)	0.54*** (0.04)	0.21*** (0.05)	0.22*** (0.05)	0.28*** (0.05)	0.58*** (0.04)	0.59*** (0.04)	0.57*** (0.05)	0.11* (0.04)	0.09+ (0.05)	-0.68+ (0.05)
Num.Obs.	6660	6660	6665	6655	6655	6645	6645	6645	6645	6640	6640	6641

+ p <0.1, \* p <0.05, \*\* p <0.01, \*\*\* p <0.001  
Notes: HC2 robust standard errors in parentheses. Includes covariate adjustment.

## *Estimated Monetary Returns*

We estimate the monetary returns to the foreign influencers in our sample. TikTok requires monetized accounts to be based in the United States, United Kingdom, Germany, Japan, South Korea, France, or Brazil, to have over 10,000 followers, and to have received over 100,000 views in the previous thirty days.<sup>23</sup> We therefore filter to accounts meeting these criteria, then estimate monthly revenue for each unique account assuming revenue of between \$0.50 to \$1.0 USD per 1,000 views.<sup>24</sup>

We estimate that the top pro-China foreign influencer in our sample in terms of engagement is earning revenue between \$62,000 - \$125,000 USD per month. This represents an outlier, however—only 10% of our sample earns more than \$10,000 per month by the high estimate of \$1 per 1000 views or \$5,000 per month by the low estimate of \$0.50 per 1000 views. Only 45% of the sample is making more than \$1,000 per month by the high estimate, with median earnings of roughly \$800 USD by the high estimate and \$400 USD by the low estimate. Nonetheless, this represents a total of 21 accounts generating revenue above real median US personal income, and 9 accounts generating more than \$100,000 in annualized income. Note that these estimates are also independent of any potential payments by state actors or other sponsors, which are unobservable.



**Figure A14: Estimated mean monthly earnings of pro-China foreign influencers (USD)**

<sup>23</sup>See <https://www.tiktok.com/creator-academy/en/article/creator-rewards-program>.

<sup>24</sup>Journalist accounts document payments of between \$0.50 to \$1.0 USD per 1,000 views on TikTok.

## *Robustness*

Table A8: Randomization inference p-values

Outcome	Free choice: state media	Free choice: influencers	Forced: state media	Forced: influencers
Culture	0.2828	0.0000	0.2491	0.0000
Economy	0.9746	0.0000	0.1278	0.0000
Favorability	0.0006	0.0000	0.1962	0.0001
Petition interest	0.3883	0.5671	0.8246	0.9699
Petition signing	0.3234	0.6769	0.3931	0.1595
Politics	0.9629	0.0000	0.0351	0.0002
China is US enemy	0.3334	0.1203	0.3674	0.0025
US-China security cooperation	0.2696	0.0793	0.0132	0.0045
US-China trade cooperation	0.2093	0.0223	0.0062	0.0013

Note: Calculated using 10,000 simulations

Table A9: Estimates and multiple comparisons corrections, all secondary and exploratory outcomes

Forced or free	Content type	Outcome	Estimate	Unadjusted	Bonferroni	Holm	Hochberg	Hommel	Benjamini Hochberg	Benjamini Yekutieli
Free	State media	Inspired	-0.37	0.000	0.000	0.000	0.000	0.000	0.000	0.000
Free	State media	Excited	-0.35	0.000	0.000	0.000	0.000	0.000	0.000	0.000
Free	State media	Upset	0.26	0.000	0.000	0.000	0.000	0.000	0.000	0.000
Free	Influencers	Economy	0.23	0.000	0.000	0.000	0.000	0.000	0.000	0.000
Forced	State media	Upset	0.44	0.000	0.000	0.000	0.000	0.000	0.000	0.000
Forced	State media	Inspired	-0.44	0.000	0.000	0.000	0.000	0.000	0.000	0.000
Forced	State media	Excited	-0.41	0.000	0.000	0.000	0.000	0.000	0.000	0.000
Free	Influencers	Politics	0.15	0.000	0.000	0.000	0.000	0.000	0.000	0.000
Forced	Influencers	Economy	0.27	0.000	0.000	0.000	0.000	0.000	0.000	0.000
Free	Influencers	Culture	0.13	0.000	0.000	0.000	0.000	0.000	0.000	0.000
Forced	Influencers	Culture	0.24	0.000	0.001	0.000	0.000	0.000	0.000	0.000
Forced	Influencers	Foreign policy	0.21	0.000	0.010	0.008	0.008	0.007	0.001	0.004
Forced	Influencers	Politics	0.19	0.000	0.016	0.012	0.012	0.012	0.001	0.005
Free	State media	Interested	-0.13	0.000	0.025	0.018	0.018	0.018	0.002	0.008
Forced	Influencers	US-China trade cooperation	0.27	0.002	0.084	0.062	0.062	0.062	0.006	0.025
Forced	Influencers	China is US enemy	-0.26	0.004	0.222	0.158	0.158	0.142	0.014	0.063
Forced	Influencers	US-China security cooperation	0.26	0.005	0.286	0.198	0.198	0.176	0.017	0.076
Free	Influencers	Foreign policy	0.08	0.010	0.509	0.342	0.342	0.293	0.028	0.126
Forced	State media	Foreign policy	0.15	0.010	0.528	0.345	0.345	0.304	0.028	0.126
Forced	State media	US-China trade cooperation	0.22	0.011	0.589	0.374	0.374	0.340	0.029	0.134
Free	Influencers	US-China trade cooperation	0.11	0.013	0.666	0.410	0.410	0.384	0.032	0.144
Free	Influencers	Inspired	-0.09	0.017	0.870	0.519	0.519	0.485	0.040	0.180
Forced	Influencers	Interested	0.16	0.025	1.000	0.746	0.746	0.686	0.056	0.255
Forced	State media	US-China security cooperation	0.21	0.027	1.000	0.772	0.772	0.719	0.058	0.262
Forced	State media	Politics	0.10	0.059	1.000	1.000	0.982	0.982	0.123	0.557
Free	Influencers	US-China security cooperation	0.09	0.068	1.000	1.000	0.982	0.982	0.137	0.621
Free	Influencers	Excited	-0.06	0.097	1.000	1.000	0.982	0.982	0.182	0.827
Free	Influencers	China is US enemy	-0.08	0.098	1.000	1.000	0.982	0.982	0.182	0.827
Free	State media	US-China trade cooperation	0.06	0.149	1.000	1.000	0.982	0.982	0.265	1.000
Forced	Influencers	Petition signing	0.02	0.153	1.000	1.000	0.982	0.982	0.265	1.000
Forced	State media	Economy	0.07	0.213	1.000	1.000	0.982	0.982	0.357	1.000
Free	State media	US-China security cooperation	0.06	0.228	1.000	1.000	0.982	0.982	0.370	1.000
Free	State media	Foreign policy	0.03	0.250	1.000	1.000	0.982	0.982	0.394	1.000
Free	State media	Petition signing	0.01	0.295	1.000	1.000	0.982	0.982	0.451	1.000
Free	State media	Culture	-0.03	0.322	1.000	1.000	0.982	0.982	0.478	1.000
Forced	Influencers	Upset	0.05	0.365	1.000	1.000	0.982	0.982	0.527	1.000
Free	State media	China is US enemy	0.04	0.390	1.000	1.000	0.982	0.982	0.546	1.000
Forced	State media	Petition signing	-0.01	0.399	1.000	1.000	0.982	0.982	0.546	1.000
Free	State media	Petition interest	-0.01	0.418	1.000	1.000	0.982	0.982	0.557	1.000
Forced	State media	Culture	0.05	0.432	1.000	1.000	0.982	0.982	0.561	1.000
Forced	State media	China is US enemy	-0.07	0.447	1.000	1.000	0.982	0.982	0.567	1.000
Free	Influencers	Petition interest	0.01	0.513	1.000	1.000	0.982	0.982	0.635	1.000
Free	Influencers	Upset	0.02	0.527	1.000	1.000	0.982	0.982	0.637	1.000
Free	Influencers	Interested	0.02	0.539	1.000	1.000	0.982	0.982	0.637	1.000
Forced	Influencers	Inspired	-0.04	0.604	1.000	1.000	0.982	0.982	0.698	1.000
Free	Influencers	Petition signing	0.00	0.756	1.000	1.000	0.982	0.982	0.855	1.000
Forced	State media	Petition interest	-0.01	0.791	1.000	1.000	0.982	0.982	0.876	1.000
Forced	State media	Interested	0.02	0.831	1.000	1.000	0.982	0.982	0.901	1.000
Forced	Influencers	Excited	-0.01	0.890	1.000	1.000	0.982	0.982	0.945	1.000
Free	State media	Economy	0.00	0.925	1.000	1.000	0.982	0.982	0.962	1.000
Free	State media	Politics	0.00	0.954	1.000	1.000	0.982	0.982	0.972	1.000
Forced	Influencers	Petition interest	0.00	0.982	1.000	1.000	0.982	0.982	0.982	1.000

p values less than 0.05 shaded green, p values greater than 0.05 and less than 0.1 shaded orange, and p-values greater than 0.1 shaded red.

## Compliance

The ability to watch or skip pro-China videos in the free choice treatment arms is equivalent to compliance in a one-sided noncompliance framework. As subjects can choose to watch any duration of pro-China videos they choose, this represents a continuous measure of compliance sometimes referred to as variable treatment intensity. Angrist and Imbens (1995) show that two-stage least squares (2SLS) applied to a causal model with variable treatment intensity and nonignorable treatment assignment identifies a weighted average of per-unit treatment effects.

We therefore estimate the weighted average local average treatment effect (LATE)—i.e., the marginal effect of an additional second of watching pro-China videos—from a 2SLS estimation strategy with a continuous measure of treatment intensity defined as the total number of seconds spent watching pro-China videos as our primary compliance-adjusted estimator. Because the marginal effect of each second watched may vary, we will also provide a plot summarizing the effect for each second. This is essentially a binning analysis, which is a common technique to deal with non-linear effects in continuous compliance design, where each bin represents one additional second watched.

We also note that compliance could be defined in a binary or categorical manner. However, our primary definition of compliance will be the continuous measure described above. For a binary definition of compliance in a potential outcomes framework where  $d$  refers to treatment status and  $z$  refers to treatment assignment, compliance in the free choice treatment groups can be defined as:  $d_i(z_i = 1) = 1$  (subject  $i$  is assigned to the pro-China treatment and watches *one or more* pro-China videos). Non-compliance can similarly be defined as  $d_i(z_i = 1) = 0$  (subject  $i$  is assigned to the pro-China treatment but does not watch any pro-China videos). It is also possible to classify compliers in terms of categorical levels of compliance as respondents in the free choice group may choose to watch anywhere between 0 to  $N$  pro-China videos. We can therefore also alter our definition of compliance to  $d_i(z_i \in \{1, 2, \dots, N\})$  where  $d_i(z_i = 1)$  now refers to subject  $i$  is assigned to the pro-China treatment and watches 1 pro-China video,  $d_i(z_i = 2)$  refers to subject  $i$  is assigned to the pro-China treatment and watches 2 pro-China videos, and  $d_i(z_i = 3)$  refers to subject  $i$  is assigned to the pro-China treatment and watches 3 pro-China videos, and so on.

In all of the approaches above, we calculate complier average causal effects using 2 stage least squares (2SLS) where treatment assignment  $Z$  is an instrument for treatment receipt  $D$ . Additionally, in all of the approaches described above, the exclusion restriction assumption in this setting is that random assignment of pro-China videos is only correlated with our dependent variables through actually *watching* the pro-China videos.

## *Debrief*

Following the post-treatment survey, respondents receive the following debrief:

“The purpose of this survey was to measure whether watching videos produced by Chinese state-run media and/or TikTok influencers is effective at shifting American attitudes towards the People’s Republic of China, its government, and the Chinese Communist Party. For the purposes of comparison, some respondents watched videos unrelated to China, while others watched videos related to China.

If you watched videos about China, the creators of the video you watched may be independent or they may have been paid or otherwise supported by the Chinese government to produce content that portrays China in a favorable light. Other videos were produced by Chinese state media. Content produced by Chinese state media were labeled as such.

These videos do not represent the opinions of the survey researchers. Moreover, there are alternative views to those presented in the video, views that are more critical of the Chinese government and the Chinese political system and economy.

If you are interested in reading alternative more critical viewpoints on China’s political system, you may find them at the website for Amnesty International (<https://www.amnesty.org/en/location/asia-and-the-pacific/east-asia/china/>) and the website for the United States Congressional-Executive Commission on China (<https://www.cecc.gov/>).

If you are interested in alternative views on the Chinese economy, you may find them on the website for the Organization for Economic Co-operation and Development (OECD). (<https://www.oecd.org/en/topics/sub-issues/economic-surveys/china-economic-snapshot.html>).

part of the survey you were also asked if you would like to sign a petition by Amnesty International. The survey does not have any affiliation with the researchers and does not necessarily represent the opinions of the researchers. The purpose of this question was to measure whether viewing pro-China videos produced by TikTok influencers makes individuals less likely to take political action on topics related to China. While we captured data on whether or not you clicked the link, we do not have access to any data you provided to Amnesty including your name or other identifying information. We also collected data on whether or not you clicked links to external websites to read alternative viewpoints for the purposes of assessing how often individuals chose to view such material.”



## Pre-analysis plan:

# Foreign influencer operations: How TikTok shapes American perceptions of China

We measure the effect of pro-China social media influencer content on attitudes and behavior using an experimental design. We first expose participants to a baseline survey, then randomly assign participants to either:

- (1) A group that is required to watch 4 minutes TikTok videos to which they are exposed.
- (2) A group that is exposed to 4 minutes of TikTok videos, and is free to watch or skip any videos they choose, as they would on the real TikTok platform.

Within group (1), respondents will then be randomly assigned to a random sample of videos from Chinese state media accounts, videos from pro-China influencer accounts, or entertainment-related placebo videos unrelated to China. Within the pro-China videos, videos will be randomly assigned with equal probability on the subjects of politics, economics, and culture, from a larger corpus with equal probability of assignment. Respondents in this group *must watch all of the videos* (i.e., there is no option to skip videos).

Within group (2), respondents will also be randomly assigned to a random sample of videos from Chinese state media accounts, videos from pro-China influencer accounts, or entertainment-related placebo videos unrelated to China. Within the pro-China videos, videos each will be randomly assigned with equal probability from a larger corpus of videos on the subjects of politics, economics, and culture, with equal probability of assignment. However, respondents in this group *can freely choose to watch or skip any of the videos*, but will be required to spend at 4 minutes before proceeding.

Following treatment assignment and exposure, respondent will complete an endline survey.

A visual overview of the experimental design can be found in [Figure A15](#).

This pre-analysis plan was originally registered prior to collection of data for a pilot study on 500 respondents. In response to findings from the pilot study, we made the following changes: (a) adding the factor analysis outlined below; (b) adding the continuous LATE/2SLS estimation strategy outlined below; (c) adding a series of questions on partisan identification; (d) changing the probabilities of assignment to the forced and free choice groups to increase sample size allocated to the free choice group; (e) updating the power analysis to reflect effect sizes from the pilot study. We then filed an updated pre-analysis plan before additional data collection. As treatments did not change between the pilot and full study, we will conduct our analysis both including and excluding the results of the pilot study, with results excluding the pilot as robustness checks.

## *Treatments*

Our treatments take the form of pro-China TikTok videos created by influencers, pro-China TikTok videos created by official state media, or entertainment-related control videos unrelated to China. We will draw from a total corpus of approximately 150 China-related videos that will be randomly assigned to respondents. Within this corpus, we pre-classify whether the videos are cultural, political, or economic in nature, and randomly with equal probability across categories.

### *Treatment assignment*

Respondents will be recruited from Cint Thorem, and will be balanced on age, gender, ethnicity, and region. Respondents will then be randomly assigned to one of the two treatment groups (*Forced* or *Free choice*) with 20% probability of assignment to the *Forced* group and 80% to the *Free Choice* group).<sup>25</sup> Respondents are then randomly assigned to one of three conditions (*Placebo*, *State Media*, or *Influencers*) within these groups with equal probability. Finally, within the *State Media* and *Influencer* groups, respondents will be randomly assigned political, economic, and culture videos with equal probability of assignment. In short, at each step there will be equal probability of assignment using complete random assignment. See below for an overview of the assignment steps.

#### 1. *Forced*:

- 1a. *Placebo*: Randomly assigned to view either (1) nature or (2) viral entertainment videos with equal probability.
- 1b. *State Media*: Randomly assigned to view Chinese state media videos.
  - i. Among Chinese state media videos, randomly assigned politics, economics, and culture videos with equal probability of assignment.
- 1c. *Influencers*: Randomly assigned to view pro-China influencer media videos.
  - i. Among pro-China influencer videos, randomly assigned political, economic, and cultural videos with equal probability of assignment.

#### 2. *Free choice*:

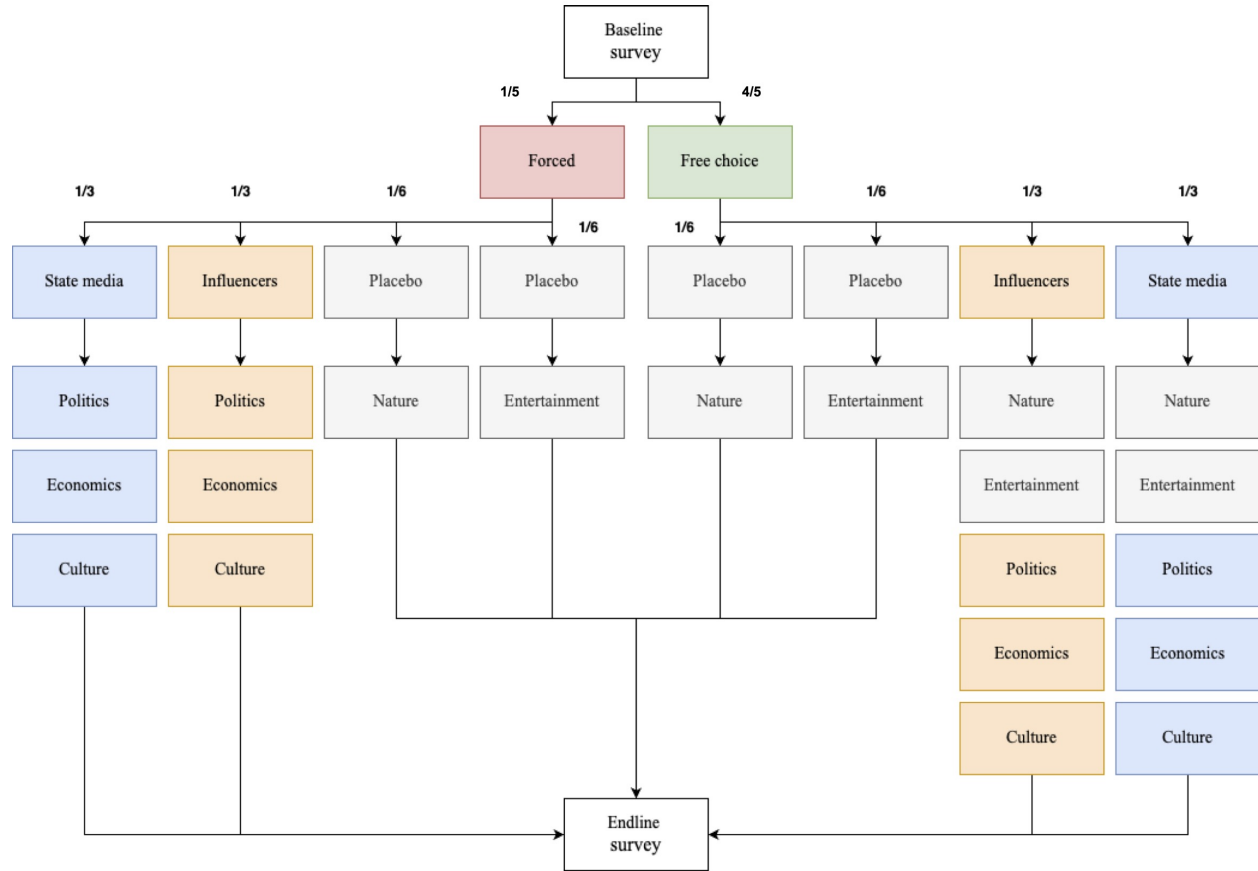
- 2a. *Placebo*: Randomly assigned to view either (1) nature or (2) viral entertainment videos with equal probability.
- 2b. *State Media*: Randomly assigned to view nature, entertainment and Chinese state media videos. Can skip videos at will.
  - i. Among Chinese state media videos, randomly assigned political, economic, and cultural videos with equal probability of assignment.
- 2c. *Influencers*: Randomly assigned to view nature, entertainment and pro-China influencer videos. Can skip videos at will.

---

<sup>25</sup>We randomly assign more respondents to the *Free Choice* group as we expect smaller treatment effects from this group, and therefore wish to increase sample size and therefore power in this group. See the power analysis below for justification of the selected sample sizes in each condition.

- i. Among pro-China influencer videos, randomly assigned political, economic, and cultural videos with equal probability of assignment.

An overview of the experimental design can be found in the figure below.



**Figure A15: Overview of experimental design.**

*Note:* Fractions indicate probability of assignment at each branch.

## Compliance

The ability to watch or skip pro-China videos in the free choice treatment arms is equivalent to compliance in a one-sided noncompliance framework. As subjects can choose to watch any duration of pro-China videos they choose, this represents a continuous measure of compliance sometimes referred to as variable treatment intensity. Angrist and Imbens (1995) show that two-stage least squares (2SLS) applied to a causal model with variable treatment intensity and nonignorable treatment assignment identifies a weighted average of per-unit treatment effects.

We therefore pre-register the weighted average local average treatment effect (LATE)—i.e., the marginal effect of an additional second of watching pro-China videos—from a 2SLS estimation strategy with a continuous measure of treatment intensity defined as the total number of seconds spent watching pro-China videos as our primary compliance-adjusted estimator. Because the marginal effect of each second watched may vary, we will also provide a plot summarizing the effect for each second. This is essentially a binning analysis, which is a common technique to deal with non-linear effects in continuous compliance design, where each bin represents one additional second watched.

We also note that compliance could be defined in a binary or categorical manner. However, our primary definition of compliance will be the continuous measure described above. For a binary definition of compliance in a potential outcomes framework where  $d$  refers to treatment status and  $z$  refers to treatment assignment, compliance in the free choice treatment groups can be defined as:  $d_i(z_i = 1) = 1$  (subject  $i$  is assigned to the pro-China treatment and watches *one or more* pro-China videos). Non-compliance can similarly be defined as  $d_i(z_i = 1) = 0$  (subject  $i$  is assigned to the pro-China treatment but does not watch any pro-China videos). It is also possible to classify compliers in terms of categorical levels of compliance as respondents in the free choice group may choose to watch anywhere between 0 to  $N$  pro-China videos. We can therefore also alter our definition of compliance to  $d_i(z_i \in \{1, 2, \dots, N\})$  where  $d_i(z_i = 1)$  now refers to subject  $i$  is assigned to the pro-China treatment and watches 1 pro-China video,  $d_i(z_i = 2)$  refers to subject  $i$  is assigned to the pro-China treatment and watches 2 pro-China videos, and  $d_i(z_i = 3)$  refers to subject  $i$  is assigned to the pro-China treatment and watches 3 pro-China videos, and so on.

In all of the approaches above, we calculate complier average causal effects using 2 stage least squares (2SLS) where treatment assignment  $Z$  is an instrument for treatment receipt  $D$ . Additionally, in all of the approaches described above, the exclusion restriction assumption in this setting is that random assignment of pro-China videos is correlated with the treatment of *watching* pro-China videos, and is only correlated with our dependent variables through actually *watching* the pro-China videos.

## *Hypotheses*

We will test the following core hypotheses:

- *Hypothesis 1*: Viewing videos produced by pro-China influencers and state media will increase respondent affinity for China relative to the placebo condition. (See the key outcome question in [Outcomes](#)).
- *Hypothesis 2*: Viewing videos produced by pro-China influencers will cause larger shifts in affinity for China than viewing videos produced by Chinese state media. (See the key outcome question in [Outcomes](#)).
- *Hypothesis 3*: In the free-choice arm, compliance for those assigned to pro-China influencers will be higher than compliance for those assigned to watch state media.

We also test the following secondary hypotheses:

- *Hypothesis 3a*: On average, respondents in the forced viewing group will increase affinity for China more than respondents in the free choice group ([Outcomes](#)).
- *Hypothesis 3b*: Compliers in the free choice group will increase affinity for China less than respondents in the forced choice group (based on the outcome variables defined in [Outcomes](#)).
- *Hypothesis 4*: Respondents assigned to watch pro-China influencers in the forced choice arm will have higher positive affect than those assigned to watch Chinese state media (based on the outcome variables defined in [Outcomes](#)).
- *Hypothesis 5*: Videos produced by Chinese state media will shift American respondents' views on China's political system, on the Chinese economy, and U.S.-China policy issues toward those preferred by the Chinese state. Viewing Chinese state media will have no effect on the question asking respondents to sign the petition memorializing the 1989 protests. (See outcome variables defined in [Outcomes](#)). Policy-related videos will be more effective at this than cultural videos.
- *Hypothesis 6*: Videos produced by Chinese influencers will shift American respondents' views on China's economy but will have null effects on attitudes to the Chinese political system and U.S.-China policy issues towards those preferred by the Chinese state. (See outcome variables defined in [Outcomes](#)). Viewing pro-China influencers will have no effect on the question asking respondents to sign the petition memorializing the 1989 protests. Policy-related videos will be more effective at this than cultural videos.
- *Hypothesis 7*: Attitudes will shift more for younger respondents and less educated respondents when compared to older respondents and higher educated respondents.
- *Hypothesis 8*: Influencer videos will cause respondents to feel inspired, relative to placebo. State media videos will cause respondents to feel upset.
- *Hypothesis 9*: Respondents to the center and right will be more likely to be persuaded by influencer videos than respondents to the left.

## *Outcomes*

We examine the following primary outcome variables of interest:

### **Primary outcome:** China favorability

- Do you have a very favorable, somewhat favorable, somewhat unfavorable, or very unfavorable opinion of China?

### **Behavioral measure:** willingness to take political action related to China

- In June 1989, following student-led protests, hundreds of anti-government protesters and citizens were killed by People's Liberation Army troops. Would you like to sign a petition memorializing the Tiananmen incident and condemning the Chinese government? This petition is run by Amnesty International and is not affiliated with the researchers. [Yes, at the end of the survey, please take me to the petition. / No thank you, at the end of the survey, please do not take me to the petition.]

We define the behavioral outcome as a binary indicator equal to 1 if a respondent both indicates that they would like to be taken to the petition *and* clicks on the link to the petition, and 0 otherwise.

### **Secondary outcomes:** attitudes towards China

Attitudes towards China's economy:

- To what extent do you agree with the following statement? I admire the Chinese economy.
- To what extent do you agree with the following statement? China has an advanced economy.
- To what extent do you agree with the following statement? China is a world leader in technology.

Attitudes towards China's political system:

- To what extent do you agree with the following statement? I admire the Chinese political system.
- To what extent do you agree with the following statement? The Chinese political system is legitimate.
- To what extent do you agree with the following statement? The Chinese political system is responsive to the needs of the Chinese people.

Attitudes towards Chinese culture:

- To what extent do you agree with the following statement? I admire Chinese culture.

- To what extent do you agree with the following statement? Chinese culture has had a positive influence on the world.
- To what extent do you agree with the following statement? I am interested in learning more about Chinese culture.

#### Attitudes towards China-U.S. Policy

- To what extent do you agree with the following statement? China is an enemy of the United States.
- To what extent do you agree with the following statement? The United States should cooperate closely with China on trade issues.
- To what extent do you agree with the following statement? The United States should cooperate closely with China on security issues.

#### Mechanism outcomes:

Questions measuring negative affect and positive affect from the PANAS scale.

- Please indicate how strongly you are feeling the following emotions:
  1. Inspired (Not at all, a little, somewhat, rather strong, extremely strong)
  2. Upset (Not at all, a little, somewhat, rather strong, extremely strong)
  3. Interested (Not at all, a little, somewhat, rather strong, extremely strong)
  4. Excited (Not at all, a little, somewhat, rather strong, extremely strong)

Analysis of open-ended responses including topic modeling approaches and qualitative scoring.

Our secondary outcomes will be combined into three indices—economy, politics, and culture—using factor analysis. The code used to conduct the factor analysis is provided below. Factor analysis will not be applied to the foreign policy attitudes questions. Multiple comparisons corrections will be applied to the secondary and exploratory outcomes using the Bonferroni, Holm-Bonferroni, and Benjamin-Hochburg procedures.

#### Factor analysis function:

```
create_factor <- function(data, dv_names, verbose = TRUE) {

  # Keep variables of interest and ensure that they're numeric
  sub <- data[, dv_names] %>% mutate_all(funs(as.numeric(as.character(.))))

  # Impute missing values with median
  impute <- sub
```

```

impute <- sapply(impute, function(x) ifelse(is.na(x), median(x, na.rm = T), x))

# Principal component, scaled to have mean 0/sd 1
f <- princomp(impute, cor = TRUE)
if (verbose) print(loadings(f))
dv <- f$scores[, 1]
dv <- as.numeric(scale(dv))

# Make sure the variable points the correct way ()
if (cor(dv, data$outcome, use = "complete") < 0) dv <- -1 * dv

# If a row in the original data has more than 50% NAs, then replace the score
# with NA
bool <- apply(sub, 1, function(x) sum(is.na(x)) / ncol(sub) > 0.5)
dv[bool] <- NA
dv
}

```



## *Estimation procedures*

Our primary estimands are: (1) the average treatment effect of watching a pro-China influencer video on the outcomes listed above when compared to the Placebo group, (2) the average treatment effect of state media videos on the outcomes listed above when compared to the Placebo group, and (3) the complier average causal effect of watching a pro-China influencer video on the outcomes listed above when compared to the Placebo group, and (4) the complier average causal effect of watching a pro-China state media video on the outcomes listed above when compared to the Placebo group.

We will also compare effect sizes among those in the free choice group and forced choice group. For the free choice group we will calculate both intent-to-treat (ITT) effects and complier average causal effects.

### **Average Treatment Effect**

For those in the forced choice group, we will estimate the following average treatment effects (ATE), and the estimator will include covariate adjustment:

1. *State Media* vs. *Placebo*
2. *Influencer* vs. *Placebo*
3. *Influencer* vs. *State Media*

We include the following pre-treatment covariates in the regression specification: *gender*, *age*, *education*, *national pride*, and *left-right political orientation*. In the event of missingness, missing covariates will be imputed using the predictive mean matching method in the MICE package in R. We will compute HC2 robust standard errors.

The ATE will be estimated using the “lm\_robust” function in the “estimatr” package in R (Blair, Cooper, Coppock and Humphreys 2019). The code that will be used is as follows:

```
lm_robust(outcome ~ treatment + covs, data = df)
```

where covs is the list of covariates above and country is an indicator for each of the 19 countries. In the event that standard covariate adjustment worsens precision, we will estimate treatment effects using the estimator outlined by Lin (2013) using the code below:

```
lm_lin(outcome ~ treatment, covs, data = df)
```

Results without covariate adjustment will be reported in the appendix. We expect these results to be similar but less precisely estimated due to the exclusion of prognostic covariates. When interpreting the results, we will rely primarily on the covariate-adjusted estimates. We will also calculate randomization inference p-values for the main outcome variables in the appendix.

## Intent-to-treat effects

For those in the free choice group, we will calculate the same ITTs as the ATEs described above, substituting receipt of treatment for assignment to treatment in the regression specification. We will also compare the ITT in the free choice group to the ATE in the forced choice group. The ITT will be estimated using the “lm\_robust” function in the “estimatr” package in R:

```
lm_robust(outcome ~ treatment_assignment + covs, data = df)
```

## Local average treatment effects

We will also estimate local average treatment effects / complier average causal effects (CACE) as described in the “compliance” section above. We will calculate the same LATEs as the ITTs/ATEs described above. We will estimate the LATE using two-stage least squares using the “iv\_robust” function in the “estimatr” package in R:

```
iv_robust(
outcome ~ treatment_receipt + covs | treatment_assignment + covs, data = df
)
```

## *Treatment effect heterogeneity*

We will examine the following heterogeneous treatment effects:

1. Age - under 30 vs. over 30.
2. Education - college educated vs. non-college educated
3. Left-right political alignment - left vs. center vs. right
4. Partisan identification - Republican vs. Democrat

We will examine treatment effect heterogeneity by calculating conditional average treatment effects (CATEs). A CATE is an average treatment effect specific to a subgroup of subjects, where the subgroup is defined by subjects’ attributes. Heterogeneous treatment effects will be estimated by regressing the outcome variables on treatments for each of the subgroups specified in [Treatment effect heterogeneity](#). This will be conducted using the “lm\_robust” function in the “estimatr” package in R.

```
lm_robust(outcome ~ treatment, data = df, subset = covariate == "subgroup")
```

## *Threats to inference*

### Attrition

We will examine whether there is differential attrition between the placebo and treatment groups, as well as between the forced choice and free choice groups. We will conclude that there is significant attrition if the difference in the rate of attrition between the groups is statistically significant ( $p < 0.05$ ). If there is significant differential attrition, we will present reweighted results and trimming bound results in the paper’s appendix, as appropriate, following the procedures outlined in [Gerber and Green \(2012\)](#).

## Attention checks

In light of recent evidence of decreased attention in online samples (Peyton, Huber and Coppock 2020), respondents will be screened according to pre-treatment attention checks and dropped from the sample of analysis if they fail the attention check. Our attention checks will take the following form:

1. “For our research, careful attention to survey questions is critical! To show that you are paying attention, please select ‘I have a question’.”
2. “People have different tastes in movies. For this question, however, we are not interested in your taste but want to test whether survey takers are reading questions carefully. Below, please select the options “Romance” and “Science Fiction.””

## *Potential Early Survey Stop*

One concern with online samples and our survey partner is the possibility that as the fielding of the survey progresses, the quality of responses may decrease. While fielding the survey, we will monitor the rate at which surveys are completed and the length of survey completion. If we observe a significant slow-down in the rate at which survey takers are completing the survey, we will halt the survey. If we observe a significant decrease in the amount of time it is taking survey takers to complete the survey below a 10 minute baseline, we will halt the survey. At this point we will not analyze the outcome data, but if based on indications like the number of speeders we assess that the survey is no longer receiving high-quality responses, we will end the survey.

## *Data collection issues*

We note here a minor technical issue that arose during response collection that affected a number of respondents in the pilot study. Some respondents were assigned to two treatment groups (i.e., they watched two sets of videos) due to internet connection issues and/or refreshing the experiment midway through the study. This affected a total of 9 respondents, who were subsequently removed from the analysis sample. We will also monitor and remove any such respondents for the full study.

## Power analysis

The power analysis below depicts the intent to treat effect of the three treatment groups (Placebo, State Media, and Influencers), separately for the forced and free choice groups. The analysis indicates that due to expectations of larger treatment effects sizes in the forced group, a larger sample should be expended on the free choice group. The power analyses below assume the distributions of potential outcomes / treatment effect sizes among respondent as found in the pilot study and were run using 10,000 simulations.

### Forced choice

The power analysis for the forced choice group indicates sufficient power (defined here as the conventional 80% power) with a sample size of roughly 500 respondents. This is not surprising as significant results were uncovered from the pilot alone in the forced choice group. The distributions of p values across 500 simulations can be found in the figure below.

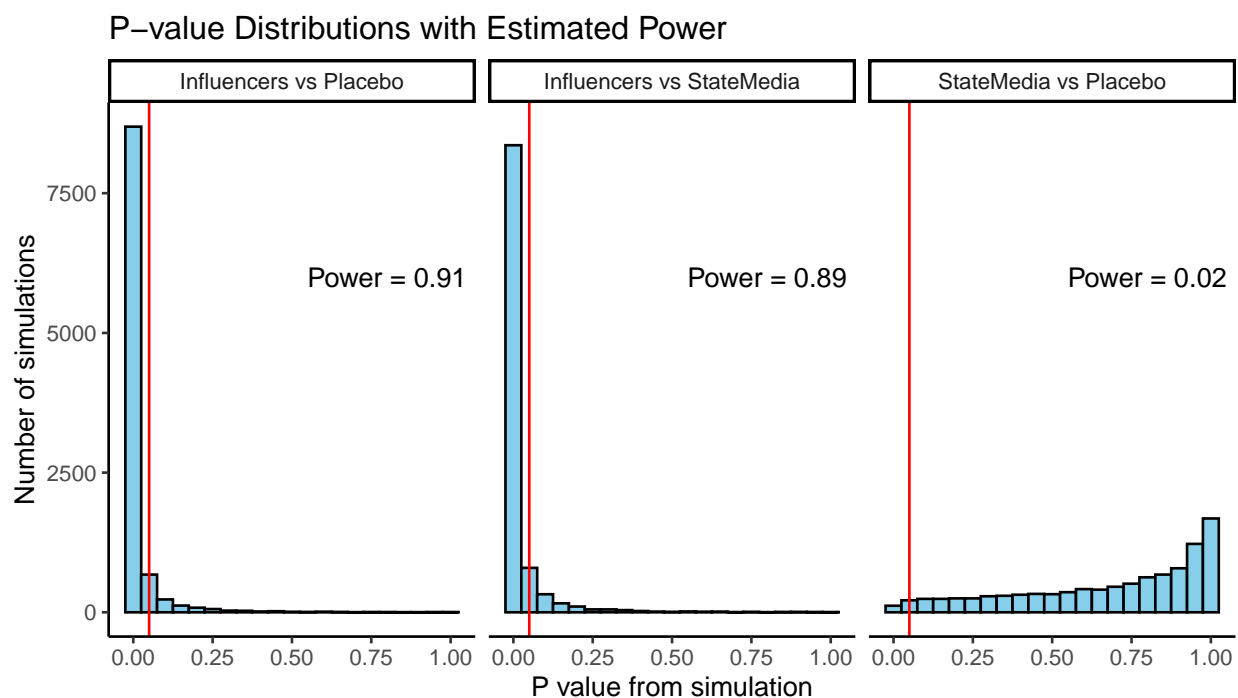
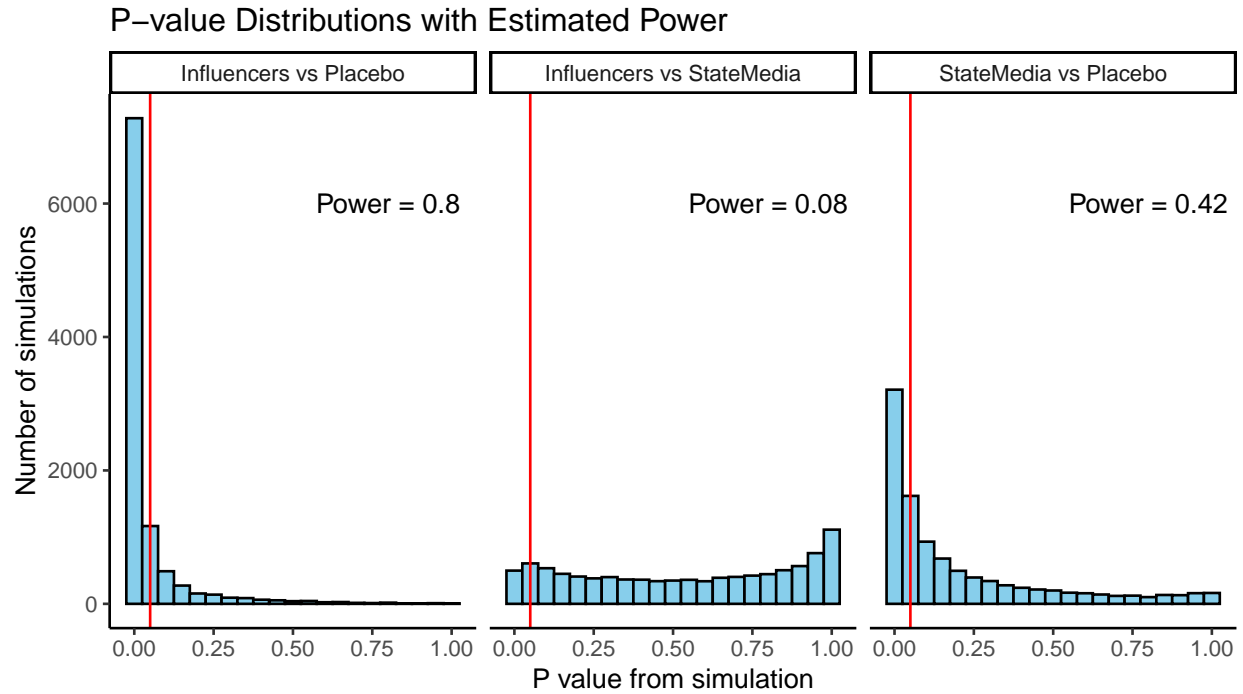


Figure A16: Distribution of p values in forced arm (N = 500 respondents)

### Free choice

However, for the free choice group, due to high expected levels of noncompliance and a correspondingly lower ITT, the required sample size to reach 80% power is significantly larger. Using the distribution of potential outcomes from the pilot, we do not reach 80% power in each of the treatment arms until there is a sample size of 6000 respondents in the free choice group.

The distributions of p values across 500 simulations can be found in the figures below.



**Figure A17: Distribution of p values in free choice arm (N = 6000 respondents)**

These simulations do not cover additional sample size that would likely be necessary to detect differences between the different types of videos or heterogeneous effects by age, education, or pre-existing affinity for China. To ensure sufficient power to detect these effects, additional respondents would be necessary.