



XCR-Bench: A Multi-Task Benchmark for Evaluating Cultural Reasoning in LLMs

Mohsinul Kabir^{1,2}, Tasnim Ahmed³, Md Mezbaur Rahman⁴,
Shaoxiong Ji^{5,6}, Hassan Alhuzali⁷, Sophia Ananiadou^{1,2}

¹Department of Computer Science, National Centre for Text Mining,
The University of Manchester ²ELLIS Manchester

³School of Computing, Queen’s University, Ontario, Canada

⁴Computer Science, University of Illinois Chicago

⁵ELLIS Institute Finland ⁶University of Turku

⁷Department of Computer Science and Artificial Intelligence,
Umm Al-Qura University, Makkah, Saudi Arabia

Correspondence: {mdmohsinul.kabir, sophia.ananiadou}@manchester.ac.uk

Abstract

Cross-cultural competence in large language models (LLMs) requires the ability to identify Culture-Specific Items (CSIs) and to adapt them appropriately across cultural contexts. Progress in evaluating this capability has been constrained by the scarcity of high-quality CSI-annotated corpora with parallel cross-cultural sentence pairs. To address this limitation, we introduce XCR-Bench, a Cross(X)-Cultural Reasoning Benchmark consisting of 4.9k parallel sentences and 1,098 unique CSIs, spanning three distinct reasoning tasks with corresponding evaluation metrics. Our corpus integrates Newmark’s CSI framework with Hall’s Triad of Culture, enabling systematic analysis of cultural reasoning beyond surface-level artifacts and into semi-visible and invisible cultural elements such as social norms, beliefs, and values. Our findings show that state-of-the-art LLMs exhibit consistent weaknesses in identifying and adapting CSIs related to *social etiquette* and *cultural reference*. Additionally, we find evidence that LLMs encode regional and ethno-religious biases even within a single linguistic setting during cultural adaptation. We release our corpus and code to facilitate future research on cross-cultural NLP.¹

1 Introduction

Large Language Models (LLMs) have been widely documented to exhibit a pronounced *Anglo-American*, or *Western* cultural bias in their outputs, predominantly reflecting values and perspectives associated with the US and UK (Johnson et al., 2022; Dunn et al., 2024; Atari et al., 2023). This

bias is often attributed to the West-centric composition of both their training data and the annotators involved in their development, making it a predictable artifact of their training process (Kabir et al., 2025c; Navigli et al., 2023). However, recent work has challenged a common implicit assumption in this line of research: the presence of cultural bias does not necessarily imply strong performance or competence within the corresponding cultural context (Saha et al., 2025). This observation raises a more fundamental question: how should “culture” be meaningfully measured in LLMs?

Moving beyond performance within predominantly Western cultural settings, a more challenging and practically consequential problem is evaluating the cross-cultural competence of LLMs. Evaluating cross-cultural competence requires navigating differences in *common ground* and *aboutness* that go beyond surface-level linguistic or stylistic variation (Hershcovich et al., 2022). Existing studies largely adopt intrinsic evaluation, focusing on isolated assessments of cultural knowledge, while extrinsic evaluation better captures how cultural competence manifests in realistic user-centric interactions (Bhatt and Diaz, 2024). A foundational concept in this area is the Culture-Specific Items (CSIs), introduced by Newmark (1988), which encompass cultural factors ranging from material artefacts (e.g., food, clothing) to social and ideological constructs (e.g., institutions, values) and are crucial for cross-cultural communication. Building on this notion, subsequent work models culture as measurable facets and evaluates LLMs by probing these facets as proxies for cultural awareness (Adilazuarda et al., 2024; Rao

¹Code & Corpus: github.com/mohsinulkabir14/xcr_bench

et al., 2024). However, existing evaluations of cross-cultural awareness largely rely on machine translation-based settings (Yao et al., 2024) or isolated cultural substitutions such as dialog or recipe (Singh et al., 2024; Cao et al., 2024), primarily due to the high cost of constructing realistic cross-culture CSI pairs. A meaningful evaluation of cross-cultural competence in LLMs requires assessing their ability to reason about and adapt CSIs across diverse realistic cultural contexts - a setting that remains largely underexplored (Guo et al., 2025).

Another line of work draws on Hall’s Iceberg (Triad) Model of Culture (Hall, 1976), which distinguishes between *Visible* (technical), *Semi-visible* (formal), and *Invisible* (informal) cultural levels. While the visible level captures observable behaviors, the semi-visible and invisible levels correspond to the underlying norms, values, and beliefs that structure habits and behavior in culture. Despite their conceptual relevance, a clear theoretical and empirical link between Newmark’s notion of Culture-Specific Items (CSIs) and Hall’s cultural levels remains absent. Specifically, there is no established typology or annotated resource that situates CSIs within Hall’s triadic framework. As a result, existing evaluations cannot assess whether LLMs are capable of detecting and adapting CSIs across different cultural depths, nor whether models move beyond surface-level cultural cues to engage with underlying values and beliefs.

In this study, we argue that cultural competence in LLMs extends beyond translation to the ability to recognize, interpret, and adapt Culture-Specific Items (CSIs) across cultures. We present a dataset of Western (US/UK) culture-specific items (CSIs) in realistic scenarios. It includes detailed annotations such as CSI categories, CSI-Hall mappings, and Hall’s cultural levels, with a focus on the semi-visible and invisible layers of Hall’s triad. Based on these annotations, we define two tasks, *CSI Identification* and *CSI Prediction*, to assess LLMs’ reasoning of Western cultural knowledge. We further construct culturally adaptable CSI pairs for Chinese, Arabic, and Bengali, with Bengali additionally divided into West Bengal (India) and Bangladeshi variants to capture regional variation. This enables a third task, *CSI Adaptation*, focused explicitly on cross-cultural reasoning. We propose task-specific evaluation metrics and release this resource as the Cross(X)-Cultural Reasoning **Benchmark** (XCR-Bench). All three

tasks operationalize cultural reasoning, as they require models to follow a cognitive process to interpret cultural cues, evaluate contextual appropriateness, and justify culturally grounded decisions rather than performing surface-level pattern matching (Huang and Chang, 2023).

Using XCR-Bench, we conduct a systematic evaluation of state-of-the-art LLMs. While models demonstrate relatively strong performance in predicting Western cultural facets, they exhibit substantially weaker performance in identifying CSIs and adapting them across cultural contexts. Moreover, our results reveal pronounced regional bias within a single language, with models showing uneven adaptation performance across Bengali cultural variants. Together, these findings highlight persistent limitations in LLMs’ cross-cultural reasoning abilities.

In summary, our contributions are as follows:

- We connect Newmark’s concept of Culture-Specific Items (CSIs) with Hall’s Triad of culture by creating and publicly releasing a realistic, culturally diverse corpus. This corpus features Western-source CSIs that are manually annotated with adaptable cross-cultural CSI pairs for four target cultures; these are mapped to Newmark’s CSI categories and Hall’s cultural levels, focusing especially on the *Semi-visible* and *Invisible* layers.
- We formulate cultural competence in LLMs as a cross-cultural reasoning problem and evaluate it through three unique evaluation tasks with tailored metrics in both intra-lingual and inter-lingual settings, going beyond conventional machine translation-based evaluation.
- We provide a thorough empirical analysis of LLMs’ cultural proficiency and bias, investigating their capabilities in causal reasoning, adaptability, and generalizing culture-specific content across diverse contexts.

2 XCR-Bench Corpus

Due to the nuanced nature of CSIs, we incorporate human annotation and validation throughout XCR-Bench construction. The process comprises two phases: (1) building the base corpus with Western CSIs annotated by CSI categories and Hall’s cultural levels; and (2) annotating adaptable CSI pairs for four target cultures (Chinese, Arabic, Bengali from West Bengal and Bangladesh) to form a par-

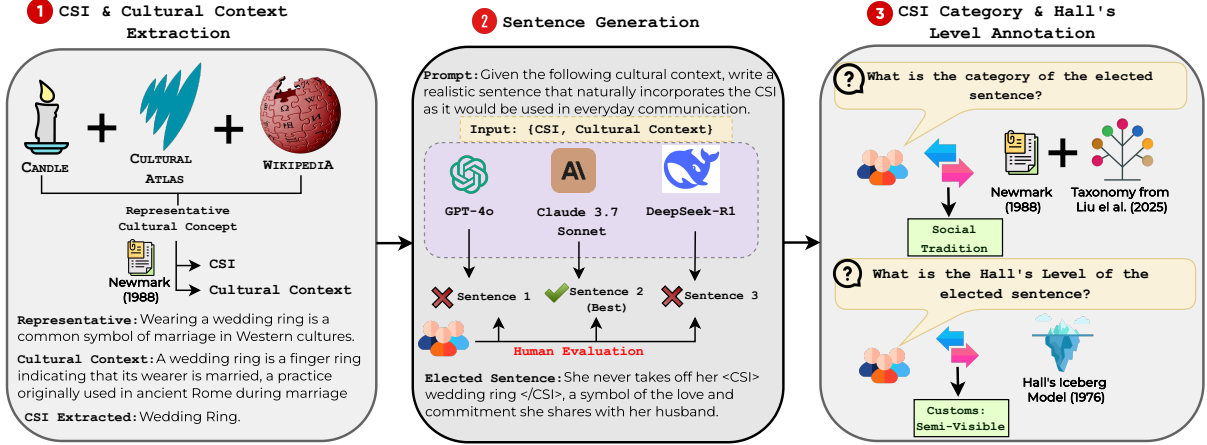


Figure 1: XCR-Bench corpus creation and annotation pipeline. (1) Culture-specific items (CSIs) and their contexts are extracted from well-known cultural databases. (2) Sentences are generated using LLMs and filtered for accuracy and fluency. (3) Each sentence is annotated with a CSI category and mapped to Hall’s cultural levels.

allel corpus.

2.1 Construction of Base XCR-Bench Corpus

Figure 1 provides an overview of the base XCR-Bench construction pipeline. It includes: (1) CSI and cultural context Extraction, (2) sentence generation with the extracted CSI, and (3) annotating the CSI to produce the category and Hall’s level.

CSI & Cultural Context Extraction

The first step in corpus construction involves identifying and extracting Culture-Specific Items (CSIs) representative of US and UK cultures. To this end, we leverage two structured cultural knowledge resources: CANDLE² and Cultural Atlas³. CANDLE provides high-quality cultural common-sense knowledge (CCSK), comprising 1.1M assertions organized into 60K coherent clusters, while Cultural Atlas offers curated descriptions of multicultural norms derived from extensive global community interviews and rigorous validation (Rao et al., 2024). Both resources present cultural knowledge in factual form (e.g., CANDLE states a Representative cultural concept as “In the USA, people wear their wedding rings on the ring finger of their left hand”), with Cultural Atlas further organizing information into thematic sections such as Core Concepts, Communication, and Business Culture. We crawl cultural facts from these platforms, primarily focusing on the US and UK, supplemented by a select few highly relevant examples from Europe. We then manually extract

CSIs by mapping these statements to the CSI categories proposed by Newmark (1988) (described in Appendix B.1). For each extracted CSI, we then retrieve a high-level cultural definition from Wikipedia to contextualize its usage. This process yields a set of CSIs paired with their corresponding cultural contexts.

Sentence Generation incorporating CSIs

In the second step, we generate realistic sentences reflecting everyday communication by prompting GPT-4o, Claude-3.7-Sonnet, and DeepSeek-R1 with each CSI and its corresponding cultural context, as illustrated in Step 2 of Figure 1. Each model produces a candidate sentence, resulting in three alternatives per CSI. Two human annotators then evaluate these candidates based on three criteria: *accuracy*, *fluency*, and *realism*, and select the highest-scoring one. We explicitly emphasize *realism* in our prompt and selection, as real-world cross-cultural contexts are inherently complex and essential for assessing cross-cultural competence (Raubal et al., 2024). This process yields a set of culturally grounded, naturalistic sentences aligned with the original CSI-context pairs. For experimental convenience, the selected sentence is annotated by enclosing the CSI within `<CSI>` and `</CSI>` tags.

CSI Category and Hall’s Level Annotation

Finally, we categorize each CSI based on its cultural context and the generated sentence from Steps 1 and 2, rather than at extraction time, as a CSI’s category under Newmark’s taxonomy can shift with contextual usage. For instance, *jeans*

²<https://commonsense.scads.ai/candle/>

³<https://culturalatlas.sbs.com.au/>

falls under Material Culture (Category 2) in “He wore a pair of <CSI>jeans</CSI> with a white T-shirt”, but under Social Culture (Category 3) in “Wearing <CSI>jeans</CSI> to the office on Friday felt appropriate because of the company’s casual dress norm,” where it reflects workplace norms rather than mere attire. Although we use Newmark’s CSI categories as a foundational framework, their broad scope often merges diverse cultural elements. To address this, we incorporate the cultural taxonomy from Liu et al. (2025), mapping its *ideational* and *social* dimensions to Newmark’s Categories 3 (Social Culture) and 4 (Organizations, Customs, and Ideas), respectively. Annotations at this stage achieve a Cohen’s kappa of 0.68, indicating substantial agreement between the two annotators.

We further annotate each CSI with its corresponding Hall cultural level, independently of Newmark’s categorization: for instance, food-related CSIs may encode formal or informal cultural meanings without functioning as material artefacts (e.g., Social Tradition: “Let’s grab a <CSI>coffee</CSI> and catch up sometime!”). This context-sensitive treatment aligns with Skopos Theory (Schäffner, 1997), which argues that the function of an element in the target communicative situation, rather than its surface form, determines its cultural role. Accordingly, we assign each CSI one of Hall’s three levels of cultural visibility (e.g. Visible, Semi-visible, Invisible). The mapping of cultural elements with Hall’s Triad is provided in Table 8. Annotation of Hall’s cultural elements yields a Cohen’s kappa of 0.64 between the two annotators.

2.2 Construction of the Parallel Corpus

Each instance in our dataset is annotated with culturally adapted counterparts in four target cultures: Chinese, Arabic, and Bengali (two variants). The objective is to construct culturally equivalent instances of the Western CSIs from the base XCR-Bench corpus. Because cultural equivalence is inherently subjective and cannot be treated as a categorical labeling problem, we adopt an adjudicated annotation protocol (Klie et al., 2024). For example, the CSI *long drive* in the sentence “The family is planning a <CSI>long drive</CSI> to relax after a hectic week” may be adapted in Bengali as *rickshaw rides and street food*, or retained as *long drive*, reflecting contemporary urban practices. Both adaptations are culturally valid. Rather

than treating such variation as disagreement, we interpret it as cultural pluralism (Berry, 1974). Consequently, conventional agreement-based metrics (e.g., IAA) are not appropriate for this setting.

Two native annotators per target culture independently produce adaptations following detailed guidelines, with disagreements resolved through discussion and expert moderation. An expert annotator with cultural and anthropological expertise oversees the process and provides final adjudication. Full details of the annotation procedure and annotator qualifications are provided in Section D.

We follow Newmark’s framework for cultural equivalence (Newmark, 1988) and instruct annotators to identify one of four equivalence types when adapting CSIs to their native culture: (1) a direct equivalent, where available; (2) a functionally similar equivalent; (3) a neutral expression when no cultural equivalent exists; or (4) a *Non-transferable* label when the CSI is culturally inappropriate or conflicts with local norms (e.g., “They met through a <CSI>dating app</CSI>”, which may be non-transferable in certain Arab cultural contexts). In addition to detailed annotation guidelines (demonstrated in Appendix D.1), annotators are provided with relevant cultural information on rituals and traditions extracted from CANDLE and Cultural Atlas. Annotators are further encouraged to modify the sentence structure as necessary to ensure that both intra- and inter-lingual adaptations remain coherent and culturally appropriate in the target context.

2.3 Dataset Analysis

The XCR-Bench corpus comprises 4,136 parallel sentences spanning 4 distinct cultures and 2 regional variants. It contains 1,098 unique Culture-Specific Items (CSIs), distributed across 7 CSI categories. Table 6 situates XCR-Bench in relation to existing datasets for culture-aware benchmarking. Most prior datasets in this area primarily provide translation pairs, with CAMT (Yao et al., 2024) being the closest in scope, as it includes cross-cultural CSI pairs for a subset of its data. In contrast, XCR-Bench supports both reasoning-oriented and culturally aware adaptation evaluations by offering paired *intra-lingual* and *inter-lingual* annotations. Notably, XCR-Bench is the first dataset to provide extensive annotations aligned with Hall’s triadic model of culture, with explicit emphasis on the *Semi-visible* and *Invisible* layers that encode beliefs, values, and social

norms. Combined with our three task formulations, this design enables the evaluation of cultural reasoning as a cognitive process involving evidence-based judgment over culturally situated knowledge, rather than translation-focused competence alone. Detailed properties of our dataset are provided in Appendix E.

3 Cross-Cultural Reasoning Evaluation

3.1 CSI Identification

For the CSI Identification task, we remove the <CSI> tags from the base XCR-Bench sentences and prompt LLMs to identify the term(s) that are specific to Western (specifically US/UK) culture and salient for cross-cultural communication. To ensure a consistent interpretation of the task, we provide the definition of Culture-Specific Items (CSIs as defined by Newmark (1988)) within the prompt during inference.

3.2 CSI Prediction

For the CSI Prediction task, we replace the CSI spans in the base XCR-Bench sentences with a [MASK] token enclosed within <CSI> tags, and prompt models to predict culturally appropriate terms that reflect Western (US/UK) cultural usage. As in the *CSI Identification* task, we include a brief definition of CSIs in the prompt to ensure a consistent interpretation of the task.

3.3 CSI Adaptation

In the CSI Adaptation task, we present LLMs with the base XCR-Bench sentences containing explicitly marked <CSI> spans and prompt them to adapt these CSIs to Arabic, Bengali, or Chinese cultural contexts. For each instance, models are required to produce both *intra-lingual* (English) and *inter-lingual* (target-language) adaptations. In addition, we ask models to explicitly indicate which of Newmark’s twelve cultural adaptation strategies (e.g., *transference*, *equivalence*, etc. full details in Appendix C.1) they employ when adapting each CSI.

Together, these three tasks operationalize different levels of cultural reasoning in LLMs, ranging from interpretive identification and contextual inference to cross-cultural abstraction and decision-making. Our prompts used for each task are presented in Appendix H.

3.4 Evaluation Metrics

We evaluate model performance on the two tasks: CSI Identification and Prediction, using a combination of strict (“hard”) and lenient (“soft”) metrics designed to capture different aspects of correctness. The hard metrics penalize any deviation from the ground truth, while the soft metrics provide graded credit for semantically or superficially similar outputs, which is crucial for culturally nuanced tasks. In Cultural Adaptation task, direct string matching is insufficient, as valid adaptations may use contextually congruent alternatives rather than literal match. We therefore evaluate at two complementary levels using BERTScore: CSI_{bert} assesses the semantic quality of individual adapted terms (within <CSI> tags), while SENT_{bert} measures overall meaning preservation of the entire adapted sentence. A summary of all metrics is provided in Table 1 with detailed definitions and computation provided in Appendix F.

3.5 Models and Prompting Technique

We evaluate a diverse set of recent multilingual LLMs, including both proprietary and open-source models: GPT-4o, Qwen-2.5-Max, Gemini-2.0-Flash, Claude-3.7-Sonnet, DeepSeek-R1 (671B), LLaMA-3.3 (70B), OLMo-2-32B, and DeepSeek-R1-Distill-Qwen-32B. All models are evaluated across the full suite of tasks. For prompting, we adopt part of the Expert Prompting strategy proposed by Xu et al. (2023), which has been shown to elicit higher-quality responses than vanilla prompting.

4 Results & Analysis

The CSI Identification and Prediction tasks are both designed to assess LLMs’ reasoning over Western cultural knowledge and their ability to distinguish culture-specific elements. We therefore analyze and compare the results of these two tasks together.

4.1 CSI Identification & Prediction

LLMs perform substantially better on CSI Prediction than on CSI Identification. Table 2 reports results for both tasks under hard and soft evaluation metrics. Overall, most models achieve relatively strong performance on the CSI Prediction task, while exhibiting notably weaker performance on CSI Identification. We hypothesize that this disparity arises because CSI Prediction closely

Task	Metric	Description	Formula/Details
CSI Identification	Hard Identification of CSI (HI-CSI)	Strict matching using exact string equality.	$\text{sim}_{\text{exact}}(g, m) = \mathbb{I}[g = m]$, where g and m denote gold and model-predicted CSI spans.
	Soft Identification of CSI (SI-CSI)	Accounts for minor variations via normalized Levenshtein similarity, with optimal alignment using the Hungarian algorithm.	$s(g, m) = 1 - \frac{d_{\text{lev}}(g, m)}{\max(g , m)}$; sentence-level soft F1 based on alignment.
CSI Prediction	Hard Prediction of CSI (HP-CSI)	Case-insensitive exact match between gold and predicted spans. Span refers to text inside the enclosed <CSI> and </CSI> tags.	$\text{sim}_{\text{exact}}(g, p) = \mathbb{I}[\text{lower}(g) = \text{lower}(p)]$, where g and p denote gold and predicted spans.
	Soft Prediction of CSI (SP-CSI)	Cosine similarity between Sentence-BERT embeddings for paraphrases/synonyms.	$\text{sim}_{\text{sem}}(g, p) = \cos(\mathbf{e}(g), \mathbf{e}(p))$, using all-mpnet-base-v2 (Song et al., 2020).
CSI Adaptation	CSI-Level Semantic Similarity (CSI _{bert})	CSI-level BERTScore F1 for aligned CSI spans.	$\text{CSI}_{\text{bert}} = \frac{1}{n} \sum_{i=1}^n \text{F1}_{\text{bert}}(g_i, o_i)$, where $\mathcal{G} = \{g_i\}$ and $\mathcal{O} = \{o_i\}$ are gold and predicted CSI spans extracted from <CSI> tags, respectively.
	Sentence-Level Semantic Similarity (SENT _{bert})	Assesses sentence-level meaning preservation using BERTScore F1.	$\text{SENT}_{\text{bert}} = \text{F1}_{\text{bert}}(s^{\text{out}}, s^{\text{gt}})$, where s^{out} and s^{gt} are model-generated and ground-truth sentences.

Table 1: Evaluation metrics for the three cross-cultural reasoning tasks: CSI Identification, Prediction, and Adaptation. Hard metrics enforce strict correctness, while soft metrics provide graded credit for semantically or superficially similar outputs.

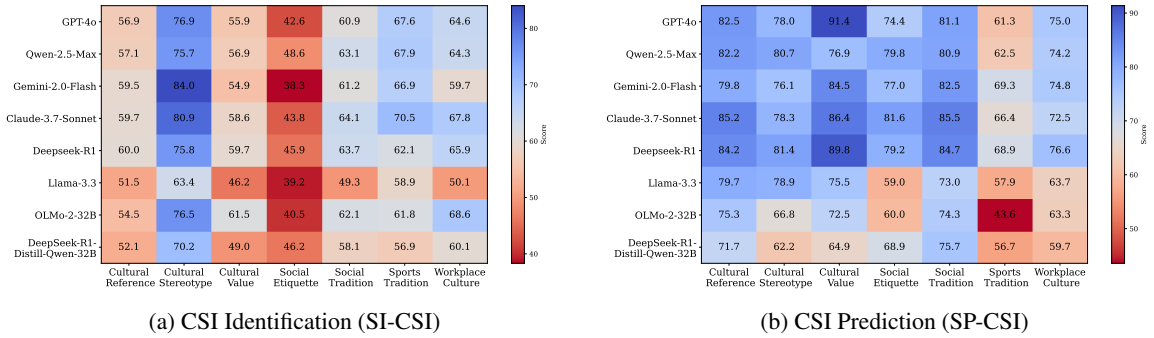


Figure 2: Performance of LLMs across CSI categories for CSI Identification and Prediction tasks. For clarity, only soft evaluation metrics are visualized. The results reveal consistent difficulties in CSI Identification across CSI categories.

resembles a mask-filling task. Since LLMs are trained in an autoregressive manner and have likely encountered many Western CSIs during training, they can often infer plausible candidates for the masked span. In contrast, CSI Identification requires explicit reasoning about which elements in a sentence are culturally specific and salient for cross-cultural communication, a substantially more demanding capability on which all models struggle. To test this hypothesis, we run an ablation on CSI Identification using the non-reasoning counterpart of DeepSeek-R1. Specifically, we evaluate DeepSeek-V3.2 in its *non-thinking* mode on the CSI Identification task. It attains only 52.29% under the hard metric and 59.94% under the soft metric- both markedly below the reasoning-enabled DeepSeek-R1. This controlled compari-

son further supports our claim that CSI Identification requires explicit cultural reasoning and judgment.

Model	CSI Identification		CSI Prediction	
	HI-CSI	SI-CSI	HP-CSI	SP-CSI
GPT-4o	50.94	57.74	43.70	78.47
Qwen-2.5-Max	<u>54.99</u>	59.75	43.70	79.30
Gemini-2.0-Flash	48.73	57.15	42.94	78.96
Claude-3.7-Sonnet	47.95	60.47	<u>46.76</u>	81.76
Deepseek-R1	59.05	<u>60.01</u>	47.33	<u>81.68</u>
Llama-3.3	52.62	48.76	34.54	69.90
OLMo-2-32B	44.91	57.71	31.87	68.30
DeepSeek-R1-Distill-Qwen-32B	51.34	55.14	29.96	69.49

Table 2: CSI Identification and Prediction performance across models. Highest and second-highest scores are bolded and underlined, respectively. Values are percentages; higher is better.

Among the evaluated models, **Claude-3.7-**

Model	Arabic				Chinese				Bengali (West Bengal)				Bengali (Bangladesh)			
	Intra-lingual		Inter-lingual		Intra-lingual		Inter-lingual		Intra-lingual		Inter-lingual		Intra-lingual		Inter-lingual	
	SENT _{bert}	CSI _{bert}	SENT _{bert}	CSI _{bert}	SENT _{bert}	CSI _{bert}	SENT _{bert}	CSI _{bert}	SENT _{bert}	CSI _{bert}	SENT _{bert}	CSI _{bert}	SENT _{bert}	CSI _{bert}	SENT _{bert}	CSI _{bert}
Deepseek R1	69.02	28.75	<u>81.09</u>	65.86	72.46	<u>33.93</u>	83.47	71.34	84.40	37.23	74.40	48.44	83.54	35.40	74.13	47.41
Gemini-2.0-Flash	68.91	27.78	80.78	<u>67.09</u>	70.65	32.74	83.08	70.33	76.84	26.44	70.30	44.20	76.33	25.94	70.14	43.13
GPT-4o	72.76	35.21	81.08	67.94	74.66	38.85	<u>83.81</u>	<u>72.42</u>	81.69	35.46	70.49	45.06	80.56	32.42	70.16	44.14
Llama-3.3	68.95	28.93	80.90	66.25	72.74	34.60	83.59	72.10	<u>84.32</u>	<u>37.07</u>	<u>74.40</u>	<u>48.27</u>	<u>83.52</u>	<u>35.17</u>	<u>74.12</u>	<u>47.19</u>
Qwen-2.5-Max	70.54	33.21	80.51	67.66	67.44	34.67	83.75	72.74	64.68	25.42	70.60	46.59	64.02	23.26	70.42	44.54
OLMo-2-32B	69.01	28.96	81.09	66.26	72.71	34.85	83.56	72.03	76.11	23.61	70.80	43.32	75.27	21.93	70.61	42.02
Claude-3.7-Sonnet	<u>72.65</u>	<u>33.47</u>	81.64	68.69	73.88	36.88	83.91	72.07	82.49	34.10	73.01	46.01	80.92	30.67	72.24	42.86
D-R1-D-Qwen-32B	68.85	23.96	75.96	59.49	<u>74.15</u>	34.48	83.42	69.73	78.16	28.25	62.27	36.54	77.10	26.13	62.14	35.46
Average	70.08	30.03	80.38	66.16	72.34	35.12	83.58	71.59	78.59	30.95	70.78	44.80	77.66	28.87	70.50	43.34

Table 3: CSI adaptation performance (%) across models measured using CSI_{bert} and SENT_{bert} metrics. The CSI_{bert} metric is emphasized, as CSI adaptation typically involves localized substitutions that leave the overall sentence structure largely unchanged, resulting in uniformly higher SENT_{bert} scores. Best results per column are shown in bold, and second-best results are underlined.

Sonnet and **DeepSeek-R1** consistently outperform others across both hard and soft metrics in Table 2, indicating comparatively stronger cultural reasoning abilities in identifying and predicting Western CSIs.

All models show consistent performance across CSI categories, excelling in some but struggling in others, revealing systematic vulnerabilities in specific cultural facets. Figure 2 illustrates these category-wise trends across LLMs. In the CSI Identification task (Figure 2a), models consistently struggle with categories such as *Social Etiquette* and *Cultural Reference*, while achieving strong performance in *Cultural Stereotype*. In contrast, the CSI Prediction task (Figure 2b) reveals a reciprocal pattern: LLMs perform notably well when predicting CSIs from *Cultural Reference*, but show weaker performance in categories such as *Sports Tradition*. These results suggest that LLMs’ cultural reasoning abilities are highly category-dependent, with strengths in certain cultural dimensions not generalizing to others.

LLM performance systematically declines from Visible to Invisible levels of Hall’s cultural triad for both CSI Identification and Prediction, exhibited in Figures 5 and 6. To further analyze this behavior, Table 9 reports per-category performance across Hall’s cultural levels. The results show that LLMs exhibit substantially lower performance on semi-visible and invisible elements, including *Appropriacy* and *Orientations*. Together, these results indicate that LLMs are more effective at handling surface-level cultural cues than deeper: value and norm-driven aspects of culture.

4.2 Cultural Adaptation

The CSI Adaptation task evaluates the ability of LLMs to adapt culture-specific content through cross-cultural reasoning in both intra-lingual and inter-lingual settings. Table 3 reports the full results. We place primary emphasis on the hard metric, as CSI adaptation typically involves localized substitutions that preserve the overall sentence structure, leading to consistently high SENT_{bert} scores that are less discriminative in this setting. Overall, LLMs achieve higher adaptation performance for Chinese cultural content, followed by Arabic, while performance is comparatively lower for Bengali across models and CSI categories.

LLMs consistently exhibit stronger CSI adaptation performance in inter-lingual than in intra-lingual settings. Across models, moving from intra-lingual to inter-lingual adaptation yields substantial gains in CSI_{bert} metric, with average improvements of approximately 51%–55% for Chinese and Arabic, and 30%–35% for Bengali. This pattern suggests that while LLMs are relatively effective at adapting Western cultural content when operating directly within the target language, they encounter greater difficulty when adapting non-Western cultural concepts expressed in English. One contributing factor may be the handling of culture-specific transliterations in intra-lingual settings, such as *ganbei* (‘cheers’ in Chinese), *bisht* (a traditional Arabic garment), or *pahela baishakh* (the Bengali New Year). To better understand where these gains arise, we analyze performance differences at the CSI category level. Figures 7 and 8 show that inter-lingual adaptation yields the largest improvements in the *Cultural Stereotype* category and the smallest gains in *Cultural Reference*. This pattern suggests that LLMs more read-

ily adapt stereotypical or conventionalized cultural knowledge in the target language, whereas culturally grounded references tied to specific contexts or entities remain more challenging.

A similar pattern emerges when results are analyzed through Hall’s triadic model of culture (Figures 9 and 10). Across all cultures, inter-lingual adaptation consistently outperforms intra-lingual adaptation, accompanied by a clear performance decline from *Visible* to *Invisible* cultural levels. This decline, however, is less pronounced for the two Bengali cultural settings (Figure 10).

Adaptation Procedure. During CSI adaptation, we explicitly prompt LLMs to indicate which of the twelve adaptation strategies defined in Appendix C.1 is employed. In practice, models frequently select a combination of two strategies (*Couplet*), suggesting that CSI adaptation often requires balancing cultural fidelity and interpretability. Among single strategies, *Cultural Equivalent* (replacing a CSI with a culturally analogous term from the target culture) emerges as the most commonly used approach across models. To assess the effectiveness of individual adaptation strategies, we compute CSI_{bert} scores for each unique method and aggregate performance across instances. This analysis enables identification of the most and least effective adaptation strategies for CSI adaptation, as summarized in Table 10.

Regional Bias in Adaptation. Bengali constitutes a particularly informative case for evaluating regional and religious bias in cultural adaptation. Demographically, Bengali speakers are predominantly Muslim (approximately 71%) with a substantial Hindu minority (approximately 28%), and are distributed across two postcolonial national contexts: Bangladesh (approximately 59% of Bengali speakers) and the Indian state of West Bengal (approximately 38%) (Bangladesh Statistics Bureau, 2022). These two populations differ not only in nationality and religion but also in dialectal usage, commonly referred to as *Bangal* (Bangladesh) and *Ghoti* (West Bengal)-as well as in culturally salient terminology, festivals, food practices, etc.

To assess whether such regional and religious variation influences LLM-based cultural adaptation, we evaluate Bengali CSIs against both West Bengal and Bangladesh cultural corpora and compare adaptation performance across settings. Despite Bangladesh representing the larger population share and Muslim Bengalis constituting a clear majority overall, some models consistently achieve

Model	Intra-lingual (SENT _{BERT} / CSI _{BERT})	Inter-lingual (SENT _{BERT} / CSI _{BERT})
DeepSeek-R1	0.003/0.005	−0.0002/ −0.003
Gemini-2.0-Flash	0.002/0.003	0.001/0.012**
GPT-4o	0.005/0.023*	−0.0002/ −0.001
Llama-3.3	0.003/0.006	−0.0002/ −0.004
OLMo-2-32B	0.003/0.005	−0.0002/0.009
Qwen-2.5-Max	0.001/0.012	0.002/0.030**
Claude-3.7-Sonnet	0.009/0.020*	0.004/0.026*
DeepSeek-R1-Distill-Qwen-32B	0.005/0.005	0.000/0.016

Table 4: Mean regional performance differences in Bengali cultural adaptation (West Bengal — Bangladesh), aggregated across CSI categories. Statistical significance is evaluated using a one-sided Wilcoxon signed-rank test (* $p < 0.05$, ** $p < 0.01$).

higher adaptation performance for the West Bengal setting. As reported in Table 4, all statistically significant mean performance differences favor West Bengal over Bangladesh, indicating stronger model alignment with West Bengal specific cultural knowledge, particularly for models like Claude and Gemini. Qualitative inspection of model outputs further substantiates this pattern. When adapting CSIs related to *social traditions* and *cultural references*, models frequently select West Bengal-associated (and Hindu-associated) terms over their Bangladesh counterparts. For example, পুজা (Puja) is preferred over ঈদ (Eid) when adapting festivals such as *Christmas/Halloween*, and দাদা (brother) is favored over ভাই (brother) for concepts related to kinship. These choices reflect systematic preference for *Ghoti* lexical and cultural markers over *Bangal* alternatives. Notably, this bias emerges even though Bengali Hindus constitute a numerical minority within the broader Bengali-speaking population. Moreover, it arises in a low-resource setting where overall Bengali performance is comparatively weak (Table 3). Together, these findings indicate that LLMs not only exhibit uneven cultural competence across languages, but can also encode pronounced regional and ethnoreligious biases within a single language, favoring culturally dominant or more frequently represented variants in their training data.

5 Conclusion

We introduce XCR-Bench, a human-annotated parallel corpus designed to support the evaluation of cross-cultural reasoning in large language models (LLMs). The benchmark comprises three unique reasoning tasks with corresponding evaluation metrics. By integrating Newmark’s concept of CSIs with Hall’s Iceberg Model of culture, XCR-Bench enables fine-grained analysis not only in

surface artifacts but also for social norms, beliefs, and habitual practices. Our evaluation shows that contemporary LLMs struggle to identify and adapt CSIs in cross-cultural contexts. Furthermore, we observe that cultural adaptation responses often encode regional and ethno-religious biases within a single linguistic setting. Our work provides high-quality data and empirical insights for advancing the study of cross-cultural reasoning and bias analysis in NLP.

Limitations

While our study introduces a novel benchmark for evaluating LLMs’ cross-cultural adaptability, it is subject to several limitations that warrant discussion and provide avenues for future research.

Limited Coverage of Newmark Categories.

Newmark’s framework (Newmark, 1988) outlines five categories of CSIs, as detailed in Appendix B.1. As shown in Table 5, the CSIs in XCR-Bench primarily span categories 2 and 3. This focus stems from our emphasis on the semi-visible and invisible levels of Hall’s Iceberg model of culture, which encompass social values, beliefs, and norms. Consequently, our benchmark does not cover categories 1, 4, and 5 (e.g., ecology, material culture, and gestures), representing a gap that future work could address by expanding the CSI typology.

Limited Coverage of Cultures. Our corpus includes CSI annotations for only four distinct cultures (Western US/UK, Arabic, Bengali, and Chinese). While this selection enables targeted insights, incorporating additional languages and cultures would likely reveal broader patterns in LLMs’ adaptation capabilities. This constraint was influenced by our available resources for collaboration and annotation.

Limited Coverage of Prompting Techniques.

In our experiments, we employed the expert prompting strategy from Xu et al. (2023). Alternative prompting methods could yield varying performance levels, potentially improving results. However, we limited our evaluation to this single technique due to the high API costs associated with proprietary LLMs.

References

Muhammad Farid Adilazuarda, Sagnik Mukherjee, Pradhyumna Lavania, Siddhant Singh, Alham Fikri Aji, Jacki O’Neill, Ashutosh Modi, and Monojit

Choudhury. 2024. Towards measuring and modeling” culture” in llms: A survey. *arXiv preprint arXiv:2403.15412*.

Mohammad Atari, Mona Xue, Peter Park, Damián Blasi, and Joseph Henrich. 2023. Which humans? *PsyArXiv*.

Bangladesh Statistics Bureau. 2022. Preliminary report on population and housing census 2022. Technical report, Bangladesh Statistics Bureau. English Version.

John W Berry. 1974. Psychological aspects of cultural pluralism: Unity and identity reconsidered. *Topics in culture learning*, 2:17–22.

Sjoerd Beugelsdijk and Chris Welzel. 2018. Dimensions and dynamics of national culture: Synthesizing hofstede with ingelehart. *Journal of cross-cultural psychology*, 49(10):1469–1505.

Shaily Bhatt and Fernando Diaz. 2024. Extrinsic evaluation of cultural competence in large language models. *arXiv preprint arXiv:2406.11565*.

Yong Cao, Yova Kementchedjhieva, Ruixiang Cui, Antonia Karamolegkou, Li Zhou, Megan Dare, Lucia Donatelli, and Daniel Hershcovich. 2024. Cultural adaptation of recipes. *Transactions of the Association for Computational Linguistics*, 12:80–99.

Yiming Cui, Wanxiang Che, Ting Liu, Bing Qin, Ziqing Yang, Shijin Wang, and Guoping Hu. 2019. Pre-training with whole word masking for chinese bert. *arXiv preprint arXiv:1906.08101*.

Jonathan Dunn, Benjamin Adams, and Harish Tayyar Madabushi. 2024. Pre-trained language models represent some geographic populations better than others. *arXiv preprint arXiv:2403.11025*.

Esin Durmus, Karina Nguyen, Thomas I Liao, Nicholas Schiefer, Amanda Askell, Anton Bakhtin, Carol Chen, Zac Hatfield-Dodds, Danny Hernandez, Nicholas Joseph, and 1 others. 2023. Towards measuring the representation of subjective global opinions in language models. *arXiv preprint arXiv:2306.16388*.

Shiwei Guo, Sihang Jiang, Qianxi He, Yanghua Xiao, Jiaqing Liang, Bi Yude, Mingui He, Shimin Tao, and Li Zhang. 2025. Do large language models truly understand cross-cultural differences? *arXiv preprint arXiv:2512.07075*.

Christian Haerpfer, Ronald Inglehart, Alejandro Moreno, Christian Welzel, Kseniya Kizilova, Jaime Diez-Medrano, Marta Lagos, Pippa Norris, Eduard Ponarin, and Bi Puranen. 2020. World values survey wave 7 (2017-2020) cross-national data-set. (*No Title*).

Edward T Hall. 1976. Beyond culture. *Garden City*.

- Daniel Hershcovich, Stella Frank, Heather Lent, Miryam De Lhoneux, Mostafa Abdou, Stephanie Brandl, Emanuele Bugliarello, Laura Cabello Piqueras, Ilias Chalkidis, Ruixiang Cui, and 1 others. 2022. Challenges and strategies in cross-cultural nlp. *arXiv preprint arXiv:2203.10020*.
- Geert Hofstede, Gert Jan Hofstede, and Michael Minkov. 2010. *Cultures et organisations: Nos programmations mentales*. Pearson Education France.
- Jie Huang and Kevin Chen-Chuan Chang. 2023. Towards reasoning in large language models: A survey. In *Findings of the association for computational linguistics: ACL 2023*, pages 1049–1065.
- Rebecca L Johnson, Giada Pistilli, Natalia Menéndez-González, Leslye Denisse Dias Duran, Enrico Panai, Julija Kalpokiene, and Donald Jay Bertulfo. 2022. The ghost in the machine has an american accent: value conflict in gpt-3. *arXiv preprint arXiv:2203.07785*.
- Mohsinul Kabir, Ajwad Abrar, and Sophia Ananiadou. 2025a. Break the checkbox: Challenging closed-style evaluations of cultural alignment in LLMs. In *Proceedings of the 2025 Conference on Empirical Methods in Natural Language Processing*, pages 24–51, Suzhou, China. Association for Computational Linguistics.
- Mohsinul Kabir, Tasnim Ahmed, Md Mezbaur Rahman, Polydoros Giannouris, and Sophia Ananiadou. 2025b. Semantic label drift in cross-cultural translation. *arXiv preprint arXiv:2510.25967*.
- Mohsinul Kabir, Tasfia Tahsin, and Sophia Ananiadou. 2025c. From n-gram to attention: How model architectures learn and propagate bias in language modeling. *arXiv preprint arXiv:2505.12381*.
- Yova Kementchedjheva, Di Lu, and Joel Tetreault. 2020. The apposcorpus: A new multilingual, multi-domain dataset for factual appositive generation. *arXiv preprint arXiv:2011.03287*.
- Julia Kharchenko, Tanya Roosta, Aman Chadha, and Chirag Shah. 2024. How well do llms represent values across cultures? empirical analysis of llm responses based on hofstede cultural dimensions. *arXiv preprint arXiv:2406.14805*.
- Jun Seong Kim, Kyaw Ye Thu, Javad Ismayilzada, Junyeong Park, Eunsu Kim, Huzama Ahmad, Na Min An, James Thorne, and Alice Oh. 2025. When tom eats kimchi: Evaluating cultural bias of multimodal large language models in cultural mixture contexts. *arXiv preprint arXiv:2503.16826*.
- Jan-Christoph Klie, Richard Eckart de Castilho, and Iryna Gurevych. 2024. Analyzing dataset annotation quality management in the wild. *Computational Linguistics*, 50(3):817–866.
- Shuang Li, Jiangjie Chen, Siyu Yuan, Xinyi Wu, Hao Yang, Shimin Tao, and Yanghua Xiao. 2024. Translate meanings, not just words: Idiomkb’s role in optimizing idiomatic translation with language models. In *Proceedings of the AAAI Conference on Artificial Intelligence*, volume 38, pages 18554–18563.
- Chen Cecilia Liu, Iryna Gurevych, and Anna Korhonen. 2025. Culturally aware and adapted NLP: A taxonomy and a survey of the state of the art. *Transactions of the Association for Computational Linguistics*, 13:652–689.
- Tarek Naous, Michael J Ryan, Alan Ritter, and Wei Xu. 2024. Having beer after prayer? measuring cultural bias in large language models. In *Proceedings of the 62nd Annual Meeting of the Association for Computational Linguistics (Volume 1: Long Papers)*, pages 16366–16393.
- Roberto Navigli, Simone Conia, and Björn Ross. 2023. Biases in large language models: origins, inventory, and discussion. *ACM Journal of Data and Information Quality*, 15(2):1–21.
- Peter Newmark. 1988. *A textbook of translation*, volume 66. Prentice hall New York.
- Denis Peskov, Viktor Hangya, Jordan Boyd-Graber, and Alexander Fraser. 2021. Adapting entities across languages and cultures. In *Findings of the Association for Computational Linguistics: EMNLP 2021*, pages 3725–3750.
- Pouya Pezeshkpour and Estevam Hruschka. 2024. Large language models sensitivity to the order of options in multiple-choice questions. In *Findings of the Association for Computational Linguistics: NAACL 2024*, pages 2006–2017.
- Abhinav Rao, Akhila Yerukola, Vishwa Shah, Katharina Reinecke, and Maarten Sap. 2024. Normad: A framework for measuring the cultural adaptability of large language models. *arXiv preprint arXiv:2404.12464*.
- Abhinav Sukumar Rao, Akhila Yerukola, Vishwa Shah, Katharina Reinecke, and Maarten Sap. 2025. Normad: A framework for measuring the cultural adaptability of large language models. In *Proceedings of the 2025 Conference of the Nations of the Americas Chapter of the Association for Computational Linguistics: Human Language Technologies (Volume 1: Long Papers)*, pages 2373–2403.
- Paulius Rauba, Nabeel Seedat, Max Ruiz Luyten, and Mihaela van der Schaar. 2024. Context-aware testing: A new paradigm for model testing with large language models. *Advances in Neural Information Processing Systems*, 37:112505–112553.
- Paul Röttger, Valentin Hofmann, Valentina Pyatkin, Musashi Hinck, Hannah Kirk, Hinrich Schütze, and

- Dirk Hovy. 2024. Political compass or spinning arrow? towards more meaningful evaluations for values and opinions in large language models. In *Proceedings of the 62nd Annual Meeting of the Association for Computational Linguistics (Volume 1: Long Papers)*, pages 15295–15311.
- Ali Safaya, Moutasem Abdullatif, and Deniz Yuret. 2020. [KUISAIL at SemEval-2020 task 12: BERT-CNN for offensive speech identification in social media](#). In *Proceedings of the Fourteenth Workshop on Semantic Evaluation*, pages 2054–2059, Barcelona (online). International Committee for Computational Linguistics.
- Sougata Saha, Saurabh Kumar Pandey, Harshit Gupta, and Monojit Choudhury. 2025. Reading between the lines: Can llms identify cross-cultural communication gaps? *arXiv preprint arXiv:2502.09636*.
- Sagor Sarker. 2020. [Banglabert: Bengali mask language model for bengali language understanding](#).
- Christina Schäffner. 1997. *Skopos theory*, pages 235–238. Routledge.
- Pushpdeep Singh, Mayur Patidar, and Lovekesh Vig. 2024. Translating across cultures: Llms for intralingual cultural adaptation. *arXiv preprint arXiv:2406.14504*.
- Kaitao Song, Xu Tan, Tao Qin, Jianfeng Lu, and Tie-Yan Liu. 2020. MpNet: Masked and permuted pre-training for language understanding. *Advances in neural information processing systems*, 33:16857–16867.
- Yuchen Song, Andong Chen, Wenxin Zhu, Kehai Chen, Xuefeng Bai, Muyun Yang, and Tiejun Zhao. 2025. Culture in a frame: C ^3 b as a comic-based benchmark for multimodal culturally awareness. *arXiv preprint arXiv:2510.00041*.
- Bill Thompson, Seán G Roberts, and Gary Lupyan. 2020. Cultural influences on word meanings revealed through large-scale semantic alignment. *Nature Human Behaviour*, 4(10):1029–1038.
- Yuhang Wang, Yanxu Zhu, Chao Kong, Shuyu Wei, Xiaoyuan Yi, Xing Xie, and Jitao Sang. 2024. Cdeval: A benchmark for measuring the cultural dimensions of large language models. In *Proceedings of the 2nd Workshop on Cross-Cultural Considerations in NLP*, pages 1–16.
- Jincenzi Wu, Jianxun Lian, Dingdong Wang, and Helen Meng. 2025. Socialcc: Interactive evaluation for cultural competence in language agents. In *Proceedings of the 63rd Annual Meeting of the Association for Computational Linguistics (Volume 1: Long Papers)*, pages 33242–33271.
- Benfeng Xu, An Yang, Junyang Lin, Quan Wang, Chang Zhou, Yongdong Zhang, and Zhendong Mao. 2023. Expertprompting: Instructing large language models to be distinguished experts. *arXiv preprint arXiv:2305.14688*.
- Binwei Yao, Ming Jiang, Tara Bobinac, Diyi Yang, and Junjie Hu. 2024. Benchmarking machine translation with cultural awareness. In *Findings of the Association for Computational Linguistics: EMNLP 2024*, pages 13078–13096.
- Wenlong Zhao, Debanjan Mondal, Niket Tandon, Danica Dillion, Kurt Gray, and Yuling Gu. 2024. Worldvaluesbench: A large-scale benchmark dataset for multi-cultural value awareness of language models. *arXiv preprint arXiv:2404.16308*.

A Background Study

A.1 Measuring ‘Culture’ in LLMs

Recent studies have predominantly relied on global surveys to assess the cultural knowledge of large language models (LLMs) regarding specific countries. In particular, multiple-choice questions drawn from surveys such as the World Values Survey (WVS) (Haerpfer et al., 2020), Hofstede’s Cultural Dimensions (Hofstede et al., 2010), or PEW Global Surveys⁴ are presented to LLMs to evaluate their understanding of particular cultures or countries (Zhao et al., 2024; Durmus et al., 2023; Kharchenko et al., 2024). Wang et al. (2024) uses Hofstede’s Survey to construct a benchmark by forming natural scenario-based questions from the questionnaire itself using GPT-4. While these surveys provide an excellent means of gathering real-world human perspectives, their use for evaluating cultural knowledge in LLMs has several limitations: (i) LLMs are restricted to the predefined choices in multiple-choice formats, yet culture is a nuanced concept that often requires more sophisticated and open-ended responses (Beugelsdijk and Welzel, 2018); (ii) altering the order of multiple-choice options can lead LLMs to produce entirely different answers, which undermines reliability for a multifaceted notion like culture (Pezeshkpour and Hruschka, 2024). In response, several studies have critiqued this approach and advocated for more open-ended evaluations to better capture the sophistication and intricacy of cultural understanding (Kabir et al., 2025a; Röttger et al., 2024). Other works have proposed specialized frameworks targeting specific cultural facets or proxies, such as food, etiquette, or regional differences, rather than attempting a holistic evaluation of culture (Naous et al., 2024; Adilazuarda et al., 2024).

⁴<https://www.pewresearch.org/>

A.2 Evaluation of Cross-Cultural Competence of LLMs

The ability of large language models (LLMs) to adapt meanings across cultural contexts is essential for broadening access to AI systems and mitigating harms from culturally maladapted outputs (Kabir et al., 2025b). To evaluate LLMs’ proficiency in cross-cultural communication, recent studies have drawn on the concept of Culture-Specific Items (CSIs), as defined by Newmark (Newmark, 1988), emphasizing that identifying and adapting these items is critical for effective cross-cultural exchange.

Several works have explored CSI adaptation in specific domains. For example, Singh et al. (2024) adapted American CSIs to Indian equivalents using the Friends Dialogues corpus⁵. Similarly, Yao et al. (2024) introduced CAMT, a parallel corpus across six languages featuring paired CSIs, to assess LLMs’ cultural adaptability. In a domain-specific approach, Cao et al. (2024) proposed tasks for translating and culturally adapting recipes between Chinese- and English-speaking cuisines. However, these studies primarily rely on machine translation evaluations and often lack explicit CSI annotations, limiting their ability to probe models’ targeted capabilities in CSI span identification and sentence-level adaptation. More recent efforts have expanded the scope of cross-cultural evaluations. Guo et al. (2025) proposed a methodology using Cross-Cultural Core Concept Sets (CCCs) to assess LLMs’ cross-cultural understanding in real-world scenarios, enabling more authentic capability assessments. Wu et al. (2025) introduced SocialCC, a benchmark for evaluating cultural competence through 3,060 multi-turn interactive intercultural scenarios spanning 60 countries. Incorporating multimodality, Song et al. (2025) developed C³B, a benchmark with 2,000 images and over 18,000 QA pairs across three tasks of varying difficulty: basic visual recognition, higher-level cultural conflict understanding, and cultural content generation. In a related vein, Kim et al. (2025) created a benchmark to evaluate biases in multimodal LLMs across high- and low-resource cultural settings.

Our work complements these efforts by providing a culturally rich corpus of realistic scenarios, with explicit annotations for CSI categories, Hall’s cultural levels, and cross-cultural CSI pairs, thereby

advancing research in cross-cultural NLP.

B Utilizing Newmark’s Theory of CSIs

B.1 Newmark’s Definition of Culture and CSI Categories

Newmark (Newmark, 1988) defines culture as a shared way of life, encompassing the distinctive characteristics, beliefs, and practices of a particular social group. As outlined in the cultural proxies in Appendix A, these differences span multiple dimensions- from tangible elements like food and materials to abstract ones such as emotions and values (Thompson et al., 2020; Adilazuarda et al., 2024). Newmark (Newmark, 1988) terms such concepts Culture-Specific Items (CSIs), whose identification and handling are vital for effective cross-cultural communication. He proposes five key categories of CSIs that are especially critical in cross-cultural translation:

Category 1: Ecology covers the relationship between a community and its natural environment, including indigenous flora, fauna, geography, and climate. *Example:* Translating the specific name for a seasonal desert wind, such as the *Simoom* in Arabic cultures, or the *Khamsin* in Egypt.

Category 2: Material Culture (Artefacts) includes all tangible, human-made objects that shape or reflect a society’s way of living, such as tools, clothing, architecture, and food. *Example:* Translating terms like the *Shamagh* (the traditional checked men’s headdress in the Gulf region) or *Iftar* (the meal to break the Ramadan fast).

Category 3: Social Culture refers to the patterns of social activity, including work, leisure, and communal practices that define daily and ceremonial life. *Example:* Translating the name of a traditional social gathering like the *Majlis* (a council or sitting room for community discussion in Arab cultures) or *Jiāzǐ* (a 60th birthday celebration in Chinese culture).

Category 4: Organizations, Customs, and Ideas encompasses the abstract and institutional aspects of culture, including its political, legal, religious, artistic, and customary systems. *Example:* Translating concepts such as *Apritismo* (a Peruvian political ideology) or *Barangay* (the smallest administrative division in the Philippines,

⁵<https://convokit.cornell.edu/documentation/friends.html>

rooted in pre-colonial history).

Category 5: Gestures and Habits involves non-verbal communication, body language, and routine behaviors whose meanings are culturally encoded and may not have direct equivalents. *Example:* Interpreting gestures like the *chin flick* (a sign of dismissal or negation in parts of Italy and France) or the "*Moutza*" (an offensive hand gesture in Greece).

C CSI Categories Mapping

Newmark CSI Category	Category from Liu et al. (2025)	XCR-Bench Category	CSI Example
Material Culture			
Social Culture	Social.Relationship (e.g., Family, Fictive, etc.)	Social Etiquette	He <CSI> thanked </CSI> the stranger who held the elevator door open for him.
	Social.Context (e.g., Situational, Historical, etc.)	Sports Tradition	The family attends <CSI> Little League games </CSI> every Saturday during baseball season.
	Social.Communicative Goals (e.g., Greeting, Requesting, etc.)	Workplace Culture	At networking events, attendees often exchange <CSI> business cards </CSI> to facilitate future connections.
	Social.Demographics (e.g., Income, Education, etc.)		
Organisations, Customs and Ideas	Ideational.Concepts (e.g., Food, Holidays, etc.)	Social Tradition	They’re hosting a <CSI> Hogmanay </CSI> celebration to welcome the New Year.
	Ideational.Knowledge (e.g., Factual, Common Sense, etc.)	Cultural Reference	He learned to use <CSI> Fahrenheit </CSI> instead of Celsius for temperature discussions.
	Ideational.Values (e.g., Bias, Hate, etc.)	Cultural Value	She donated to a group working to protect <CSI> wild horses </CSI>, seeing them as symbols of America’s untamed spirit.
	Ideational.Norms (e.g., Descriptive, Normative, etc.)	Cultural Stereotype	They’re <CSI> helicopter parents </CSI> who monitor their child’s every move and decision.
	Ideational.Artifacts (Art, Meme, Architecture, etc.)		Walking through the small town, she admired the charming <CSI> wooden houses </CSI> that lined the streets.
Ecology			
Gestures and Habits			

Table 5: Mapping between Newmark CSI categories, the taxonomy of Liu et al. (2025), and XCR-Bench categories, with illustrative CSI-tagged examples. Empty cells indicate mappings not specified in the current dataset.

C.1 Adaptation Procedure

Newmark (1988) proposes a set of strategies for translating culture-specific terms, conditioned on contextual and audience-related factors. In this work, we reinterpret these strategies as *cultural adaptation methods* and explicitly prompt models to indicate which method is employed during adaptation. This allows us to analyze which adaptation strategies are most effective for handling CSIs across cultural contexts.

1. **Transference.** The original CSI is retained unchanged in the adapted output (e.g., *sari*, *ki-mono*).
2. **Cultural Equivalent.** A culturally analogous term from the target culture is substituted to convey a similar function or social meaning (e.g., adapting *Thanksgiving* as a local harvest festival).
3. **Neutralization.** The CSI is replaced with a description that explains its function or meaning in culturally neutral terms (e.g., rendering *kimono* as “a traditional Japanese robe”).
4. **Literal Translation.** The CSI is translated directly on a word-by-word basis into the target language (e.g., translating *Bundestag* as “Federal Parliament”).
5. **Labeling.** The CSI is retained or adapted and accompanied by a brief explanatory label that clarifies its cultural role or category.
6. **Naturalization.** The CSI is adapted to conform to the spelling or pronunciation conventions of the target language (e.g., *Pharisees*).
7. **Componential Analysis.** The CSI is decomposed into its constituent semantic components, each of which is explicitly explained (e.g., rendering *dacha* as “a summer house for wealthy people”).
8. **Deletion.** The CSI is omitted entirely when it is non-essential to the meaning or when adaptation would introduce unnecessary complexity.
9. **Couplet.** Two adaptation strategies are combined, such as retaining the original CSI while also providing an explanatory description.
10. **Accepted Standard Translation.** A widely recognized and conventionally accepted translation is used (e.g., *Holy See* for *Saint-Siège*).

11. **Paraphrase or Gloss.** A longer explanatory paraphrase or gloss is added, either inline or as a footnote, to clarify the CSI’s meaning and cultural context.
12. **Classifier.** A general category term is added to situate the CSI within a familiar conceptual class (e.g., “the Japanese game of Go”).

D Annotation and Annotator Details

Annotation Training. The annotation process was preceded by structured training sessions conducted by the authors and the principal investigator (PI). For each language, we organized two online meetings (approximately one hour each) with both annotators and expert annotators. These sessions focused on clarifying the annotation objectives, discussing the notion of Culture-Specific Items (CSIs), and walking through the detailed annotation guidelines provided in Appendix D.1. Annotators were encouraged to ask questions and resolve ambiguities before beginning the annotation process.

Annotator Qualifications. Annotators were recruited through established academic collaborators in Bengali, Chinese, and Arabic. For each language, the annotation team consisted of two annotators and one expert annotator. Expert annotators hold a PhD in Computational Linguistics or a closely related field and have substantial prior experience in corpus construction and linguistic annotation. The two annotators are either undergraduate or PhD students with prior experience in linguistic or NLP-related annotation tasks.

Specifically, the Arabic annotators are undergraduate students based in Saudi Arabia, the Chinese annotators are PhD students based in the UK, and the Bengali annotators are PhD students based in the UK or the USA, all working in NLP or closely related fields. The two annotators independently produced both intra-lingual and inter-lingual adaptations of the base sentences. In cases of disagreement, the expert annotator adjudicated and selected the most appropriate adaptation.

Compensation. Annotators are compensated for their work in accordance with the minimum wage standards of the countries in which they reside.

D.1 General Annotation Guidelines for Cross-Cultural CSI Adaptation

You will work with a dataset of English sentences in which culture-specific items (CSIs) which are predominantly drawn from Western (US/UK) cultural contexts. The CSIs are explicitly marked using <CSI> tags in the dataset samples. Your task is to adapt these CSI-marked terms into culturally appropriate counterparts for **Arabic/Chinese/Bengali** cultures. For each instance, you will produce: (i) an *intra-lingual* adaptation in English that reflects the target cultural context, and (ii) an *inter-lingual* adaptation in your own language.

Please ensure that adaptations maintain the original sentence’s communicative purpose while being culturally appropriate and natural in the target context.

To maintain consistency across adaptations, kindly follow the guidelines provided below.

1. Purpose

The goal of annotation is to ensure that CSI adaptations:

- Reflect authentic cultural values, norms, and practices of the target culture.
- Use natural and idiomatic language in both intra- and inter-lingual adaptations.
- Respect cultural, religious, and social sensitivities, including regional variation where applicable.

2. Adaptation Rules

Following Newmark’s cultural equivalence framework (Newmark, 1988), annotate each CSI using one of the following strategies. [For illustration, adaptation examples are given here in Arabic.]

7aragraphA. Direct Equivalent **Rule:** Replace the CSI with a culturally identical or near-identical equivalent that exists in the target culture.

Example: Original: <CSI>pub gathering</CSI> Intra-lingual (Arabic culture): qahwa gathering Inter-lingual (Arabic): جلسة قهوة

Annotation tip: Ensure regional appropriateness (e.g., differences across Arab regions or between Bengali varieties).

7aragraphB. Functionally Similar Equivalent **Rule:** When no direct equivalent exists, replace the CSI with a culturally different but functionally similar concept.

Example: Original: <CSI>trick-or-treating</CSI> Intra-lingual (Arabic culture): children receiving Eid gifts Inter-lingual (Arabic): عيدية الأطفال في العيد

7aragraphC. Neutral Term **Rule:** If no clear cultural equivalent exists, use a neutral expression that fits social norms in the target culture without introducing foreign practices.

Example: Original: <CSI>friendly banter</CSI> Intra-lingual (Arabic culture): light-hearted teasing Inter-lingual (Arabic): مزاحًا خفيفًا

7aragraphD. Non-transferable **Rule:** Label the CSI as *Non-transferable* if adapting it would conflict with cultural, religious, or social norms in the target culture.

Example: Original: They met through a <CSI>dating app</CSI>. Adaptation: Non-transferable

3. Cultural Sensitivity

While doing the annotation, please ensure to:

- Avoid culturally inappropriate or taboo content (e.g., alcohol, gambling, or sensitive relationships where applicable).
- Respect religious norms and social conventions.

4. Annotation Checklist

For each sentence, please verify:

- **Cultural accuracy:** Is the CSI adapted appropriately for the target culture?
- **Linguistic quality:** Is the adaptation natural and idiomatic?
- **Functional equivalence:** Does the adaptation preserve the original communicative intent?
- **Consistency:** Do the intra- and inter-lingual adaptations align?

5. Final Notes

- Consult the expert annotator for ambiguous or borderline cases.
- Flag creative or uncertain adaptations for further review.
- Use CANDLE and Cultural Atlas as reference sources for relevant cultural practices, rituals, and traditions.

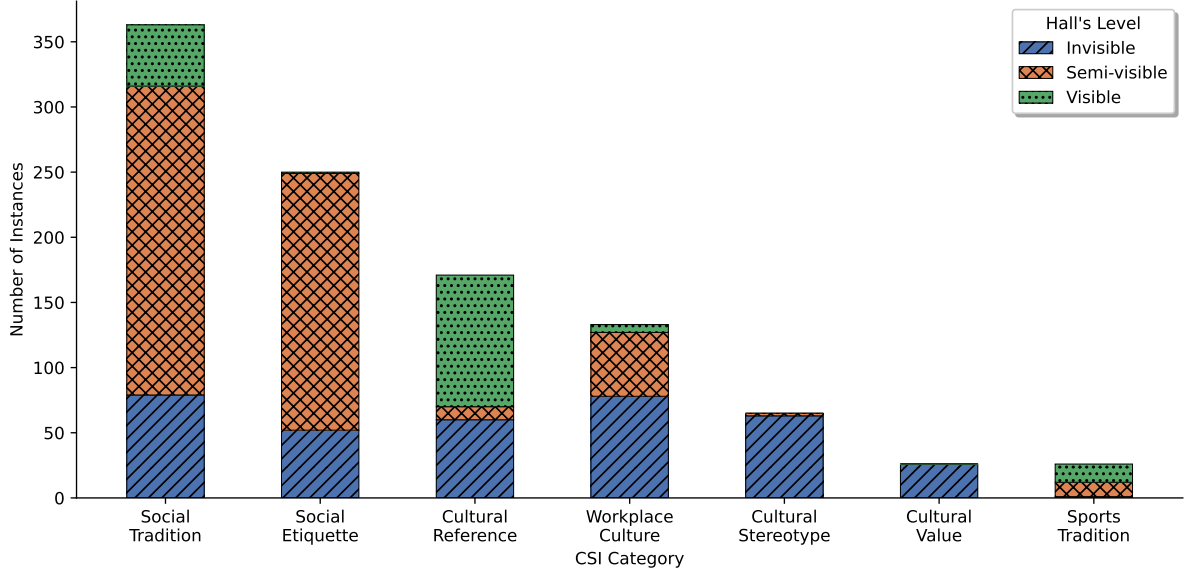


Figure 3: Mapping between CSI categories and Hall’s cultural levels. The textured bar plots indicate a higher concentration of semi-visible and invisible cultural elements across all CSI categories.

Dataset	Domain	Task	CSI Annot.	Hall’s Triad	Cross-Cult. CSI Pair
ApposCorpus (Kementchedjhieva et al., 2020)	Person, Org.	Trans.	✗	✗	✗
Adaption (Peskov et al., 2021)	Celebrity	Trans.	✗	✗	✗
IdiomKB (Li et al., 2024)	Idioms	Trans.	✗	✗	✗
CulturalRecipes (Cao et al., 2024)	Recipes	Trans.	✗	✗	✗
NormAd (Rao et al., 2025)	Soc. Etiq.	Reason.	✗	✗	✗
CAMET (Yao et al., 2024)	Cult. Cat.	Trans.	✗	✗	Part.
XCR-Bench (ours)	Cult. Cat.	Reason.	✓	✓	✓

Table 6: Dataset comparison by annotation granularity. *Cult.*, *Cat.*, *Annot.*, *Trans.*, and *Reason.* abbreviate Culture, Category, Annotation, Translation, and Reasoning.

E Properties of XCR-Bench Corpus

As detailed in Section 2.3, XCR-Bench is the first dataset to provide comprehensive annotations aligned with Hall’s triadic model of culture, with particular emphasis on the *Semi-visible* and *Invisible* layers that encompass beliefs, values, and social norms. Figure 3 illustrates the mapping between CSI categories and Hall’s cultural levels, highlighting a predominant focus on these *Semi-visible* and *Invisible* layers.

Table 7 shows an example sample from the XCR-Bench corpus. Each sample contains its fine-grained annotation for CSI Category, CSI-Hall Mapping, Hall’s Level and parallel inter-lingual and intra-lingual cross-cultural CSI pairs in

four distinct cultures.

We present the mapping of Hall’s cultural elements with our CSI categories in Figure 4. This shows how the Hall’s cultural elements are mapped across our 7 distinct categories of CSIs. Some CSI categories and cultural elements are predominant in number because of their vast availability in the source where we extracted our CSIs from, namely CANDLE and Cultural Atlas.

We explicitly show the cultural element mapping with Hall’s triads in Table 8 with instances from our XCR-Bench corpus. We derive this mapping from Hall (1976). Notably, the Hall cultural level of CSIs are independent of Newmark’s categorization and based on their context.

Field	Content
CSI	Halloween
Cultural Context	Halloween is widely celebrated in the West with decorations, costumes, and trick-or-treating.
Sentence	We're decorating the house for <CSI> Halloween </CSI> this weekend.
CSI Category	Social Tradition
CSI-Hall Mapping	Rituals
Hall's Level	Semi-visible
Chinese	
<i>Intra-lingual</i>	We're decorating the house for the <CSI> Lantern Festival </CSI> this weekend with lanterns and festive lights.
<i>Inter-lingual</i>	这个周末我们正在为 <CSI> 元宵节 </CSI> 装饰房子，挂上彩灯，营造节日的夜晚氛围。
Arabic	
<i>Intra-lingual</i>	We're decorating the house for <CSI> Eid or Ramadan celebration </CSI> this weekend.
<i>Inter-lingual</i>	هذا الأسبوع. <CSI> احتفال العيد أو رمضان </CSI> نقوم بتزيين المنزل لـ
Bengali (West Bengal)	
<i>Intra-lingual</i>	We're decorating the house for <CSI> Durga Puja </CSI> this weekend.
<i>Inter-lingual</i>	আমরা এই সপ্তাহান্তে বাড়ি <CSI> দুর্গা পূজার </CSI> জন্য সাজাচ্ছি।
Bengali (Bangladesh)	
<i>Intra-lingual</i>	We're decorating the house for <CSI> Eid-ul-Fitr </CSI> this weekend.
<i>Inter-lingual</i>	আমরা এই সপ্তাহান্তে বাড়ি <CSI> ঈদুল ফিতরের </CSI> জন্য সাজাচ্ছি।

Table 7: An example sample from the XCR-Bench corpus along with the parallel Inter-lingual and Intra-lingual annotations in other cultures.

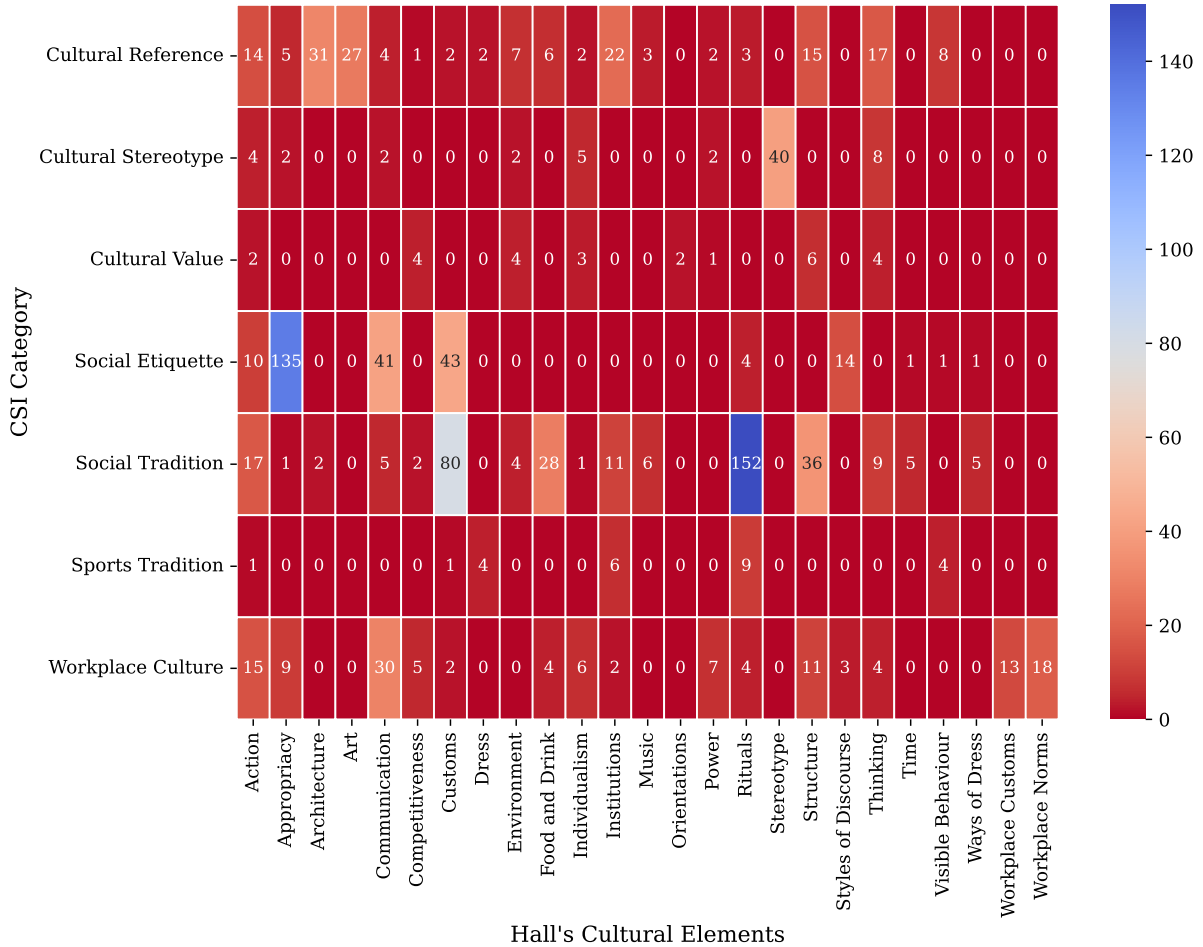


Figure 4: Mapping between CSI categories and Hall's cultural elements in the XCR-Bench Corpus.

Hall's Level	Cultural Element	Instance from XCR-Bench
Invisible	Action	He's an <CSI> adrenaline junkie </CSI> who loves skydiving and bungee jumping.
	Communication	He steered conversation away from <CSI> gun laws </CSI> to maintain pleasant dinner atmosphere.
	Competitiveness	He' s a <CSI> self-made </CSI> man who built his empire from scratch.
	Environment	She loves going to the <CSI> pub </CSI> for a pint after work.
	Individualism	She demonstrates <CSI> self-reliance </CSI> by managing projects independently.
	Power	The board member <CSI> endorses a bottom-up approach </CSI>, empowering employees to contribute to decision-making.
	Stereotype	He's the <CSI> all-American boy next door </CSI> with his football scholarship and volunteer work.
	Structure	Couples are <CSI> delaying parenthood </CSI> to establish <CSI> financial stability </CSI> first.
	Thinking	The building omitted floor <CSI> 13 </CSI> jumping from 12 to 14 due to <CSI> superstition </CSI>.
	Time	He made sure to arrive 10 minutes early for the meeting because <CSI> punctuality </CSI> is important in American culture.
Semi-visible	Appropriacy	Don't ask about <CSI> someone's weight or appearance </CSI> in personal conversations.
	Customs	She is used to <CSI> queue </CSI> politely and wait her turn, even in crowded places.
	Rituals	She always says <CSI> grace </CSI> before dinner, a tradition passed down through generations.
	Styles of Discourse	She said <CSI> 'cheers' </CSI> when the stranger held the door, a casual British thanks.
	Behavior	He crossed his <CSI> index and middle fingers </CSI> for <CSI> good luck </CSI> before the exam.
	Ways of Dress	He wore a tailored <CSI> suit </CSI> to the job interview but dressed in casual <CSI> jeans </CSI> and a t-shirt for the barbecue.
	Workplace Customs	We're implementing an <CSI> open-door policy </CSI> in management for better accessibility and transparency.
	Workplace Norms	The manager gave <CSI> constructive criticism </CSI> during the performance review.
Visible	Architecture	Their dining table, made of <CSI> White Oak </CSI>, has been in the family for generations, a testament to its durability.
	Art	When she visited the UK, she noticed that every British coin had a portrait of the reigning <CSI> monarch </CSI>, a tradition that felt like holding a piece of history.
	Dress	Everyone wore their team <CSI> merchandise </CSI> on game day to show support.
	Food and Drink	They enjoyed a <CSI> fish and chips supper </CSI> by the seaside, a classic British experience.
	Institutions	The startup has an <CSI> open office layout </CSI> without walls or dividers.
	Music	Listening to a British <CSI> brass band </CSI> at the local fair, she was struck by the rich, traditional sound.

Table 8: Mapping of cultural elements to Hall's Triad of Culture with instances from our constructed XCR-Bench Corpus. The mapping is derived from Hall (1976).

F Details on Evaluation Metrics

F.1 CSI Identification

We evaluate CSI identification using two complementary metrics: a strict exact-match score and a soft similarity-based score.

Hard Identification of CSI (HI-CSI). HI-CSI enforces strict exact matching, rewarding only predictions that precisely replicate ground-truth CSIs. This metric is particularly suited for evaluating models in high-stakes applications where partial identifications may not suffice, such as in content moderation systems requiring unambiguous detection. The sentence-level score HI-CSI is defined as follows:

- If $|G_s| = 0$:

$$\text{HI-CSI} = \begin{cases} 1 & \text{if } |P_s| = 0, \\ 0 & \text{otherwise.} \end{cases}$$

This penalizes false-positive predictions when no CSIs are present in the ground truth.

- If $|G_s| > 0$:

$$\text{HI-CSI}_s = \frac{1}{|G_s|} \sum_{g \in G_s} \mathbb{I}(g \in P_s),$$

where $\mathbb{I}(\cdot)$ is the indicator function, equal to 1 if the condition holds (i.e., an exact string match exists in P_s) and 0 otherwise. Note that if duplicate CSIs appear in G_s , each is evaluated independently, though matches are checked via membership, allowing a single matching prediction to satisfy multiple identical ground-truth entries if present.

The overall HI-CSI score for the dataset is the average across all sentences, scaled to a percentage for interpretability:

$$\text{HI-CSI} = \left(\frac{1}{|\mathcal{D}|} \sum_{s \in \mathcal{D}} \text{HI-CSI}_s \right)$$

This ranges from 0 (no matches) to 1 (perfect alignment across all sentences).

Soft Identification of CSI (SI-CSI). To account for minor surface-form variations, we compute a soft CSI matching score based on normalized Levenshtein similarity. For each sentence n , the extracted ground-truth CSI set $G^{(n)} = \{g_1^{(n)}, \dots, g_{m_n}^{(n)}\}$ and the predicted CSI set $P^{(n)} = \{p_1^{(n)}, \dots, p_{k_n}^{(n)}\}$ are compared using a similarity-based one-to-one matching procedure, where $m_n = |G^{(n)}|$ and $k_n = |P^{(n)}|$ denote the numbers of ground-truth and predicted CSIs, respectively.

Pairwise normalised Levenshtein similarities $s(g_i^{(n)}, p_j^{(n)}) = 1 - \frac{d_L(g_i^{(n)}, p_j^{(n)})}{\max(\ell(g_i^{(n)}), \ell(p_j^{(n)}))}$ are first computed between all ground-truth and predicted CSIs, and an optimal one-to-one alignment is then obtained using the Hungarian algorithm so that the total similarity of the matched pairs is maximized while preventing reuse of any CSI. Based on the optimal one-to-one alignment, a soft F1 score is computed for each sentence as

$$\text{SI-CSI} = \text{Soft (F1)}_n = \mathbf{1}[m_n = 0 \wedge k_n = 0] + \mathbf{1}[m_n > 0 \wedge k_n > 0] \frac{2}{m_n + k_n} \sum_{i=1}^{m_n} \sum_{j=1}^{k_n} s(g_i^{(n)}, p_j^{(n)}) X_{ij}^{*(n)},$$

where $X_{ij}^{*(n)}$ denotes the optimal one-to-one assignment variable, which takes the value 1 when $g_i^{(n)}$ is matched to $p_j^{(n)}$ and 0 otherwise, so that both missing ground-truth CSIs and over-generated predictions are penalized.

HI-CSI measures strict span identification accuracy, while SI-CSI provides graded credit for near-matches without relying on heuristic substring rules.

F.2 CSI Prediction

We evaluate CSI prediction using two complementary metrics: a strict exact-match score and a soft semantic similarity score.

Hard Prediction of CSI (HP-CSI). HP-CSI requires strict exact matching (case-insensitive) for paired CSIs, rewarding only precise replications in the corresponding order. The sentence-level score HP-CSI_s is defined as:

$$\text{HP-CSI}_s = \sum_{i=1}^{\min(n, m)} \mathbb{I}(g_i.\text{lower}() = p_i.\text{lower}()),$$

where $\mathbb{I}(\cdot)$ is the indicator function, equal to 1 if the condition holds and 0 otherwise. This sums the number of exact matches across the paired elements up to the minimum length. The overall HP-CSI score for the dataset is the average across all sentences, scaled to account for varying CSI counts (interpretable as a percentage when normalized by average CSI count per sentence):

$$\text{HP-CSI} = \left(\frac{1}{|\mathcal{D}|} \sum_{s \in \mathcal{D}} \text{HP-CSI}_s \right)$$

This value scales with the average number of CSIs per sentence; for datasets with one CSI per sentence, it ranges from 0 to 1.

Soft Prediction of CSI (SP-CSI). SP-CSI extends HP-CSI by incorporating semantic similarity for non-exact pairs, using cosine similarity on embeddings generated by the SentenceTransformer model ('all-mpnet-base-v2'). This allows partial credit for predictions that capture similar meaning despite lexical

differences. The sentence-level score SP-CSI_s is defined as:

$$\text{SP-CSI}_s = \sum_{i=1}^{\min(n,m)} m_i,$$

where for each paired index i ,

$$m_i = \begin{cases} 1 & \text{if } g_i.\text{lower()} = p_i.\text{lower()} \text{ (exact match),} \\ \cos(\mathbf{e}(g_i), \mathbf{e}(p_i)) & \text{otherwise,} \end{cases}$$

and $\mathbf{e}(\cdot)$ denotes the embedding function from the SentenceTransformer model, with $\cos(\mathbf{u}, \mathbf{v}) = \frac{\mathbf{u} \cdot \mathbf{v}}{\|\mathbf{u}\| \|\mathbf{v}\|}$ being the cosine similarity. The overall SP-CSI score is:

$$\text{SP-CSI} = \left(\frac{1}{|\mathcal{D}|} \sum_{s \in \mathcal{D}} \text{SP-CSI}_s \right)$$

his value scales with the average number of CSIs per sentence.

F.3 CSI Adaptation

We evaluate CSI adaptation along two complementary dimensions: (i) semantic fidelity of the adapted CSIs themselves, and (ii) overall sentence-level semantic preservation, as sentence structure may change during adaptation. We perform both intra-lingual (English-to-English) and inter-lingual (cross-language) evaluations. *7aragraphSentence-Level Semantic Similarity* ($\text{SENT}_{\text{bert}}$). To assess whether the adapted sentence preserves the meaning of the original, we compute BERTScore F_1 between the model-generated sentence s^{out} and the ground-truth adapted sentence s^{gt} :

$$\text{SENT}_{\text{bert}} = \text{F1}_{\text{bert}}(s^{\text{out}}, s^{\text{gt}}).$$

BERTScore leverages contextual embeddings from BERT to compute F_1 scores based on pairwise token similarities, making it particularly effective for assessing paraphrase quality and semantic preservation in natural language generation tasks. With baseline rescaling enabled to normalize scores relative to a random baseline, improving interpretability and cross-model comparability, the sentence-level full-sentence score is $\text{SENT}_{\text{BERT},s} = \text{F1}'_{\text{BERT}}(a_s, g_s)$, using the entire strings a_s and g_s (where g_s is the ground-truth sentence and a_s the adapted output). The overall dataset-level metric is the average: $\text{SENT}_{\text{BERT}} = \frac{1}{|\mathcal{D}|} \sum_{s \in \mathcal{D}} \text{SENT}_{\text{BERT},s}$, where \mathcal{D} denotes the dataset of sentence pairs. *7aragraphCSI-Level Semantic Similarity* (CSI_{bert}). Given aligned gold and predicted CSI spans $\mathcal{G} = \{g_i\}_{i=1}^n$ and $\mathcal{O} = \{o_i\}_{i=1}^n$ extracted from $\langle \text{CSI} \rangle$ tags, we compute BERTScore F_1 for each pair:

$$\text{sim}_{\text{CSI}}(g_i, o_i) = \text{F1}_{\text{bert}}(g_i, o_i).$$

The final CSI-level score is the average across all spans:

$$\text{CSI}_{\text{bert}} = \frac{1}{n} \sum_{i=1}^n \text{sim}_{\text{CSI}}(g_i, o_i).$$

CSIs are extracted from both ground-truth and adapted texts via regular expressions matching content within $\langle \text{CSI} \rangle$ tags, producing ordered lists of strings. We enforce that the number of extracted CSIs matches between ground-truth and output for each sentence, ensuring paired evaluation. Let $G_s = [g_1^{(s)}, g_2^{(s)}, \dots, g_{k_s}^{(s)}]$ be the ordered list of ground-truth CSIs (where $k_s = |G_s|$) and $A_s = [a_1^{(s)}, a_2^{(s)}, \dots, a_{k_s}^{(s)}]$ the corresponding list of adapted CSIs, with $|G_s| = |A_s| = k_s$. The sentence-level CSI score aggregates per-CSI F_1 scores with baseline rescaling: $\text{CSI}_{\text{BERT},s} = \frac{1}{k_s} \sum_{i=1}^{k_s} \text{F1}'_{\text{BERT}}(a_i^{(s)}, g_i^{(s)})$,

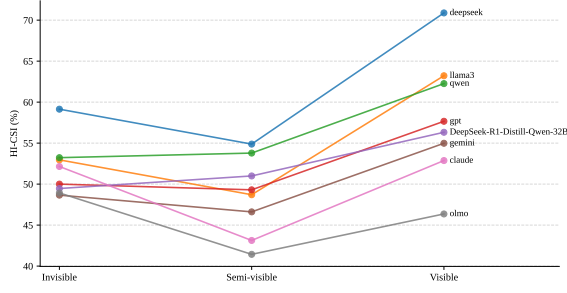
if $k_s > 0$; otherwise, it defaults to 0 (though datasets typically ensure CSIs exist). The overall dataset-level metric is the average: $\text{CSI}_{\text{BERT}} = \frac{1}{|\mathcal{D}|} \sum_{s \in \mathcal{D}} \text{CSI}_{\text{BERT},s}$. Category-wise scores can be derived by partitioning \mathcal{D} into subsets \mathcal{D}_c based on CSI categories and computing averages within each.

7aragraphIntra- vs. Inter-Lingual Evaluation. For intra-lingual (English) adaptation, we compute BERTScore using bert-base-uncased. For inter-lingual adaptation, we employ language-specific BERTScore models: bert-base-arabic (Safaya et al., 2020) for Arabic, chinese-bert-wwm-ext (Cui et al., 2019) for Chinese, and bangla-bert-base (Sarker, 2020) for Bengali, to ensure that semantic similarity is evaluated within the appropriate linguistic and cultural representation space. For inter-lingual evaluation, we extend this framework using multilingual models (e.g., bert-base-multilingual-uncased) to handle cross-language pairs, computing analogous $\text{SENT}_{\text{BERT-multi}}$ and $\text{CSI}_{\text{BERT-multi}}$ scores.

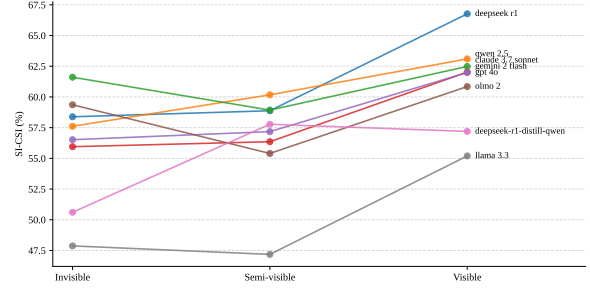
7aragraphDiscussion and Rationale. These metrics emphasize semantic equivalence, with CSI_{BERT} isolating performance on culturally sensitive adaptations- critical for ensuring biases or sensitivities are appropriately mitigated without altering core meaning. The use of baseline rescaling maps scores to a more intuitive [0,1] range, where higher values indicate better alignment. Compared to n-gram-based metrics like BLEU, BERTScore better handles paraphrasing and synonyms, aligning with adaptation goals. Limitations include: (1) reliance on BERT’s English-centric biases in intra-lingual settings and (2) computational cost and latency from embedding computations, though batched inference mitigates this. In practice, metrics are implemented using the Hugging Face bert-score library, with time complexity dominated by BERT inference: $O(|\mathcal{D}| \times (L_s^2))$ per sentence for greedy matching in BERTScore, where L_s is token length (typically <512).

G Additional Results

G.1 CSI Identification & Prediction

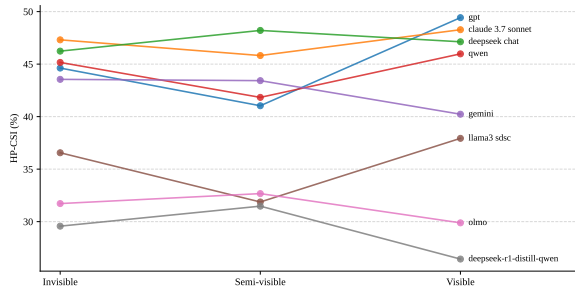


(a) Hard Exact-Match (HI-CSI) for Hall's Triad of Culture

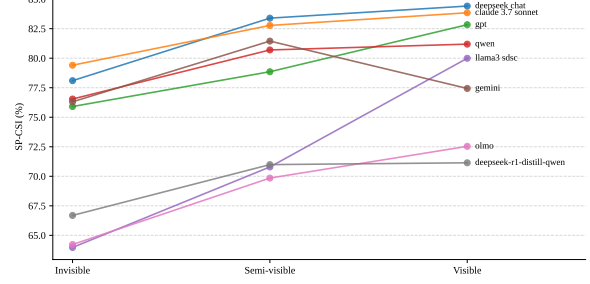


(b) Soft Edit-Similarity (SI-CSI) for Hall's Triad of Culture

Figure 5: Performance of LLMs across Hall's Triad of Culture (visible, semi-visible, and invisible) for CSI Identification. The HI-CSI metric exhibits the lowest overall performance for *Semi-visible* level, indicating that LLMs struggle with exact CSI identification for this level. In contrast, SI-CSI scores reveal a systematic performance decline from *Visible* to *Invisible* cultural levels.



(a) Hard Exact-Match (HP-CSI) for Hall's Triad of Culture



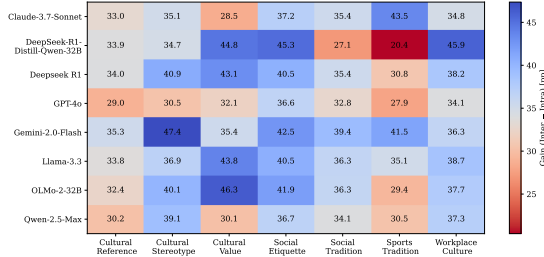
(b) Soft Semantic-Similarity (SP-CSI) for Hall's Triad of Culture

Figure 6: Performance of LLMs across Hall's Triad of Culture (visible, semi-visible, and invisible) for CSI Prediction. Similar to HI-CSI from CSI identification, the SP-CSI metric exhibits a systematic performance decline from *Visible* to *Invisible* cultural levels. In contrast, HP-CSI scores shows a mixed performance evaluation over all the levels.

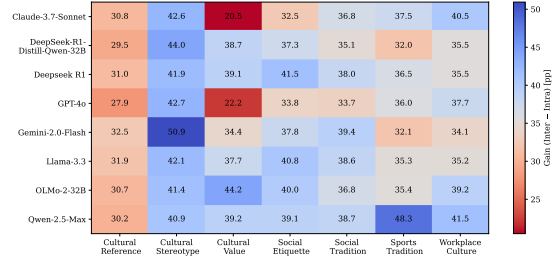
Hall's Cultural Element	DS-Distill		Claude		DS-R1		Gemini		GPT-4o		Llama-3.3		OLMo-2		Qwen-2.5	
	HI	SI	HI	SI	HI	SI	HI	SI	HI	SI	HI	SI	HI	SI	HI	SI
Action	51.43	54.91	67.14	73.51	64.29	63.74	58.57	63.64	65.71	66.35	61.43	51.43	54.29	59.68	61.43	66.04
Appropriacy	<u>19.40</u>	<u>39.86</u>	<u>19.40</u>	<u>38.02</u>	<u>24.63</u>	<u>39.32</u>	<u>18.66</u>	<u>30.85</u>	<u>23.88</u>	<u>37.76</u>	<u>23.13</u>	<u>30.31</u>	<u>22.39</u>	<u>38.73</u>	<u>32.84</u>	<u>46.38</u>
Architecture	38.89	48.55	38.89	50.65	72.22	67.84	55.56	63.23	55.56	57.61	41.67	45.70	33.33	46.40	55.56	65.57
Art	60.00	53.25	60.00	62.84	73.33	59.34	50.00	53.64	60.00	55.95	93.33	65.37	50.00	54.46	70.00	57.14
Communication	36.49	46.60	40.54	52.31	36.49	44.81	27.03	39.54	24.32	42.66	28.38	35.94	33.78	53.13	32.43	46.81
Competitiveness	68.75	66.23	62.50	68.65	62.50	68.63	56.25	66.99	56.25	66.99	62.50	63.80	56.25	69.04	62.50	66.96
Customs	43.22	55.94	38.14	56.83	50.85	58.50	38.98	51.66	40.68	53.54	42.37	46.72	29.66	44.61	47.46	55.98
Dress	25.00	42.42	50.00	56.10	50.00	56.10	25.00	41.51	25.00	44.91	50.00	50.93	25.00	41.44	50.00	56.94
Environment	88.89	65.43	77.78	76.94	88.89	78.40	88.89	82.41	66.67	65.24	55.56	48.87	77.78	85.89	77.78	69.88
Food and Drink	72.22	72.32	66.67	75.28	75.00	75.34	69.44	73.80	72.22	77.20	55.56	55.47	69.44	83.09	63.89	64.71
Individualism	38.89	53.71	33.33	53.35	55.56	56.64	33.33	43.08	55.56	49.34	55.56	55.20	50.00	64.64	55.56	63.23
Institutions	71.05	61.02	50.00	60.87	74.56	61.14	51.75	56.25	64.04	61.14	78.95	59.58	41.23	60.65	71.93	63.64
Music	40.00	49.13	60.00	72.83	70.00	82.40	70.00	84.44	30.00	61.39	70.00	62.17	50.00	74.72	70.00	82.40
Orientations	<u>0.00</u>	<u>20.00</u>	<u>0.00</u>	<u>20.00</u>	<u>100.00</u>	<u>33.33</u>	<u>100.00</u>	<u>66.67</u>	<u>0.00</u>	<u>7.41</u>	<u>100.00</u>	<u>33.33</u>	<u>0.00</u>	<u>0.00</u>	<u>0.00</u>	<u>0.00</u>
Power	42.86	37.97	28.57	57.46	57.14	60.85	42.86	55.25	42.86	56.75	57.14	45.75	42.86	61.50	42.86	62.10
Rituals	70.10	65.35	58.25	69.71	73.20	66.95	66.49	71.84	67.01	66.17	68.04	53.80	58.76	68.80	68.04	67.74
Stereotype	100.00	100.00	100.00	100.00	100.00	100.00	100.00	100.00	100.00	100.00	100.00	66.67	100.00	100.00	100.00	100.00
Structure	25.00	31.02	31.25	45.24	45.31	46.68	25.00	36.77	34.38	45.12	40.62	35.45	31.25	44.24	37.50	42.60
Styles of Discourse	50.00	66.83	12.50	70.16	37.50	74.64	37.50	66.96	25.00	70.71	25.00	63.42	12.50	56.71	37.50	69.77
Thinking	45.83	48.08	50.00	57.83	62.50	59.56	50.00	58.93	45.83	53.24	58.33	51.07	54.17	60.37	54.17	55.82
Time	33.33	35.84	0.00	20.03	33.33	32.88	33.33	43.99	33.33	46.95	33.33	38.43	33.33	34.32	33.33	32.88
Visible Behavior	25.00	48.84	25.00	46.89	41.67	62.75	25.00	44.64	25.00	46.40	16.67	36.75	16.67	42.39	16.67	45.24
Ways of Dress	66.67	72.36	25.00	40.91	75.00	67.62	33.33	43.87	58.33	56.04	58.33	56.37	16.67	30.79	33.33	44.14
Workplace Customs	85.71	77.62	85.71	90.24	85.71	75.95	71.43	84.80	85.71	82.38	71.43	67.62	71.43	89.29	85.71	80.71
Workplace Norms	94.44	88.50	94.44	87.04	94.44	88.89	83.33	81.48	94.44	96.30	72.22	69.05	83.33	85.19	94.44	88.89

Table 9: Per-category (25) performance for HI-CSI (HI) and SI-CSI (SI) across Hall’s cultural elements. Model abbreviations: DS-Distill = DeepSeek-R1-Distill-Qwen-32B; Claude = Claude-3.7-Sonnet; DS-R1 = DeepSeek-R1; Gemini = Gemini-2.0-Flash; OLMo-2 = OLMo-2-32B; Qwen-2.5 = Qwen-2.5-Max. Values are percentages; higher is better.

G.2 CSI Adaptation

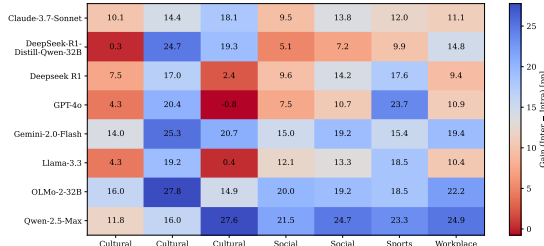


(a) Inter-Intra CSI Adaptation Gain for Arabic

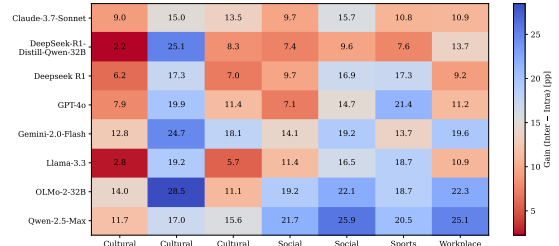


(b) Inter-Intra CSI Adaptation Gain for Chinese

Figure 7: Inter-Intra CSI adaptation gain for Arabic and Chinese. The heatmap reports the difference between inter-lingual and intra-lingual CSI adaptation scores (Inter – Intra) under the CSI_{bert} metric across models and CSI categories. Positive gains across most CSI categories indicate that LLMs adapt to Arabic and Chinese cultural content more effectively in inter-lingual settings than in intra-lingual ones.

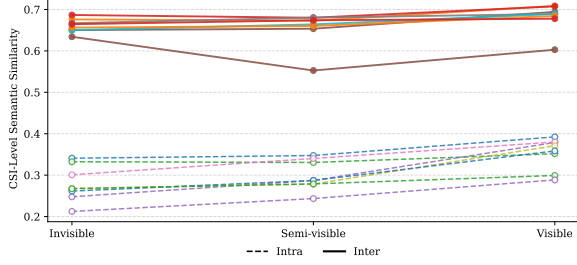


(a) Inter-Intra CSI Adaptation Gain for Bn(West Bengal)

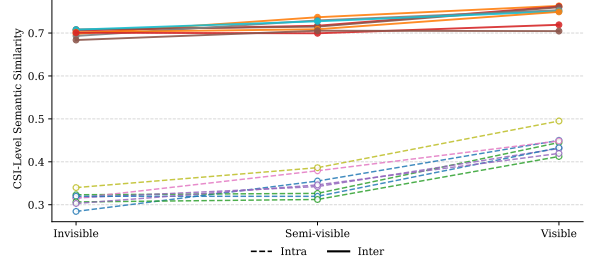


(b) Inter-Intra CSI Adaptation Gain for Bn(Bangladesh)

Figure 8: Inter-Intra CSI adaptation gain for Bengali (West Bengal and Bangladesh). The heatmap reports the difference between inter-lingual and intra-lingual CSI adaptation scores (Inter – Intra) under the CSI_{bert} metric across models and CSI categories. Positive values indicate improved adaptation when cultural content is generated directly in the target language rather than adapted within English.

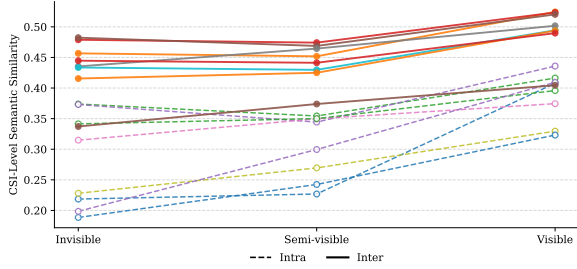


(a) Arabic CSI_{bert} for Hall's Triad of Culture

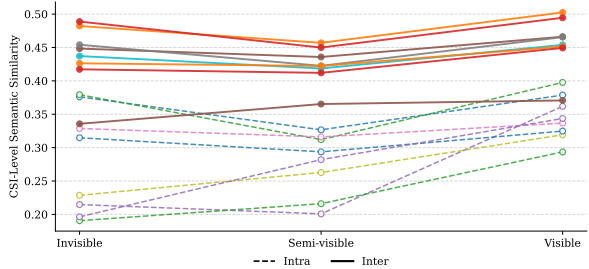


(b) Chinese CSI_{bert} for Hall's Triad of Culture

Figure 9: Performance of LLMs on CSI Adaptation (CSI_{bert}) across Hall's cultural triad (visible, semi-visible, and invisible) in Arabic and Chinese. Solid lines denote inter-lingual adaptation, while dashed lines denote intra-lingual adaptation. Across models, inter-lingual adaptation consistently outperforms intra-lingual adaptation, and performance degrades systematically as cultural elements transition from visible to invisible.



(a) Bengali (WB) CSI_{bert} for Hall's Triad of Culture



(b) Bengali (BD) CSI_{bert} for Hall's Triad of Culture

Figure 10: Performance of LLMs on CSI Adaptation (CSI_{bert}) across Hall's triad of cultural visibility (visible, semi-visible, and invisible) in Bengali for West Bengal (WB) and Bangladesh (BD). Solid lines indicate inter-lingual adaptation, while dashed lines indicate intra-lingual adaptation. For both cultural contexts, most models achieve higher performance in the inter-lingual setting, with a small number of exceptions. In contrast to Arabic and Chinese, the decline in performance from visible to invisible cultural elements is noticeably less pronounced.

Language	Model	Best Method	Score	Worst Method	Score
Arabic	DeepSeek-R1	Couplet (Cultural Equivalent + Paraphrase)	1.00	Cultural Equivalent	0.50
Arabic	Gemini-2.0-Flash	Couplet (Cultural Equivalent + Classifier)	0.86	Couplet (Cultural Equivalent + Neutralization)	0.57
Arabic	GPT-4o	Cultural Equivalent	0.79	Cultural Equivalent + Componential Analysis	0.53
Arabic	Llama-3.3	Couplet (Cultural Equivalent + Accepted Standard Translation)	1.00	Couplet (Cultural Equivalent + Neutralization)	0.50
Arabic	OLMo-2-32B	Couplet (Cultural Equivalent + Literal Translation)	1.00	Cultural Equivalent + Labeling	0.50
Arabic	Qwen-2.5-Max	Transference	0.78	Paraphrase	0.57
Bengali	Claude-3.7-Sonnet	Couplet (Transference + Naturalization)	1.00	Componential Analysis	0.46
Bengali	DeepSeek-R1	Couplet (Cultural Equivalent + Accepted Standard Translation)	0.90	Cultural Equivalent	0.41
Bengali	Gemini-2.0-Flash	Cultural Equivalent + Labeling	0.80	Cultural Equivalent + Label	0.43
Bengali	GPT-4o	Literal Translation	0.88	Paraphrase	0.41
Bengali	Llama-3.3	Couplet (Cultural Equivalent + Literal Translation)	0.90	Cultural Equivalent	0.43
Bengali	Qwen-2.5-Max	Couplet (Cultural Equivalent + Paraphrase)	0.81	Transference	0.42
Chinese	DeepSeek-R1	Cultural Equivalent	1.00	Cultural Equivalent	0.50
Chinese	Gemini-2.0-Flash	Couplet (Transference + Labeling)	0.79	Couplet (Cultural Equivalent + Paraphrase)	0.53
Chinese	GPT-4o	Couplet (Cultural Equivalent + Accepted Standard Translation)	1.00	Couplet (Cultural Equivalent + Paraphrase)	0.50
Chinese	Llama-3.3	Cultural Equivalent	1.00	Cultural Equivalent	0.50
Chinese	OLMo-2-32B	Cultural Equivalent	1.00	Cultural Equivalent	0.51
Chinese	Qwen-2.5-Max	Couplet (Cultural Equivalent + Naturalization)	1.00	Couplet (Cultural Equivalent + Literal Translation)	0.51

Table 10: Best- and worst-performing adaptation methods (by average CSI score) for each language–model pair. “Couplet” denotes a combination of two translation strategies. Cultural Equivalent is abbreviated as CE in the main text.

H Prompts Used for Evaluation

H.1 CSI Identification

You are a highly skilled and culturally aware agent with expertise in identifying Culture-Specific Items (CSIs). CSIs are words, phrases, or concepts that are specific to a particular culture or carry significant cultural meaning. They depend on cultural context and can vary widely across cultures. CSIs encompass natural elements like animals, plants, and environmental features (ecology); physical objects like food, clothing, housing, and tools (material culture); activities related to work and leisure (social culture); political, social, legal, religious, and artistic concepts (organizations, customs, and ideas); and non-verbal communication or behaviors like gestures and habits.

Your task is to identify the CSI(s) in the given sentence and enclose them with '<CSI>' and '</CSI>' tags. The CSIs in this task will mostly pertain to American/Western/British Culture, so prioritize identifying items specific to these cultural contexts. Do not add any explanations, notes, or unnecessary text—only provide the revised sentence with the CSI(s) properly tagged.

One example input-output pair is given below for your reference: Input: They're tailgating before the football game with grills and coolers in the parking lot. Output: They're <CSI> tailgating </CSI> before the football game with grills and coolers in the parking lot.

Now process the following sentences exactly as instructed: Input:

Figure 11: Evaluation Prompt for CSI Identification Task.

H.2 CSI Prediction

You are a highly skilled and culturally aware agent with expertise in predicting Culture-Specific Items (CSIs). CSIs are words, phrases, or concepts that are specific to a particular culture or carry significant cultural meaning. They depend on cultural context and can vary widely across cultures. CSIs encompass natural elements like animals, plants, and environmental features (ecology); physical objects like food, clothing, housing, and tools (material culture); activities related to work and leisure (social culture); political, social, legal, religious, and artistic concepts (organizations, customs, and ideas); and non-verbal communication or behaviors like gestures and habits.

You'll be given inputs where each sentence will contain a '[MASK]' tag, where the CSI has been masked. The CSI is surrounded with a beginning <CSI> tag and an ending </CSI> tag. Your task is to predict the most appropriate CSI to fill in the '[MASK]' based on the surrounding context. The CSIs in this task will mostly pertain to American/Western/British Culture, so prioritize predicting items specific to these cultural contexts.

Replace the [MASK] with the predicted CSI. Do not add any explanations, notes, or unnecessary text—only provide the revised sentence with the predicted CSI filled in.

One example input-output pair is given below for your reference: Input: "Every Friday night, her grandmother heads to the local <CSI> [MASK]</CSI>, a ritual she has enjoyed for decades."

Output: "Every Friday night, her grandmother heads to the local <CSI> bingo hall</CSI>, a ritual she has enjoyed for decades."

Now process the following sentences exactly as instructed:

Input:

Figure 12: Evaluation Prompt for CSI Prediction Task.

H.3 CSI Adaptation

You are an expert in cultural adaptation and linguistic transformation with a deep understanding of Bengali/Chinese/Arabic culture, traditions, and social practices. You specialize in providing culturally sensitive adaptations that align with the values, norms, and etiquette of Bengali/Chinese/Arabic people. You will be given an input sentence containing Culture-Specific Items (CSIs) that mostly pertain to American/Western/British Culture. Your task is to adapt sentences containing <CSI> tags into the context of Bengali/Chinese/Arabic society, ensuring both cultural relevance and linguistic accuracy. You can use one or a combination of the following methods appropriate for adaptation:

1. Transference: Keep the original word unchanged in the adaptation.
2. Cultural Equivalent: Use a similar term from the target culture.
3. Neutralization: Explain what the term means or does.
4. Literal Translation: Translating the word directly to target culture.
5. Label: Add a brief explanation or tag to the term.
6. Naturalization: Adapt the word to fit the target language's spelling or sound.
7. Componential Analysis: Break the term into parts and explain each.
8. Deletion: Remove unnecessary words or phrases.
9. Couplet: Combine two adaptation methods
10. Accepted Standard Translation: Use a commonly accepted adaptation.
11. Paraphrase or Gloss: Give a longer explanation or footnote.
12. Classifier: Add a general category to clarify the term's meaning.

Your task is to adapt the following sentences containing <CSI> tags into Bengali/Chinese/Arabic culture. Replace inside the <CSI> tags with culturally relevant practices, behaviors, or terms. Do not remove the <CSI> tags. In case there is no cultural equivalent in the target culture, return 'Non-transferable'.

Provide both Intra-lingual adaptation (Contextualized for Bengali culture but written in English) and Inter-lingual adaptation (Translated and adapted into Bengali/Chinese/Arabic for each input. Ensure cultural accuracy, politeness, and respect in all adaptations. Also output what method you used for the adaptation. The output format should be [Intra-lingual adaptation, Inter-lingual adaptation, Adaptation method used]. Do not add any explanation.

Now adapt the following sentences:

Input:

Figure 13: Evaluation Prompt for CSI Adaptation Task.