

Area-universality in Outerplanar Graphs

Ravi Suthar, Raveena, Krishnendra Shekhawat

Department of Mathematics, Birla Institute of Technology and Science, Pilani, Pilani Campus, Vidya Vihar, Pilani, Rajasthan 333031, India

Abstract. A rectangular floorplan is a partition of a rectangle into smaller rectangles such that no four rectangles meet at a single point. Rectangular floorplans arise naturally in a variety of applications, including VLSI design, architectural layout, and cartography, where efficient and flexible spatial subdivisions are required. A central concept in this domain is that of area-universality: a floorplan (or more generally, a rectangular layout) is area-universal if, for any assignment of target areas to its constituent rectangles, there exists a combinatorially equivalent layout that realizes these areas.

In this paper, we investigate the structural conditions under which an outerplanar graph admits an area-universal rectangular layout. We establish a necessary and sufficient condition for area-universality in this setting, thereby providing a complete characterization of admissible outerplanar graphs. Furthermore, we present an algorithmic construction that guarantees that the resulting layout is always area-universal.

Keywords: Graph Theory, Graph Algorithms, Complex Triangle, Outerplanar Graph, Rectangular Floorplan, Area-universal layout

1 Introduction

The rectangular layout is a fundamental concept that involves strategic arrangements of non-overlapping rectangles (modules) within a rectangular space. Additionally, it ensures that there are no intersecting joints formed by any four non-overlapping modules within the layout. The rectangular layout has broad application in cartography [12], architecture [2], VLSI circuit design [19], and graph drawings. This paper explores the idea of area-universal rectangular layouts using a graph-theoretic approach. The notion of area-universal layouts [4] emerges as an essential instrument for generating diverse rectangular arrangements that accommodate specific area assignments while preserving the consistent adjacency configurations defined by the adjacency graphs. From a mathematical perspective, the area-universal layouts can be represented through graphs, wherein each room or module within the layout is represented as a vertex, and the adjacency (i.e., the physical connection or proximity between rooms) is denoted by an edge connecting the corresponding vertices. The central challenge lies in determining whether the graph that captures these adjacency constraints can accommodate every possible assignment of areas to its rectangles while preserving the adjacencies and connectivity among the modules. Area-universal rectangular layouts of graphs serve a vital role in various fields [11,1], particularly in VLSI design, where the rectangles represent circuit components and their common boundaries model adjacency requirements. During the early stages of VLSI design, when chip component areas are not yet specified, only the relative positions of the components matter. However, later design stages require specific component areas, which an area-universal layout accommodates, simplifying the design process. Past works [17,18] have presented heuristic algorithms for computing rectangular layouts based on given area assignments.

1.1 Preliminary

A graph $\mathcal{G} = (V, E)$ is a fundamental combinatorial structure consisting of a finite set of vertices V and a set of edges E , where each edge connects a pair of distinct vertices in V . A graph \mathcal{G} is *biconnected* if, for every pair of distinct vertices $u, v \in V(\mathcal{G})$, there exist at least two vertex-disjoint paths between u and v . A graph is called planar if it can be drawn on the plane in such a way that its edges intersect only at their shared endpoints, thereby allowing a crossing-free representation. Such a drawing of a planar graph in the plane without edge crossings is referred to as a plane graph or a plane embedding. In this paper, the *order* of a graph \mathcal{G} denotes $|V|$, the number of vertices of \mathcal{G} .

Definition 1. In a plane graph, a separating triangle [16] is a cycle of three edges (u, v, w) such that at least one vertex of the graph lies in the interior region bounded by this cycle (see Figure 1a).

Definition 2. A properly triangulated plane graph (PTPG) [9] is a connected plane graph which satisfies the following properties: (see Figure 1b)

1. Exterior face has length ≥ 4 ,
2. Every face (except the exterior) is a triangle (bounded by three edges),
3. It does not contain a separating triangle (ST).

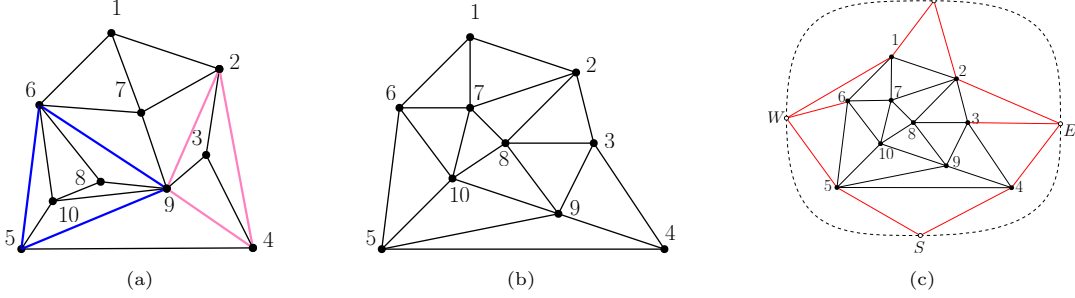


Fig. 1: (a) Presence of separating triangles (2, 4, 9), (6, 9, 10), and (6, 9, 5). (b) A properly triangulated plane graph (PTPG). (c) An *extended graph* of a PTPG.

Definition 3. A graph \mathcal{G} is said to be outerplanar if it admits a plane embedding in which all vertices lie on the boundary of the exterior face.

Let \mathcal{G} be a plane triangulated graph. If \mathcal{G} can be augmented by adding four external vertices, called the *cardinal vertices* and denoted by N, W, S , and E , placed on the outer face in clockwise order (see Figure 1c), such that the resulting graph $E(\mathcal{G})$ satisfies the following properties: (i) every interior face of $E(\mathcal{G})$ is a triangle and the exterior face is a quadrilateral; and (ii) $E(\mathcal{G})$ contains no separating triangles, then we call $E(\mathcal{G})$ an *extended graph* of \mathcal{G} . A plane triangulated graph \mathcal{G} that admits such an augmentation is called a *proper graph*. If, in addition, \mathcal{G} is outerplanar, then the corresponding extended graph $E(\mathcal{G})$ is called an *extended outerplanar graph* (see Figure 2a).

Definition 4. Regular edge labeling [REL] [8]: A regular edge labeling for a biconnected PTPG \mathcal{G} with four outer vertices N, W, S, E (ordered counterclockwise), constitutes a partition and orientation of its interior edges into two disjoint subsets, T_1 (represented using blue color) and T_2 (represented using red color), satisfying the following conditions:

- (I) For every interior vertex v , the incident edges are arranged counterclockwise around v in the sequence:
 - Directed toward v : incoming T_1 edges.
 - Directed away from v : outgoing T_2 edges
 - Directed away from v : outgoing T_1 edges
 - Directed toward v : incoming T_2 edges
- (ii) Edges incident to vertex N are included in T_1 and are directed toward N . Conversely, edges incident to W are part of T_2 and are directed away from W . Edges incident to S are contained in T_1 and are directed away from S , while edges incident to E lie in the set T_2 and are directed toward E .

Definition 5. A flippable edge [5] in a REL is an edge e that is not incident to any degree-four vertex, and must be a diagonal of a four-cycle whose edges are alternately labeled in the REL. Furthermore, if an edge is flippable, its label can be changed without affecting the rest of the labeling. In Figure 2b, edges (5, 7) and (4, 8) are flippable, and the REL obtained after flipping these edges is shown in Figure 2c.

Definition 6. Floor plan (\mathcal{F}) [14]: A floor plan (layout) decomposes a polygon into smaller component polygons via straight-line segments. The outer polygon is called boundary of the floor plan, while the smaller component polygons are termed modules. Two modules are adjacent if they share a wall segment; mere point contact (four joint where four line segments meet) does not constitute adjacency. A special class of floor plans is the rectangular floor plan (RFP), in which the boundary and all modules are rectangular.

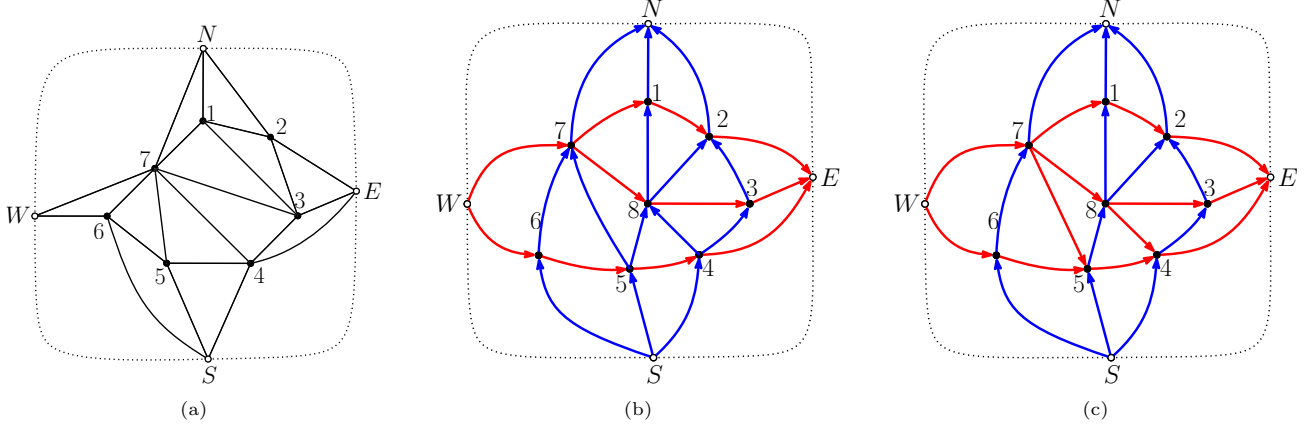


Fig. 2: (a) An extended outerplanar graph. (b) Presence of flippable edges (5, 7) and (4, 8). (c) Altered labels of the flippable edges (5, 7) and (4, 8).

Definition 7. A rectangular layout \mathcal{F} is said to be area-universal [4] if for every assignment of positive areas to the rectangles of \mathcal{F} , there exists a drawing of \mathcal{F} in the plane in which each rectangle realizes its assigned area. In such a drawing, only the sizes of the rectangles may change; the combinatorial structure of \mathcal{F} (i.e., the adjacencies between rectangles) must remain exactly the same as in the original layout.

1.2 Motivation and Contributions

A significant amount of research has focused on the construction of rectangular floor plans. In 1985, Kozminski and Kinnen [9] showed that a PTPG admits a rectangular floor plan if and only if it can be augmented with four external vertices such that the resulting *extended graph* satisfies the following two properties: (i) every interior face is a triangle and the exterior face is a quadrilateral; and (ii) the extended graph contains no separating triangles. Later, Kant and He [8] introduced the concept of *regular edge labeling* and proposed two linear-time algorithms for computing such labelings. They proved that for any extended graph $E(\mathcal{G})$, a regular edge labeling can be found in linear time, and that the corresponding rectangular floor plan defined by this labeling can also be constructed in linear time. Regular edge labelings have also been investigated by Fusy [[6], [7]], who introduced the term transversal structures for this concept. These labelings are strongly connected to other edge-coloring frameworks on planar graphs, which are useful for representing straight-line drawings and orthogonal polyhedral structures [3].

A plane graph may admit multiple extended graphs and multiple rectangular layouts with respect to these extended graphs, not all of which are area-universal. Rinsma [13] demonstrated explicit examples where specific outerplanar graphs with given area assignments could not be realized by any rectangular layout. Motivated by architectural floor plans, where only a subset of room adjacencies may be specified, Rinsma [15] considered the following related problem: given a tree T , does there exist a rectangular layout L such that T is a spanning tree of the dual graph of L ? She proved that such a layout always exists. However, the layouts produced by her algorithm are not necessarily area-universal.

To address the open problems posed by Rinsma, Eppstein et al. [5] established a geometric characterization that is both necessary and sufficient for a rectangular layout to be area-universal (see Theorem 1). In addition, they modified Rinsma’s construction to produce area-universal layouts and proved that for every tree T , there exists an area-universal rectangular layout \mathcal{F} such that T is a spanning tree of the dual graph of \mathcal{F} .

In a rectangular layout \mathcal{F} , a line segment is defined as a sequence of consecutive inner edges of \mathcal{F} . A line segment is said to be maximal if it is not contained within any other line segment. Moreover, a maximal line segment is one-sided if it is a side of at least one rectangle in a rectangular layout.

Theorem 1. A rectangular layout \mathcal{F} is said to be area-universal if and only if every internal maximal line segment of \mathcal{F} is one-sided. [5]

The rectangular layout depicted in Figure 3a is not area-universal, since the maximal internal line segment o (highlighted in bold) does not align with the side of any rectangle. In contrast, the rectangular layout shown in Figure 3b is area-universal, as every maximal line segment aligns with the side of some rectangle.

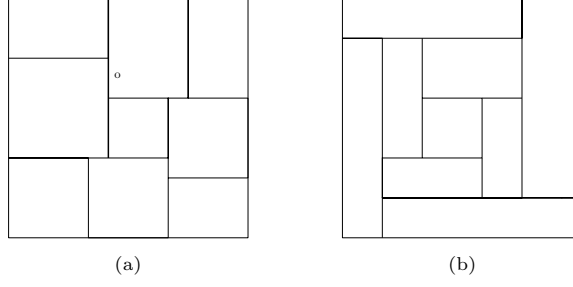


Fig. 3: (a) A rectangular layout that is not area-universal. (b) An area-universal rectangular layout.

Eppstein et al. [5] proposed an algorithm to construct area-universal rectangular layouts. However, these algorithms are not fully polynomial, but are fixed-parameter tractable for a parameter related to the number of separating four-cycles in \mathcal{G} . As a result, the problem remains computationally difficult in the general case. Later studies have therefore emphasized restricted graph classes. For instance, Kumar et al. [10] identified a family of rectangularly dualizable graphs (RDGs) for which every RDG can be realized as an area-universal rectangular layout in polynomial time.

Outerplanar graphs, which have all their vertices on the boundary of a single face when embedded in the plane, are fascinating due to their structural properties. In this paper, we determine graph-theoretic properties of outerplanar graphs that admit area-universal rectangular layouts. In Section 2, we establish necessary and sufficient conditions for biconnected outerplanar graphs to admit such layouts. In Section 3, we present constructive methods for generating area-universal rectangular layouts and describe several sufficient construction techniques. Furthermore, in Section 4, we outline an additional construction that enables the generation of all possible area-universal rectangular layouts corresponding to a given biconnected outerplanar graph. Hence, we enumerate all area-universal layouts that can be constructed while satisfying the prescribed adjacency constraints.

2 Necessary and Sufficient Condition

We endeavour to establish a comprehensive understanding of outerplanar graphs that can accommodate area-universal layouts while also identifying those that cannot. The illustration presented in Figure 4 showcases the smallest graph known to lack an area-universal layout. It has been established in [4] that a layout qualifies as area-universal if and only if it adheres to the criterion of being one-sided. An area-universal layout is characterized by the property that every maximal line segment serves as a side of at least one rectangle in the layout. Theorem 2 outlines the essential requirements needed to determine whether an outerplanar graph can have an area-universal layout, which is also known as a one-sided layout. Eppstein et al. [5] showed that if a regular edge labeling contains a flippable edge, then the corresponding rectangular layout has at least one maximal line segment that is not one-sided. The following lemma will be used throughout the paper.

Lemma 1. [5] *Let \mathcal{G} be a plane graph and let $E(\mathcal{G})$ denote its extended graph. Let $r(\mathcal{G})$ be a regular edge labeling of $E(\mathcal{G})$, and let \mathcal{F} be the rectangular floor plan corresponding to $r(\mathcal{G})$. Then \mathcal{F} is area-universal if and only if $r(\mathcal{G})$ contains no flippable edge.*

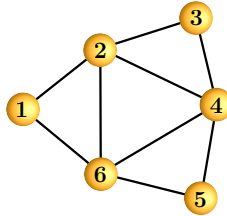


Fig. 4: The smallest outerplanar graph G not possessing any area-universal layout

Theorem 2. *Let \mathcal{G} be a biconnected outerplanar triangulated graph of order $n > 3$. Then there exists at least one extended graph $E(\mathcal{G})$ of \mathcal{G} that admits an area-universal rectangular layout if and only if \mathcal{G} contains exactly two vertices of degree two.*

Proof. Considering \mathcal{G} as a biconnected outerplanar triangulated graph implies that the minimum degree of \mathcal{G} is at least two. We define its weak dual T by introducing one vertex for each interior triangular face and joining two such vertices whenever the corresponding faces share an internal edge (see Figure 5). It follows that T is a tree. Each leaf of T corresponds to a triangular face of \mathcal{G} that shares exactly one internal edge, where the opposite boundary vertex in \mathcal{G} has degree two. Thus, the degree-2 vertices of \mathcal{G} are in one-to-one correspondence with the leaves of T . Moreover, since every tree with $|V(T)| > 1$ has at least two leaves, \mathcal{G} must contain at least two degree-2 vertices whenever $n > 3$.

First, we assume that \mathcal{G} has exactly two degrees-2 vertices. We aim to demonstrate the existence of an *extended graph* that admits an area-universal rectangular layout. To this end, we present an algorithm (see Algorithm 1) that augments \mathcal{G} to obtain an extended graph $E(\mathcal{G})$ such that every rectangular layout corresponding to any regular edge labeling of $E(\mathcal{G})$ is area-universal. By proving that this algorithm consistently generates an area-universal layout for any biconnected outerplanar graph having two degree-2 vertices, we establish the validity of this statement.

Conversely, assuming that an area-universal layout exists corresponding to an extended graph $E(\mathcal{G})$, then we need to show that the proper graph \mathcal{G} has exactly two degree-2 vertices. Here, we will prove the contrapositive statement. For that, we assume that \mathcal{G} has at least three (say $k(k > 2)$) vertices of degree two, then its weak dual T has at least three leaves and therefore, T must contain at least one vertex of degree three. In T , a vertex of degree three corresponds to a interior triangular face (a triangular face $F = \{v_1, e_1, v_2, e_2, v_3, e_3, v_1\}$, each of whose three edges is shared with another triangular face) in \mathcal{G} (see Figure 5). Now consider a biconnected outerplanar graph \mathcal{G} that contains an interior triangular face (v_1, v_2, v_3) , which corresponds to a degree-three vertex in the weak dual of \mathcal{G} . Let $E(\mathcal{G})$ be any extended graph of \mathcal{G} . Constructing $E(\mathcal{G})$ requires augmenting \mathcal{G} by adding four cardinal vertices. This augmentation induces a partition of the outer boundary of \mathcal{G} into four contiguous vertex paths (P_1, P_2, P_3, P_4) that appear in clockwise order along the outer face. Each cardinal vertex is adjacent to all vertices in its corresponding path P_i , for $1 \leq i \leq 4$. The augmentation is performed such that the resulting graph remains triangulated and contains no separating triangles. For any partition of the outer boundary of \mathcal{G} into four contiguous paths in the augmentation process, if a degree-2 vertex lies on exactly one boundary path, consequently it create a separating triangle. Thus, no single path can contain a degree-2 vertex, each degree-2 vertex is necessarily shared by at least two boundary paths. It follows that the vertices v_1, v_2, v_3 of the triangular face must lie on different paths, and consequently, the associated modules are positioned along different cardinal directions (N, W, S, E) . Without loss of generality, let v_1, v_2 , and v_3 lie on the boundary paths P_1, P_2 , and P_3 , respectively. Consequently, the modules associated with v_1, v_2 , and v_3 are positioned along the N, E , and S cardinal directions, respectively. Since v_1, v_2 , and v_3 are pairwise adjacent and lie on three distinct boundary paths, two of the corresponding modules appear collinear in the rectangular layout, while the third module is orthogonal to these two. In the REL, there are precisely three possible labeling patterns among v_1, v_2 , and v_3 that realize this configuration (see Figure 5).

- (i) $(v_1, v_2), (v_3, v_2) \in T_2$ and $(v_3, v_1) \in T_1$.
- (ii) $(v_3, v_1), (v_2, v_1) \in T_1$ and $(v_3, v_2) \in T_2$.
- (iii) $(v_3, v_1), (v_3, v_2) \in T_1$ and $(v_1, v_2) \in T_2$.

Let $\alpha_1 (\neq v_3)$ be a common neighbour of the vertices v_1 and v_2 . Depending on the adjacency in the graph \mathcal{G} , either α_1 lies on the path P_1 or on the path P_2 . In both cases, the edge (v_1, v_2) is the diagonal of the alternately labeled four-cycle $(v_2 - \alpha_1 - v_1 - v_3)$ in the REL, and hence (v_1, v_2) is a flippable edge (see Figure 6). Moreover, in this configuration the edge (v_3, v_2) is also flippable. Let $\alpha_2 (\neq v_1)$ be a common neighbour of the vertices v_3 and v_2 . Depending on the adjacency in the graph, either α_2 lies on the path P_2 or on the path P_3 . In both scenarios, the edge (v_3, v_2) is the diagonal of the alternately labeled four-cycle $(v_3 - \alpha_2 - v_2 - v_1)$, and is therefore flippable (see Figure 6).

Case (ii) can be derived directly from Case (i). In Case (i), the edge (v_1, v_2) belongs to T_2 ; after flipping its label so that $(v_2, v_1) \in T_1$, we obtain the configuration of Case (ii), in which (v_2, v_1) remains a flippable edge. Similarly, Case (iii) can be derived from Case (i) by starting with $(v_3, v_2) \in T_2$ and flipping its label so that $(v_3, v_2) \in T_1$, yielding the configuration of Case (iii), where (v_3, v_2) is still a flippable edge.

Therefore, there always exists a flippable edge among (v_1, v_2) , (v_1, v_3) , and (v_2, v_3) , where $v_i, 1 \leq i \leq 3$, are the vertices of the triangular face corresponding to a degree-3 vertex of the weak dual, depending on the *extended graph* $E(\mathcal{G})$ and the adjacencies in the outerplanar graph \mathcal{G} .

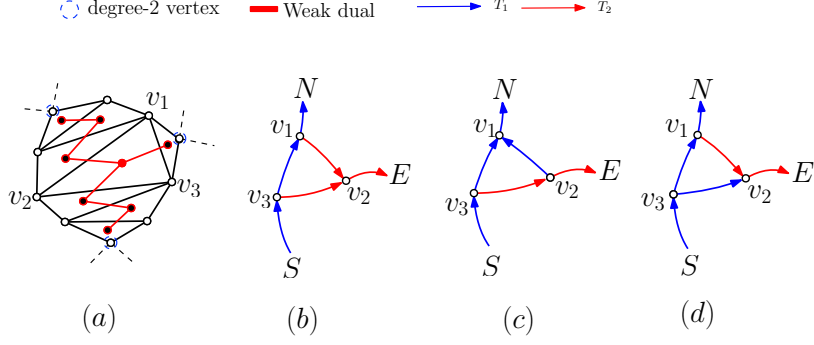


Fig. 5: (a) Paths are separated by degree-2 vertices. (b-d) Three possible labeling patterns among v_1, v_2 , and v_3 .

□

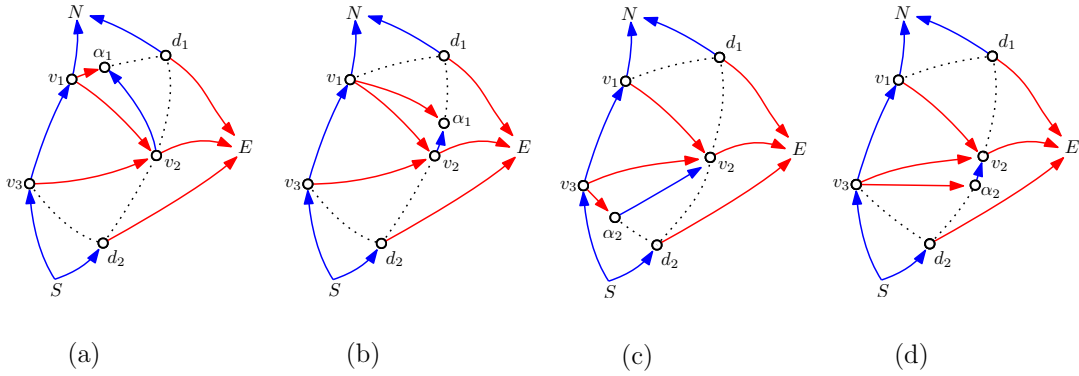


Fig. 6: (a-b) edge (v_1, v_2) is flippable, (c-d) edge (v_3, v_2) is flippable.

Remark: An outerplanar graph with exactly two vertices of degree two admits at least one extended graph that corresponds to an area-universal rectangular layout. However, not every extension of such an outerplanar graph yields an area-universal layout. As illustrated in Figure 7, the same outerplanar graph \mathcal{G} can be augmented in two different ways to obtain extended graphs $E(\mathcal{G})$. One of these augmentations produces an area-universal layout (see Figure 7b), whereas the other does not (see Figure 7a). This observation highlights the importance of carefully selecting the augmentation. Consequently, it is essential to characterize structural properties of the *extended* outerplanar graph. Theorem 3 identifies the specific types of augmentations that must be avoided in order to obtain an extended graph admitting an area-universal rectangular layout.

Theorem 3. *Let \mathcal{G} be an outerplanar graph having exactly two vertices of degree two, and $E(\mathcal{G})$ be its extended graph. If $E(\mathcal{G})$ admits area-universal rectangular layout, then a vertex $v \in V(\mathcal{G})$ must be adjacent to exactly three cardinal vertices in $E(\mathcal{G})$.*

Proof. Let \mathcal{G} be a biconnected outerplanar graph of order $n > 3$. In order to obtain *extended* outerplanar by augmentation, it is not possible for all four cardinal vertices to be adjacent to a single vertex of the outerplanar graph. Likewise, it is also impossible for each vertex of the outerplanar graph to be adjacent only to one cardinal vertex in the *extended* graph (due to triangulation in *extended* outerplanar graph). Assuming that no vertex is adjacent to exactly three cardinal vertices, there must then exist precisely four vertices, denoted by $\mathcal{C} = \{v_{NE}, v_{SE}, v_{WS}, v_{NW}\}$, each of which is adjacent to exactly two cardinal vertices in the extended graph $E(\mathcal{G})$. Without loss of generality, assume that v_{NE} lies in the North-East corner (that is, adjacent to N and E), v_{SE} in the South-East corner, v_{WS} in the West-South corner, and v_{NW} in the North-West corner (see Figure 8a). If the edges (v_{NE}, v_{SE}) , (v_{SE}, v_{WS}) , (v_{WS}, v_{NW}) , and (v_{NW}, v_{NE}) exist, then this configuration represents the simplest form that does not admit an area-universal layout (see Figure 7a).

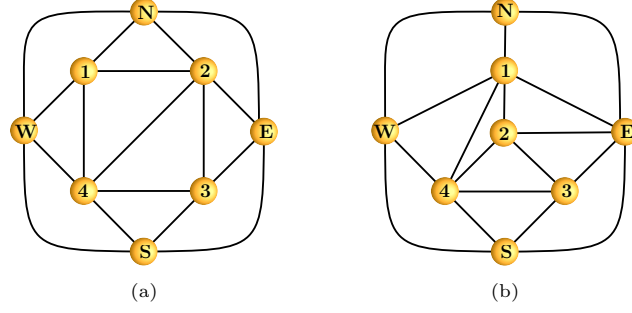


Fig. 7: (a) An extended outerplanar graph that does not admit an area-universal layout. (b) An extended outerplanar graph that admits an area-universal layout.

Since \mathcal{G} is outerplanar, each vertex must be adjacent to at least one cardinal vertex in the *extended* outerplanar graph $E(\mathcal{G})$. Consequently, all vertices in $V(\mathcal{G}) \setminus \{v_{NE}, v_{SE}, v_{WS}, v_{NW}\}$ are adjacent to exactly one cardinal vertex. We define a path in \mathcal{G} to be *non-trivial* if it is of length at least three and its endpoints lie in \mathcal{C} in the prescribed order. We now examine the conditions under which there exists at least one non-trivial path among the vertices of \mathcal{C} .

- 1). Suppose there exists exactly one non-trivial path in \mathcal{G} . Without loss of generality, let p_1 be a non-trivial path from v_{NE} to v_{SE} , denoted by $p_1 = \{u_1, u_2, \dots, u_k\}$, where $u_1 = v_{NE}$ and $u_k = v_{SE}$. In this case, all the edges (u_j, u_i) , $\forall j > i$ are labeled as T_1 (likewise if end points of a non-trivial path are v_{NW} and v_{NE} , then edges labeled as T_2) in each REL. Furthermore, there must exist a vertex $u_c \in p_1$ that is adjacent to both v_{NW} and v_{WS} . Consequently, either the set $\{u_c, u_{c-1}, v_{NW}, v_{WS}\}$ or the set $\{u_c, u_{c+1}, v_{WS}, v_{NW}\}$ (see Figures 8b and 8c) labeled alternately in the REL. Hence, a flippable $((u_c, v_{NW})$ or $(u_c, v_{WS}))$ edge necessarily exists in this configuration.

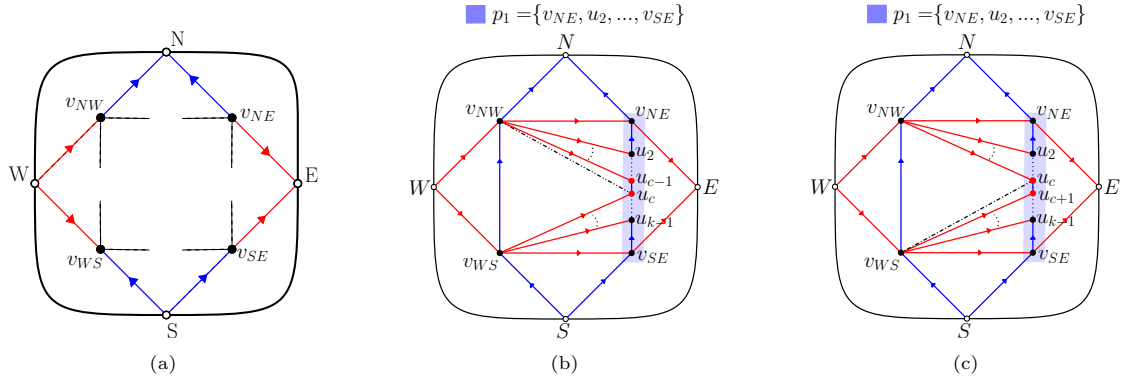


Fig. 8: (a) Adjacency of vertices v_{NE}, v_{SE}, v_{WS} , and v_{NW} with cardinal vertices. (b) Existence of flippable edge (v_{NW}, u_c) . (c) Existence of flippable edge (u_c, v_{WS}) ,

- 2). If there exist exactly two non-trivial paths, say p_1 and p_2 , then the analysis can be divided into two subcases: (i) when the two paths are consecutive, and (ii) when the two paths are non-consecutive.

- 2.1). Let p_1 and p_2 be two consecutive non-trivial paths. Without loss of generality, let $p_1 = \{u_{11}, u_{12}, \dots, u_{1k_1}\}$, $p_2 = \{u_{21}, u_{22}, \dots, u_{2k_2}\}$, where $u_{11} = v_{NE}$, $u_{1k_1} = u_{2k_2} = v_{SE}$, and $u_{21} = v_{WS}$. This configuration can be further subdivided into three distinct cases.

- i The adjacencies of the graph are such that $\deg(v_{WS}) = \deg(v_{SE}) = \deg(v_{NE}) = 2$ and $\deg(v_{NW}) > 2$. By Theorem 2, it follows that \mathcal{G} does not admit an area-universal layout.
- ii Either there exists a vertex $u_{1c} \in p_1$ that is adjacent to both v_{NW} and v_{WS} , or there exists a vertex $u_{2c} \in p_2$ that is adjacent to both v_{NW} and v_{NE} . This situation can be resolved by an argument analogous to that of Case 1 (see Figures 9a and 9b).

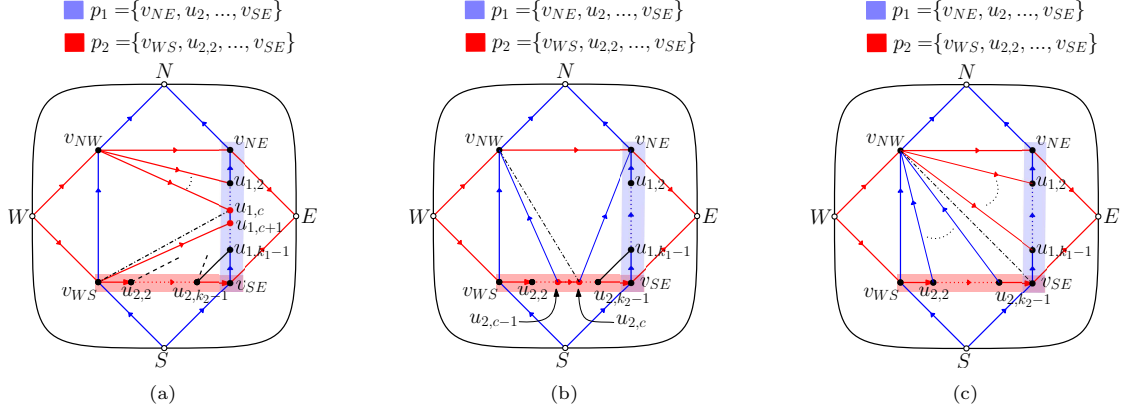


Fig. 9: (a) Existence of a flipable edge $(v_{WS}, u_{1,c})$. (b) Existence of a flipable edge $(v_{NW}, u_{2,c})$. (c) Existence of a flipable edge (v_{NW}, v_{SE})

iii When $\deg(v_{NW}) = n - 1$, it is straightforward to verify that the edge (v_{NW}, v_{SE}) is a flipable edge (see Figure 9c).

2.2). Let p_1 and p_2 be two non-consecutive non-trivial paths. Without loss of generality, let $p_1 = \{u_{11}, u_{12}, \dots, u_{1, k_1-1}, u_{1, k_1}\}$, where $u_{11} = v_{NE}$, $u_{1, k_1} = v_{SE}$ and $p_2 = \{u_{21}, u_{22}, \dots, u_{2, k_2-1}, u_{2, k_2}\}$, where $u_{21} = v_{NW}$, $u_{2, k_2} = v_{WS}$. Note that v_{NW} and v_{NE} cannot both have degree 2, and likewise v_{WS} and v_{SE} cannot both have degree 2. For $x \in \{NW, NE, SE, WS\}$ with $\deg(v_x) > 2$ we associate an index $m \in \{1, 2\}$ by

$$m = \begin{cases} 1, & x \in \{NW, WS\}, \\ 2, & x \in \{NE, SE\}, \end{cases}$$

Let $p_m = \{u_{m1}, u_{m2}, \dots, u_{mk_m}\}$ be the path whose vertices may be adjacent to v_x , listed in the natural order along the path. We call the vertex $u_{m,n} \in p_m$ the *last adjacent vertex* of v_x on p_m if $(v_x, u_{m,n}) \in E(\mathcal{G})$ and if $n > 1$ then $(v_x, u_{m,n-1}) \notin E(\mathcal{G})$; equivalently, $(v_x, u_{m,n}) \in E(\mathcal{G})$ and, if $n < k_m$, then $(v_x, u_{m,n+1}) \notin E(\mathcal{G})$. If u is any neighbour of v_x on the opposite path of p_m , then either the edge $(u_{m,n}, u)$ or the edge $(u_{m,n}, v_x)$ is a flipable edge (see Figures 10a and 10b).

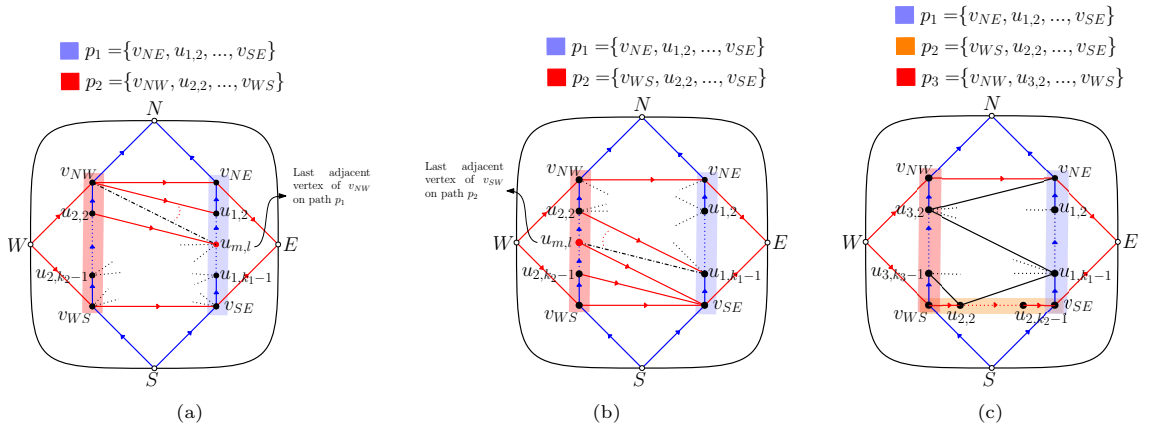


Fig. 10: (a) Existence of a flipable edge $(v_x, u_{m,l})$, $x = NW$, $m = 1$, (b) Existence of a flipable edge $(u_{m,l}, u)$, $m = 2$ and $u = u_{1, k_1-1}$ (c) $\deg(v_{NW}) = \deg(v_{SE}) = \deg(v_{WS}) = 2$ in the outerplanar graph \mathcal{G} .

3). If there exist exactly three non-trivial paths, say p_1, p_2 , and p_3 , we may assume without loss of generality that $p_1 = \{u_{11}, u_{12}, \dots, u_{1, k_1}\}$, $u_{11} = v_{NE}$, $u_{1, k_1} = v_{SE}$, $p_2 = \{u_{21}, u_{22}, \dots, u_{2, k_2}\}$, $u_{21} = v_{WS}$, $u_{2, k_2} = v_{ES}$, and $p_3 = \{u_{31}, u_{32}, \dots, u_{3, k_3}\}$, $u_{31} = v_{NW}$, $u_{3, k_3} = v_{WS}$. In such a configuration, it is clear that vertices v_{NW} and

v_{NE} cannot both have degree two. Furthermore, if no vertex on path p_1 is adjacent to v_{WS} , no vertex on path p_3 is adjacent to v_{ES} , and no vertex on path p_1 is adjacent to either v_{NW} or v_{NE} , then the resulting outerplanar graph contains three vertices of degree two (see Figure 10c). Such a graph does not admit an area-universal layout (see Theorem 2). In all other admissible adjacency configurations, exactly two vertices will have degree two, which we analyze further in the following two subcases.

- i When $\deg(v_{NW})$ and $\deg(v_{NE})$ are both greater than two, this situation arises only if there exists a vertex u_{2c} on the path p_2 such that it is adjacent to both v_{NE} and v_{NW} . In this case, we obtain a flippable edge—either (u_{2c}, v_{NW}) or (u_{2c}, v_{NE}) —as already discussed in Case 1 (see Figure 11a).
- ii When $\deg(v_x) > 2$ for some $x \in \{NW, NE\}$, define $m = 3$ if $x = NE$ and $m = 1$ if $x = NW$. Let $u_{m,l}$ denote the last vertex on path p_m adjacent to v_x ; that is, $(v_x, u_{m,l}) \in E(\mathcal{G})$, and if $l < k_m$ then $(v_x, u_{m,l+1}) \notin E(\mathcal{G})$. In this situation, either the edge $(v_x, u_{m,l})$ or the edge $(u_{m,l}, u_{p,2})$ must be flippable, where $p = 2$ if $x = NE$ and $p = 3$ if $x = NW$ (see Figures 11b and 11c).

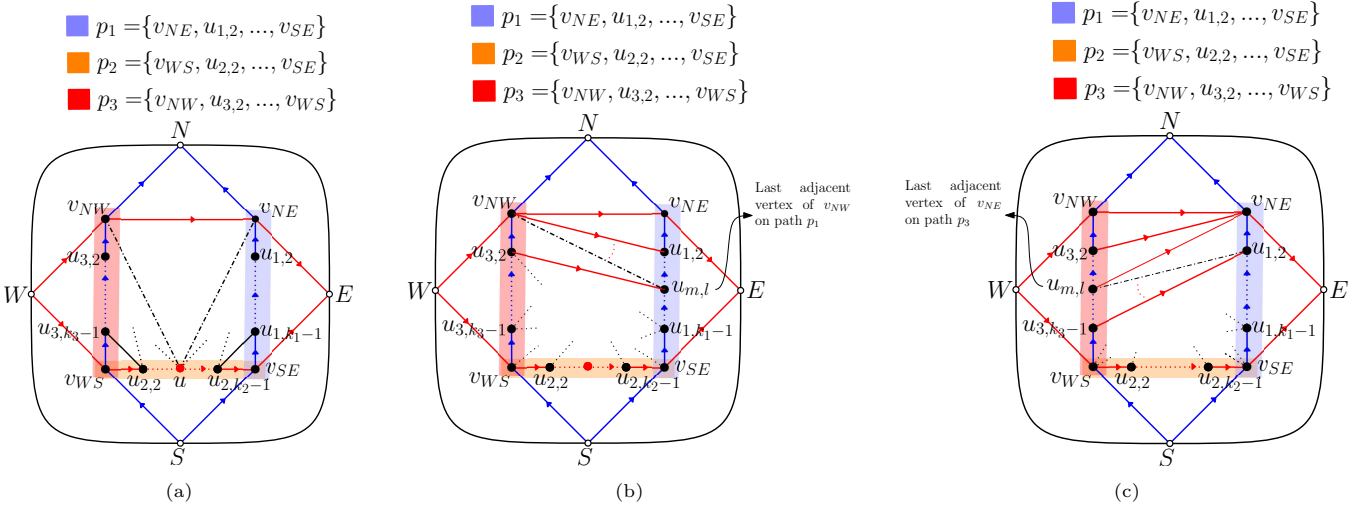


Fig. 11: (a) Existence of a flippable edge either (v_{NW}, u) or (v_{NE}, u) , (b) Existence of a flippable edge $(u_{m,l}, v_x)$, $m = 1$ and $x = NW$, (c) Existence of a flippable edge $(u_{m,l}, u_{p,2})$, $m = 3$ and $p = 1$.

- 4). If there exist exactly four non-trivial paths, say p_1, p_2, p_3 and p_4 , we may assume without loss of generality that $p_1 = \{u_{11}, u_{12}, \dots, u_{1k_1}\}$, $u_{11} = v_{NE}$, $u_{1k_1} = v_{SE}$, $p_2 = \{u_{21}, u_{22}, \dots, u_{2k_2}\}$, $u_{21} = v_{WS}$, $u_{2k_2} = v_{ES}$, $p_3 = \{u_{31}, u_{32}, \dots, u_{3k_3}\}$, $u_{31} = v_{NW}$, $u_{3k_3} = v_{WS}$, and $p_4 = \{u_{41}, u_{42}, \dots, u_{4k_4}\}$, $u_{41} = v_{NW}$, $u_{4k_4} = v_{NE}$. We exclude the configurations that contain three or more degree-2 vertices in the outerplanar graph \mathcal{G} (these are known not to admit an area-universal layout (Theorem 2)). For any consecutive paths p_m, p_n (with $m, n \in \{1, 2, 3, 4\}$ and $n \equiv m + 1 \pmod{4}$), suppose v_x with $x \in \{NW, NE, SE, WS\}$ does not lie on both p_m and p_n . Define $u_{j,k}$ to be the vertex in $(p_m \cup p_n) \cap N(v_x)$ such that if $k > 2$ then $(v_x, u_{j,k-1}) \notin E(\mathcal{G})$ or if $k < k_j$, then $(v_x, u_{j,k+1}) \notin E(\mathcal{G})$. (i.e. the last vertex on p_m or p_n that is adjacent to v_x). Let p_{m+2} denote the path opposite p_m (indices modulo 4). If $u_{j,k}$ lies on p_m (respectively p_n), let u be the neighbor of v_x that lies on the opposite path p_{m+2} . Then either $(u_{j,k}, u)$ or $(u_{j,k}, v_x)$ must be a flippable edge (see Figures 12a and 12b).

In all cases considered above, if no vertex of \mathcal{G} is adjacent to exactly three cardinal vertices in the extended graph $E(\mathcal{G})$, then every regular edge labeling of $E(\mathcal{G})$ contains at least one flippable edge. Consequently, the corresponding rectangular layout cannot be area-universal (see Lemma 1). \square

3 Methodology I: Construction of Area-Universal Rectangular Layouts

To address the area-universal layout problem for biconnected outerplanar graphs, we first need a mechanism that identifies whether the given input graph satisfies the necessary structural condition for such a layout to exist. Specifically, a biconnected outerplanar graph admits an area-universal layout only if it contains exactly two vertices of degree two (see Theorem 2). This condition can be checked in linear time by simply counting degree-2 vertices.

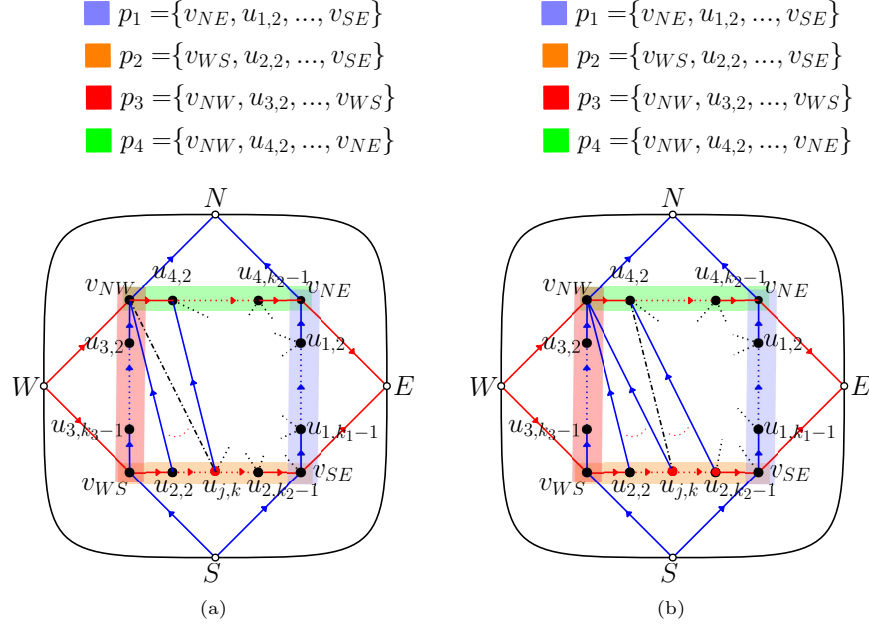


Fig. 12: (a) Existence of a flipable edge either $(v_x, u_{j,k})$, $j = 2, x = NW$ (b) Existence of a flipable edge $(u_{j,k}, u)$, $j = 2$ and $u = u_{4,2}$.

The purpose of OUTER4COMPLETION is to transform a given biconnected outerplanar graph into an *extended* outerplanar graph such that the resulting extension admits an area-universal rectangular layout. In particular, the augmentation ensures that every regular edge labeling of the extended graph $E(\mathcal{G})$ contains no flippable edges.

Notation and helper functions:

- $B = (b_1, \dots, b_n)$: ordered outer-face cycle.
- d_1, d_2 : the two degree-two vertices.
- $\text{CARD} = [N, E, S, W]$: array of the four new cardinal vertices.
- $\text{indexOf}(v, B)$: returns the position of v in B .
- $\text{addEdge}(u, w)$: inserts an edge (u, w) while preserving planarity.
- For $1 \leq i \leq 4$, P_i denote the set of vertices selected from the outer cycle B , listed in the same ordering as they appear in B , and determined by the vertices v, d_1 , and d_2 .
- E_c : set of edges introduced during the augmentation process to construct $E(\mathcal{G})$.

This augmentation procedure is formally described in Algorithm 1. Given a biconnected outerplanar graph \mathcal{G} with outer-face cycle $B = (b_1, \dots, b_n)$, and exactly two degree-2 vertices d_1 and d_2 , the algorithm augments \mathcal{G} by introducing four new vertices N, E, S, W arranged in clockwise order along the boundary. These vertices, collectively denoted as $\text{CARD} = [N, E, S, W]$, serve as the cardinal vertices. A pivot vertex $v \in V$ with degree greater than two is then selected. The outer boundary cycle B is traversed clockwise starting from the successor of v , and is partitioned into four sets P_1, P_2, P_3 , and P_4 determined by the locations of d_1 and d_2 on B .

- P_1 : consisting solely of the vertex v ,
- P_2 : the vertices encountered from v to the first degree-2 vertex d_1 in clockwise order along B ,
- P_3 : the vertices from d_1 to the second degree-2 vertex d_2 in clockwise order along B ,
- P_4 : the remaining vertices from d_2 back to v .

The vertices in P_i , $1 \leq i \leq 4$ are then made adjacent to their designated cardinal vertices, with vertex v itself adjacent to three consecutive cardinal vertices (W, N, E) . Finally, the four cardinal vertices are connected by edges into the four-cycle (N, E, S, W) so that the new exterior face of the augmented graph is a quadrilateral. The output is the augmented graph \mathcal{G}_v that serves as a valid *extended* outerplanar of \mathcal{G} , guaranteeing that it admit an area-universal rectangular layout.

Algorithm 1 Outer4Completion(\mathcal{G}, B, d_1, d_2)

```
1: Input: biconnected outerplanar graph  $\mathcal{G} = (V, E)$ , outer-face cycle  $B = (b_1, \dots, b_n)$  (clockwise), degree-2 vertices  $d_1, d_2$ 
2: Output: augmented graph  $\mathcal{G}_v = (V \cup \{N, E, S, W\}, E \cup E_C)$ 
3:  $V_{>2} \leftarrow \{u \in V : \deg_{\mathcal{G}}(u) > 2\}$ 
4: add vertices  $N, E, S, W$  on outer boundary; CARD =  $[N, E, S, W]$   $\triangleright$  clockwise indices 0..3
5: choose a vertex  $v \in V_{>2}$ 
6:  $\mathcal{G}_v \leftarrow \mathcal{G}$ 
7: addEdge( $v, W$ ), addEdge( $v, N$ ), addEdge( $v, E$ )
8:  $i \leftarrow (\text{indexOf}(v, B) + 1) \bmod n$ 
9:  $P_2 = \phi, P_3 = \phi, P_4 = \phi$ 
10: while true do
11:   append  $B[i]$  to  $P_2$ ;
12:   if  $B[i] = d_1$  or  $B[i] = d_2$  then
13:     append  $B[i]$  to  $P_3$ 
14:      $i \leftarrow (i + 1) \bmod n$ 
15:   break
16:    $i \leftarrow (i + 1) \bmod n$ 
17: for all  $u \in P_2$  do addEdge( $u, E$ )
18: while true do
19:   append  $B[i]$  to  $P_3$ ;
20:   if  $B[i] = d_1$  or  $B[i] = d_2$  then
21:     append  $B[i]$  to  $P_4$ 
22:      $i \leftarrow (i + 1) \bmod n$ 
23:   break
24:    $i \leftarrow (i + 1) \bmod n$ 
25: for all  $u \in P_3$  do addEdge( $u, S$ )
26: while true do
27:   if  $B[i] = v$  then Break
28:   append  $B[i]$  to  $P_4$ 
29:    $i \leftarrow (i + 1) \bmod n$ 
30:    $i \leftarrow (i + 1) \bmod n$ 
31: for all  $u \in P_4$  do addEdge( $u, W$ )
32: addEdge( $\mathcal{G}_v, (N, E)$ ); addEdge( $\mathcal{G}_v, (E, S)$ ); addEdge( $\mathcal{G}_v, (S, W)$ ); addEdge( $\mathcal{G}_v, (W, N)$ )
33: return  $\mathcal{G}_v$   $\triangleright$  success: augmented graph
```

3.1 Correctness and Time Complexity

To establish that the OUTER4COMPLETION procedure always produces an *extended* outerplanar graph that admits an area-universal layout, independent of the particular chosen REL, we rely on the following theorem. Specifically, we show that for any biconnected outerplanar graph \mathcal{G} , if there exists a vertex v with $\deg(v) > 2$ that can be made adjacent to three consecutive cardinal vertices, then the resulting *extended* outerplanar graph admit an area-universal layout corresponding to every possible REL. This claim is formally stated in Theorem 4.

Theorem 4. *Let \mathcal{G} be a biconnected outerplanar graph of order $n > 3$, and let $v \in V(\mathcal{G})$ be a vertex of degree $k > 2$. It is sufficient for $E(\mathcal{G})$ to admit a one-sided rectangular layout (area-universal layout) if v is adjacent to exactly three cardinal vertices in $E(\mathcal{G})$.*

Proof. Let \mathcal{G} be a biconnected outerplanar graph embedded in the plane with its vertices listed in clockwise order. Choose a vertex $v \in V(\mathcal{G})$ of degree more than 2 and make it adjacent to exactly three cardinal vertices; denote the four cardinals in clockwise order by N, E, S, W . Then $V(\mathcal{G})$ is partitioned uniquely into four contiguous boundary paths P_1, P_2, P_3, P_4 . The uniqueness follows from outerplanarity together with the fact that v ($\deg(v) > 2$) is incident to three distinct cardinals (see Figures 13a and 13b). We adopt the convention $P_1 = \{v\}$ and take P_2, P_3, P_4 in clockwise order from v , so that P_2 begins at v and ends at the first degree-2 vertex d_1 , P_3 runs from d_1 to the other degree-2 vertex d_2 , and the remaining boundary vertices (including d_2) lie on P_4 . Any other partition of the outer face into four paths would produce a separating triangle and hence would not correspond to a valid RFP.

Since v belongs to both P_2 and P_4 , realizing the third (non-cardinal) adjacency of v by connecting it to a vertex of either P_2 or P_4 would create a forbidden local configuration (a complex/separating triangle). Therefore, the third

neighbor that witnesses $\deg(v) > 2$ must lie on P_3 ; denote this vertex by $w \in P_3$. With this choice, no adjacency between the vertices of P_2 and the vertices of P_4 is possible (see Figure 13c).

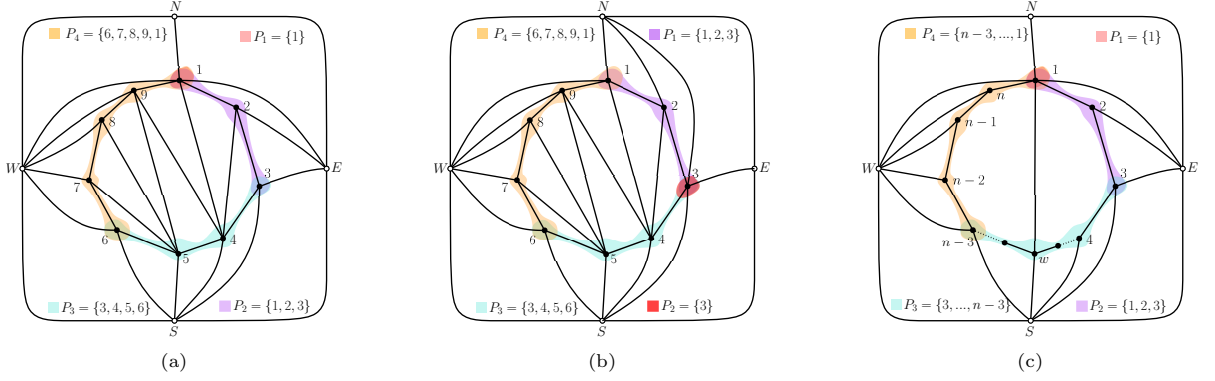


Fig. 13: (a) Unique partition of paths when vertex 1 is adjacent to three cardinal vertices. (b) Multiple partitions are possible in an outerplanar graph, even when vertex 3 is adjacent to three cardinal vertices. (c) The adjacency (u, v) does not exist, where $u \in P_2$ and $v \in P_4$.

Now, vertices in the path P_2 can be adjacent only to vertices in the path P_3 , except for one adjacency with vertex in the path P_1 . Similarly, vertices in the path P_4 can be adjacent only to vertices in the path P_3 , apart from one adjacency with vertex in the path P_1 . Under this partition, there are only two possible four-cycle configurations: either two vertices from one path p_i and two from another path p_j , or one vertex from one path p_i and three from another path p_j . In both cases, an alternating four-cycle, that is, a four-cycle whose edges are alternately colored in the regular edge labeling, cannot occur. Consequently, no flippable edge arises in any REL produced by this construction. Therefore, any REL derived from this augmentation will ultimately yield an area-universal layout. \square

The time complexity of Algorithm 1 can be analyzed as follows. Constructing the set $V_{>2}$ of vertices of degree greater than two requires a single pass over all vertices of \mathcal{G} , which takes $O(n)$ time, where $n = |V|$. The algorithm then selects one pivot vertex v and makes a single call to `indexOf`(v, B), which involves scanning the boundary cycle B once and hence costs $O(n)$ time. The subsequent partitioning of the boundary into three contiguous sets P_2, P_3, P_4 is carried out by advancing a pointer around the outer cycle, and therefore each vertex on B is processed at most once, yielding another $O(n)$ contribution. Attaching vertices of each partition to the designated cardinal nodes incurs a constant number of edge insertions per vertex, also bounded by $O(n)$. Finally, the algorithm adds four edges to close the cycle (N, E, S, W) , which is constant time. Thus the total running time for constructing a four-completion with respect to a single pivot is bounded by $O(n)$, dominated by linear scans of the boundary and degree computations.

4 Methodology II: Construction of Area-Universal Rectangular Layouts

In Section 3, we presented an algorithm that constructs a unique *extended* outerplanar graph when a vertex $v \in V(\mathcal{G})$ is adjacent to exactly three cardinal vertices in $E(\mathcal{G})$. However, when a degree-two vertex is adjacent to three cardinal vertices in $E(\mathcal{G})$, multiple distinct extended outerplanar graphs may result from the augmentation, and not all of these admit area-universal rectangular layouts.

In this section, we identify the specific augmentations that must be selected, in the case where a degree-two vertex is adjacent to three cardinal vertices, to obtain an *extended* outerplanar graph that admits an area-universal rectangular layout regardless of the choice of regular edge labeling. As a consequence, we enumerate the total number of area-universal rectangular layouts that realize a given biconnected outerplanar graph.

Theorem 5. *Let \mathcal{G} be a biconnected outerplanar graph with exactly two vertices of degree two, and let $E(\mathcal{G})$ denote its extended outerplanar graph. Let d be a degree-two vertex of \mathcal{G} that is adjacent, in $E(\mathcal{G})$, to exactly three cardinal vertices. Then $E(\mathcal{G})$ admits an area-universal rectangular layout if and only if at least one neighbor of d is adjacent to exactly two cardinal vertices in $E(\mathcal{G})$.*

Proof. Let \mathcal{G} be a biconnected outerplanar graph of order $n > 4$ with exactly two vertices of degree two, and let $E(\mathcal{G})$ denote its extended outerplanar graph obtained by adding the four cardinal vertices N, W, S , and E on the outer face in clockwise order. Suppose that a degree-two vertex $d \in V(\mathcal{G})$ is adjacent, in $E(\mathcal{G})$, to exactly three cardinal vertices. Without loss of generality, assume that d is adjacent to the cardinal vertices E, N , and W . Let w_1 and w_2 denote the two neighbors of d in the graph \mathcal{G} .

We first establish a necessary condition: if both neighbors of d are adjacent to exactly one cardinal vertex, then multiple distinct *extended* outerplanar graphs can be obtained from the augmentation (see Figure 13b), and none of these admit an area-universal layout, regardless of the choice of regular edge labeling. We then prove that this condition is also sufficient. Specifically, if at least one neighbor of d is adjacent to exactly two cardinal vertices, then the augmentation yields a unique extended outerplanar graph $E(\mathcal{G})$ that admits an area-universal rectangular layout.

Since the augmentation used to construct $E(\mathcal{G})$ partitions the vertex set $V(\mathcal{G})$ into four boundary paths (P_0, P_1, P_2, P_3), assume without loss of generality that the path P_0 consists only of the degree-two vertex d (as d is adjacent to three cardinal vertices). Suppose that both neighbors w_1 and w_2 of d are adjacent to exactly one cardinal vertex (see Figure 14a). In this case, each of w_1 and w_2 lies on exactly one boundary path, with $w_1 \in P_3$ and $w_2 \in P_1$. Under this configuration, multiple distinct *extended* outerplanar graphs can be obtained from the augmentation, with the number of possible extensions depending on $|V(\mathcal{G})|$. Let $v_1, v_2 \in V(\mathcal{G})$ be two adjacent vertices such that either $v_1 \in N(w_1) \cap N(w_2)$ or $v_2 \in N(w_1) \cap N(w_2)$ (see Figures 14b and 14c). Since $(w_1, w_2) \in T_2$, $(v_1, w_1) \in T_1$, $(v_2, w_2) \in T_1$, and $(v_1, v_2) \in T_2$ (as $v_1 \in P_3$ and $v_2 \in P_1$), these edges together form an alternating four-cycle (w_1, w_2, v_2, v_1) . If $v_1 \in N(w_1) \cap N(w_2)$, then the edge (v_1, w_2) is flippable. Similarly, if $v_2 \in N(w_1) \cap N(w_2)$, then the edge (w_1, v_2) is flippable. Consequently, every such augmentation introduces at least one flippable edge in the corresponding regular edge labeling.

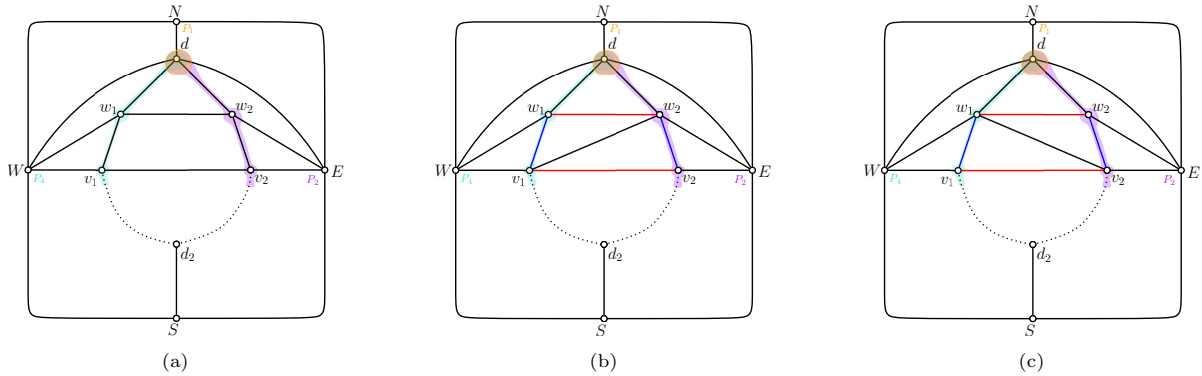


Fig. 14: (a) Multiple *extended* outerplanar graph possible when $|V(\mathcal{G})| > 4$. (b,c) A flippable edge exist in the alternate four-cycle $(w_1 - w_2 - v_2 - v_1)$.

On the other hand, suppose that one of the neighbors of d is adjacent to exactly two cardinal vertices; without loss of generality, let w_2 be adjacent to the cardinal vertices N and E . In this case, the augmentation yields a unique *extended* outerplanar graph. The induced partition of the boundary vertices consists of the four paths $P_0 = \{d\}$, $P_1 = \{d, w_2\}$, $P_2 = \{w_2, \dots, d_2\}$, and $P_3 = \{d_2, \dots, d\}$. Let $C = (a_0, a_1, a_2, a_3)$ be any four-cycle in the augmented graph $E(\mathcal{G})$. For C to be an alternating four-cycle, there must exist indices $k \in \{0, 1, 2, 3\}$ and $i \in \{0, 1, 2, 3\}$ (indices taken modulo 4) such that

$$\{a_i, a_{i+1}\} \subseteq P_k \quad \text{and} \quad \{a_{i+2}, a_{i+3}\} \subseteq P_{k+2},$$

with

$$\{a_i, a_{i+1}\} \cap P_{k+2} = \emptyset \quad \text{and} \quad \{a_{i+2}, a_{i+3}\} \cap P_k = \emptyset.$$

Under the given partition of the boundary vertices (P_0, P_1, P_2, P_3) , no four-cycle C satisfies these conditions. Hence, $E(\mathcal{G})$ contains no alternating four-cycle. It follows that there does not exist a flippable edge. Therefore, the rectangular floor plan corresponding to $E(\mathcal{G})$ is area-universal. \square

Algorithm 2 degree-2 extension(\mathcal{G}, B, d_1, d_2)

```
1: Input: biconnected outerplanar graph  $\mathcal{G} = (V, E)$ , outer-face cycle  $B = (b_1, \dots, b_n)$  (clockwise), degree-2 vertices  $d_1, d_2$ 
2: Output: set  $\mathcal{S}$  of augmented graphs
3:  $\mathcal{S} \leftarrow \emptyset$ 
4: add cardinal vertices  $N, E, S, W$  in clockwise order
5: for all  $d \in \{d_1, d_2\}$  do  $\triangleright$  choose degree-2 vertex
6:    $i_d \leftarrow \text{indexOf}(d, B)$ 
7:    $w^- \leftarrow B[(i_d - 1) \bmod n]$   $\triangleright$  neighbor before  $d$ 
8:    $w^+ \leftarrow B[(i_d + 1) \bmod n]$   $\triangleright$  neighbor after  $d$ 
9:   for all  $w \in \{w^-, w^+\}$  do  $\triangleright$  choose neighbor with two cardinal adjacencies
10:     $\mathcal{G}_{d,w} \leftarrow \mathcal{G}$ 
11:    addEdge( $d, W$ ); addEdge( $d, N$ ); addEdge( $d, E$ )
12:    if  $w = w^+$  then  $\triangleright$   $w$  immediately after  $d$ 
13:      addEdge( $w, E$ ); addEdge( $w, S$ )
14:       $P_0 \leftarrow \{d\}, P_1 \leftarrow \{d, w\}, P_2 \leftarrow \{w\}, P_3 \leftarrow \emptyset$ 
15:       $i \leftarrow (\text{indexOf}(w, B) + 1) \bmod n$ 
16:      while  $B[i] \neq w^-$  do
17:        append  $B[i]$  to  $P_2$ 
18:         $i \leftarrow (i + 1) \bmod n$ 
19:      append  $B[i]$  to  $P_2$  and  $P_3$ 
20:       $i \leftarrow (i + 1) \bmod n$ 
21:      while  $B[i] \neq d$  do
22:        append  $B[i]$  to  $P_3$ 
23:         $i \leftarrow (i + 1) \bmod n$ 
24:      append  $B[i]$  to  $P_3$ 
25:    else  $\triangleright$   $w$  immediately before  $d$ 
26:      addEdge( $w, W$ ); addEdge( $w, S$ )
27:       $P_0 \leftarrow \{d\}, P_3 \leftarrow \{d, w\}, P_2 \leftarrow \{w\}, P_1 \leftarrow \emptyset$ 
28:       $i \leftarrow (\text{indexOf}(w, B) - 1) \bmod n$ 
29:      while  $B[i] \neq w^-$  do
30:        append  $B[i]$  to  $P_2$ 
31:         $i \leftarrow (i - 1) \bmod n$ 
32:      append  $B[i]$  to  $P_2$  and  $P_1$ 
33:       $i \leftarrow (i - 1) \bmod n$ 
34:      while  $B[i] \neq d$  do
35:        append  $B[i]$  to  $P_3$ 
36:         $i \leftarrow (i - 1) \bmod n$ 
37:      append  $B[i]$  to  $P_1$ 
38:      for all  $u \in P_1$  do addEdge( $u, E$ )
39:      for all  $u \in P_2$  do addEdge( $u, S$ )
40:      for all  $u \in P_3$  do addEdge( $u, W$ )  $\triangleright$  connect cardinal vertices
41:      addEdge( $N, E$ ); addEdge( $E, S$ )
42:      addEdge( $S, W$ ); addEdge( $W, N$ )
43:       $\mathcal{S} \leftarrow \mathcal{S} \cup \{\mathcal{G}_{d,w}\}$ 
44: return  $\mathcal{S}$ 
```

Kant and He [8] proved that for any *extended* graph $E(\mathcal{G})$, a regular edge labeling can be computed in linear time, and that the corresponding rectangular floor plan defined by this labeling can also be constructed in linear time. However, for the particular *extended* outerplanar graph produced by Algorithm 2, it is not necessary to compute a regular edge labeling. Instead, we can directly construct the rectangular floorplan by placing the vertices on an $n \times n$ grid using the Algorithm described below. The resulting layout is always area-universal.

Algorithm 3 AURFP(\mathcal{G}, d, w, P_1)

```

1: Input: A biconnected outerplanar graph with designated degree-2 vertex and its neighbour and a valid partition of  $V(\mathcal{G})$ 
2: Output: An area-universal layout
3:  $L \leftarrow [d, w]$ 
4:  $\ell \leftarrow d, \ell' \leftarrow w$ 
5: Let  $u \in N_{\mathcal{G}}(\ell \cap \ell')$ , append  $u$  to  $L$ 
6:  $Visited \leftarrow \{d, w, u\}$ 
7: while  $|Visited| < |V(\mathcal{G})|$  do
8:    $A = N_{\mathcal{G}}(u, \ell) \setminus Visited, B = N_{\mathcal{G}}(u, \ell') \setminus Visited$ 
9:   if  $A \neq \emptyset$  then
10:    choose  $v \in A$  and append  $v$  to  $L$ 
11:     $Visited \leftarrow Visited \cup \{v\}$ 
12:     $\ell' \leftarrow u$  and  $u \leftarrow v$ 
13:   else if  $B \neq \emptyset$  then
14:    choose  $v \in B$  and append  $v$  to  $L$ 
15:     $Visited \leftarrow Visited \cup \{v\}$ 
16:     $\ell \leftarrow u$  and  $u \leftarrow v$ 
17: Draw a block and name it  $L[0]$ 
18: Construct an  $n \times n$  grid within the block
19: for  $i = 2$  to  $|V(\mathcal{G})|$  do
20:   if  $L[i-2] \in P_1$  then
21:    Slice the bottom-right block by a horizontal line segment at  $i^{th}$  level; Name the new block  $L[i-1]$ 
22:   else
23:    Slice the bottom-right block by a vertical line segment at  $i^{th}$  level; Name the new block  $L[i-1]$ 

```

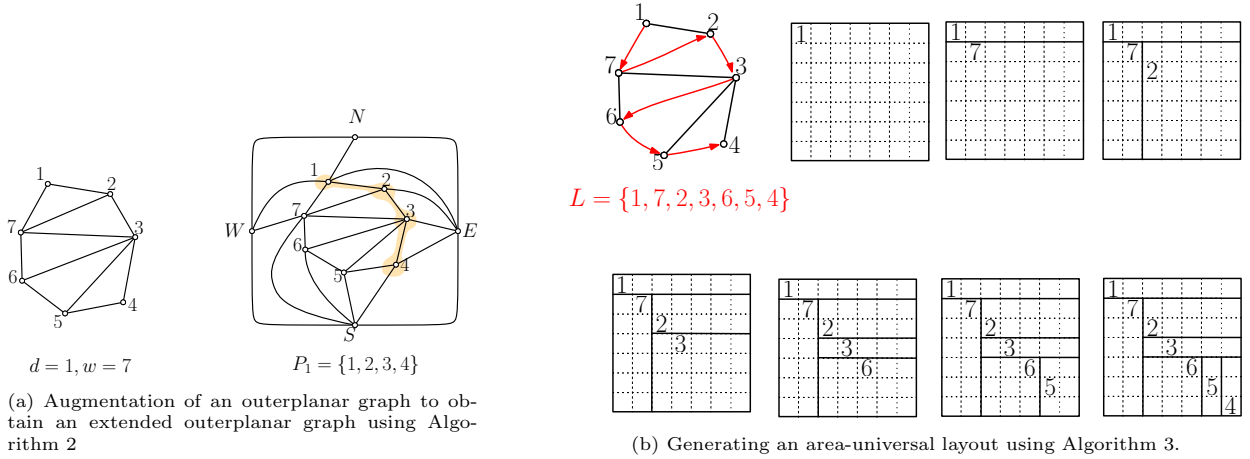


Fig. 15: Illustration of Algorithms 2 and 3, showing the construction of an area-universal rectangular layout by fixing a degree-two vertex adjacent to three cardinal vertices.

Algorithm 3 always generates an area-universal rectangular layout. At each iteration i , a new block is created by inserting a maximal line segment that forms a side of the rectangle corresponding to $L[i-2]$. Consequently, every maximal line segment introduced by the algorithm is one-sided. Hence, the resulting rectangular layout is area-universal.

5 Enumeration of Area-Universal Rectangular Layouts Realizing the Adjacency Structure of a Biconnected Outerplanar Graph

In this paper, we characterize the class of *extended* outerplanar graphs obtained by augmenting a biconnected outerplanar graph with exactly two vertices of degree two that admit area-universal rectangular layouts. In Section 2, we show that if no vertex in the extended outerplanar graph is adjacent to exactly three cardinal vertices, then the corresponding rectangular layout is not area-universal. We then prove, in section 3, that when a vertex is adjacent to exactly three cardinal vertices, this condition is sufficient to obtain an area-universal rectangular layout only if the chosen vertex has degree greater than two in the original graph; in this case, the augmentation yields a unique *extended* outerplanar graph. In contrast, when the chosen vertex has degree two, the augmentation may result in multiple distinct *extended* outerplanar graphs, not all of which admit area-universal rectangular layouts.

Thus, when a vertex of degree at least three is chosen and made adjacent to exactly three cardinal vertices, the resulting *extended* outerplanar graph is unique and admits a unique regular edge labeling. Consequently, for each such chosen vertex, there exists precisely one area-universal rectangular arrangement, up to rotation.

In Section 4, we show that when a degree-two vertex is adjacent to exactly three cardinal vertices, the augmentation required to obtain an extended graph that admits an area-universal rectangular layout depends on the relative positions of its neighbors. In particular, if one of the neighbors of the degree-two vertex is adjacent to exactly two cardinal vertices, then the resulting *extended* outerplanar graph is uniquely determined and admits an area-universal layout. For this case, exactly four distinct extended outerplanar graphs admit area-universal rectangular layouts.

In conclusion, there are exactly $|V(\mathcal{G})| + 2$ area-universal rectangular layouts (up to rotation) that realize a given biconnected outerplanar graph.

6 Conclusion and Future Work

In this work we have addressed the problem of constructing area-universal layouts for biconnected outerplanar graphs. Our main contribution is the identification of both necessary and sufficient conditions under which a biconnected outerplanar graph can be augmented to obtain *extended* outerplanar graph that admits area-universal layout. In particular, we established that while the presence of exactly two degree-two vertices in *proper* graph is a necessary requirement. However, not every augmentation of such a graph leads to an area-universal layout. To overcome this limitation, we characterized *extended* outerplanar graphs based on the adjacencies of vertices of *proper* graph and *cardinal* vertices. (see Figures 15 and 16).

The results presented here provide a structural foundation for constructing area-universal layouts in outerplanar graphs. There are several potential avenues for future research based on this work. A significant direction would be to generalize the concept of area-universal layouts to a broader class of graphs. Specifically, identifying and characterizing the entire class of graphs for which an area-universal layout exists remains an open problem. Additionally, developing efficient algorithms to construct such layouts for these graphs is another challenging yet promising area for future exploration. Extending the approach to handle more complex graph structures and refining the algorithm to optimize layout properties such as compactness and symmetry can further enhance its applicability to real-world problems.

References

1. Bruls, M., Huizing, K., Van Wijk, J.J.: Squarified treemaps. In: VisSym. pp. 33–42. Springer (2000)
2. Earl, C., March, L.: Architectural applications of graph theory. Applications of Graph Theory pp. 327–355 (1979)
3. Eppstein, D., Mumford, E.: Steinitz theorems for orthogonal polyhedra. In: Proceedings of the twenty-sixth annual symposium on Computational geometry. pp. 429–438 (2010)
4. Eppstein, D., Mumford, E., Speckmann, B., Verbeek, K.: Area-universal rectangular layouts. Proceedings of the Twenty-fifth Annual Symposium on Computational Geometry **41**(3), 267–276 (2009)
5. Eppstein, D., Mumford, E., Speckmann, B., Verbeek, K.: Area-universal and constrained rectangular layouts. SIAM Journal on Computing **41**(3), 537–564 (2012)
6. Fusy, É.: Transversal structures on triangulations, with application to straight-line drawing. In: International Symposium on Graph Drawing. pp. 177–188. Springer (2005)
7. Fusy, É.: Transversal structures on triangulations: A combinatorial study and straight-line drawings. Discrete Mathematics **309**(7), 1870–1894 (2009)

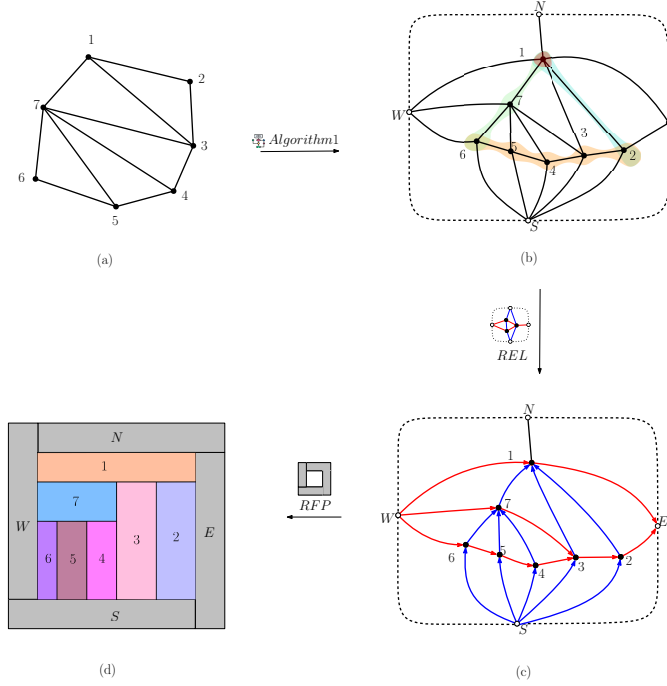


Fig. 16: (a) An outerplanar graph with exactly two vertices of degree-2, (b) An extended outerplanar graph, with four contiguous paths separated with different colors, obtained from Algorithm 1, (c) A REL of the extended outerplanar graph, (d) An area-universal layout corresponding to input outerplanar graph.

8. Kant, G., He, X.: Regular edge labeling of 4-connected plane graphs and its applications in graph drawing problems. *Theoretical Computer Science* **172**(1-2), 175–193 (1997)
9. Koźmiński, K., Kinnen, E.: Rectangular duals of planar graphs. *Networks* **15**(2), 145–157 (1985)
10. Kumar, V., Shekhawat, K.: Transformations of rectangular dualizable graphs. *Theoretical Computer Science* (2021)
11. Mumford, E.: Drawing graphs for cartographic applications (2008)
12. Raisz, E.: The rectangular statistical cartogram. *Geographical Review* pp. 292–296 (1934)
13. Rinsma, I.: Nonexistence of a certain rectangular floorplan with specified areas and adjacency. *Environment and Planning B: Planning and Design* **14**(2), 163–166 (1987)
14. Rinsma, I.: Existence theorems for floor-plans. *Bulletin of the Australian Mathematical Society* **37**(3), 473–475 (1988)
15. Rinsma, I.: Rectangular and orthogonal floorplans with required room areas and tree adjacency. *Environment and Planning B: Planning and Design* **15**(1), 111–118 (1988)
16. Sun, Y., Yeap, K.H.: Edge covering of complex triangles in rectangular dual floorplanning. *Journal of Circuits, Systems, and Computers* **3**(03), 721–731 (1993)
17. Van Kreveld, M., Speckmann, B.: On rectangular cartograms. *Computational Geometry* **37**(3), 175–187 (2007)
18. Wimer, S., Koren, I., Cederbaum, I.: Floorplans, planar graphs, and layouts. *IEEE Transactions on Circuits and Systems* **35**(3), 267–278 (2002)
19. Yeap, G.K., Sarrafzadeh, M.: Sliceable floorplanning by graph dualization. *SIAM Journal on Discrete Mathematics* **8**(2), 258–280 (1995)