

Counterexample Classification against Signal Temporal Logic Specifications

Zhenya Zhang¹, Parv Kapoor², Jie An³, and Eunsuk Kang²

¹ Kyushu University & National Institute of Informatics, Japan

² Carnegie Mellon University, Pittsburgh, USA

³ Institute of Software, Chinese Academy of Sciences, Beijing, China

Abstract. Signal Temporal Logic (STL) has been widely adopted as a specification language for specifying desirable behaviors of hybrid systems. By monitoring a given STL specification, we can detect the executions that violate it, which are often referred to as *counterexamples*. In practice, these counterexamples may arise from different causes and thus are relevant to different system defects. To effectively address this, we need a proper criterion for classifying these counterexamples, by which we can comprehend the possible violation patterns and the distributions of these counterexamples with respect to the patterns. In this paper, we propose a classification criterion by using *parametric signal temporal logic (PSTL)* to represent each class. Due to this formalism, identifying the classes of a counterexample requires finding proper parameter values of PSTL that enable a class to include the counterexample. To improve the efficiency of class identification, we further derive an inclusion relation between different classes, and then propose a binary search-like approach over it that significantly prunes the classes needed to query. We implement a prototype tool and experimentally evaluate its effectiveness on two widely-studied systems.

Keywords: signal temporal logic, classification criteria, counterexamples, parametric signal temporal logic, specification mining

1 Introduction

Hybrid systems consist of both discrete events and continuous dynamics, and have been used as a mathematical model of cyber-physical systems (CPS). Quality assurance is a major concern in these systems, as many of them are deployed in safety-critical domains, such as automotive systems and medical devices, and misbehaviors of these systems can lead to catastrophic consequences. Moreover, the recent trend of integrating artificial intelligence (AI)-based components, such as vision-based controllers, has introduced new types of safety risks.

Formal verification is a preferred quality assurance approach used to rigorously prove the safety of systems by formal modeling and reasoning. However, scaling verification to complex systems remains a challenge, restricting its use in industrial-grade systems. Moreover, verification often relies on accurate system

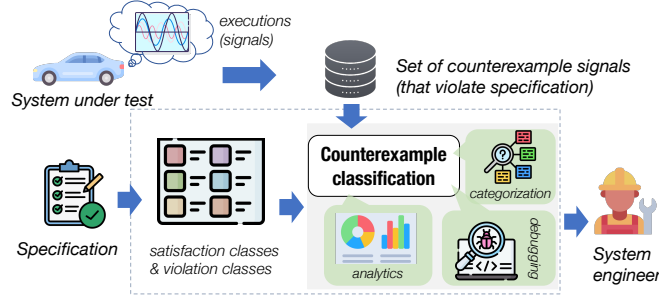


Fig. 1: Proposed workflow of counterexample classification

modeling that requires awareness of system dynamics; however, in modern systems, such information may not be available due to the existence of black-box components (such as AI models or proprietary components).

As a dual approach, *falsification* aims to find *counterexamples* that violate a given specification instead of verifying if the system satisfies the specification, which is more scalable and available for complex systems. Given a specification (e.g., expressed in a specification language such as *signal temporal logic (STL)*), a naive way to search for counterexamples is by randomly sampling system behaviors; existing research [20, 25] has shown that even this naive approach can be effective in many cases. A more advanced approach is *optimization-based falsification* [1, 13, 20], which adopts metaheuristic optimizers to explore state space, guided by quantitative robust semantics of STL [14].

Motivation. While counterexamples are valuable, an engineer may still encounter a number of challenges in using these counterexamples effectively to improve the system. First, in hybrid systems, a counterexample is typically represented as a timed sequence of states (i.e., a signal), only some of which may be semantically relevant to the underlying defect that is causing a violation; the engineer must further examine the counterexample to identify this subset. Second, before acting on a single counterexample (e.g., to fix a defect), the engineer may wish to sample a diverse range of counterexamples, to understand different ways in which the specification may be violated, and to decide which ones are of higher priority to fix. The challenge here, however, is that many counterexamples may be considered *similar*, in that they stem from the same underlying defect; manually examining them one by one can be time-consuming.

Contribution. Ideally, a falsification tool would generate a diverse set of counterexamples, *classify* them according to their shared behavioral patterns, and present this information to the engineer, thereby addressing the above challenges. To this end, we propose a novel criterion for classifying counterexamples and a framework for automatic classification. As shown in Fig. 1, counterexamples can be collected by testing, e.g., by random sampling or falsification, and our framework can classify them into different classes, by which we exhibit the distribution of their patterns and shed light on potential system defects.

We first propose a classification criterion in which each class signifies a *sufficient condition* for a signal to satisfy or violate a given STL specification. The key intuition here is that there could be many different sufficient conditions to violate a specification, and each condition signifies a class that violates the specification in a specific way. We represent each class by *parametric signal temporal logic (PSTL)* [2] formulas, because this formalism can represent a group of signals and capture their patterns. We further formalize and prove the soundness of our criterion, i.e., each class indeed signifies such a sufficient condition.

Based on the criterion, we propose a *counterexample classification approach* by traversal of the classes. Due to the formalism of our classes (i.e., PSTL), identifying the membership of a signal to a class requires searching for a valuation under which the signal violates the STL formula derived from the PSTL. This is known as a specification mining problem and has been extensively studied in the literature [6]. We adopt an existing approach proposed in [2] for this purpose.

However, the naive approach based on exhaustive class traversal may be inefficient and not scalable. To mitigate it, we derive an *inclusion relation* (i.e., a partial order) between different classes, which enables the classes to be described as a directed acyclic graph. For a given signal, in each path of this graph, there exists a boundary that separates the classes that include the signal and those that do not include the signal. Due to this, classifying a signal boils down to finding the boundary in each path of the graph, which can be achieved by binary search.

We implement our approach in a prototype tool, and we perform experiments to evaluate the performance and effectiveness of our approach, based on two widely-adopted models in the hybrid system community [20]. We show that our approach can accomplish classification tasks for a set of counterexamples against commonly-used specifications efficiently, thanks to the proposed inclusion relation. We also showcase some specific counterexamples and thereby demonstrate how our proposed criterion can differentiate different counterexamples in terms of their violation patterns, and hence we can deliver the distributions of counterexamples with different patterns. These results can provide valuable insights for system debugging and reengineering, leading to a new step in the safety assurance of hybrid systems.

Related work. Falsification [1, 13, 20] and runtime verification techniques [4, 9–11, 15–17, 24] have been extensively explored as lightweight formal approaches for quality assurance, however, they address little on counterexample diversity. Existing tools, such as Breach [13], RTAMT [22] and S-TaLiRo [1], can efficiently monitor signals and find counterexamples; advanced tools (such as CPS-Debug [5]) can even diagnose the signals to localize the causal part in the signals responsible for the specification violation. However, these frameworks do not support automatic counterexample classification, forcing engineers to manually inspect and analyze the signals to understand their violation patterns. Several methods have been developed for classifying or explaining counterexamples generated through model checking of discrete automata or programs [3, 7, 8, 23], but these works are not intended to address the diversity of signals generated from a hybrid model.

2 Preliminaries: Signal Temporal Logic

Let $T \in \mathbb{R}_+$ be a positive real. An N -dimensional time-variant signal with a time horizon T is defined as a function $\mathbf{w}: [0, T] \rightarrow \mathbb{R}^N$. Signals are used to represent the execution traces of hybrid systems, and each dimension of a signal is associated with a *signal variable* which has a specific physical meaning, such as *speed*, *RPM* and *acceleration* of an automotive system.

Signal temporal logic (STL) [21] extends *linear temporal logic (LTL)* to continuous temporal and spatial domains, and has been widely adopted to specify behaviors of hybrid systems. Below, we outline the syntax and semantics of STL.

Definition 1 (STL Syntax). We fix a set **Var** of variables. In STL, *atomic propositions* and *formulas* are defined as follows: $\alpha ::= f(x_1, \dots, x_N) > 0$, $\varphi ::= \alpha \mid \perp \mid \neg\varphi \mid \varphi_1 \wedge \varphi_2 \mid \varphi_1 \vee \varphi_2 \mid \Box_I \varphi \mid \Diamond_I \varphi \mid \varphi \mathcal{U}_I \varphi$. Here f is an N -ary function $f: \mathbb{R}^N \rightarrow \mathbb{R}$, $x_1, \dots, x_N \in \mathbf{Var}$, and I is a closed non-singular interval in $\mathbb{R}_{\geq 0}$, i.e., $I = [a, b]$, where $a, b \in \mathbb{R}_+$ and $a < b$. \Box, \Diamond and \mathcal{U} are temporal operators, which are known as *always*, *eventually* and *until* respectively. The always operator \Box and eventually operator \Diamond can be considered as special cases of the until operator \mathcal{U} , and they can be derived by until operator as follows: $\Diamond_I \varphi \equiv \top \mathcal{U}_I \varphi$ and $\Box_I \varphi \equiv \neg \Diamond_I \neg \varphi$. Other common predicates such as \rightarrow, \top are introduced as syntactic sugar: $\top \equiv \neg \perp$, $\varphi_1 \rightarrow \varphi_2 \equiv \neg \varphi_1 \vee \varphi_2$.

Definition 2 (Quantitative Robust Semantics). Let $\mathbf{w}: [0, T] \rightarrow \mathbb{R}^N$ be an N -dimensional signal, and let φ be an STL formula. The robust semantics of φ returns $\text{rob}(\mathbf{w}, \varphi) \in \mathbb{R} \cup \{\infty, -\infty\}$, called *robustness*, as follows, by induction on the construction of formulas.

$$\begin{aligned} \text{rob}(\mathbf{w}, \alpha) &:= f(\mathbf{w}(0)(x_1), \dots, \mathbf{w}(0)(x_N)) & \text{rob}(\mathbf{w}, \perp) &:= -\infty \\ \text{rob}(\mathbf{w}, \neg\varphi) &:= -\text{rob}(\mathbf{w}, \varphi) \\ \text{rob}(\mathbf{w}, \varphi_1 \wedge \varphi_2) &:= \min(\text{rob}(\mathbf{w}, \varphi_1), \text{rob}(\mathbf{w}, \varphi_2)) \\ \text{rob}(\mathbf{w}, \varphi_1 \vee \varphi_2) &:= \max(\text{rob}(\mathbf{w}, \varphi_1), \text{rob}(\mathbf{w}, \varphi_2)) \\ \text{rob}(\mathbf{w}, \Box_I \varphi) &:= \inf_{t \in I} (\text{rob}(\mathbf{w}^t, \varphi)) & \text{rob}(\mathbf{w}, \Diamond_I \varphi) &:= \sup_{t \in I} (\text{rob}(\mathbf{w}^t, \varphi)) \\ \text{rob}(\mathbf{w}, \varphi_1 \mathcal{U}_I \varphi_2) &:= \sup_{t \in I} \min(\text{rob}(\mathbf{w}^t, \varphi_2), \inf_{t' \in [0, t]} \text{rob}(\mathbf{w}^{t'}, \varphi_1)) \end{aligned}$$

where $\mathbf{w}^t: [0, T-t] \rightarrow \mathbb{R}^N$ denotes the t -shift of \mathbf{w} , i.e., the signal \mathbf{w}^t is defined by $\mathbf{w}^t(t') := \mathbf{w}(t + t')$.

Essentially, the robust semantics in Def. 2 refines the Boolean semantics, and we can derive it as follows: $\text{rob}(\mathbf{w}, \varphi) > 0$ implies $\mathbf{w} \models \varphi$, and $\text{rob}(\mathbf{w}, \varphi) < 0$ implies $\mathbf{w} \not\models \varphi$. See [14, Prop. 16] for more details. In the following, we denote by $\llbracket \varphi \rrbracket^\oplus$ the set of signals that satisfy φ , i.e., $\llbracket \varphi \rrbracket^\oplus := \{\mathbf{w} \mid \mathbf{w} \models \varphi\}$; and denote by $\llbracket \varphi \rrbracket^\ominus$ the set of signals that violate φ , i.e., $\llbracket \varphi \rrbracket^\ominus := \{\mathbf{w} \mid \mathbf{w} \not\models \varphi\}$.

Given an STL formula φ , a *counterexample* of φ is a signal \mathbf{w} violating φ , i.e., $\mathbf{w} \in \llbracket \varphi \rrbracket^\ominus$. A signal \mathbf{w} can be a system output, so the existence of a counterexample $\mathbf{w} \in \llbracket \varphi \rrbracket^\ominus$ implies that the system can violate the specification φ . In practice, for a given specification φ , there could be many counterexamples arising from different causes and, thus, reflecting different system defects. In light of this, we aim to classify these counterexamples into different classes.

3 Counterexample Classification Criterion and Approach

3.1 Classification Criterion

Parametric Signal Temporal Logic. PSTL was introduced in [2] and can be used as templates for mining STL specifications. The idea of PSTL is to parameterize the constants in normal STL, such that a PSTL formula induces a parameter valuation space, in which each valuation identifies a normal STL formula. While PSTL can have both *magnitude parameters* (i.e., by parameterizing the constant 0 in atomic propositions α in Def. 1) and *timing parameters* (i.e., by parameterizing the intervals in temporal operators), in Def. 3 we adopt the fragment of PSTL that concerns timing parameters only, which is sufficient for our proposed classification criterion (see Def. 5 later).

Definition 3 (Timing PSTL). In timing PSTL, an *atomic proposition* α is defined in the same way as that in Def. 1, and a PSTL *formula* ψ is defined as follows: $\psi ::= \alpha \mid \perp \mid \neg\psi \mid \psi_1 \wedge \psi_2 \mid \psi_1 \vee \psi_2 \mid \Box_{[l,u]}\psi \mid \Diamond_{[l,u]}\psi \mid \psi \mathcal{U}_{[l,u]}\psi$, where l and u are variables (parameters) that range in the space of positive real, and hold the constraint that $l < u$. Given a PSTL formula ψ with m parameters, the parameters in ψ induce a space $\Theta \subseteq \mathbb{R}_+^m$ of their valuations. By fixing a valuation $\theta \in \Theta$, we can transform ψ into a normal STL formula φ , which we denote as $\varphi = \psi(\theta)$. In this sense, an STL formula can be seen as a special PSTL formula, where the valuation space only contains a specific valuation.

The semantics of PSTL concern with the valid space of the valuation θ , by which the STL formulas derived from PSTL can be satisfied by a given signal. We refer readers to [2] for more details. In this paper, we are interested in the *satisfiability* of a PSTL formula, i.e., whether there exists $\theta \in \Theta$ such that the derived STL formulas $\psi(\theta)$ can be satisfied by a given signal, and so we give the definition of *satisfiable set* (and *falsifiable set*) of PSTL formulas in Def. 4;

Definition 4 (Satisfiable/Falsifiable Sets). Given a PSTL formula ψ , we define the *satisfiable set* $\llbracket \psi \rrbracket^\oplus$ of ψ as the set of signals \mathbf{w} for which there exists a θ such that $\mathbf{w} \models \psi(\theta)$, i.e., $\llbracket \psi \rrbracket^\oplus := \{\mathbf{w} \mid \exists \theta \in \Theta. \mathbf{w} \models \psi(\theta)\}$. Similarly, we define a *falsifiable set* $\llbracket \psi \rrbracket^\ominus$ of ψ as the set of signals \mathbf{w} for which there exists a θ such that $\mathbf{w} \not\models \psi(\theta)$, i.e., $\llbracket \psi \rrbracket^\ominus := \{\mathbf{w} \mid \exists \theta \in \Theta. \mathbf{w} \not\models \psi(\theta)\}$

Classification criterion. We present our classification criterion in Def. 5. Although this work is focused on the classification of counterexamples, since the definition of counterexample classes relies on the dual case, i.e., the classes characterize different patterns of signals satisfying the specification, Def. 5 includes the definitions for both cases, which not only apply to counterexamples but also to signals that satisfy the given specification.

We introduce the notion of sub-formulas, thereby explaining the category of temporal sub-formulas which are important for our criterion. Given an STL formula φ , the set $\text{SF}(\varphi)$ of the sub-formulas of φ can be obtained as follows:

$$\text{SF}(\alpha) := \{\alpha\} \quad \text{SF}(\neg\varphi) := \{\neg\varphi\} \cup \text{SF}(\varphi) \quad \text{SF}(\varphi_1 \wedge \varphi_2) := \{\varphi_1 \wedge \varphi_2\} \cup \text{SF}(\varphi_1) \cup \text{SF}(\varphi_2)$$

$$\begin{aligned}
\text{SF}(\varphi_1 \vee \varphi_2) &:= \{\varphi_1 \vee \varphi_2\} \cup \text{SF}(\varphi_1) \cup \text{SF}(\varphi_2) \\
\text{SF}(\Box_I \varphi) &:= \{\Box_I \varphi\} \cup \text{SF}(\varphi) \quad \text{SF}(\Diamond_I \varphi) := \{\Diamond_I \varphi\} \cup \text{SF}(\varphi) \\
\text{SF}(\varphi_1 \mathcal{U}_I \varphi_2) &:= \{\varphi_1 \mathcal{U}_I \varphi_2\} \cup \text{SF}(\varphi_1) \cup \text{SF}(\varphi_2)
\end{aligned}$$

A *temporal sub-formula* $\varphi' \in \text{SF}(\varphi)$ of a given STL formula φ is a sub-formula in which a temporal operator appears at the outermost level (i.e., it is of the form $\Box_I \varphi$ or $\Diamond_I \varphi$). In Def. 5, our classification criterion requires a user-specified $k \in \mathbb{N}_+$ for each temporal sub-formula, such that it can split the intervals of the temporal operators and predicate over each segment. Below, we use $[k]$ to denote the set of integers $\{1, \dots, k\}$.

Definition 5 (Classification Criterion). Let φ be an STL formula. For each of its temporal sub-formulas $\varphi' \in \text{SF}(\varphi)$, we assign a positive integer $k \in \mathbb{N}_+$ by which we split the interval $[a, b]$ for the outermost temporal operator of φ' into k segments $[l_i, u_i]$ ($i \in \{1, \dots, k\}$), such that, $l_1 = a$, $u_k = b$, and $(u_i = l_{i+1})$ for any $i \in \{1, \dots, k-1\}$. Note that, the $k-1$ breakpoints u_i ($i \in \{1, \dots, k-1\}$) are the parameters each ranging in $[a, b]$, and the valuation space for these parameters is defined as $\Theta := \{ \langle u_1, \dots, u_{k-1} \rangle \in [a, b]^{k-1} \mid \forall i \in \{1, \dots, k-1\}. (u_i < u_{i+1}) \}$.

$\text{Cls}^\oplus(\varphi)$ returns a set of PSTL formulas, in which each PSTL formula $\psi \in \text{Cls}^\oplus(\varphi)$ is called a *satisfaction class*. A signal \mathbf{w} belongs to $\psi \in \text{Cls}^\oplus(\varphi)$ if it satisfies the condition $\mathbf{w} \in \llbracket \psi \rrbracket^\oplus$:

$$\begin{aligned}
\text{Cls}^\oplus(\alpha) &:= \{\perp, \alpha\} \quad \text{Cls}^\oplus(\perp) := \{\perp\} \quad \text{Cls}^\oplus(\neg\varphi) := \{\neg\psi \mid \psi \in \text{Cls}^\oplus(\varphi)\} \\
\text{Cls}^\oplus(\varphi_1 \wedge \varphi_2) &:= \{\psi_1 \wedge \psi_2 \mid \psi_1 \in \text{Cls}^\oplus(\varphi_1), \psi_2 \in \text{Cls}^\oplus(\varphi_2)\} \\
\text{Cls}^\oplus(\varphi_1 \vee \varphi_2) &:= \{\psi_1 \vee \psi_2 \mid \psi_1 \in \text{Cls}^\oplus(\varphi_1), \psi_2 \in \text{Cls}^\oplus(\varphi_2)\} \\
\text{Cls}^\oplus(\Box_{[a,b]} \varphi) &:= \left\{ \bigwedge_{i \in [k]} \Box_{[l_i, u_i]} \psi_i \mid \psi_i \in \text{Cls}^\oplus(\varphi) \right\} \\
\text{Cls}^\oplus(\Diamond_{[a,b]} \varphi) &:= \left\{ \bigvee_{i \in [k]} \Diamond_{[l_i, u_i]} \psi_i \mid \psi_i \in \text{Cls}^\oplus(\varphi) \right\} \\
\text{Cls}^\oplus(\varphi_1 \mathcal{U}_{[a,b]} \varphi_2) &:= \left\{ \exists i \in [k] \left(\psi_i \mathcal{U}_{[l_i, u_i]} \sigma_i \wedge \forall j < i, \Box_{[l_j, u_j]} \xi_j \right) \mid \begin{array}{l} \psi_i, \xi_j \in \text{Cls}^\oplus(\varphi_1) \\ \sigma_i \in \text{Cls}^\oplus(\varphi_2) \end{array} \right\}
\end{aligned}$$

Dually, $\text{Cls}^\ominus(\varphi)$ returns a set of PSTL formulas, in which each PSTL formula $\psi \in \text{Cls}^\ominus(\varphi)$ is called a *violation class*. A signal \mathbf{w} belongs to $\psi \in \text{Cls}^\ominus(\varphi)$ if it satisfies the condition $\mathbf{w} \in \llbracket \psi \rrbracket^\ominus$:

$$\begin{aligned}
\text{Cls}^\ominus(\alpha) &:= \{\top, \alpha\} \quad \text{Cls}^\ominus(\top) := \{\top\} \quad \text{Cls}^\ominus(\neg\varphi) := \{\neg\psi \mid \psi \in \text{Cls}^\oplus(\varphi)\} \\
\text{Cls}^\ominus(\varphi_1 \wedge \varphi_2) &:= \{\psi_1 \wedge \psi_2 \mid \psi_1 \in \text{Cls}^\ominus(\varphi_1), \psi_2 \in \text{Cls}^\ominus(\varphi_2)\} \\
\text{Cls}^\ominus(\varphi_1 \vee \varphi_2) &:= \{\psi_1 \vee \psi_2 \mid \psi_1 \in \text{Cls}^\ominus(\varphi_1), \psi_2 \in \text{Cls}^\ominus(\varphi_2)\} \\
\text{Cls}^\ominus(\Box_{[a,b]} \varphi) &:= \left\{ \bigwedge_{i \in \{1, \dots, k\}} \Box_{[l_i, u_i]} \psi_i \mid \psi_i \in \text{Cls}^\ominus(\varphi) \right\} \\
\text{Cls}^\ominus(\Diamond_{[a,b]} \varphi) &:= \left\{ \bigvee_{i \in \{1, \dots, k\}} \Diamond_{[l_i, u_i]} \psi_i \mid \psi_i \in \text{Cls}^\ominus(\varphi) \right\} \\
\text{Cls}^\ominus(\varphi_1 \mathcal{U}_{[a,b]} \varphi_2) &:= \left\{ \exists i \in [k] \left(\psi_i \mathcal{U}_{[l_i, u_i]} \sigma_i \wedge \forall j < i, \Box_{[l_j, u_j]} \xi_j \right) \mid \begin{array}{l} \psi_i, \xi_j \in \text{Cls}^\ominus(\varphi_1) \\ \sigma_i \in \text{Cls}^\ominus(\varphi_2) \end{array} \right\}
\end{aligned}$$

Intuitively, each PSTL formula ψ in $\text{Cls}^\oplus(\varphi)$ or $\text{Cls}^\ominus(\varphi)$ signifies a *sufficient condition* for the satisfaction or violation of φ , in the following sense: given

$\psi \in \text{Cls}^\ominus(\varphi)$ if a signal \mathbf{w} is in the satisfiable set of ψ , i.e., it can satisfy $\psi(\theta)$ under some valuation θ , then it implies that \mathbf{w} satisfies φ ; given $\psi \in \text{Cls}^\ominus(\varphi)$, if a signal \mathbf{w} is in the falsifiable set of ψ , i.e., it can violate $\psi(\theta)$ under some valuation θ , then it implies that \mathbf{w} violates φ . Specially, \perp appears in $\text{Cls}^\oplus(\varphi)$ and \top appears in $\text{Cls}^\ominus(\varphi)$, serving as empty sets $\llbracket \perp \rrbracket^\oplus$ and $\llbracket \top \rrbracket^\ominus$ while holding the property of being as sufficient conditions. We formally state this in Lemma 1.

Lemma 1 (Soundness). *Given any $\psi \in \text{Cls}^\oplus(\varphi)$, if $\mathbf{w} \in \llbracket \psi \rrbracket^\oplus$ (i.e., it holds that $\exists \theta \in \Theta. \mathbf{w} \models \psi(\theta)$), then it holds that $\mathbf{w} \models \varphi$; given any $\psi \in \text{Cls}^\ominus(\varphi)$, if $\mathbf{w} \in \llbracket \psi \rrbracket^\ominus$ (i.e., it holds that $\exists \theta \in \Theta. \mathbf{w} \not\models \psi(\theta)$), then it holds that $\mathbf{w} \not\models \varphi$.*

Lemma 2 (Completeness). *Given an STL formula φ , for any \mathbf{w} such that $\mathbf{w} \models \varphi$, there exists $\psi \in \text{Cls}^\oplus(\varphi)$ such that $\mathbf{w} \in \llbracket \psi \rrbracket^\oplus$, i.e., $\exists \theta \in \Theta. \mathbf{w} \models \psi(\theta)$, and for any \mathbf{w} such that $\mathbf{w} \not\models \varphi$, there exists $\psi \in \text{Cls}^\ominus(\varphi)$ such that $\mathbf{w} \in \llbracket \psi \rrbracket^\ominus$, i.e., $\exists \theta \in \Theta. \mathbf{w} \not\models \psi(\theta)$.*

We formally prove Lemma 1 by inductively proving that $\mathbf{w} \in \llbracket \psi \rrbracket^\oplus$ implies $\mathbf{w} \models \varphi$ (similarly, for violation classes); the details are left in Appendix A. Lemma 2 holds trivially, because for any formula φ , φ itself also stands for a class, namely, $\varphi \in \text{Cls}^\oplus(\varphi)$, and also $\varphi \in \text{Cls}^\ominus(\varphi)$. Below, we use two examples to illustrate the usefulness of different classes in our classification criterion.

Example 1. Consider $\Box_{[0,T]}(\text{speed} < 100) \wedge \Box_{[0,T]}(\text{RPM} < 3000)$, which is a conjunction of two temporal sub-formulas. We look into the violation classes of this formula, i.e., how this formula can be violated in different ways. By assigning $k = 1$ for each of the two sub-formulas, we obtain four violation classes, and in particular we are interested in two violation classes $\psi_1 = \Box_{[0,T]}(\text{speed} < 100)$ and $\psi_2 = \Box_{[0,T]}(\text{RPM} < 3000)$: ψ_1 represents the class of signals in which *speed* is over 100 at some $t \in [0, T]$, whereas ψ_2 represents the class of signals in which *RPM* is over 3000 at some $t \in [0, T]$.

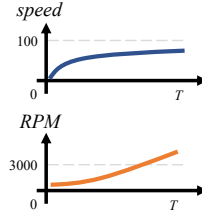


Fig. 2: Example 1

Fig. 2 shows a two-dimensional signal with *speed* and *RPM*. This signal violates the specification because its *RPM* is over 3000 at some point, so it belongs to the class of ψ_2 , but does not belong to the class of ψ_1 . Our criterion can distinguish the signals that violate the specification in different ways. \triangleleft

Moreover, k in Def. 5 allows us to assign temporal features to different classes and adjust the granularity of such features. See the example and §5.3.

Example 2. Consider $\Box_{[0,T]}(\varphi_1 \vee \varphi_2)$, a safety property with two propositions φ_1 and φ_2 . We study the satisfaction classes of this formula, i.e., how this formula can be satisfied in different ways. By assigning $k = 2$ for the *always* temporal operator, and we obtain 16 satisfaction classes, and we look into two satisfaction classes $\psi_1 = \Box_{[0,t]}(\varphi_1) \wedge \Box_{[t,T]}(\varphi_2)$ and $\psi_2 = \Box_{[0,t]}(\varphi_2) \wedge \Box_{[t,T]}(\varphi_1)$ in which the satisfaction of φ_1 and φ_2 happens in different orders. Here, ψ_1 represents the class of signals that first satisfy φ_1 and then satisfy φ_2 , and

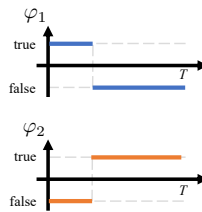


Fig. 3: Example 2

Algorithm 1 Counterexample classification by class traversal

Require: An STL formula φ , a set W of signals s.t. $\forall \mathbf{w} \in W. \mathbf{w} \not\models \varphi$, a budget $B \in \mathbb{N}_+$

```

1:  $S \leftarrow \text{Cls}^\ominus(\varphi)$  ▷ obtain the set of classes
2:  $\text{res} \leftarrow \emptyset$  ▷ initialize res for result recording
3: for  $\mathbf{w} \in W$  do
4:    $\text{MATCH}(S, \mathbf{w})$  ▷ find all classes that include  $\mathbf{w}$ 

5: function  $\text{MATCH}(S, \mathbf{w})$ 
6:   select  $\psi \in S$  ▷ select a class
7:   if  $\text{MEMQRY}(\psi, \mathbf{w})$  then ▷ membership query of  $\mathbf{w}$  to  $\psi$ 
8:      $\text{res} \leftarrow \text{res} \cup \{\langle \mathbf{w}, \psi \rangle\}$  ▷ record if  $\mathbf{w}$  belongs to  $\psi$ 
9:      $S \leftarrow S \setminus \{\psi\}$  ▷ update  $S$ 
10:     $\text{MATCH}(S, \mathbf{w})$  ▷ recursive call of MATCH

11: function  $\text{MEMBER}(\psi, \mathbf{w})$ 
12:    $\text{rb}_0 \leftarrow \infty, i \leftarrow 0$  ▷ initialize placeholders
13:   while  $i \leq B$  and  $\text{rb}_i > 0$  do
14:      $i \leftarrow i + 1$ 
15:      $\theta_i \leftarrow \text{OPTIMIZER}(\langle \theta_1, \text{rb}_1 \rangle, \dots, \langle \theta_{i-1}, \text{rb}_{i-1} \rangle)$  ▷ suggest the next sample  $\theta_i$ 
16:      $\text{rb}_i \leftarrow \text{rob}(\mathbf{w}, \psi(\theta_i))$  ▷ robustness as quantitative guidance
17:     if  $\text{rb}_i < 0$  then ▷ found  $\theta$  s.t.  $\mathbf{w} \not\models \psi(\theta_i)$ 
18:       return true
19:   return false ▷ cannot find  $\theta$  s.t.  $\mathbf{w} \not\models \psi(\theta_i)$ 

```

ψ_2 represents the class of signals that first satisfy φ_2 and then satisfy φ_1 .

Fig. 3 shows the satisfaction of a signal to φ_1 and φ_2 over time. As we can see, this signal satisfies the satisfaction pattern represented by ψ_1 rather than ψ_2 , and therefore, our classification criterion can categorize this signal to ψ_1 and will not categorize it to ψ_2 . \triangleleft

3.2 Counterexample Classification by Class Traversal

Based on the classification criterion presented in §3.1, we consider the counterexample classification problem stated as follows in Def. 6.

Definition 6 (Counterexample Classification Problems). Let φ be an STL specification. Given a finite set W of counterexamples w.r.t φ and the classification criterion given in Def. 5, a counterexample classification problem requires that, for each $\mathbf{w} \in W$, finding all $\psi \in \text{Cls}^\ominus(\varphi)$ such that $\mathbf{w} \in \llbracket \psi \rrbracket^\ominus$.

In Def. 6, deciding whether $\mathbf{w} \in \llbracket \psi \rrbracket^\ominus$ involves a non-trivial search problem in the valuation space of ψ . Our algorithm is presented in Alg. 1, which essentially consists of a traversal of the counterexample classes in $\text{Cls}^\ominus(\varphi)$.

Alg. 1 starts with loading all the classes to a set S (Line 1) and initializing res for result recording (Line 2). Then, for each signal \mathbf{w} , it enters the loop of

identifying the classes \mathbf{w} belongs to (Line 3). At each loop, it selects a class $\psi \in S$ (Line 6) and checks whether \mathbf{w} belongs to ψ by calling MEMBER (Line 7).

In function MEMQRY, Alg. 1 performs the membership query of \mathbf{w} to ψ , i.e., checking whether there exists a θ such that $\mathbf{w} \models \psi(\theta)$ (Line 13). Essentially, this requires solving a search problem as follows:

$$\min \quad \text{rob}(\mathbf{w}, \psi(\theta)) \quad s.t. \quad \theta \in \Theta$$

The search goal involves finding a parameter valuation θ such that $\text{rob}(\mathbf{w}, \psi(\theta)) < 0$, i.e., $\mathbf{w} \not\models \psi(\theta)$, which signifies that $\mathbf{w} \in \llbracket \psi \rrbracket^\ominus$, and therefore, it is not necessary to find the optimal θ but it suffices to terminate as soon as $\text{rob}(\mathbf{w}, \psi(\theta)) < 0$. As shown in Line 15, this is performed by calling an off-the-shelf optimization solver, that suggests a new valuation θ_i at each time with the aim of minimizing $\text{rob}(\mathbf{w}, \psi(\theta_i))$. Note that here as the search space Θ consists of infinitely many valuations and the objective function $\text{rob}(\mathbf{w}, \psi(\theta_i))$ can be highly non-linear, it is difficult to provably show the existence of such θ that makes $\mathbf{w} \models \psi(\theta)$. Nevertheless, as the computation of each objective function value involves monitoring of a signal against an STL formula $\psi(\theta)$ that is not expensive, modern optimization solvers can still handle this problem effectively.

If such θ is found, Alg. 1 records $\langle \mathbf{w}, \psi \rangle$, signifying that \mathbf{w} belongs to the class ψ (Line 8). Then it updates S by removing ψ from it (Line 9) and recursively calls MATCH to check whether \mathbf{w} belongs to the next class (Line 10).

4 Efficient Counterexample Classification

While the approach in §3.2 can solve the classification problem, it may not be efficient, because the number of classes grows exponentially with the value of k in Def. 5 for temporal operators. To mitigate this issue, we first observe the relation between different classes, thereby defining a partial order over them; based on the order, we propose a binary search-style approach that can skip many unnecessary class checking, thereby significantly accelerating classification.

4.1 Partial Order over Counterexample Classes

We define a partial order over different classes in $\text{Cls}^\oplus(\varphi)$ and $\text{Cls}^\ominus(\varphi)$, based on the inclusion relation of their sets of signals.

Definition 7 (Inclusion Relation). Given an STL formula φ and given the settings in Def. 5, we define an order \preceq^\oplus over two different classes $\psi_1, \psi_2 \in \text{Cls}^\oplus(\varphi)$, as follows, $\psi_1 \preceq^\oplus \psi_2$ if and only if $\llbracket \psi_1 \rrbracket^\oplus \subseteq \llbracket \psi_2 \rrbracket^\oplus$; similarly, we define an order \preceq^\ominus over two different classes $\psi_1, \psi_2 \in \text{Cls}^\ominus(\varphi)$, as follows: $\psi_1 \preceq^\ominus \psi_2$ if and only if $\llbracket \psi_1 \rrbracket^\ominus \subseteq \llbracket \psi_2 \rrbracket^\ominus$. Alternatively, we can treat $\preceq^\oplus(\varphi)$ and $\preceq^\ominus(\varphi)$ as sets of pairs of the classes of φ , and write $\langle \psi_1, \psi_2 \rangle \in \preceq^\oplus(\varphi)$ to denote $\psi_1 \preceq^\oplus \psi_2$, and write $\langle \psi_1, \psi_2 \rangle \in \preceq^\ominus(\varphi)$ to denote $\psi_1 \preceq^\ominus \psi_2$.

In Def. 8, we present a recursive approach for identifying the orders $\preceq^\oplus(\varphi)$ and $\preceq^\ominus(\varphi)$ respectively in $\text{Cls}^\oplus(\varphi)$ and $\text{Cls}^\ominus(\varphi)$.

Definition 8 (Order Identification). Let φ be an STL formula, and assume the same settings in Def. 5. We identify the relation $\preceq^\oplus(\varphi)$ as a set of pairs $\langle \psi, \sigma \rangle$ of classes, where $\psi \in \text{Cls}^\oplus(\varphi)$ and $\sigma \in \text{Cls}^\oplus(\varphi)$, as follows:

$$\begin{aligned}
\preceq^\oplus(\alpha) &:= \{ \langle \perp, \alpha \rangle, \langle \alpha, \alpha \rangle, \langle \perp, \perp \rangle \} & \preceq^\oplus(\neg\varphi) &:= \{ \langle \neg\psi, \neg\sigma \rangle \mid \langle \psi, \sigma \rangle \in \preceq^\oplus(\varphi) \} \\
\preceq^\oplus(\varphi_1 \wedge \varphi_2) &:= \{ \langle \psi_1 \wedge \psi_2, \sigma_1 \wedge \sigma_2 \rangle \mid \langle \psi_1, \sigma_1 \rangle \in \preceq^\oplus(\varphi_1), \langle \psi_2, \sigma_2 \rangle \in \preceq^\oplus(\varphi_2) \} \\
\preceq^\oplus(\varphi_1 \vee \varphi_2) &:= \{ \langle \psi_1 \vee \psi_2, \sigma_1 \vee \sigma_2 \rangle \mid \langle \psi_1, \sigma_1 \rangle \in \preceq^\oplus(\varphi_1), \langle \psi_2, \sigma_2 \rangle \in \preceq^\oplus(\varphi_2) \} \\
\preceq^\oplus(\Box_I \varphi) &:= \left\{ \left\langle \bigwedge_{i \in [k]} \Box_{[l_i, u_i]} \psi_i, \bigwedge_{i \in [k]} \Box_{[l_i, u_i]} \sigma_i \right\rangle \mid \forall i \in [k]. \langle \psi_i, \sigma_i \rangle \in \preceq^\oplus(\varphi) \right\} \\
\preceq^\oplus(\Diamond_I \varphi) &:= \left\{ \left\langle \bigvee_{i \in [k]} \Diamond_{[l_i, u_i]} \psi_i, \bigvee_{i \in [k]} \Diamond_{[l_i, u_i]} \sigma_i \right\rangle \mid \forall i \in [k]. \langle \psi_i, \sigma_i \rangle \in \preceq^\oplus(\varphi) \right\} \\
\preceq^\oplus(\varphi_1 \mathcal{U}_I \varphi_2) &:= \\
&\left\{ \left\langle \begin{array}{l} \exists i \in [k] \left(\psi_i \mathcal{U}_{[l_i, u_i]} \sigma_i \wedge \forall j < i, \Box_{[l_j, u_j]} \xi_j \right) \\ \exists i \in [k] \left(\psi'_i \mathcal{U}_{[l_i, u_i]} \sigma'_i \wedge \forall j < i, \Box_{[l_j, u_j]} \xi'_j \right) \end{array} \right\rangle \mid \begin{array}{l} \forall i \in [k], \langle \psi_i, \psi'_i \rangle \in \preceq^\oplus(\varphi_1) \\ \langle \sigma_i, \sigma'_i \rangle \in \preceq^\oplus(\varphi_2) \\ \forall j < i, \langle \xi_j, \xi'_j \rangle \in \preceq^\oplus(\varphi_1) \end{array} \right\}
\end{aligned}$$

We also identify the relation $\preceq^\ominus(\varphi)$ as a set of pairs $\langle \psi, \sigma \rangle$ of classes, where $\psi \in \text{Cls}^\ominus(\varphi)$ and $\sigma \in \text{Cls}^\ominus(\varphi)$, as follows:

$$\begin{aligned}
\preceq^\ominus(\alpha) &:= \{ \langle \top, \alpha \rangle, \langle \alpha, \alpha \rangle, \langle \top, \top \rangle \} & \preceq^\ominus(\neg\varphi) &:= \{ \langle \neg\psi, \neg\sigma \rangle \mid \langle \psi, \sigma \rangle \in \preceq^\ominus(\varphi) \} \\
\preceq^\ominus(\varphi_1 \wedge \varphi_2) &:= \{ \langle \psi_1 \wedge \psi_2, \sigma_1 \wedge \sigma_2 \rangle \mid \langle \psi_1, \sigma_1 \rangle \in \preceq^\ominus(\varphi_1), \langle \psi_2, \sigma_2 \rangle \in \preceq^\ominus(\varphi_2) \} \\
\preceq^\ominus(\varphi_1 \vee \varphi_2) &:= \{ \langle \psi_1 \vee \psi_2, \sigma_1 \vee \sigma_2 \rangle \mid \langle \psi_1, \sigma_1 \rangle \in \preceq^\ominus(\varphi_1), \langle \psi_2, \sigma_2 \rangle \in \preceq^\ominus(\varphi_2) \} \\
\preceq^\ominus(\Box_I \varphi) &:= \left\{ \left\langle \bigwedge_{i \in [k]} \Box_{[l_i, u_i]} \psi_i, \bigwedge_{i \in [k]} \Box_{[l_i, u_i]} \sigma_i \right\rangle \mid \forall i \in [k]. \langle \psi_i, \sigma_i \rangle \in \preceq^\ominus(\varphi) \right\} \\
\preceq^\ominus(\Diamond_I \varphi) &:= \left\{ \left\langle \bigvee_{i \in [k]} \Diamond_{[l_i, u_i]} \psi_i, \bigvee_{i \in [k]} \Diamond_{[l_i, u_i]} \sigma_i \right\rangle \mid \forall i \in [k]. \langle \psi_i, \sigma_i \rangle \in \preceq^\ominus(\varphi) \right\} \\
\preceq^\ominus(\varphi_1 \mathcal{U}_I \varphi_2) &:= \\
&\left\{ \left\langle \begin{array}{l} \exists i \in [k] \left(\psi_i \mathcal{U}_{[l_i, u_i]} \sigma_i \wedge \forall j < i, \Box_{[l_j, u_j]} \xi_j \right) \\ \exists i \in [k] \left(\psi'_i \mathcal{U}_{[l_i, u_i]} \sigma'_i \wedge \forall j < i, \Box_{[l_j, u_j]} \xi'_j \right) \end{array} \right\rangle \mid \begin{array}{l} \forall i \in [k], \langle \psi_i, \psi'_i \rangle \in \preceq^\ominus(\varphi_1) \\ \langle \sigma_i, \sigma'_i \rangle \in \preceq^\ominus(\varphi_2) \\ \forall j < i, \langle \xi_j, \xi'_j \rangle \in \preceq^\ominus(\varphi_1) \end{array} \right\}
\end{aligned}$$

The soundness of Def. 8 is based on both Lemma 3 and Lemma 4.

Lemma 3. Given the definition of $\preceq^\oplus(\varphi)$ and $\preceq^\ominus(\varphi)$ in Def. 8, for any pair $\langle \psi, \sigma \rangle \in \preceq^\oplus(\varphi)$, it holds that $\psi \in \text{Cls}^\oplus(\varphi)$ and $\sigma \in \text{Cls}^\oplus(\varphi)$, and for any pair $\langle \psi, \sigma \rangle \in \preceq^\ominus(\varphi)$, it holds that $\psi \in \text{Cls}^\ominus(\varphi)$ and $\sigma \in \text{Cls}^\ominus(\varphi)$.

Lemma 4. Given an STL formula φ , if $\langle \psi, \sigma \rangle \in \preceq^\oplus(\varphi)$, it holds that $\llbracket \psi \rrbracket^\oplus \subseteq \llbracket \sigma \rrbracket^\oplus$; similarly, if $\langle \psi, \sigma \rangle \in \preceq^\ominus(\varphi)$, it holds that $\llbracket \psi \rrbracket^\ominus \subseteq \llbracket \sigma \rrbracket^\ominus$.

We leave the proof of Lemma 3 and 4 in Appendix B. Moreover, the \preceq^\ominus relation is a partial order, as stated in Lemma 5. Intuitively, as it resembles the inclusion relation over the falsifiable sets $\llbracket \psi \rrbracket^\ominus$ of $\psi \in \text{Cls}^\ominus(\varphi)$, similar to set inclusion relations, it is also a partial order.

Lemma 5. *The \preceq^\ominus in Def. 8 is a partial order.*

4.2 Counterexample Classification by Binary Search

As stated in Lemma 5, the \preceq^\ominus relation in Def. 8 makes the set $\text{Cls}^\ominus(\varphi)$ of classes a partial order set w.r.t. \preceq^\ominus , so the classes in $\text{Cls}^\ominus(\varphi)$ can be constructed as a directed acyclic graph $\mathcal{G} = \langle \mathcal{N}, \mathcal{E} \rangle$, as follows:

- Each node $\nu \in \mathcal{N}$ represents a class $\psi \in \text{Cls}^\ominus(\varphi)$;
- An edge $\epsilon \in \mathcal{E}$ exists between two nodes ψ and σ only if σ immediately succeeds ψ , i.e., it holds that $\psi \preceq^\ominus \sigma$ and there exists no $\iota \in \text{Cls}^\ominus(\varphi)$ such that $\psi \preceq^\ominus \iota$ and $\iota \preceq^\ominus \sigma$.

We define a path in \mathcal{G} as a sequence $\nu_1 \dots \nu_n$, such that each ν_{i+1} immediately succeeds ν_i ($i \in \{1, \dots, n-1\}$), i.e., there exists an edge between ν_i and ν_{i+1} . Notably, each path is *monotonic*, in the sense that, given a signal \mathbf{w} , if $\mathbf{w} \in \llbracket \nu_i \rrbracket^\ominus$, it holds that $\mathbf{w} \in \llbracket \nu_{i+1} \rrbracket^\ominus$; reversely, if $\mathbf{w} \notin \llbracket \nu_{i+1} \rrbracket^\ominus$, it holds that $\mathbf{w} \notin \llbracket \nu_i \rrbracket^\ominus$. This can be formally derived by Corollary 1, which can be proved based on Lemma 4.

Corollary 1. *Given $\langle \psi, \sigma \rangle \in \preceq^\ominus(\varphi)$, if $\mathbf{w} \in \llbracket \psi \rrbracket^\ominus$, it holds that $\mathbf{w} \in \llbracket \sigma \rrbracket^\ominus$; if $\mathbf{w} \notin \llbracket \sigma \rrbracket^\ominus$, it holds that $\mathbf{w} \notin \llbracket \psi \rrbracket^\ominus$.*

In other words, for a given counterexample \mathbf{w} , in each path, there exists a boundary that separates the classes that include \mathbf{w} and that do not include \mathbf{w} . Specifically, it is possible that all the classes in a path include or not include \mathbf{w} . To this end, the classification problem for a given counterexample can be reduced to finding the boundary in each path of the graph.

Moreover, the monotonicity of paths allows us to apply binary search to identify the boundaries. Whenever we identify that $\mathbf{w} \in \llbracket \psi \rrbracket^\ominus$ or $\mathbf{w} \notin \llbracket \psi \rrbracket^\ominus$, we can skip quantities of classes that are unnecessary to check, due to the monotonicity of the path. In this way, we can save many non-trivial class membership queries, thereby improving the efficiency of classification.

Binary search-like algorithm.

Our algorithm is designed as in Alg. 2. We only present the different part w.r.t. Alg. 1, i.e., the function MATCH, regarding how we explore the classes.

Alg. 2 starts with selecting a path $\psi^1 \dots \psi^l$ of length l ($l \in \mathbb{N}_+$) in the graph \mathcal{G} (Line 2). While the selection method can be arbitrary, we impose a heuristic rule, namely, every time we select the longest path remaining in the graph, to eliminate as many nodes as possible.

Algorithm 2 Binary search-like algorithm

Require: An STL formula φ , a set W of signals
s.t. $\forall \mathbf{w} \in W. \mathbf{w} \not\models \varphi$

```

1: function MATCH( $S, \mathbf{w}$ )
2:   select a path  $\psi^1 \dots \psi^l$  in graph  $\mathcal{G}$ 
3:    $m \leftarrow \lceil \frac{1+l}{2} \rceil$ 
4:   if MEMBER( $\psi^m, \mathbf{w}$ ) then
5:     for  $\psi^* \in \{\psi \in S \mid \psi^m \preceq^\ominus \psi\}$  do
6:        $\text{res} \leftarrow \text{res} \cup \{\langle \mathbf{w}, \psi \rangle\}$ 
7:        $S \leftarrow S \setminus \{\psi^*\}$ 
8:   else
9:     for  $\psi^* \in \{\psi \in S \mid \psi \preceq^\ominus \psi^m\}$  do
10:       $S \leftarrow S \setminus \{\psi^*\}$ 
11:   MATCH( $S, \mathbf{w}$ )

```

Given the selected path, Alg. 2 performs a membership query for the class ψ^m in the middle of the path (Line 3-4). If \mathbf{w} is included in the class ψ^m , all classes ψ such that $\psi^m \preceq^\ominus \psi$ can be considered to include \mathbf{w} (Line 6), so they are not needed to be checked and removed from S (Line 7); if \mathbf{w} is not included in the class ψ^m , all classes ψ such that $\psi \preceq^\ominus \psi^m$ can be considered not to include \mathbf{w} , so they are also removed from S (Line 10). In this way, after every membership query, we can skip all the classes that are greater or less, in terms of \preceq^\ominus , than the class being checked, thereby accelerating classification significantly.

5 Experimental Evaluation

5.1 Experiment Settings

All code and data are available online: <https://github.com/choshina/CEClass>. Our experiments are conducted on AWS instances c4.2xlarge (2.9 GHz Intel Xeon E5-2666, 15GB memory). **Benchmarks.** We adopt two Simulink models

as our systems under test, namely, *automatic transmission* and *abstract fuel control*, which have been widely adopted in the hybrid system community [20]. We leave the introduction to the systems in Appendix C and only present the specifications.

- $\varphi_1^{\text{AT}} := \Box_{[0,30]}(\text{speed} < 100)$: this is a simple safety requirement, which requires the *speed* of the car to keep being lower than 100.
- $\varphi_2^{\text{AT}} := \Box_{[0,30]}(\text{speed} < 90 \wedge \text{RPM} < 4000)$: during $[0, 30]$, *speed* should be always less than 90 and *RPM* should be always less than 4000.
- $\varphi_3^{\text{AT}} := \Diamond_{[0,30]}(\text{speed} > 70 \wedge \text{RPM} > 3800)$: there exists a moment, at which both *speed* is greater than 70 and *RPM* is greater than 3800..
- $\varphi_1^{\text{AFC}} := \Diamond_{[0,40]}(\Box_{[0,10]}(\text{AF} - \text{AFref} < 0.05 \wedge \text{AF} - \text{AFref} > -0.05))$: during $[0, 40]$, there should exist a moment, since which, the status that *AF* is neither not too greater nor too less than *AFref*, for at least 10 seconds.

Counterexample collection. To evaluate our approach against the three specifications, we collect $|W| = 30$ counterexamples for each specification, by executing the systems with randomly generated input signals. Random sampling is a simple yet effective testing approach for hybrid systems, as indicated by literature [20, 25]. In addition to its effectiveness in generating counterexamples, random sampling uniformly samples in the input space of the systems without introducing bias, which helps generate diverse sets of counterexamples.

Evaluation settings. We consider the following aspects for our evaluation.

- *Efficiency.* To evaluate the efficiency and scalability, we apply our tool to the counterexample sets of different specifications, and collect the classification results. We record the time costs for classifying the counterexamples.
- *Effectiveness.* For the effectiveness, we mainly refer to the ability of our approach to differentiate the violation patterns and expose different violation causes for different counterexamples. As these aspects are difficult to quantify, we mainly perform a qualitative study to demonstrate our effectiveness.

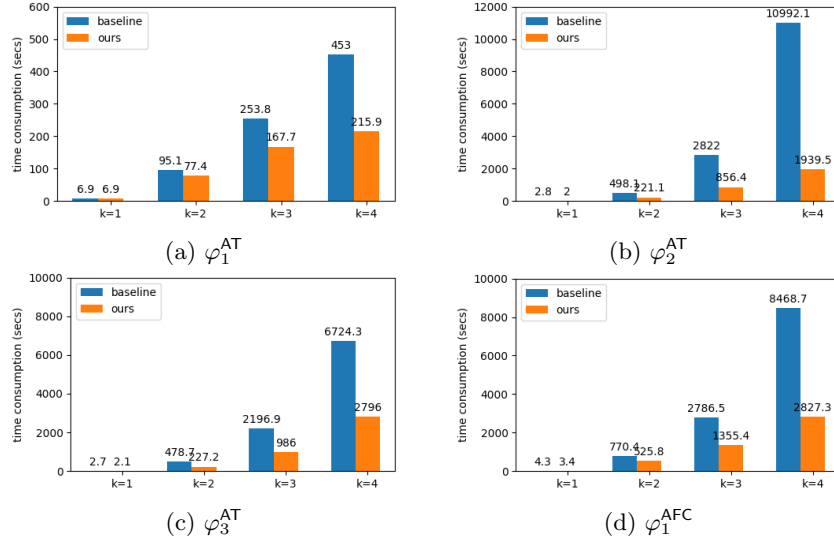


Fig. 4: Time costs for classifying the collected counterexamples (in secs)

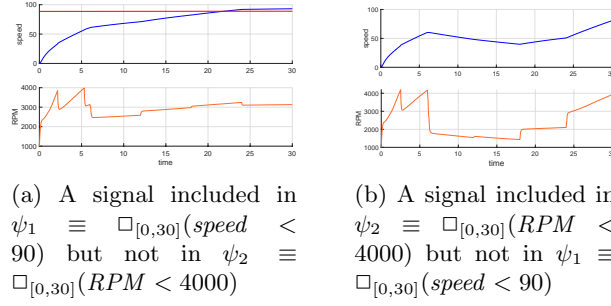
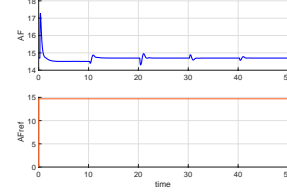
We select some counterexamples and visualize their classification results, by which we highlight their violation patterns and how they can shed light on further investigation into the system defects that cause the violations.

5.2 Efficiency

We apply our proposed approach for classifying the counterexamples collected from our benchmarks, and the results are presented in Fig. 4.

First, we observe that our approach is evidently more efficient than the baseline approach, thanks to the proposed binary search-like algorithm in §4.2. By leveraging the partial order over the classes, we can skip quantities of unnecessary membership queries, saving significant time. Importantly, for specifications such as φ_3^{AT} and φ_1^{AFC} when $k = 4$, the baseline approach cannot finish the classification within the given time, but our proposed approach can finish it, demonstrating the usefulness of the proposed algorithm in practice.

Moreover, as shown in Fig. 4, for the baseline approach, its time cost increases exponentially when k increases, due to the exponential increase of the number of obtained classes. This arises from the design idea of k in the classification criteria in Def. 5, which aims to enumerate different temporal orders of the occurrences of different sufficient conditions; however, this hinders the scalability of the baseline approach severely and there is an evident performance degradation as k increases. In comparison, our approach has mitigated this issue significantly. For all the specifications, the increases of the time costs are still evident but with a much slower rate than the baseline approach. In particular, for φ_2^{AT} when $k = 4$, while

Fig. 5: Different violation patterns of φ_2^{AT} Fig. 6: An counterexample of φ_1^{AFC} in Pattern 1

the baseline takes more than 10K seconds, our approach takes less than 2000 seconds, which shows a significant efficiency improvement.

5.3 Effectiveness of Our Approach

Differentiation of violation patterns.

We first show that our approach is useful for differentiating counterexamples in different patterns. We select two specifications, i.e., φ_2^{AT} and φ_1^{AFC} , and consider two violation patterns for each of them: Pattern 1 involves the signals that belong to one specific class ψ_1 but do not belong to another class ψ_2 , while Pattern 2 involves the signals in the reverse case. The definitions of ψ_1 and ψ_2 for different specifications are as annotated in Table 1. By this evaluation, we can understand the distribution of the collected counterexamples produced by the systems w.r.t. the different violation patterns. We will also visualize the counterexamples to illustrate the difference between the violation classes.

Table 1: The number of signals that expose specific violation patterns.

	Pattern 1	Pattern 2
φ_2^{AT}	2	6
φ_1^{AFC}	11	0

[†] For φ_2^{AT} , $\psi_1 \equiv \Box_{[0,30]}(\text{speed} < 90)$, $\psi_2 \equiv \Box_{[0,30]}(\text{RPM} < 4000)$;

[‡] For φ_1^{AFC} , $\psi_1 \equiv \Diamond_{[0,t]}(\Box_{[0,10]}(\text{AF} - \text{AFref} < 0.05)) \vee \Diamond_{[t,50]}(\Box_{[0,10]}(\text{AF} - \text{AFref} > -0.05))$, $\psi_2 \equiv \Diamond_{[0,t]}(\Box_{[0,10]}(\text{AF} - \text{AFref} > -0.05)) \vee \Diamond_{[t,50]}(\Box_{[0,10]}(\text{AF} - \text{AFref} < 0.05))$

- The results are as presented in Table 1 and Fig. 5 and Fig. 6:
- For φ_2^{AT} , ψ_1 and ψ_2 represent two different causes for violation, respectively due to *speed* and *RPM*. The distribution presented in Table 1 tells us that both of the signals exist and therefore, at the system level, engineers need to check both the components related to *speed* and to *RPM*, to localize the root causes of the violation. In Fig. 5, we visualize two signals, one belonging to ψ_1 but not belonging to ψ_2 , and another belonging to ψ_2 but not belonging to ψ_1 . We can see that our proposed classification is able to capture these two different violation causes, offering an important reference for engineers.
- For φ_1^{AFC} , ψ_1 states that, regarding the violation, the event $\text{AF} - \text{AFref} > 0.05$ happens before the event $\text{AF} - \text{AFref} < -0.05$. By Table 1, only the signals that belong to Pattern 1 exist but the signals that belong to Pattern 2 do

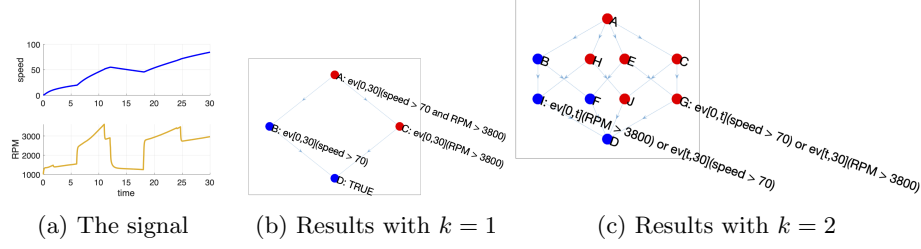


Fig. 7: Visualization of classification results for a signal against φ_3^{AT} . Each node denotes a class, and the edges denote the inclusion relations. Red nodes involve the classes including the signal, while blue nodes are not.

not exist in our counterexample set. We visualize one such signal in Fig. 6, in which $\text{AF} - \text{AFref} > 0.05$ indeed happens at the very beginning of the trace. These observations would be helpful if the temporal relation between different events is important, and by our approach, the engineers can obtain such information and the distribution of different cases.

Visualization and Refinement. In our approach, k is a hyperparameter that can control the granularity of classification. We select one counterexample of φ_3^{AT} (see Fig. 7a) and visualize the classification results under different k s.

As shown in Fig. 7a, the signal violates the specification in that, while its *speed* is greater than 70 at the last few seconds, its *RPM* keeps being lower than 3800. This is captured by Fig. 7b, because the signal is included in Class C (i.e., $\Diamond_{[0,30]}(RPM > 3800)$) but not in Class B (i.e., $\Diamond_{[0,30]}(speed > 70)$).

Fig. 7c visualizes the result when $k = 2$. This result refines the result of $k = 1$; for example, we can observe that, the signal is included in Class G ($\Diamond_{[0,t]}(speed > 70) \vee \Diamond_{[t,30]}(RPM > 3800)$), but not in Class I ($\Diamond_{[0,t]}(RPM > 3800) \vee \Diamond_{[t,30]}(speed > 70)$), which shows that there exists no pattern that $RPM < 3800$ first, followed by $speed < 70$. Namely, by increasing k , the classification results can be refined and deliver more information.

6 Conclusion and Future Work

We propose a classification criterion and a framework for the counterexample classification of hybrid systems, enabling us to understand the distribution of counterexamples with respect to different violation patterns. There could be several potential applications of our approach, such as falsification. Existing falsification mostly emphasizes showing the existence of counterexamples, but ignores their diversity. To better assist subsequent system reengineering, our classification technique can be incorporated in the falsification loop to help in searching for more diverse counterexamples. Furthermore, GPU-based STL evaluation libraries such as STLGG++ [19] can be used to efficiently parallelize the classification and robustness evaluation process.

References

1. Annpureddy, Y., Liu, C., Fainekos, G., Sankaranarayanan, S.: S-TaLiRo: A tool for temporal logic falsification for hybrid systems. In: TACAS 2011. LNCS, vol. 6605, pp. 254–257. Springer (2011). https://doi.org/10.1007/978-3-642-19835-9_21
2. Asarin, E., Donzé, A., Maler, O., Nickovic, D.: Parametric identification of temporal properties. In: Runtime Verification: Second International Conference, RV 2011, San Francisco, CA, USA, September 27–30, 2011, Revised Selected Papers 2. pp. 147–160. Springer (2012)
3. Ball, T., Naik, M., Rajamani, S.K.: From symptom to cause: localizing errors in counterexample traces. In: POPL (2003)
4. Bartocci, E., Ferrère, T., Manjunath, N., Ničković, D.: Localizing faults in Simulink/Stateflow models with STL. In: HSCC 2018. pp. 197–206. ACM (2018). <https://doi.org/10.1145/3178126.3178131>
5. Bartocci, E., Manjunath, N., Mariani, L., Mateis, C., Ničković, D.: CPSDebug: Automatic failure explanation in CPS models. International Journal on Software Tools for Technology Transfer **23**(5), 1–14 (2021). <https://doi.org/10.1007/s10009-020-00599-4>
6. Bartocci, E., Mateis, C., Nesterini, E., Nickovic, D.: Survey on mining signal temporal logic specifications. Information and Computation **289**, 104957 (2022)
7. Beer, I., Ben-David, S., Chockler, H., Orni, A., Treffer, R.: Explaining Counterexamples Using Causality. In: CAV (2009)
8. Chechik, M., Gurfinkel, A.: A framework for counterexample generation and exploration. In: FASE. pp. 220–236 (2005)
9. Deshmukh, J.V., Donzé, A., Ghosh, S., Jin, X., Juniwal, G., Seshia, S.A.: Robust online monitoring of signal temporal logic. Formal Methods in System Design **51**(1), 5–30 (2017). <https://doi.org/10.1007/s10703-017-0286-7>
10. Dokhanchi, A., Hoxha, B., Fainekos, G.: On-line monitoring for temporal logic robustness. In: RV 2014. LNCS, vol. 8734, pp. 231–246. Springer (2014). https://doi.org/10.1007/978-3-319-11164-3_19
11. Dokhanchi, A., Hoxha, B., Fainekos, G.: Metric interval temporal logic specification elicitation and debugging. In: MEMOCODE 2015. pp. 70–79. IEEE (2015). <https://doi.org/10.1109/MEMCOD.2015.7340472>
12. Dokhanchi, A., Yaghoubi, S., Hoxha, B., Fainekos, G., Ernst, G., Zhang, Z., Arcaini, P., Hasuo, I., Sedwards, S.: ARCH-COMP18 category report: Results on the falsification benchmarks. In: ARCH18. 5th International Workshop on Applied Verification of Continuous and Hybrid Systems. EPiC Series in Computing, vol. 54, pp. 104–109. EasyChair (2018). <https://doi.org/10.29007/t85q>
13. Donzé, A.: Breach, A toolbox for verification and parameter synthesis of hybrid systems. In: CAV 2010. LNCS, vol. 6174, pp. 167–170. Springer (2010). https://doi.org/10.1007/978-3-642-14295-6_17
14. Fainekos, G.E., Pappas, G.J.: Robustness of temporal logic specifications for continuous-time signals. Theoretical Computer Science **410**(42), 4262–4291 (2009). <https://doi.org/10.1016/j.tcs.2009.06.021>
15. Ferrère, T., Maler, O., Ničković, D.: Trace diagnostics using temporal implicants. In: International Symposium on Automated Technology for Verification and Analysis. pp. 241–258. Springer (2015)
16. Jakšić, S., Bartocci, E., Grosu, R., Kloibhofer, R., Nguyen, T., Ničković, D.: From signal temporal logic to FPGA monitors. In: MEMOCODE 2015. pp. 218–227. IEEE (2015). <https://doi.org/10.1109/MEMCOD.2015.7340489>

17. Jakšić, S., Bartocci, E., Grosu, R., Nguyen, T., Ničković, D.: Quantitative monitoring of STL with edit distance. *Formal methods in system design* **53**, 83–112 (2018). <https://doi.org/10.1007/s10703-018-0319-x>
18. Jin, X., Deshmukh, J.V., Kapinski, J., Ueda, K., Butts, K.: Powertrain control verification benchmark. In: *HSCC 2014*. pp. 253–262. ACM (2014). <https://doi.org/10.1145/2562059.2562140>
19. Kapoor, P., Mizuta, K., Kang, E., Leung, K.: Stlsg++: A masking approach for differentiable signal temporal logic specification. *IEEE Robotics and Automation Letters* **10**(9), 9240–9247 (2025). <https://doi.org/10.1109/LRA.2025.3588389>
20. Khandait, T., Formica, F., Arcaini, P., Chotaliya, S., Fainekos, G., Hekal, A., Kundu, A., Lew, E., Loreti, M., Menghi, C., Nenzi, L., Pedrielli, G., Peltomäki, J., Porres, I., Ray, R., Soloviev, V., Visconti, E., Waga, M., Zhang, Z.: ARCH-COMP 2024 category report: Falsification. In: *Frehse, G., Althoff, M. (eds.) Proceedings of the 11th Int. Workshop on Applied Verification for Continuous and Hybrid Systems. EPIC Series in Computing*, vol. 103, pp. 122–144. EasyChair (2024). <https://doi.org/10.29007/hgfv>
21. Maler, O., Ničković, D.: Monitoring temporal properties of continuous signals. In: *FORMATS/FTRIFT 2004, LNCS*, vol. 3253, pp. 152–166. Springer (2004). https://doi.org/10.1007/978-3-540-30206-3_12
22. Ničković, D., Yamaguchi, T.: Rtamt: Online robustness monitors from stl. In: *International Symposium on Automated Technology for Verification and Analysis*. pp. 564–571. Springer (2020)
23. Vick, C., Kang, E., Tripakis, S.: Counterexample classification. *Software and Systems Modeling* **23**(2), 455–472 (2024)
24. Zhang, Z., An, J., Arcaini, P., Hasuo, I.: Online causation monitoring of signal temporal logic. In: *International Conference on Computer Aided Verification*. pp. 62–84. Springer (2023)
25. Zhang, Z., Ernst, G., Sedwards, S., Arcaini, P., Hasuo, I.: Two-layered falsification of hybrid systems guided by monte carlo tree search. *IEEE Transactions on Computer-Aided Design of Integrated Circuits and Systems* **37**(11), 2894–2905 (2018)

A Proof for Lemma 1

Proof. Lemma 1 can be proved by induction on the structure of STL formulas. First, we show that it holds when φ is an atomic proposition α and for the case of satisfaction. In this case, ψ is either \perp or α , and 1) $\mathbf{w} \models \perp \implies \mathbf{w} \models \alpha$ holds since $\mathbf{w} \models \perp$ is not possible to be true; 2) $\mathbf{w} \models \alpha \implies \mathbf{w} \models \alpha$ holds obviously. Similarly, it also holds for the violation case.

Then, we assume that Lemma 1 holds for an arbitrary formula φ , i.e., $\exists \theta. \mathbf{w} \models \psi(\theta)$ implies $\mathbf{w} \models \varphi$, where $\psi \in \text{Cls}^{\oplus}(\varphi)$, and $\exists \theta. \mathbf{w} \not\models \psi(\theta)$ implies $\mathbf{w} \not\models \varphi$, where $\psi \in \text{Cls}^{\ominus}(\varphi)$. We prove that Lemma 1 holds for Φ , which is constructed by applying the operators of STL to φ . We show the following three cases for satisfaction classes and other cases can be proved similarly:

- $\Phi = \neg\varphi$: By STL semantics, given $\exists \theta. \mathbf{w} \models \psi(\theta)$ (where $\psi \in \text{Cls}^{\oplus}(\neg\varphi)$), it holds that $\exists \theta. \mathbf{w} \not\models \neg\psi(\theta)$. By Def. 5, since $\psi \in \text{Cls}^{\oplus}(\neg\varphi)$, we have $\neg\psi \in \text{Cls}^{\ominus}(\varphi)$; we use another symbol σ to replace $\neg\psi$, so $\sigma \in \text{Cls}^{\ominus}(\varphi)$. By replacing $\neg\psi$ with σ , we have $\exists \theta. \mathbf{w} \not\models \sigma(\theta)$ (where $\sigma \in \text{Cls}^{\oplus}(\varphi)$), and by assumption, this implies that $\mathbf{w} \not\models \varphi$, i.e., $\mathbf{w} \models \neg\varphi$, so Lemma 1 holds for this case.
- $\Phi = \varphi_1 \wedge \varphi_2$: By Def. 5, given $\exists \theta. \mathbf{w} \models \psi(\theta)$ where $\psi \in \text{Cls}^{\oplus}(\varphi_1 \wedge \varphi_2)$, we have $\exists \theta. \mathbf{w} \models \psi_1(\theta) \wedge \psi_2(\theta)$, which implies that it holds both $\exists \theta. \mathbf{w} \models \psi_1(\theta)$ and $\exists \theta. \mathbf{w} \models \psi_2(\theta)$. By assumption and Def. 5, $\exists \theta. \mathbf{w} \models \psi_1(\theta)$ implies that $\mathbf{w} \models \varphi_1$, and $\exists \theta. \mathbf{w} \models \psi_2(\theta)$ implies that $\mathbf{w} \models \varphi_2$, so it holds that $\exists \theta. \mathbf{w} \models \psi(\theta)$ implies $\mathbf{w} \models \varphi_1 \wedge \varphi_2$, where $\psi \in \text{Cls}^{\oplus}(\varphi_1 \wedge \varphi_2)$.
- $\Phi = \Box_I \varphi$: By Def. 5, given $\exists \theta. \mathbf{w} \models \psi(\theta)$ where $\theta \in \text{Cls}^{\oplus}(\Box_{[a,b]} \varphi)$, we have $\exists \theta. \mathbf{w} \models \bigwedge_{i \in \{1, \dots, k\}} \Box_{[l_i, u_i]} \psi_i(\theta)$, where $\psi_i \in \text{Cls}^{\oplus}(\varphi)$. This can further imply that, for any given $t \in [a, b]$, there exists $\psi \in \text{Cls}^{\oplus}(\varphi)$ such that $\exists \theta. \mathbf{w} \models \psi_i$. By assumption, this implies that for any given $t \in [a, b]$, $\mathbf{w} \models \varphi$, i.e., $\mathbf{w} \models \Box_{[a,b]} \varphi$, so Lemma 1 holds for this case.

B Proof for Lemma 3 and Lemma 4

Proof. The proof can be done by induction on the structure of STL formulas. As it is not very difficult, we skip the details.

Proof. The proof is also inductive. First, for the case of atomic proposition α , it holds obviously.

Then, we assume that Lemma 4 holds for an arbitrary formula φ , i.e., $\langle \psi, \sigma \rangle \in \preceq^{\oplus}(\varphi)$ implies that $\llbracket \psi \rrbracket^{\oplus} \subseteq \llbracket \sigma \rrbracket^{\oplus}$, and $\langle \psi, \sigma \rangle \in \preceq^{\ominus}(\varphi)$ implies that $\llbracket \psi \rrbracket^{\ominus} \subseteq \llbracket \sigma \rrbracket^{\ominus}$. We prove that Lemma 4 holds for Φ , which is constructed by applying the operators of STL to φ . We show the following three cases for satisfaction classes and other cases can be proved similarly:

- $\Phi = \neg\varphi$: By Def. 8, if $\langle \psi, \sigma \rangle \in \preceq^{\oplus}(\neg\varphi)$, then $\langle \neg\psi, \neg\sigma \rangle \in \preceq^{\ominus}(\varphi)$; by assumption, it implies that $\llbracket \neg\psi \rrbracket^{\ominus} \subseteq \llbracket \neg\sigma \rrbracket^{\ominus}$. By Def. 4, we can infer that $\llbracket \neg\psi \rrbracket^{\ominus} = \llbracket \psi \rrbracket^{\oplus}$ and $\llbracket \neg\sigma \rrbracket^{\ominus} = \llbracket \sigma \rrbracket^{\oplus}$, so it holds that $\llbracket \psi \rrbracket^{\oplus} \subseteq \llbracket \sigma \rrbracket^{\oplus}$.

- $\Phi = \varphi_1 \wedge \varphi_2$: By Def. 8, if $\langle \psi, \sigma \rangle \in \preceq^\oplus (\varphi_1 \wedge \varphi_2)$, then ψ can be represented as $\psi_1 \wedge \psi_2$, σ can be represented as $\sigma_1 \wedge \sigma_2$, such that $\langle \psi_1, \sigma_1 \rangle \in \preceq^\oplus (\varphi_1)$ and $\langle \psi_2, \sigma_2 \rangle \in \preceq^\oplus (\varphi_2)$. By assumption, these conditions imply that $\llbracket \psi_1 \rrbracket^\oplus \subseteq \llbracket \sigma_1 \rrbracket^\oplus$ and $\llbracket \psi_2 \rrbracket^\oplus \subseteq \llbracket \sigma_2 \rrbracket^\oplus$. By Def. 4, this implies that, if $\exists \theta. \mathbf{w} \models \psi_1(\theta)$, then $\exists \theta. \mathbf{w} \models \sigma_1(\theta)$, and similarly if $\exists \theta. \mathbf{w} \models \psi_2(\theta)$, then $\exists \theta. \mathbf{w} \models \sigma_2(\theta)$. So, if $\exists \theta. \mathbf{w} \models \psi_1(\theta) \wedge \psi_2(\theta)$, then $\exists \theta. \mathbf{w} \models \sigma_1(\theta) \wedge \sigma_2(\theta)$, which implies that $\llbracket \psi_1 \wedge \psi_2 \rrbracket^\oplus \subseteq \llbracket \sigma_1 \wedge \sigma_2 \rrbracket^\oplus$, and therefore Lemma 4 holds for this case.
- $\Phi = \Box_I \varphi$: By Def. 8, if $\langle \psi, \sigma \rangle \in \preceq^\oplus (\Box_{[a,b]} \varphi)$, then ψ can be represented as $\bigwedge_{i \in \{1, \dots, k\}} (\Box_{[l_i, u_i]} \psi_i)$, and σ can be represented as $\bigwedge_{i \in \{1, \dots, k\}} (\Box_{[l_i, u_i]} \sigma_i)$ such that $\langle \psi_i, \sigma_i \rangle \in \preceq^\oplus (\varphi)$ for any $i \in \{1, \dots, k\}$. By assumption, it holds that $\llbracket \psi_i \rrbracket^\oplus \subseteq \llbracket \sigma_i \rrbracket^\oplus$ for each $i \in \{1, \dots, k\}$. By Def. 4, this implies that for a given i , if $\exists \theta. \mathbf{w} \models \psi_i(\theta)$, then $\exists \theta. \mathbf{w} \models \sigma_i(\theta)$. So, if $\exists \theta. \mathbf{w} \models \Box_{[l_i, u_i]} \psi_i(\theta)$, then $\exists \theta. \mathbf{w} \models \Box_{[l_i, u_i]} \sigma_i(\theta)$; furthermore, if $\exists \theta. \mathbf{w} \models \bigwedge_{i \in \{1, \dots, k\}} \Box_{[l_i, u_i]} \psi_i(\theta)$, then $\exists \theta. \mathbf{w} \models \bigwedge_{i \in \{1, \dots, k\}} \Box_{[l_i, u_i]} \sigma_i(\theta)$, therefore Lemma 4 holds for this case.

C Benchmarks

We adopt two Simulink models as our systems under test, namely, *automatic transmission* and *abstract fuel control*, which have been widely adopted in the hybrid system community [20] and used as benchmarks for monitoring and testing of hybrid systems.

Automatic transmission (AT) This model is originally from MATHWORKS, and it has been extensively used as a benchmark for testing of hybrid systems since the ARCH competition 2018 [12]. The model consists of 64 blocks in total, of which one is a *stateflow* chart that represents the transmission control logic. It has two input signals, **throttle** and **brake**, and three outputs signals including **gear**, **speed** and **RPM**.

In this paper, we consider three specifications that concern the safety of the system. The first one φ_1^{AT} is a simple safety requirement, which requires the *speed* of the car to keep being lower than 100. To falsify this specification, it needs to have a high **throttle** and a low **brake** as the input signal. This specification has been a standard specification adopted in recent ARCH competitions [12] to test the performance of falsification approaches.

$$\varphi_1^{\text{AT}} := \Box_{[0,30]}(\text{speed} < 100)$$

The other one φ_2^{AT} is an adaptation of the one in Example 1. While the one in Example 1 is a conjunctive one, this one is in its equivalent form that takes the always operator to constrain both requirements about *speed* and *RPM*. So φ_2^{AT} requires that, during $[0, 30]$, *speed* should be always less than 90 and *RPM* should be always less than 4000.

$$\varphi_2^{\text{AT}} := \Box_{[0,30]}(\text{speed} < 90 \wedge \text{RPM} < 4000)$$

The other specification φ_3^{AT} is a liveness property, requiring that, there exists a moment at which both *speed* is greater than 70 and *RPM* is greater than 3800. If such a condition never happens during the execution, then it violates this property.

$$\varphi_3^{\text{AT}} := \Diamond_{[0,30]}(\text{speed} > 70 \wedge \text{RPM} > 3800)$$

Abstract Fuel Control (AFC) is a powertrain control model originally from Toyota [18], and similarly to AT, it has also been widely used as a standard benchmark for monitoring and testing of hybrid systems [20]. This model implemented a complicated control logic using 271 Simulink blocks. It takes two input signals, *PedalAngle* and *EngineSpeed*, and outputs two signals including *AF* that is the *air-to-fuel* ratio and *AFref* that is the reference value of *AF*. The overall target of AFC is to ensure that *AF* fluctuates within an acceptable range that is not deviated too much from *AFref*.

We consider a specification φ_1^{AFC} which requires that, during $[0, 40]$, there should exist a moment, since which, the status that *AF* is neither not too greater than *AFref* nor too less than *AFref* should hold for at least 10 seconds. In other words, if for any arbitrary time window of size 10, there always exists that *AF* is deviated from *AFref* more than expected, the specification will be violated.

$$\varphi_1^{\text{AFC}} := \Diamond_{[0,40]}(\Box_{[0,10]}(\text{AF} - \text{AFref} < 0.05 \wedge \text{AF} - \text{AFref} > -0.05))$$