

Criminator: An Easy-to-Use XR “Crime Animator” for Rapid Reconstruction and Analysis of Dynamic Crime Scenes

Vahid Pooryousef

Department of Human-Centred
Computing, Monash University
Melbourne, Australia
vahid.pooryousef@monash.edu

Lonni Besançon

Department of Science and
Technology, Linköping University
Norrköping, Sweden
lonni.besancon@gmail.com

Maxime Cordeil

School of Electrical Engineering and
Computer Science, The University of
Queensland
Brisbane, Australia
m.cordeil@uq.edu.au

Chris Flight

Forensic Services Department,
Victoria Police
Melbourne, Australia
christopher.flight@police.vic.gov.au

Alastair M Ross AM

Department of Forensic Medicine,
Monash University
Melbourne, Australia
aliross.ross@monash.edu

Richard Based

Department of Forensic Medicine,
Monash University
Victorian Institute of Forensic
Medicine
Melbourne, Australia
richard.based@monash.edu

Tim Dwyer

Department of Human-Centred
Computing, Monash University
Melbourne, Australia
tim.dwyer@monash.edu

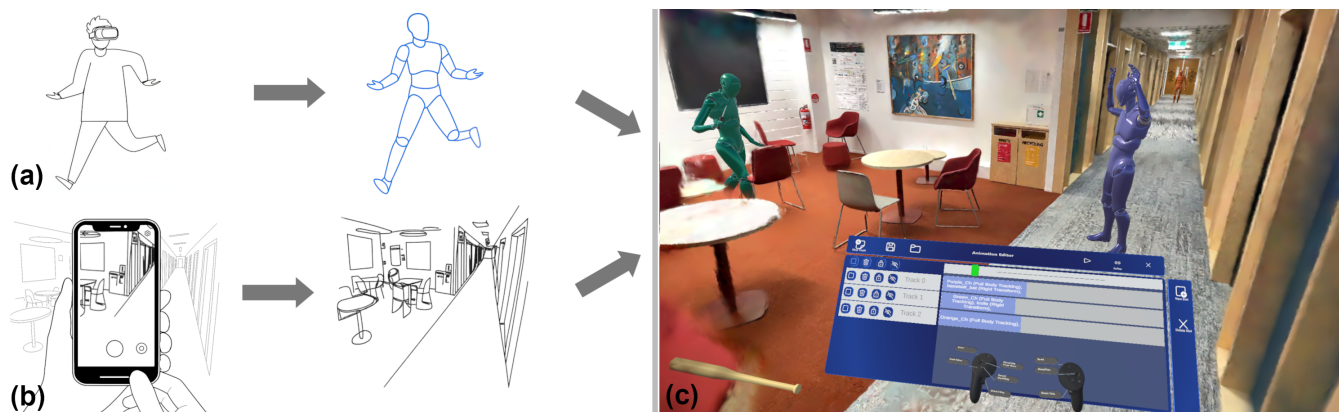


Figure 1: Authoring animated crime scene in VR. (a) creating character animation using a VR headset. (b) 3D scanning a scene using a phone. (c) combination of multiple characters in a 3D scanned environment with an animation editor panel.

Abstract

Law enforcement authorities are increasingly interested in 3D modelling for virtual crime scene reconstruction, enabling offline analysis without the cost and contamination risk of on-site investigation. Past work has demonstrated spatial relationships through static

modelling but validating the sequence of events in dynamic scenarios is crucial for solving a case. Yet, animation tools are not well suited to crime scene reconstruction, and complex for non-experts in 3D modelling/animation. Through a co-design process with criminology experts, we designed “Criminator”—a methodological framework and XR tool that simplifies animation authoring. We evaluated this tool with participants trained in criminology ($n=6$) and untrained individuals ($n=12$). Both groups were able to successfully complete the character animation tasks and provided high usability ratings for observation tasks. Criminator has potential for hypothesis testing, demonstration, sense-making, and



This work is licensed under a Creative Commons Attribution 4.0 International License.
CHI '26, Barcelona, Spain

© 2026 Copyright held by the owner/author(s).
ACM ISBN 979-8-4007-2278-3/2026/04
<https://doi.org/10.1145/3772318.3791210>

training. Challenges remain in how such a tool fits into the entire judicial process, with questions about including animations as evidence.

CCS Concepts

• **Applied computing** → **Law**; • **Human-centered computing** → **Virtual reality**; *Interactive systems and tools*.

Keywords

Crime scene reconstruction, virtual reality, animation authoring

ACM Reference Format:

Vahid Pooryousef, Lonni Besançon, Maxime Cordeil, Chris Flight, Alastair M Ross AM, Richard Bassed, and Tim Dwyer. 2026. *Criminator: An Easy-to-Use XR “Crime Animator” for Rapid Reconstruction and Analysis of Dynamic Crime Scenes*. In *Proceedings of the 2026 CHI Conference on Human Factors in Computing Systems (CHI '26)*, April 13–17, 2026, Barcelona, Spain. ACM, New York, NY, USA, 18 pages. <https://doi.org/10.1145/3772318.3791210>

1 Introduction

In modern criminology, solving a crime requires a multifaceted process that may involve experts from various departments within law enforcement as well as coordination between law and justice agencies. Recent Human-Computer Interaction (HCI) research has found opportunities for Extended Reality (XR) for autopsy, exploring novel techniques for immersive dissection of CT-scan imagery [5, 68, 69]. While autopsy focuses on cause of death investigation of the victim, crime examination begins with Crime Scene Investigation (CSI), followed by forensic analysis of evidence, and can be further followed by the Crime Scene Reconstruction (CSR) process to determine various aspects of criminal events. In this paper, we explore novel opportunities for easy-to-use crime reconstruction in XR.

Based on the definitions provided by OSAC Standard Criteria for CSR [86], CSI refers to an examination of a scene to locate, document, process, collect, and preserve items of potential evidentiary value. On the other hand, CSR is the process of gaining explicit knowledge of the series of events that surround a scene using deductive and inductive reasoning, physical evidence, scientific processes, and their interrelationships. CSR deals with particular moments in time and is supported by specific data but often there are gaps between these defined static events. A Scene Re-enactment (SR) is the demonstration of presumed events that can be based, in part, on either physical or testimonial evidence. SR is sometimes used to present what may have occurred based on the conclusions of CSR and can be used to fill in gaps between specific defined events supported by specific data which has been documented or cited. This often requires a presumption of activity, or actions based on expectations and/or personal influence.

We refer to CSR in Virtual Reality (VR) throughout this paper, but our focus is closer to this latter definition of SR. The ultimate goal of CSI and CSR processes is the preparation of reports for legal authorities to aid in crime determination. However, conducting a thorough and accurate investigation often requires multiple and/or prolonged visits to the scene, which can risk contamination and evidence loss or destruction. Additionally, crime scenes may be difficult to access or pose safety hazards to investigators [85].

In such cases, CSR enables the further analysis of collected evidence away from the original site, thereby enhancing the comprehensiveness and accuracy of findings without contaminating the scene. This process has been significantly advanced through the use of computer graphics tools and 3D scanners which have become standard practice in CSR.

Analysis of 3D models of crime scenes is often done using standard desktop workstations with 2D displays. Such use of technology is typically reserved for high profile cases, due to the high cost of special equipment and skilled modellers. For example, NSW Police’s 3D reconstruction of the 2014 Sydney Lindt Café siege was presented in court as a video simulation [3]. This simulation revealed the snipers’ field of view from multiple angles, enhancing the understanding and assessment of police responses.

Despite the potential for 3D modelling to assist with crime-scene reconstruction, the limited screen size and field of view as well as the lack of depth perception and difficulty of navigating a 3D scene using 2D display and input devices reduces their usability in this role. By contrast, immersive visualisation through VR and Augmented Reality (AR) (collectively XR) technologies enables rendering and experiencing large-scale 3D environments at their actual size, which improves sense of presence and spatial perception. Furthermore, immersive technologies provide more intuitive and efficient interfaces that enables seamless interaction with 3D models, as well as facilitated communication between users. These advantages have motivated many research studies on reconstruction, analysis, and presentation of crime scenes [73, 85, 88].

In addition, existing tools and studies in this domain mostly consider only static representations of crime scenes. While these help to investigate spatial relationships between objects and events, they do not support investigation of temporal relationships and their reconstruction from witness statements or surveillance camera footage. Dynamic scenes have been reconstructed for special cases but advanced 3D modelling and animation techniques are required. The potential benefits of XR technologies for cost-effective visualisation of temporal events in dynamic scenes remain underexplored, particularly in terms of ensuring high usability and accessibility for individuals with limited animation skills.

To address this problem, we collaborated with forensic investigation experts to examine how immersive technology might democratise CSR, making it accessible to those without specialised 3D modelling or animation skills. This approach could help investigators, legal professionals, and other stakeholders to more effectively visualise, analyse, and present crime scenes. Our research also evaluates whether such reconstructions enhance investigation, presentation, and perception, or whether they introduce challenges such as misinterpretation, bias, and further technical complexity. In summary, our contribution is fourfold.

- A report detailing our co-design process with forensic/crime investigation experts highlighting their feedback and our insights regarding requirements for XR CSR (Section 3).
- A framework and implementation of a toolkit for rapid prototyping of animated crime scenes, see Figure 1 and Section 4, which we dub “Criminator”, short for “crime scene animator”.
- A study (Section 5) involving two participant groups: laypeople (representing jury) and individuals trained in criminology

(experts), reveals results (Section 6) concerning the usability and the potential for hypothesis testing, presentation, and training.

- A discussion of the broader implications and design recommendations for the HCI community within legal and visualisation contexts (Section 8).

2 Background

Crime scene investigations can vary greatly in complexity in terms of the evidence that must be collected and considered in analysis. Forensic examinations can employ a wide range of methods, such as 3D modelling and visualisation [11, 61], DNA identification [26], laser-based measurement [55], and statistical analysis [60]. In this section, we focus specifically on visualisation and interaction methods that support human visual cognition for understanding, analysis, and presentation in judicial processes, excluding techniques that—while useful in forensic and legal contexts—do not directly serve these purposes. Within this scope, we first outline visualisation techniques and their respective strengths and weaknesses concerning legal criteria, then review XR and animation capabilities for CSR in greater depth, which are the primary focuses of this work.

2.1 Benefits and Concerns of Visual Fidelity-Levels of CSR

Despite technological advances in visual analytics, traditional methods such as sketching, photography and videography remain widely used in a crime scene investigation to quickly collect data and document observations due to the need for timeliness [61]. Depending on the nature of a criminal event, other visual-based methods may also be employed that provide more precise capture of crime scene details and therefore higher-fidelity reconstruction. However, it is crucial to understand how different fidelity-levels and technologies can be beneficial in a legal context, and at the same time what extra challenges they can impose.

Aforementioned traditional methods offer only 2D views of a crime scene. Sketches can be used to quickly map geometry and mark key details for communication, but they lack accuracy, are subject to human-error, are easily altered, and therefore are not reliable enough for court on their own. Photos and videos capture more detail and can verify sketches and may be less prone to manipulation and errors, yet they still flatten a 3D scene into 2D views at the time of capturing. The disconnected views and lack of navigable viewpoints increase cognitive load when trying to understand spatial relationships between items.

Computer graphics techniques that simplify 3D reconstruction have been used in crime scene analysis for decades [20, 64]. More recent techniques create high-fidelity, realistic 3D scenes through laser scanning [71], video walk-through [37], and photogrammetry [91]. Each of these techniques has advantages and disadvantages in different conditions [32, 35]. The need for manual modelling also remains for non-existing and damaged objects. Compared to photo and video evidence, these 3D model representations provide connected views and viewpoint movement, enhancing human comprehension and decision-making [48].

Despite the benefits of 3D visualisations, creating such models requires equipment and skills that are not widely accessible in different jurisdictions. In addition, the high-fidelity and realism of visualisation techniques—regardless of whether they are reconstructed from accurate evidence or based on inference—have been found to be persuasive and could potentially deceive other involved parties, especially jurors [77]. For this reason, Bailenson *et al.* [10] suggests that the more realistic visualisations and simulations are, the more interactive tools are necessary. Such interactive tools must enable creation and visual comparison of alternative hypotheses. In other words, the more advanced technologies for reconstruction become, the more important it is to provide accessible tools that “open the black box”, supporting explorability and explainability of the provenance of the reconstructed crime scene model. XR is receiving increasing attention as a platform for 3D visualisations that enable more natural and simplified navigation and interfaces, despite the initial costs of hardware and software development. This area is discussed in detail in Section 2.2.

Another important criterion for using and developing new techniques in a legal context is validation. Validating new techniques and methods from first principles can be a lengthy process. However, such techniques are often not entirely novel but instead represent variations of established methods. Recently published ISO 21043 Forensic Sciences permits variations and deviations from verified and validated methods to be used in a forensic examination as long as they are technically justified and recorded [63]. The standard also allows “professional opinions” and subjective interpretation for determining likelihood of a proposition using an interpretative method when it cannot be determined statistically. Although this does not grant a permission to a new technique to be deployed in legal settings directly, this opens a pathway to it.

Due to high dependency of judicial processes on human decision-making, a proper justification of a method should consider many human factors [33, 52, 83], including but not limited to, ease of perception, ease of use, human errors, bias, persuasiveness, fairness, and evidentiary/hypothetical distinctness. The many dimensions of human factors emphasise the role of HCI researchers to closely work with forensic professionals—for their professional judgement—to design interactive tools that technically justifiable for specific use cases with clear boundaries of intended use.

This perspective underpins our work: we develop a framework and a variation of existing tools—CSR using XR—through an expert-in-the-loop design process, and evaluate it with both criminologists and lay participants to determine whether the level of fidelity afforded by our tool enhances accessibility, supports perception and informed decision-making, reduces misjudgement, and facilitates hypothesis testing, or can also have negative effects on these aspects.

2.2 CSR using XR

Due to the 3D nature of crime scenes, XR technologies offer potential as analytical platforms. AR headsets [66] and tablets [85, 88] have been used to annotate crime scenes and document them through photos and videos, accelerating the capturing process via virtual markers for indoor use cases. Gee *et al.* [44] introduced a system that enables remote experts to collaborate with on-site

operators for large-scale mapping and data capture using handheld AR for indoor and outdoor areas. Similarly, Datcu *et al.* [34] examined handheld AR combined with shoulder-mounted cameras to provide collaborative, distributed guidance for on-site operators from remote experts. These methods improve efficiency and comprehension of on-site investigation.

While AR has been utilised for collecting and analysing data at crime scenes, VR has mostly been applied for off-site examination in previous studies. For example, Süncksen *et al.* [87] used VR to visualise a 3D-modelled scene with numerous characters and bullet trajectories to support detailed inspection. Due to advances in 3D scanning, Reichherzer *et al.* [73] created point clouds from 3D scanner data, enabling investigators to explore and analyse a digital twin of a crime scene in VR. In another related study, Rinaldi *et al.* [74] combined a scanned crime scene in VR with photographs placed at their real position within the virtual scene, providing the off-site investigation with spatial context for photographs. Our work builds on these studies, visualising spatial context in VR. Notably, however, we employed only very recently available Gaussian Splatting techniques [53] to render captured physical environments in significantly higher fidelity.

XR offers trainees an accessible and cost-effective platform to repeatedly practise crime scene investigation protocols in a realistic context, experiencing the complexity and diversity of physical crime scenes first hand [6, 7, 29]. Gamification has enabled the creation of more interactive environments by simulating crime scenes, collecting clues, and conducting examinations in VR [89, 90, 97].

In addition to static representations, forensic animations have been used to analyse traffic accidents [24], airplane crashes [2], bullet trajectory analysis [41], and human posture simulation [92] for both crime/incident investigation and courtroom presentation. However, scientific discussion and research particularly regarding effective and accessible tools remain notably limited.

To conclude, research has found benefits in 3D scene reconstruction and using XR for inspection, training, and presentation. However, past work has focused on static reconstruction, animation of very specific scenarios, or gamification. The potential of XR for reconstructing temporal relationships between objects in realistic context is underexplored.

2.3 Authoring Animation using XR

While 3D animation is widely used in XR applications, it typically requires advanced desktop software, skilled 3D modellers and animators, specialised equipment, significant budget and time investment. However, in recent years, attempts have been made to create animations within XR environments to leveraging 3D interaction, as well as direct and embodied manipulation.

Past studies focused on non-humanoid [28] and humanoid [30, 43, 101] character animations with low-level control of joint positioning and key-frame recording. This approach—inspired by desktop equivalents—has been adopted by other studies as well. Vogel *et al.* [93] developed a VR tool with extensive capabilities for creating animations, allowing users to directly manipulate and alter models and animations. Similarly, Zhang *et al.* [99] explored how a visual programming interface, similar to Unreal Engine's Blueprints, can support the creation of interactive scenes in VR. However, both

remain relatively complex to use, requiring skill and time to create an animation. By contrast, collaborative authoring [65] as well as artistic and cartoonish animation [70, 80] are among the efforts to ease direct animation creation in XR.

While these tools advance animation creation, a faster solution is necessary for frequent workflows. Li *et al.* [58] developed an AR-based tool that enables rapid animation prototyping with physical proxies, reducing required skill but facing challenges in proxy construction and managing physically-constrained object interactions. Similarly, Wu *et al.* [98] provides an AR tool for capturing and viewing character animations within a scene, and only a limited flexibility in terms of interaction—such as triggering a button—with other virtual objects or the environment, making it mainly suitable for developing step-by-step training materials and quizzes.

Among XR animation authoring tools, to the best of our knowledge, Flipside XR [1] is the most capable of meeting our requirements for animated crime scene reconstruction. It is a feature-rich VR application designed for fast 3D VR social media content creation. It enables the rapid creation of animations with relatively low detail, and animating characters from first person view. It also allows for the expansion of objects and dynamics for developers. However, it is a closed-source, proprietary software application. While it supports third-party plug-in development, the current version lacks the flexibility required for developing customised features for crime scene reconstruction.

3 Method

We conducted a co-design process [76] with forensic investigation experts as outlined in Figure 2. Co-design is a prevalent methodology in HCI, specifically XR studies [4, 23, 82], to build usable tools and prototypes for the target(s) groups including forensic applications [56, 68]. In total, we incorporated the perspectives of six forensic experts both prior to and during the design process (see Table 1). Expert 1 and 2, who maintained continuous involvement, later joined the authors of this paper to contribute in validating user study's results, writing and improving comprehension of the paper, as it is also seen in highly specialised domains (e.g., [13, 16, 68]).

As a result, the development team (the authors of this paper) comprises specialists in forensic science, HCI and XR. To facilitate more effective communication among experts from different fields, we employed multiple levels of prototyping:

- (1) First, ideas were sketched on paper (low-fi prototyping).
- (2) Once the concepts became more refined, we followed a Wizard of Oz approach [45]—here, creating a set of demonstrative user interfaces and captured animation using a motion tracker system to better visualise the overall structure and capabilities of the toolkit in communication with the forensic investigation experts.
- (3) Finally, a high-fidelity prototype was developed when a consensus was reached on including a given feature. However, all features were not implemented at once; rather, for each new set of features, these phases were more or less repeated.

We then evaluate the usability and effectiveness of our developed prototype through a user study consisting of two stages for observation and animation authoring capabilities, Section 5. It will gauge how usable, effective and limited this toolkit is for observation and

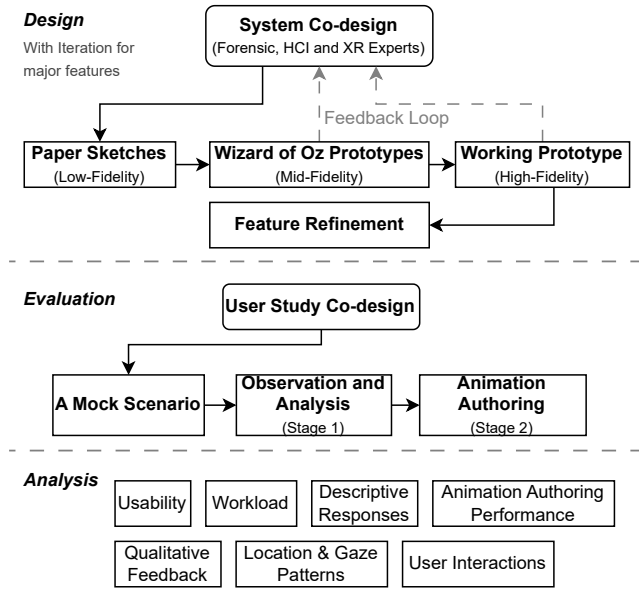


Figure 2: Our methodology for design, evaluation and analysis.

Table 1: Experts’ details involved in the co-design process.

#	Co-author?	Profession	Years of Experience
1	Yes (4th)	Crime Scene Reconstructionist	10+
2	Yes (5th)	Forensic Scientist	50+
3	Yes (6th)	Forensic Odontologist	20+
4	No	Crime Scene Examiner	30+
5	No	Forensic Scientist with Law-Enforcement Agency	10+
6	No	National-level Police Officer and Forensics Researcher	10+

animation authoring. More details about the questionnaires and test are provided in Section 6.

4 Criminator System Design

To establish a coherent design rationale for our system, we gathered requirements and criteria from discussions with forensic experts.

4.1 Experts’ Insights

The 2023 International Association of Forensic Sciences (IAFS) meeting [75] emphasised the necessity of a scientific approach and adoption of new technologies in forensic investigations. From this perspective, the scientific approach includes observation, critical thinking, problem-solving, hypothesis formulation, and reconstruction. In addition, through discussions with experts in this field and informed by OSAC guidelines [86], we have concluded that the technology for CSR must support the following principles:

- The CSR methodology requires the application of critical thinking and the scientific method.
- CSR should not rely on logical flow, common sense, personal beliefs or expected behaviours to define the sequence events, rather it must be supported by physical evidence, scene context and/or physical laws.
- A reconstruction requires contextual information to guide the analysis. However, reconstructionists must take steps to mitigate impacts of cognitive biases on their work.

Such system must also meet criteria to ensure practical applications:

Usability Once completed and validated, it should be accessible and readily usable for any crime scene investigator involved in the investigation of complex crimes with minimal training required.

Timely The tool should be capable of displaying different, viable scenarios in a short space of time.

Flexibility It requires flexibility to adapt to the changing circumstances and information related to crime investigation and the impact these have on reconstructing the crime.

Information transfer It should be easily demonstrated and explainable to decision makers (e.g., the judiciary and juries) who are involved in the justice process, especially where viable alternatives are demonstrated. Courts are adopting an increasingly favourable attitude to the supportive use of technology in the presentation of expert evidence [78]. Once a crime scene reconstructionist has determined the most likely scenario(s), the crime scene prototype(s) could be demonstrated to the court, judge and jury, to assist them in their decision-making process.

4.2 Mechanisms

To implement a prototype system for reconstructing animated crime scenes, we first developed a generic mechanism or framework inspired by regular video editing tools. Figure 3 illustrates an overview of the underlying mechanism behind the system. In this figure there is a track container that holds multiple tracks. Each track can have multiple time slots. Each slot has a start frame, end frame, and a set of effects. Effect is an abstract entity that can be developed for a wide range of effects. It includes a *target* property that specifies which object the current effect is applied to. Each implemented effect may have additional parameters as needed. Additionally, each implemented effect should store its animated data and retrieve it as necessary. Controllable object is also an abstract entity that represents props and objects that can receive effects, facilitating the extension of both effects and props (i.e., controllable objects) with minimal effort. For this study, we implemented several types of controllable objects and effects, detailed in Section 4.3.

There are also some constraints in this architecture that—while not explicitly visible—enhance the system flexibility and prevent excessive complexity in managing animations. Here are the key constraints:

- (1) Between two tracks the one that has a lower number (i.e., the upper track) has higher priority. This means that if two effects control the same attribute of the target object, the effect with higher priority overrides any changes applied in that frame.

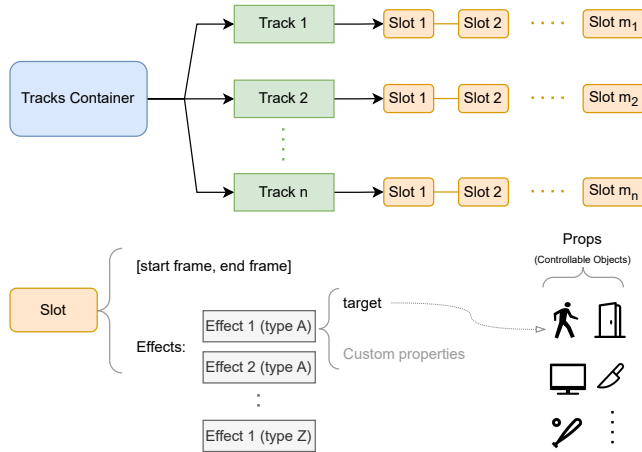


Figure 3: Overview of CSR in VR mechanism.




Figure 4: Animation Editor UI.

- (2) Multiple instances of the same type of effect may be present in a single slot, only if they have different target objects.
- (3) Slots within the same track do not overlap. This simplifies priority management already determined by track priority constraint (Constraint 1).

4.3 Criminator Features

The described mechanism requires a user interface to apply the structure and constraints, implementation of the necessary effects and props for crime scene investigation, and an animation recorder and player to run the created tracks, slots, and effects.¹

4.3.1 User Interface. The main User Interface (UI) in this toolkit is the animation editor panel. This panel provides necessary functions needed to manage tracks, slots, effects and the parameters. The main functions accessible on this panel (numbered as per Figure 4) are:

- 1) **Top bar** creating a new track, storing and loading animation, playing and pausing animation, following mode, and hiding the panel.
- 2) **Right bar** creating and deleting a slot.
- 3) **Track control area** sorting tracks, disabling or making their effects invisible, locking modification, and deleting them.
- 4) **Slot control area** time slider (green button), drag and dropping slot in a different location in the same or different track, as well as trimming a slot duration by dragging each end of the slot.

¹Source code is provided at <https://github.com/vahpy/XR-Crime-Animator>



Figure 5: Effects (3 left) and props (right) panels. The Effects section includes: (left) a list of current effects attached to a slot, shown as “target prop:effect”; (middle) a list of all available effects that can be added to a slot; and (right) the parameters of the selected effect.

Upon selecting a slot on the editor, a small rectangle panel is shown next to the editor, and a user can add and manage effects. As seen in Figure 5, the effects panel has three states:

Slot’s effects shows a list of attached effects to the slot, with buttons for adding an effect or deleting one.

Effects list shows a list of available effects to be added to the slot. **Effect parameters control** provides control over parameters of an effect.

As seen in Figure 5, users can add a prop to the scene from the **Props Menu**. This list can be expanded to include as many props as necessary.

In addition to regular selection, manipulation, and navigation using the controllers, users can also start and stop recording, toggle the animation editor and props menu, and switch between ground-level and top-down views directly via the controllers (see the guiding labels in Figure 4). They can also hold grip buttons to zoom in and out along the depth axis by adjusting the controller’s distance, and to move (pan) the view by shifting the controller in any direction, which is especially useful in a top-down view for “birds-eye” navigation.

4.3.2 Effects and Controllable Objects for CSR. As mentioned Section 4.2, effects and controllable Objects are two abstract entities in this architecture that can be implemented as add-ons depending on the application. To better handle the diversity of objects, we also implemented two levels of abstraction such as *triggerable* and *non-triggerable* controllable objects. In this prototype, we extended the toolkit to support a typical crime scene scenario such as the one described in Section 5.1. The list of controllable objects can include human characters, criminal instruments, pieces of furniture, buildings, investigation markers, notes, measurements, and photos. Most of these objects are quite straightforward to implement. However, it is worth explaining the environment (such as buildings and furniture) implementation in more detail.

While it is possible to create a building with 3D models, we also utilised Gaussian Splatting [53]—a novel and high-quality 3D scanning and volume rendering technique—for realistically representing the actual crime-scene environment. With this approach, a significant portion of modelling the environment and context through 3D models is simplified by a quick scan with a phone, which also provides a more realistic context. While in the past, 3D capture of real-world environments relied on expensive equipment such as

tripod-mounted LIDAR, phone-based scanning is becoming ubiquitous, being easier to use, faster (hours vs. minutes), cost-effective, and more accessible for defence and police departments across the world, and, as such easier to integrate in workflows. Previous research [84] also shows that phone 3D scanning offers acceptable results for bloodstain pattern analysis in forensic examinations, which meets the quality requirements of our study.

Effects are more complex and their implementation difficulty highly depends on the type of effect. They can modify the state and properties of objects or even create new objects. Additionally, they can access various features of the Unity game engine, such as particle systems, audio, and physics. The key implemented effects in this toolkit include:

Full Body Tracking A crucial effect for character animation, utilising the Meta Movement SDK to estimate full-body joint positions for natural movement. This effect provides estimations rather than precise position tracking.

Rigid Transform Captures changes in an object’s transform properties (position, rotation, and scale) per frame or at keyframes, interpolates between them for smooth transitions, and applies physics such as collision and gravity configured by the user.

Interactive Transform Records the state changes of interactive props, such as weapons or other triggerable props.

While not directly used in the study, we also implemented a “Floating arrows” (animated arrows showing connections) and a “Fire” effect, with their parameters such as the type of fire as shown in Figure 5. Except for the two latter effects, the other effects store animation in the Unity standard animation format.

4.3.3 Animation Recorder and Player. Playback. On playback start, an effect receives a START signal if:

- The user presses play with the time slider in the slot’s range.
- The time slider reaches the slot’s start frame.

During playback, the effect receives an UPDATE signal per frame; If paused or reached the effect’s end, it receives a PAUSE.

While the UPDATE signal eliminates the need for a START signal for many types of effects, distinguishing them simplifies implementation, especially when continuous playback is handled differently from per-frame updates or one frame playback.

Unlike most video players, on the playback start, our proposed animation player requires a quick playback of all effects in all tracks up to the current frame, even if the current frame has already passed those effects’ end frame. However, the implementation may vary depending on the effect, as some effects always have their final state at the end frame. To optimise storage, effects may record only changes from the previous frame, necessitating quick playback to determine the final state. Obviously, effects must store the initial state of the target object at the first frame.

Recording. To record an effect, whether continuous or at specific key frames, animation recorder notifies only the currently selected effect to store changes to its target object(s). All other effects switch to playback mode instead. Therefore, a user see the animation in VR, while recording changes to an effect.

For simplicity, the recorder also appends frequently-used effect, such as object movement effect, automatically to the selected slot

when needed. This reduces steps needed for creating animations involving multiple objects and effects. For instance, when animating a character and it picks up a prop or shoots with a gun.

5 User Study

With the guidance of forensics experts (Table 1), we designed a user study based on a task analysing a mock crime scene. The context is a dynamic scene with an ambiguous sequence of events, multiple individuals, and areas where viewing angles could either enhance or obstruct the observer’s view.

5.1 Scenario

A crime occurs in a building with a long hallway and a small lounge area, as seen in Figure 6. The scenario involves three individuals: a witness (orange person), an attacker (green), and a defender (purple), as depicted in Figure 6b. This figure illustrates key moments in the scenario. At the beginning, the witness is walking toward the study room from the end of the hallway, while the defender is heading toward the room to throw trash in the bin. As this happens, the attacker notices the situation and grabs a knife that was on a table. The defender raises both hands to signal that they mean no harm, but the attacker continues walking toward them. The defender then notices a baseball bat on the couch, grabs it for protection, and prepares to defend themselves. At this point, the witness senses something unusual and turns back toward the door. The attacker attempts to injure the defender with the knife. The defender begins defending themselves and strikes the attacker with the bat twice, knocking them to the ground. As the defender strikes, the witness looks back to see what is happening. Afterwards, the defender drops the bat, walks away, then after a few steps returns to check on the attacker.

5.2 Tasks

The study consists of two stages, approximately one hour total. The first stage involves determining whether the current tool provides an easy way to observe a crime scene, and how the viewing angle influences interpretation. This aspect has been investigated in previous studies, allowing us to evaluate whether our findings align with existing research. In the second stage, we focus on the animation creation task, which is the primary goal of our proposed tool. Since no comparable tool for authoring is available, comparing usability and task load scores between the two stages provides an indirect way to assess how our authoring tool perceived relative to observation-only tools.

5.2.1 Stage 1. Observation and Analysis. In this stage, the participant is required only to observe the pre-generated animation of the scenario from different perspectives.

Task 1 The participant is allowed to view the animation only from approximate areas where the witness is walking.

Task 2 The participant views the animation from a top-down perspective (at an approximate height of 20 metres) without restrictions on movement. Additionally, they may move up to 10 metres closer to the ground if necessary.

Task 3 The participant can observe the animation from inside the building without any restrictions.



(a) The scenario's environment from top-down view.



(b) Key moments of the user study's scenario, chronologically ordered from left to right and top to bottom.

Figure 6: The overview of the user study's scenario.

After each task, participants are asked to answer the following questions:

- *What actions did the purple character take, and what was their intention?*
- *What could the witness see, and how many individuals did they identify in the scene?*

Additionally, we ask about the participants' level of confidence in their responses after Task 1 and how they revise it after Task 3. Participants may replay the animation as many times as needed until they feel prepared to answer the questions.

5.2.2 Stage 2. Animation Authoring. In this stage, the participant must take on the role of the purple character and replicate the animation until they deem it correct. To accomplish this, they are required to set up an animation by adding a purple character and a baseball bat. In addition, they need to configure necessary settings for animation creation, including creating a track, a slot, adding

body-tracking effects to the slot and assign the character as its target.

5.3 Tests, Questionnaires and Rationale

Participants are assessed individually and collectively based on their responses and performance in both qualitative questions and quantitative measures, as follows:

Usability and workload. System Usability Scale (SUS) [21] and NASA Task Load Index (TLX) [46] are commonly used questionnaires in HCI studies [54] to measure usability and perceived workload of a system/tool/method. We used raw NASA-TLX, since the second part of the survey may be confusing for participants [14] and is also common in the field (e.g., [14, 79]). While SUS and NASA-TLX scores provide valuable insights, these should typically be assessed against a baseline. This study focuses on animated crime scene authoring, however, as reviewed in Section 2.2 there is no similar tool in XR to compare as a baseline. Desktop software capable of making character animations is overly complicated, requiring significant training, which is not feasible for non-experts in 3D modelling.

Descriptive Questions for Stage 1. Stage 1 explores benefits and challenges of crime scene observation and analysis in VR from trained forensic experts and untrained people. This represents different stakeholders involved in a crime examination and judgement, through their qualitative responses to the aforementioned questions for Task 1 to 3. These questions have been designed to assess how observing animated crime scene from different angles affects an observer's perception of events and intentions.

Animation quality assessment. We conduct a blind expert review process in two rounds (reviewers are the first and second experts in Table 1). The animations are randomised for each reviewer and each round. Each reviewer watch each animation and rate it from 1 (poor quality) to 5 (excellent quality) with notes about the criteria they deducted a score. Given that the dataset consists of 17 animations featuring similar actions and that participant number and group are undisclosed, we anticipate that reviewers will be unlikely to recall their previous ratings for a specific animation.²

Location and gaze patterns. We collect the participants' location and gaze direction in Stages 1 and 2 for each task separately. For Stage 1, it is useful to collectively analyse what locations participants usually choose to observe an animated scene in VR from different angles and their respective field of view. For Stage 2, the participants' location can show how the path in the character animation could vary among participants, which complements the animation quality assessment.

Observations from user interactions Some behavioural data remains hidden from the aforementioned tests and data collection, which also may not be included in the participants' reflection on their performance. This not only provides insights to the XR and forensic research communities in future research, it also helps in understanding the reasons behind some of the resulting data.

5.4 Qualitative Analysis Method

After completing the user study, participants responded to five open-ended questions addressing comparisons with conventional tools,

²Additional details on the assessment design provided in the Supplemental Material .

the effect of animation on interpretation, the impact of different viewing angles, potential use cases, and suggested improvements.

Due to the exploratory nature of this qualitative study, we conducted an inductive analysis approach using reflexive thematic analysis [18, 19] by two coders. The coders initially familiarised themselves with the participants’ responses. They then independently coded the responses. In a separate session, they discussed their codes to identify shared ones, and any disagreements were resolved by a third researcher who is a crime scene reconstruction expert among the authors (#1 in Table 1). They further identified initial themes, then reviewed and refined them to reach a final set of themes.³ The generated themes, reflexive analysis and a visualisation of quantified codes are detailed in Section 7.

5.5 Participants

Table 2 details the participants’ demographic and experience information. We recruited 18 participants, including 6 who had a degree or at least formal training in criminology or crime scene investigation (trained group). The untrained group comprises university students, ranging from undergraduate to PhD level, in fields such as IT, engineering, and science. We denote participant ID (PID) of the trained group with T1 to T6, and untrained group with U1 to U12 in the rest of the paper.

Table 2: Participants’ demographics and experience. The trained group comprises T1–T6; the untrained group comprises U1–U12. XR experience levels are Daily, Weekly, Monthly, Rarely, and Never. CSI experience levels are Expert, Advanced, Intermediate, Basic, and No knowledge.

PID	Age (Year)	Gender	XR Experience	CSI Experience
T1	25	F	Rarely	Advanced
T2	52	M	Monthly	Expert
T3	47	M	Rarely	Advanced
T4	[36-45]	M	Rarely	Intermediate
T5	28	M	Rarely	Basic
T6	[36-45]	M	Never	Basic
U1	23	M	Rarely	Basic
U2	28	M	Monthly	Basic
U3	35	F	Rarely	No Knowledge
U4	34	F	Rarely	Basic
U5	39	M	Never	Intermediate
U6	33	F	Never	No Knowledge
U7	30	F	Never	No Knowledge
U8	29	M	Weekly	Basic
U9	[26-35]	F	Rarely	Basic
U10	[36-45]	F	Weekly	Basic
U11	28	F	Monthly	No Knowledge
U12	[26-35]	F	Rarely	Basic

Interestingly, some participants from the untrained group, believed they had basic to intermediate knowledge, primarily because of movies, games, and documentaries they had watched or played.

³A report on the identified codes, grouping and generated themes is provided in the supplemental materials.

Before starting stage 1, participants received training on the user interface, VR navigation, and usage of the tool. For stage 2, participants were instructed to add tracks, create arbitrary props and effects, record and play back animations, as well as sort, trim, and delete slots. They completed these tasks at their own pace under the guidance of a facilitator. This study was approved by Monash University’s ethics committee (No. 44402).

5.6 Setup

We used the Meta Quest Pro VR headset for this study. Due to the processing complexity of Gaussian Splatting rendering for the captured building, we ran the application within Unity on a PC and streamed it to the headset via Meta Quest Link (Air Link) over a 5G Wi-Fi network. The application was run on Unity version 2022.3.29f1, using the Mixed Reality Toolkit 3 and the Meta Movement SDK. The PC specifications were: Intel i9-9900K 3.6 GHz CPU, 64 GB RAM, and an Nvidia RTX 2080 Super GPU.

The environment has been scanned from three different locations within the building by Niantic’s Scaniverse application on an Apple iPhone 15 Pro Max. The point-cloud data was merged and rendered by Unity Gaussian Splatting package.⁴ The user study was conducted in an indoor space measuring 6 × 4 metres, allowing for free movement within the area. We visualised the results data using Matplotlib [49] and Seaborn [94] libraries.

6 Quantitative Results

We report on usability, task load, qualitative feedback and observed patterns of behaviour.

6.1 Usability and Workload Analysis

The trained expert group was small ($n = 6$). A Shapiro-Wilk test rejected the normality of Stage 1 SUS scores [81] ($W = 0.8901$, $p = 0.039$). We therefore use Wilcoxon Signed-Rank test [95] and Mann-Whitney U test [62]—classically non-parametric tests used to analyse questionnaire data in HCI [96]—where appropriate.⁵ We use p-values in this section, but avoid dichotomy in interpretation⁶. We report confidence intervals for overall scores to interpret effect size visually [12, 36]. We discuss here the results for which we have evidence—even if weak—for comparing groups, while full results are available in the Supplemental Material.

Figure 7 shows scores between stages and groups for both SUS and NASA-TLX. Comparing between stages for each group separately using the same test indicates only strong evidence of SUS differences for the untrained group ($W = 9.5$, $p = 0.042$), and weak evidence of differences of NASA-TLX for the trained group ($W = 0.0$, $p = 0.062$) between Stage 1 and 2. The large error bars in the group-separated measures may explain the weaker evidence compared to the combined results presented earlier.

Using Mann-Whitney U test to compare the groups, we found no clear (or only weak) evidence of differences between the trained and untrained groups across any stages or measures. Therefore, we present the detailed scores for combined groups below.

⁴github.com/aras-p/UnityGaussianSplatting, Access 9-6-2025

⁵The SUS and NASA-TLX questionnaires’ results as well as comprehensive normality check and justification for tests are provided in the Supplemental Material.

⁶Following current guidelines on statistical interpretation [8, 15, 31, 47]

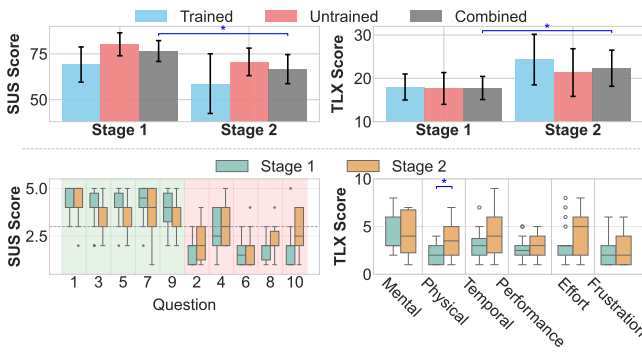


Figure 7: SUS and NASA-TLX scores. Comparison of usability (top left) and task load (top right) for each stage and group. Error bars: 95% bootstrap CIs. (Bottom left) Comparison of SUS questions' scores between Stage 1 and Stage 2. Higher scores on positive questions and lower scores on negative questions indicate better usability. (Bottom right) NASA-TLX scores between Stage 1 and Stage 2. High scores mean higher demand for all dimensions, except performance where higher score indicates poorer performance. “” indicates significant differences ($p < 0.05$) between pairs.**

The detailed SUS scores (bottom left in Figure 7) indicate participants are mostly positive about most aspects of the usability, but need training (strong evidence of differences for Q7 ($W = 0.0$, $p = 0.015$) and Q10 ($W = 5.0$, $p = 0.002$)) for Stage 2.

As outlined in Section 5.3, raw score comparisons across different domains and cohorts are less informative, but indicate how our prototype has been generally appreciated. Based on the Sauro-Lewis Scale [57], Stage 1's SUS ($M = 76.53$, $SD = 12.46$) ranks B (above average, 70-79 percentile), and Stage 2's SUS ($M = 66.67$, $SD = 17.21$) as C (average, 41-59 percentile).

6.2 Stage 1 Descriptive Responses

From witness area. From the end of the hallway most observers (12/18) could identify all purple character movements within their visual field, except for the action of throwing away rubbish, and the hand movements of the green character. They noticed that a fight occurred, but the intention was unclear to them. From that distance, most participants (15/18) failed to identify the weapon held by the green character; among these, some (6/18) even perceived the green character's hand as empty. While all participants regarded the purple character as likely responsible, many (8/18) clearly expressed uncertainty, particularly because of the purple character's posture of surrender prior to the fight. Nevertheless, all participants expressed a degree of uncertainty as they were unable to see inside the room clearly, and were also unsure about the number of individuals present. However, only a few correctly recognised which specific parts the witness could not have seen, because most participants focused primarily on the purple character or did not closely follow exactly when the witness turned around or track their perspective accurately. The trained group's descriptions clearly included more detailed information, such as an estimated distance of the witness from the purple character, “approximately

10 metres” (T2), or “an instrument, probably 60-70 centimetres long” (T3). The actual distance at their closest point, however, is around 17.5 metres.

Top-down view. A large number of participants (14/18) concluded that the purple character did not perform any direct action against the green character. However, it was still unclear what activity was occurring when the purple character entered the room, which might have triggered the aggressive behaviour of the green character. Nevertheless, the green character's aggressive posture towards the purple character, combined with the purple's surrender posture, led most participants to conclude that the purple character was likely acting in self-defence. Other uncertainties arising from this perspective included the exact weapon held by the green character—although some participants made guesses about it—as well as the precise action the green character was performing. Even though we positioned this angle at a height of 20 metres to provide coverage of the entire corridor, some participants requested to zoom in; upon doing so, they were able to identify the type of weapon held by the green character but failed to recognise the purple character disposing of rubbish. Very few participants (3/18) continued to pay attention to the witness from this angle. However, those participants did not obtain any additional information.

Inside the room. From this angle, all participants had a clear and accurate interpretation of the event and could correctly identify who was the attacker and who was defending. However, some participants were still uncertain about the intention of the green character, questioning why they engaged in the conflict that probably some details have not been visualised. Furthermore, a small number added additional points. For example, comments were made such as, “I'd be moving a lot faster because that knife is still in play. I wouldn't be dropping the bat” (T3), “it doesn't seem premeditated or anything, because why would you leave the bat?” (T6), and “the knife angle was a bit out there for actual stab attempt” (T3). Such observations raised suspicions about whether the self-defence was genuinely provoked by a threat. Another comment was, “I didn't see any rubbish in the purple character's hand” (U9) referencing animation details caused uncertainty for the participant about whether the purple character was picking up or placing something that led the green character to initiate the conflict. Nevertheless, this participant considered those possibilities very unlikely.

6.3 Stage 2 Animation Authoring Performance

Reviewers' ratings of participant animations are shown in Figure 8.⁷ 53% of ratings are completely consistent between rounds (18 overlapping points), 44% (15) differ by one score, and 3% (1 pair, U10:Reviewer 1) differ by two scores. While some variation in scores is expected, we looked closer at the reasons behind the discrepancies in U10's ratings. Reviewer 1 noted in both rounds that the purple character moves slightly faster and fails to grasp the bat on the first attempt. However, while they initially mentioned in the first round that the purple character “strikes three times” instead of two, they did not mention this in the second round. This could be due to a different interpretation or a simple human error. Aside from this case, the rest of the ratings remain largely consistent.

⁷U5's animation was not correctly stored and therefore not rated.

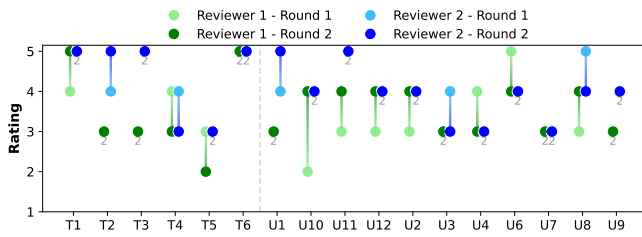


Figure 8: Reviewers’ ratings for each participant’s animation and changes between rounds. The number next to the points indicates the number of overlapping points.

Figure 8 suggests the trained group (left side of dashed line) performed slightly better at replicating the animations than the untrained group (right side). The primary reason for mistakes in the trained group is related to grasping the bat, with some cases also resulting in timing issues during the fighting part. In contrast, the main issues for the untrained group include grasping the bat, timing, positioning, and the number and the method of strikes performed.

6.4 Location and Gaze Patterns

Figure 9 shows predominant position and gaze directions during tasks 1 to 3.

Task 1. A darker area at the far end of the hallway (cluster 1) shows participants’ choice for observing the witness’s movements, despite being further from the crime scene. The arc overlaid on the positional data also shows a narrow range for gaze direction, i.e., participants did not look around much. Some participants moved within this area, closely approaching the witness.

Task 2. Position patterns are not shown as the entire space is visible from the top-down perspective. We instead analyse the distribution of gaze hit on the scene (see Figure 10). It shows that the participants’ focus was primarily on the purple and green characters, while significantly less attention was given to the witness.

Task 3 The position distribution in Figure 9 indicates that participants moved across the entire room space, but stopped more frequently at three areas (cluster 1 to 3). The arcs show that participants positioned near cluster 1 had a wider range of gaze directions with more dispersed gaze angles. They had to repeatedly turn their heads to better track the movements and timing of both characters. In contrast, individuals standing in the hallway (cluster 2 and 3), especially near cluster 3, did not need to make such efforts, as their gaze covered a narrower and more continuous range of angles, which likely resulted in fewer distractions.

Stage 2. Figure 11 shows movement paths for all participants while creating animation, compared to the path of the purple character from the original animation coloured in black. Considerable variation in the paths taken by participants could potentially influence the event’s visibility from the witness’s perspective.

6.5 Observations from User Interaction

Participants generally played the animation three to four times from the witness’s perspective, twice from the top-down view, and twice from within the room. Some participants who positioned

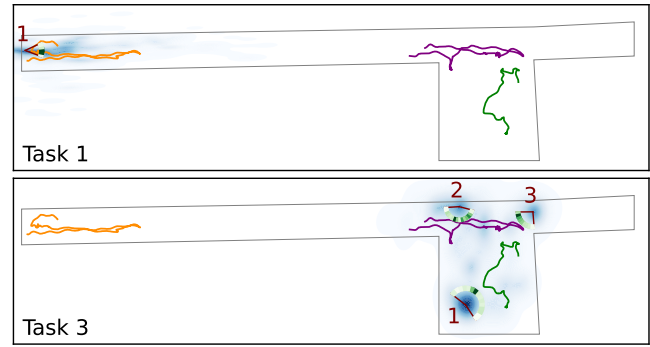


Figure 9: Participants’ location distribution during each Task 1 and 3 (with normalised task duration time for all participants). The orange, purple, and green lines represent the positions of the witness, defender, and attacker throughout the animation, respectively. The arcs illustrate the distribution of participants’ gaze directions within a 0.5-metre radius from the centre of the numbered clusters (after removing outliers). Cluster 1 in Task 1 shows participants mostly stayed near the door behind the witness to see all characters together, and hence had a narrow range of view directions. They also walked with the witness (orange) to view from their position. Similarly, Clusters 1-3 in Task 3 reveal three main viewing positions. Cluster 3 provides the optimal (narrower) range and visibility of the witness with a smoother distribution of viewing angles ((indicated by the density of green on the arc), while Cluster 1 requires extensive head and eye movement and obscures the witness. Despite this, participants spent more time in Cluster 1, suggesting that finding the optimal position is not always obvious.




Figure 10: The distribution of gaze hit on the scene from a top-down view during Task 2 from all participants (with normalised task duration time for all participants). The density map shows a strong focus on the victim (purple) path, primarily around the fighting area, with less attention on the attacker (green) and even less on the witness (orange). Since this represents head gaze positions rather than eye gaze, there is a slight offset between the areas of focus and the regions with the highest density of gaze hits.

themselves appropriately within the room were even prepared to respond after just one playback. While answering questions after tasks 1 to 3, participants often used gestures to indicate directions, objects, and locations in VR instead of verbally describing every detail, as if they and the investigator were both present in VR.

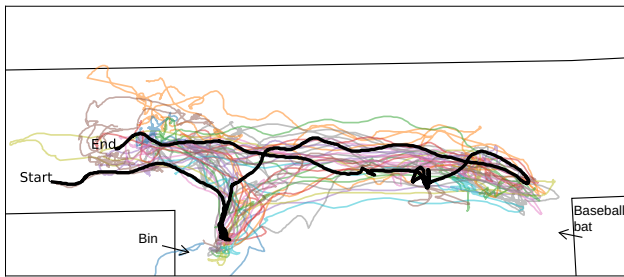


Figure 11: Movement paths of participants in Stage 2 are represented in different colours. The black line shows the movement of the original character animation. This map shows that, while there are similar patterns in the movements of each participant—especially around key areas such as the start and end points, the rubbish bin, and near the baseball bat—accuracy decreases in other areas where there are no clear reference points.

7 Qualitative Results

In this section, we report analysis of participants’ feedback—including comparisons with conventional methods, animation, viewpoints, use cases, and required improvements—in two levels of detail: a quantified visualisation and a reflexive thematic analysis.

7.1 Overview

Table 3 presents a quantified summary of the codes derived from participants’ questionnaire responses, organised by categories (columns) and individual participants (coloured cells). Quantification has been done based on agreement between two coders—and a third one in cases of disagreement—regarding whether each code reflected a positive, negative, or mixed sentiment; multiple codes with different sentiment also indicated as mixed sentiment. This table shows positive views about the benefits of viewpoints and animation, which were also rated as superior to current practice. Although participants were successful in creating animations, the table shows many negative comments regarding the user interface (UI). The tool was viewed as useful for analysis, examination, and training. Views were mixed for the tool in court, as discussed in 7.2(2).

7.2 Reflexive Thematic Analysis

Our analysis of participants’ feedback can be presented in six themes:

1. Spatial and temporal representations support visual cognition and perception but can also be falsely persuasive.

3D animated reconstructions of crime scenes in XR offer a natural walk-through experience which is not possible with traditional approaches such as sketches, photographs and video recordings, and even 3D visualisation on a screen. Interpreting tens or hundreds of images, or multiple videos captured from different angles, can be a highly-demanding cognitive task. In contrast, 3D animations provide a single, coherent environment with no sense of disconnection. This was reflected in participant feedback: they strongly favoured the animated reconstructions over photos and videos, noting that

animation and different viewpoints enhanced their spatial awareness and ability to form a holistic understanding of the scenario. The VR representation has also been found helpful in “figuring out the motive/intention of people, as the empathy level is way higher with this VR solution” (U2). The animation also indicates the timing of actions, which helps identify the causes and assess the appropriateness of interactions. However, a virtual investigation cannot fully replace visiting a scene in person, where assessing various aspects firsthand is essential.

However, non-experts in criminology may sometimes misinterpret the understandability of a representation with the accuracy of the underlying events, which can make the depiction appear more persuasive than warranted. This was evident in comments from some participants who felt they had gained “a more accurate and comprehensive understanding of an event” (U12) or “the interpretation closer to the truth” (U11).

2. Legal acceptability of this method needs a clear boundary for usage.

Participants expressed mixed views on the provenance of animated reconstructions. Some see the tool as highly useful for courtroom presentations, especially in helping juries understand complex scenarios. Others questioned this use case as “rarely an admissible presentation of evidence to a jury” (T5) because there is rarely verifiable proof of many depicted details such as body movements, locations, and actions.

















































































The provenance of a reconstruction is highly dependent on the source data from which it is derived. Our current approach, however, does not differentiate between uncertain and certain parts of the reconstruction, which may lead to misleading interpretations in some areas. This limitation raises concerns regarding its admissibility in courtroom contexts. Consequently, a clearly defined scope of appropriate and responsible use is required for court use cases, and further research and refinement will be necessary to meet legal standards for acceptance.

3. Improved accessibility of crime scene recreation, democratises judicial process.

Participants generally felt capable of recreating scenes and found it relatively easy to recreate animations. This is also supported by the animation assessment results in Section 6.3. While the trained group had relatively better recreation, the scores were not significantly lower for the untrained group. The animation authoring ease-of-use reflected in participants’ feedback as well. For instance, T1 noted that “by the end of it, I’m quite confident in being able to access the tool again independently”. Both the trained and untrained groups were able to produce animations with the tool, although additional training and experience would likely improve their proficiency. The use of embodied movement in XR made character-animation generation intuitive. Nonetheless, several usability issues limited participants’ effectiveness, although such challenges are to be expected in a prototype. Furthermore, while the trained group required more XR experience to interact with virtual objects, the untrained group would benefit from basic criminology training to consider actions and scenarios more carefully. Overall, the approach shows promise in enabling non-experts to create animations, thereby supporting more democratic ideation and communication tool compared to current practice.

4. This tool better supports higher-level/abstract analysis.

Table 3: Coded participants’ feedback distribution on different categories. Each cell represents one participant’s opinion regarding our method, with participant IDs increasing from left to right and top to bottom. **Blue cells indicate support for that category, **red** cells indicate opposition, **grey** cells indicate mixed opinion or unclear feedback, and empty cells indicate no feedback.**

	Vs. Current Practice	Animation	Viewpoint	UI Usability	Examination	Court Use	Training
Trained	   	     	     	     	     	     	     
Untrained	   	     	     	     	     	     	     

Participants viewed the tool as useful for obtaining a holistic overview of a scenario, incorporating multiple angles, actions, and parties, and for clarifying misunderstandings arising from particular perspectives. They also noted that it does not support close inspection of details or high-fidelity reconstruction, as also seen in . As we anticipated, the tool is therefore better suited to broad, high-level exploration rather than precise, fine-grained analysis; such precision would conflict with the convenience and accessibility aims discussed earlier and is not within the tool’s intended scope.

Although this limitation may appear similar to concerns about legal acceptability (Theme 2), it is fundamentally distinct. A representation can draw on clearly verifiable sources of data, such as video footage, whereas any reconstruction necessarily involves some degree of data loss. This loss stems not only from current technological limitations but also from design decisions regarding the desired level of fidelity. Consequently, as participants also reflected, the tool is best understood as providing a holistic sense of the scenario and clarifying its dynamics, rather than supporting precise measurements or detailed analytical tasks. However, future work may also address this aspect in the design choices without adding substantially to the burden of complexity or skill requirements.

5. Flexible platform for a wide range of applications, but best suits presentation/knowledge sharing and education.

Creating animations intuitively and within a short time frame can benefit many applications. As participants envisioned, the tool could support from obvious use cases such as crime scene analysis by integrating and completing obscured scene sections in a video footage, court presentation (with less disturbing pictures), and police training, to less obvious domains including entertainment, emergency planning and training, and museum experiences. For police training, for example, the tool can make diverse scenarios from around the world accessible anywhere and anytime, particularly for high-stress decision-making exercises. This also underscores VR’s potential as a platform for authoring animated 3D stories, with the flexibility to be adapted to other contexts. Consequently, it represents a valuable area in which further advances could yield broad and significant impact.

6. This VR tool fits the application but usability can be a barrier to use.

Participants generally found the tool easy to use, engaging, and even fun and suitable for the crime scene investigation (reflected in the SUS scores as well Section 6.1). They also identified several opportunities to further strengthen both its analytical capabilities and its usability. Enhancing scene reconstruction with audio and improving the ease and accuracy of acting for animation creation were seen as ways to deepen analytical potential. In particular, embodied animation authoring for highly physical or dangerous actions may be challenging to implement and needs specially designed techniques.

Regarding usability, participants highlighted a range of improvements enabled by newer technologies: more intuitive interfaces and controls, higher resolution and visual fidelity, and the use of hand or voice commands in place of button-based interactions. Emerging headsets such as the Apple Vision Pro and Samsung Galaxy XR already enhanced many of these aspects significantly, suggesting that future studies could readily take advantage of these advancements.

8 Discussion

While the analysis of quantitative and qualitative results has provided some insights, aspects such as ethical and legal considerations, as well as broader implications of this study need to be mentioned to contextualise our findings and better inform future research and practice.

8.1 Ethical and Legal Considerations

The practical use of variations of existing methods within a legal context requires technical justification in accordance with ISO 21043 Forensic Sciences [63]. This validation is critical given the potential for severe consequences impacting judicial outcomes. We thus discuss the ethical and legal considerations associated with our proposed method, and recommend clear boundaries of when and how it can best be applied.

Differentiating the evidence-based and hypothetical animation/movements.

Evidence-based explanations and representations are the benchmark in forensic work, but reliable evidence is not always available.

Consequently, evidence-based, hypothetical, and mixed reconstructions all have important roles in crime scene investigation. Investigation teams typically distinguish these forms easily, reflected in positive views about examination use cases (Table 3), knowledge sharing, and abstract analysis (Themes 4 and 5 in Section 7.2). Although concerns exist about admissibility, this is ultimately for the court to decide on a case-by-case basis, often with agreement between prosecution and defence.

Opinions are more mixed regarding the use of such reconstructions in court as presentation tools for juries. Concerns centre on whether they may introduce bias through their realism and falsely persuasive power. This is due to the “seeing-is-believing” attitude [42, 77]—a tendency to believe realistic representations—while the representation is hypothetical and uncertain; especially that jurors are not trained to distinguish hypotheses from evidence. Nonetheless, trained participants viewed them as moderately useful in court because the animated format can aid comprehension and support judicial decision-making. We intentionally used humanoid robot avatars rather than hyper-realistic human avatars, balancing reduced bias with improved perception, which is critical in decision-making processes [48].

We argue that, as with other forms of presentation—that may include both evidence-based and hypothetical representations—uncertainty should either be verbally communicated to jurors or visually highlighted. We echo the same recommendation of prior work [10] that the more realistic and advanced a representation is, the more accessible it must be. To support accessibility and fairness, we evaluated our approach with lay participants, not only for observation but also animation recreation. Hypothetical representations can thus be challenged by counter-examples introduced by other parties in a judicial process. Our method is particularly useful for testing possible versus impossible scenarios. While a possible scenario is not necessarily actual, it helps narrow the set of impossible ones and curb unrealistic claims. This is valuable in cases such as when eyewitness descriptions need validation, and previous research shows XR performs well in such contexts [73]. It can also be more ethical, offering useful detail without hyper-realism and reducing the need to revisit crime scenes or distressing imagery, thereby limiting further psychological harm to victims and witnesses.

Uses for demonstration of presumed events, not for determining intent or motive.

The modelling can be produced at varying levels of detail and precision, even when supporting evidence exists. Our toolkit is designed for “rapid reconstruction” and to be “accessible” to users without specialised 3D modelling expertise; therefore, detailed and fully precise reconstruction of movements is not intended. This aligns with the visualised location patterns (Figure 11) and animation authoring performance (Section 6.3). Instead, our method supports the demonstration of plausible sequences of events through re-enactment, particularly for intervals between events already established through data-supported crime scene reconstructions. It is also important to recognise that crime scenes rarely contain all information required for definitive conclusions—a limitation not unique to our approach. Consequently, determining intent or motive solely from these reconstructions is not always feasible and intended, but useful for verifying hypotheses aligning with

prior work [25, 73]. In addition to evidence-based or hypothetical reconstruction, we thereby specified the intended precision and level-of-details of the proposed tool to support transparent legal assessments of when and how it should be used.

Legal aspects of data acquisition and sharing.

Another aspect that can both restrict and support our method, as well as similar 3D-captured representations, is the security and privacy concerns associated with data collection and sharing [72], along with regulations that vary across jurisdictions. For example, 3D capture in private homes and buildings may be prohibited in some areas, even for law enforcement in criminal cases. Furthermore, sharing such data with third parties is often even more restricted. This limits the potential of our tool as an accessible platform for everyone, due to privacy, security of data, and alternation. Even in jurisdictions with more flexible rules, strict regulations around sharing identifiable data and disclaimers for evidence disclosure—particularly when children are involved—remain in place; as they could potentially putting individuals in danger or creating other risks. Having said that, 3D-modelled representations and animations may be preferred in such cases over traditional methods like photography and videography, making them more ethically and legally acceptable.

8.2 Design Implications and Recommendations

While our study is set within a legal context, the challenges are not all unique to this domain. The following aspects also represent our insights of this work on important challenges in broader visualisation and HCI research.

Data Provenance.

As highlighted by participants’ feedback in Theme 2 (Section 7.2), providing data provenance is critical for improving the transparency and reliability of visualisations in sensitive applications. In our study, the scenario was hypothetical, but our system also supports including photos as thumbnails within the scene. For critical applications, it is essential to clearly indicate the data source and, if the data are synthesised, to explain the generation process. Standard visualisations often incorporate source citations and, in some cases, more detailed information through tooltips. We argue that an interactive 3D environment in XR can enhance this aspect by enabling users to access detailed data and its sources on demand, and in intuitive manner inspired by tooltips. Traditional methods, such as 3D-rendered videos or other non-interactive representations, lack this capability, and attempting to display all sources can result in visual clutter. In an interactive 3D environment—particularly in XR—photo thumbnails from the point of capture, as well as videos along with their capture path (e.g., by pose estimation of body-worn camera in 3D [39]), can effectively convey provenance without overwhelming the user. Nonetheless, effective and possibly automated ways of linking elements in a 3D environment to its underlying data provides opportunities for future research.

Uncertainty Visualisation.

Based on Themes 2 and 4 (Section 7.2), we recognise that legal considerations require clarity about the provenance of information shown in visualisations, i.e. whether there is direct evidence or whether it is inferred. Uncertainty could be informed verbally, or through visualisation. Effective uncertainty visualisation is an

active research area in HCI and the visualisation in particular [51]. Standard charts often use error bars or confidence levels (as in Figure 7), but while such cues support interpretation, they may also raise cognitive load.

Communicating uncertainty is even more challenging in non-standard visualisation media such as 3D or animation. Humanoid robot avatars (as opposed to photorealistic human character avatars) in our application help reduce bias, for example, avoiding identifying features or facial expressions which may induce bias. Other approaches to indicate imprecise or unknown position, movement or appearance in crime scene reconstruction include abstract figures (e.g., cones or spheres instead of bodies with limbs) [77], selectively blurring scene elements, or animated vibration [22]. Despite the benefits of these techniques, they may also overload and confuse audiences [38], especially non-experts like juries. The relative effectiveness of these techniques and their combination, however, warrants further studies.

Expert-Centred Co-Design.

Our ongoing collaboration with forensic investigation experts offers lessons for future researchers aiming to conduct co-design requiring multiple, sustained sessions with domain specialists. In brief:

- (1) In expert co-design, the focus should be on the depth of insights rather than participant numbers. Smaller sample sizes that yield richer insights are increasingly accepted in the HCI community; for instance, the recent workshop “Engaging Critical Workforce In co-Design and Assessment” at IEEE VIS 2025⁸ discussed this matter in depth, and it has been done in other HCI publications [17, 27, 68].
- (2) In sensitive domains, ethics approvals from one institution may not be recognised elsewhere, and non-research-focused institutions may process applications slowly. Flexible study designs in ethics applications are therefore recommended, not postponing to final version of study design, though this does not apply to clinical trials or high-risk studies due to potential misuse [40].
- (3) Involving highly experienced experts as co-authors—rather than only as participants—is highly valuable. This encourages deeper engagement, enriches design outcomes, and can address ethical applications issues. When transparently reported, as in prior studies [17, 68], this practice is generally acceptable unless it introduces significant risk of bias. We followed this approach in this paper.
- (4) Using higher-fidelity prototypes, such as via a Wizard-of-Oz approach, instead of common paper-based co-design sessions or workshops enhances communication between domain experts and HCI researchers, particularly for emerging technologies like XR. Without such prototypes, discussions often remain at a basic level due to experts’ unfamiliarity with the emerging technologies. While this requires more researcher effort, it saves experts’ time and improves overall outcomes.

8.3 Limitations

Experts were difficult to recruit due to security restrictions at these sensitive institutions, leaving only a small pool of experts for our evaluation, limiting statistically robust analysis. However, methodologists and HCI researchers have argued that there is no cut-off number that would dramatically improve the credibility of HCI-like quantitative analyses [9], and most HCI and visualisation studies rely on a few participants [27]. This is all the more true when it comes to experts recruiting that is both difficult, expensive, and an inherent limitation of our research work with experts that we are used to deal with and interpret accordingly [17, 67]. We also acknowledge that our current work involves only two main stakeholder groups, and does not include other key parties such as judges, lawyers, and policymakers. Although expert participants could anticipate some perspectives from these groups based on their familiarity with the field, they cannot fully assess considerations that only domain specialists would recognise.

We also faced several technological challenges. The Meta Movement SDK does not provide precise lower-body joint positioning, limiting accuracy of character animations for lower-body movements. In the long run, markerless tracking and video-to-animation methods using advanced computer vision algorithms [50, 59, 100] will enhance full-body motion capture and potentially enable direct conversion of CCTV and body-worn camera footage [39] into character animations. However, there will always be need for manual animation in hypothesis testing when footage is unavailable. In addition, we did not have access to professional scanners—which may also not be an affordable option in low-resource countries—and this limitation may have affected participants’ perceptions.

9 Conclusion and Future Work

Through a co-design process with forensic experts, we developed a framework and toolkit with a prototype implementation called “Criminator”. Criminator enables users to reconstruct and re-enact animated crime scenes in VR, without needing conventional modelling or animation skills. We evaluated Criminator with both crime scene investigators and laypeople, with results indicating relative success in scene observation and animation authoring tasks. Although animation creation was found to be slightly more challenging than observation, there were few significant differences in performance, evidencing the tool’s ease of use. Expert participants also highlighted potential uses for hypothesis testing—such as event sequencing and witness viewpoints—courtroom presentations, and police training. Given rapid advancements in computer vision and 3D scanning, such tools could soon become even more practical.

In future research, it is essential to expand the participant groups and involve other key stakeholders such as judges and lawyers in the design and evaluation process, to better identify limitation, concerns, and additional benefits raised by such tools. There is also a need for more robust comparative and empirical studies, investigating newer devices capable of enabling a seamless hybrid desktop-XR approach, as well as incorporating video-to-animation algorithms.

⁸<https://sites.google.com/view/ecwidna>, Accessed 18-11-2025

Acknowledgments

The authors wish to thank Janis Dalins and Campbell Wilson (both from Monash University) for their contribution to the co-design process, and all of the participants of the conducted study for their insightful feedback and comments. This work was funded by the Victorian Institute of Forensic Medicine (VIFM) and partially supported by the Knut and Alice Wallenberg Foundation (KAW 2019.0024) and the Marcus and Amalia Wallenberg Foundation (MAW 2023.0130).

References

- [1] [n. d.]. *The metaverse social media platform built on imagination — flpsidexr.com*. [Accessed 22-07-2024].
- [2] 1989. Animated Evidence-Delta 191 Crash Re-Created through Computer Simulations at Trial. *ABA journal*. 75 (1989).
- [3] 9NEWS. 2016. *3D reconstruction videos reveal sniper positions during siege stand-off*. <https://www.9news.com.au/national/six-more-videos-of-lindt-siege-released>. Accessed: 2 April 2025.
- [4] Daniel James Acton, Rosalyn Arnold, Gavin Williams, Nicky NG, Kirstyn Mackay, and Sajeet Jaydeokar. 2024. Co-design and pilot of a virtual reality intervention to improve mental and physical healthcare accessibility for people with intellectual disability. *Advances in Mental Health and Intellectual Disabilities* 18, 2 (Jan. 2024), 63–75. doi:10.1108/AMHID-10-2023-0039 Publisher: Emerald Publishing Limited.
- [5] Raffael Affolter, Sebastian Eggert, Till Sieberth, Michael Thali, and Lars Christian Ebert. 2019. Applying augmented reality during a forensic autopsy—Microsoft HoloLens as a DICOM viewer. *Journal of Forensic Radiology and Imaging* 16 (March 2019), 5–8. doi:10.1016/j.jofri.2018.11.003
- [6] Meshal Albeedan, Hoshang Kolivand, and Ramy Hammady. 2023. Evaluating the Use of Mixed Reality in CSI Training through the Integration of the Task-Technology Fit and Technology Acceptance Model. *IEEE Access* (2023). ISBN: 2169-3536 Publisher: IEEE.
- [7] Meshal Albeedan, Hoshang Kolivanda, and Ramy Hammady. 2024. Designing and evaluation of a mixed reality system for crime scene investigation training: a hybrid approach. *Virtual Reality* 28, 3 (June 2024), 127. doi:10.1007/s10055-024-01018-8
- [8] Valentin Amrhein, Sander Greenland, and Blake McShane. 2019. Scientists rise up against statistical significance. *Nature* 567, 7748 (2019), 305–307.
- [9] Peter Bacchetti. 2010. Current sample size conventions: Flaws, harms, and alternatives. *BMC Medicine* 8, 1 (March 2010). doi:10.1186/1741-7015-8-17
- [10] JEREMY N. BAIENSON, JIM BLASCOVICH, ANDREW C. BEALL, and BETH NOVECK. 2006. Courtroom Applications of Virtual Environments, Immersive Virtual Environments, and Collaborative Virtual Environments. *Law & Policy* 28, 2 (2006), 249–270. arXiv:https://onlinelibrary.wiley.com/doi/pdf/10.1111/j.1467-9930.2006.00226.x doi:10.1111/j.1467-9930.2006.00226.x
- [11] Mayur Sudhir Balbudhe, B Suresh Kumar Shetty, Nayanatara Arun Kumar, Divyani Singh, and Ayush Ishwar Sherekar. 2025. Crime scene reconstruction: a scoping review. *Egyptian Journal of Forensic Sciences* 15, 1 (Oct. 2025). doi:10.1186/s41935-025-00495-5
- [12] Lonni Besançon and Pierre Dragicevic. 2019. The Continued Prevalence of Dichotomous Inferences at CHI. In *Extended Abstracts of the 2019 CHI Conference on Human Factors in Computing Systems* (Glasgow, Scotland UK) (CHI EA '19). Association for Computing Machinery, New York, NY, USA, 1–11. doi:10.1145/3290607.3310432
- [13] Lonni Besançon, Amir Semmo, David Biau, Bruno Frachet, Virginie Pineau, El Hadi Sariali, Marc Soubeyrand, Rabah Taouachi, Tobias Isenberg, and Pierre Dragicevic. 2020. Reducing Affective Responses to Surgical Images and Videos Through Stylization. *Computer Graphics Forum* 39, 1 (2020), 462–483. arXiv:https://onlinelibrary.wiley.com/doi/pdf/10.1111/cgf.13886 doi:10.1111/cgf.13886
- [14] Lonni Besançon, Paul Issartel, Mehdi Ammi, and Tobias Isenberg. 2017. Mouse, Tactile, and Tangible Input for 3D Manipulation. In *Proceedings of the ACM Conference on Human Factors in Computing Systems* (CHI). Denver, United States, 4727–4740. doi:10.1145/3025453.3025863
- [15] Lonni Besançon, Yvonne Jansen, Andy Cockburn, and Pierre Dragicevic. 2021. Definitely Maybe: Hedges And Boosters in the HCI Literature. (Nov 2021). doi:10.31219/osf.io/mjg7h working paper or preprint.
- [16] Lonni Besançon, Amir Semmo, David J. Biau, Bruno Frachet, Virginie Pineau, El Hadi Sariali, Rabah Taouachi, Tobias Isenberg, and Pierre Dragicevic. 2018. Reducing Affective Responses to Surgical Images through Color Manipulation and Stylization. In *Proceedings of the Joint Symposium on Computational Aesthetics, Sketch-Based Interfaces and Modeling, and Non-Photorealistic Animation and Rendering*. ACM Press, Victoria, Canada, 4:1–4:13. doi:10.1145/3229147.3229158
- [17] Lonni Besançon, Anders Ynnerman, Daniel F Keefe, Lingyun Yu, and Tobias Isenberg. 2021. The State of the Art of Spatial Interfaces for 3D Visualization. *Computer Graphics Forum* 40, 1 (Feb. 2021), 293–326. doi:10.1111/cgf.14189
- [18] Virginia Braun and Victoria Clarke. 2024. A critical review of the reporting of reflexive thematic analysis in Health Promotion International. *Health Promotion International* 39, 3 (2024), daae049.
- [19] Virginia Braun, Victoria Clarke, Nikki Hayfield, Louise Davey, and Elizabeth Jenkinson. 2022. *Doing Reflexive Thematic Analysis*. Springer International Publishing, Cham, 19–38. doi:10.1007/978-3-031-13942-0_2
- [20] PAUL G Breuninger. 1995. Crime Scene Reconstruction Using 3D Computer-Aided Drafting. *Police Chief* 62 (1995), 61–61.
- [21] John Brooke et al. 1996. SUS-A quick and dirty usability scale. *Usability evaluation in industry* 189, 194 (1996), 4–7.
- [22] Ross Brown. 2004. Animated visual vibrations as an uncertainty visualisation technique. In *Proceedings of the 2nd International Conference on Computer Graphics and Interactive Techniques in Australasia and South East Asia* (Singapore) (GRAPHITE '04). Association for Computing Machinery, New York, NY, USA, 84–89. doi:10.1145/988834.988849
- [23] Lucy Bryant, Neira Sedlarevic, Peter Stubbs, Benjamin Bailey, Vincent Nguyen, Andrew Bluff, Diana Barnett, Matt Estela, Carolyn Hayes, Chris Jacobs, Ian Kneebone, Cherie Lucas, Poonam Mehta, Emma Power, and Bronwyn Hemsley and. 2024. Collaborative co-design and evaluation of an immersive virtual reality application prototype for communication rehabilitation (DISCOVER prototype). *Disability and Rehabilitation: Assistive Technology* 19, 1 (2024), 90–99. arXiv:https://doi.org/10.1080/17483107.2022.2063423 doi:10.1080/17483107.2022.2063423 PMID: 35442823.
- [24] Ursula Buck, Silvio Naether, Marcel Braun, Stephan Bolliger, Hans Friederich, Christian Jackowski, Emin Aghayev, Andreas Christe, Peter Vock, Richard Dirnhofer, and Michael J. Thali. 2007. Application of 3D documentation and geometric reconstruction methods in traffic accident analysis: With high resolution surface scanning, radiological MSCT/MRI scanning and real data based animation. *Forensic Science International* 170, 1 (2007), 20–28. doi:10.1016/j.forsciint.2006.08.024
- [25] Ursula Buck, Silvio Naether, Beat Räss, Christian Jackowski, and Michael J. Thali. 2013. Accident or homicide – Virtual crime scene reconstruction using 3D methods. *Forensic Science International* 225, 1 (2013), 75–84. doi:10.1016/j.forsciint.2012.05.015
- [26] John M Butler. 2015. The future of forensic DNA analysis. *Philos. Trans. R. Soc. Lond. B Biol. Sci.* 370, 1674 (Aug. 2015), 20140252.
- [27] Kelly Caine. 2016. Local Standards for Sample Size at CHI. In *Proceedings of the 2016 CHI Conference on Human Factors in Computing Systems* (San Jose, California, USA) (CHI '16). Association for Computing Machinery, New York, NY, USA, 981–992. doi:10.1145/2858036.2858498
- [28] Alberto Cannavò, Claudio Demartini, Lia Morra, and Fabrizio Lamberti. 2019. Immersive Virtual Reality-Based Interfaces for Character Animation. *IEEE Access* 7 (2019), 125463–125480. doi:10.1109/ACCESS.2019.2939427
- [29] Rong-Chi Chang. 2024. Using Virtual Reality to Enhance Forensic Science Education: Effects on CSI Learning Achievements, Situational Interest and Cognitive Load. *Journal of Criminal Justice Education* 0, 0 (2024), 1–20. doi:10.1080/10511253.2024.2372860
- [30] Ruizhao Chen, Ye Pan, Zhigang Deng, Lili Wang, and Lizhuang Ma. 2023. Double Doodles: Sketching Animation in Immersive Environment With 3+6 DOFs Motion Gestures. In *Proceedings of the 31st ACM International Conference on Multimedia* (Ottawa ON, Canada) (MM '23). Association for Computing Machinery, New York, NY, USA, 6998–7006. doi:10.1145/3581783.3613783
- [31] Andy Cockburn, Pierre Dragicevic, Lonni Besançon, and Carl Gutwin. 2020. Threats of a replication crisis in empirical computer science. *Commun. ACM* 63, 8 (July 2020), 70–79. doi:10.1145/3360311
- [32] Rafael Rodrigues Cunha, Claude Thiago Arrabal, Marcelo Mour ao Dantas, and Hélio Rodrigues Bassanelli. 2022. Laser scanner and drone photogrammetry: A statistical comparison between 3-dimensional models and its impacts on outdoor crime scene registration. *Forensic Science International* 330 (2022), 111100. doi:10.1016/j.forsciint.2021.111100
- [33] Lee J. Curley, James Munro, and Itiel E. Dror. 2022. Cognitive and human factors in legal layperson decision making: Sources of bias in juror decision making. *Medicine, Science and the Law* 62, 3 (2022), 206–215. arXiv:https://doi.org/10.1177/00258024221080655 doi:10.1177/00258024221080655 PMID: 35175157.
- [34] Dragoş Datcu, Stephan G. Lukosch, and Heide K. Lukosch. 2016. Handheld augmented reality for distributed collaborative crime scene investigation. In *Proceedings of the 2016 ACM International Conference on Supporting Group Work*. 267–276.
- [35] Ishan Dixit, Samantha Kennedy, Joshua Piemontesi, Bruce Kennedy, and Claudia Krebs. 2019. *Which Tool Is Best: 3D Scanning or Photogrammetry – It Depends on the Task*. Springer International Publishing, Cham, 107–119. doi:10.1007/978-3-030-06070-1_9
- [36] Pierre Dragicevic. 2016. Fair Statistical Communication in HCI. In *Modern Statistical Methods for HCI*. Springer, 291–330. doi:10.1007/978-3-319-26633-6_13
- [37] Ben Fei, Jingyi Xu, Rui Zhang, Qingyuan Zhou, Weidong Yang, and Ying He. 2024. 3D Gaussian Splatting as New Era: A Survey. *IEEE Transactions on Visualization*

- and *Computer Graphics* (2024), 1–20. doi:10.1109/TVCG.2024.3397828
- [38] Betsy S Fiedler. 2003. Are your eyes deceiving you: The evidentiary crisis regarding the admissibility of computer generated evidence. *NYL Sch. L. Rev.* 48 (2003), 295.
- [39] Chris Flight and Kaye N Ballantyne. 2022. Determining the accuracy of the 'place in 3D' function in FARO Scene. *J Assoc Crime Scene Reconstr* 26 (2022).
- [40] Florian Frank, Nicolas Florens, Gideon Meyerowitz-Katz, and et al. 2023. Raising concerns on questionable ethics approvals – a case study of 456 trials from the Institut Hospitalo-Universitaire Méditerranée Infection. *Research Integrity and Peer Review* 8, 1 (2023), 9. doi:10.1186/s41073-023-00134-4
- [41] Aisling A. Galligan, Craig Fries, and Judy Melinek. 2017. Gunshot wound trajectory analysis using forensic animation to establish relative positions of shooter and victim. *Forensic Science International* 271 (2017), e8–e13. doi:10.1016/j.forsciint.2016.12.039
- [42] Fred Galves. 1999. Where the not-so-wild things are: computers in the courtroom, the federal rules of evidence, and the need for institutional reform and more judicial acceptance. *Harv. JL & Tech.* 13 (1999), 161.
- [43] Maxime Garcia, Remi Ronfard, and Marie-Paule Cani. 2019. Spatial Motion Doodles: Sketching Animation in VR Using Hand Gestures and Laban Motion Analysis. In *Proceedings of the 12th ACM SIGGRAPH Conference on Motion, Interaction and Games* (Newcastle upon Tyne, United Kingdom) (MIG '19). Association for Computing Machinery, New York, NY, USA, Article 10, 10 pages. doi:10.1145/3359566.3360061
- [44] Andrew P. Gee, P. J. Escamilla-Ambrosio, Matthew Webb, Walterio Mayol-Cuevas, and Andrew Calway. 2010. Augmented crime scenes: virtual annotation of physical environments for forensic investigation. In *Proceedings of the 2nd ACM Workshop on Multimedia in Forensics, Security and Intelligence*. 105–110.
- [45] Paul Green and Lisa Wei-Haas. 1985. The Rapid Development of User Interfaces: Experience with the Wizard of OZ Method. *Proceedings of the Human Factors Society Annual Meeting* 29, 5 (1985), 470–474. arXiv:https://doi.org/10.1177/154193128502900515 doi:10.1177/154193128502900515
- [46] Sandra G. Hart and Lowell E. Staveland. 1988. Development of NASA-TLX (Task Load Index): Results of Empirical and Theoretical Research. In *Human Mental Workload*, Peter A. Hancock and Najmedin Meshkati (Eds.). Advances in Psychology, Vol. 52. North-Holland, 139–183. doi:10.1016/S0166-4115(08)62386-9
- [47] Jouni Helske, Satu Helske, Matthew Cooper, Anders Ynnerman, and Lonni Besançon. 2021. Can Visualization Alleviate Dichotomous Thinking? Effects of Visual Representations on the Cliff Effect. *IEEE Transactions on Visualization and Computer Graphics* 27, 8 (2021), 3397–3409. doi:10.1109/TVCG.2021.3073466
- [48] Orsolya Melinda Horváth. 2024. Reconstruction and Demonstration in Three Dimensions. *Journal of Eastern European Criminal Law* 02 (2024), 81–94.
- [49] J. D. Hunter. 2007. Matplotlib: A 2D graphics environment. *Computing in Science & Engineering* 9, 3 (2007), 90–95. doi:10.1109/MCSE.2007.55
- [50] Keiichi Ihara, Kyzyl Monteiro, Mehrad Faridan, Rubaiat Habib Kazi, and Ryo Suzuki. 2025. Video2MR: Automatically Generating Mixed Reality 3D Instructions by Augmenting Extracted Motion from 2D Videos. In *Proceedings of the 30th International Conference on Intelligent User Interfaces (IUI '25)*. Association for Computing Machinery, New York, NY, USA, 1548–1563. doi:10.1145/3708359.3712159
- [51] Amit Jena, Ulrich Engelke, Tim Dwyer, Venkatesh Raiamanickam, and Cecile Paris. 2020. Uncertainty Visualisation: An Interactive Visual Survey. In *2020 IEEE Pacific Visualization Symposium (PacificVis)*. 201–205. doi:10.1109/PacificVis48177.2020.1014
- [52] David H. Kaye. 2009–2010. "False, but Highly Persuasive": How Wrong Were the Probability Estimates in *McDaniel v. Brown*? Commentaries. *Michigan Law Review First Impressions* 108 (2009–2010), 1.
- [53] Bernhard Kerbl, Georgios Kopanas, Thomas Leimkuehler, and George Drettakis. 2023. 3D Gaussian Splatting for Real-Time Radiance Field Rendering. *ACM Trans. Graph.* 42, 4, Article 139 (July 2023), 14 pages. doi:10.1145/3592433
- [54] Thomas Kosch, Jakob Karolus, Johannes Zagermann, Harald Reiterer, Albrecht Schmidt, and Paweł W. Woźniak. 2023. A Survey on Measuring Cognitive Workload in Human-Computer Interaction. 55, 13s, Article 283 (July 2023), 39 pages. doi:10.1145/3582272
- [55] Moza Kudonu, Mohamad Ali Koteich, Sharon Ann Philip, Gursirat Khokhar, Aby Joseph, and Nrashant Singh. 2023. Application of Laser Measurement Device for Crime Scene Measurements. In *2023 International Conference on Computational Intelligence and Knowledge Economy (ICCIKE)*. 381–385. doi:10.1109/ICCIKE58312.2023.10131819
- [56] T. Lantta, T. Rautiainen, M. Anttila, J. Anttila, and M. Ameen. 2024. Co-design of a digital violence prevention and management tool for psychiatric inpatient care: focus on supporting integration into electronic health record system. *European Psychiatry* 67, S1 (2024), S59–S59. doi:10.1192/j.eurpsy.2024.170
- [57] James R. Lewis and Jeff Sauro. 2018. Item benchmarks for the system usability scale. *J. Usability Studies* 13, 3 (May 2018), 158–167.
- [58] Boyu Li, Linping Yuan, Zhe Yan, Qianxiu Liu, Yulin Shen, and Zeyu Wang. 2024. AniCraft: Crafting Everyday Objects as Physical Proxies for Prototyping 3D Character Animation in Mixed Reality (UIST '24). Association for Computing Machinery, New York, NY, USA, Article 99, 14 pages. doi:10.1145/3654777.3676325
- [59] Wu Liu, Qian Bao, Yu Sun, and Tao Mei. 2022. Recent Advances of Monocular 2D and 3D Human Pose Estimation: A Deep Learning Perspective. *ACM Comput. Surv.* 55, 4, Article 80 (Nov. 2022), 41 pages. doi:10.1145/3524497
- [60] David Lucy. 2013. *Introduction to statistics for forensic scientists*. John Wiley & Sons.
- [61] Mfundo A. Maneli and Omowunmi E. Isafiade. 2022. 3D Forensic Crime Scene Reconstruction Involving Immersive Technology: A Systematic Literature Review. *IEEE Access* 10 (2022), 88821–88857. doi:10.1109/ACCESS.2022.3199437
- [62] H. B. Mann and D. R. Whitney. 1947. On a Test of Whether one of Two Random Variables is Stochastically Larger than the Other. *The Annals of Mathematical Statistics* 18, 1 (1947), 50–60. doi:10.1214/aoms/1177730491
- [63] Geoffrey Stewart Morrison, Simon Elliott, June Guinness, Lisa Sonden, and Denise Syndercombe Court. 2025. A guide to ISO 21043 Forensic Sciences from the perspective of the forensic-data-science paradigm. *Science & Justice* 65, 5 (2025), 101304. doi:10.1016/j.scijus.2025.101304
- [64] Alan Murta, Simon Gibson, TLJ Howard, RJ Hubbold, and AJ West. 1998. Modelling and rendering for scene of crime reconstruction: A case study. In *Proceedings Eurographics UK*. Citeseer, 169–173.
- [65] Ye Pan and Kenny Mitchell. 2020. PoseMMR: A Collaborative Mixed Reality Authoring Tool for Character Animation. In *2020 IEEE Conference on Virtual Reality and 3D User Interfaces Abstracts and Workshops (VRW)*. 758–759. doi:10.1109/VRW50115.2020.00230
- [66] Ronald Poelman, Oytun Akman, Stephan Lukosch, and Pieter Jonker. 2012. As if being there: mediated reality for crime scene investigation. In *Proceedings of the ACM 2012 conference on Computer Supported Cooperative Work - CSCW '12*. ACM Press, Seattle, Washington, USA, 1267. doi:10.1145/2145204.2145394
- [67] Vahid Pooryousef. 2025. *Immersive Forensic Investigation*. Ph. D. Dissertation. Monash University. doi:10.26180/30052255.v1
- [68] Vahid Pooryousef, Maxime Cordeil, Lonni Besançon, Christophe Hurter, Tim Dwyer, and Richard Basset. 2023. Working with forensic practitioners to understand the opportunities and challenges for mixed-reality digital autopsy. In *Proceedings of the 2023 CHI Conference on Human Factors in Computing Systems*. 1–15.
- [69] Vahid Pooryousef, Maxime Cordeil, Lonni Besançon, Richard Basset, and Tim Dwyer. 2024. Collaborative Forensic Autopsy Documentation and Supervised Report Generation Using a Hybrid Mixed-Reality Environment and Generative AI. *IEEE Transactions on Visualization and Computer Graphics* 30, 11 (2024), 7452–7462. doi:10.1109/TVCG.2024.3456212
- [70] Inigo Quilez. 2016. Quill: VR drawing in the production of Oculus Story Studio's new movie. In *ACM SIGGRAPH 2016 Real-Time Live!* (Anaheim, California) (SIGGRAPH '16). Association for Computing Machinery, New York, NY, USA, Article 41, 1 pages. doi:10.1145/2933540.2933549
- [71] Domenic Raneri. 2018. Enhancing forensic investigation through the use of modern three-dimensional (3D) imaging technologies for crime scene reconstruction. *Australian Journal of Forensic Sciences* 50, 6 (2018), 697–707. arXiv:https://doi.org/10.1080/00450618.2018.1424245 doi:10.1080/00450618.2018.1424245
- [72] Dimitar Rangelov, Jaap Knotter, and Radoslav Miltchev. 2024. 3D Reconstruction in Crime Scenes Investigation: Impacts, Benefits, and Limitations. In *Intelligent Systems and Applications*, Kohei Arai (Ed.). Springer Nature Switzerland, Cham, 46–64.
- [73] Carolin Reichherzer, Andrew Cunningham, Tracey Coleman, Ruochen Cao, Kurt McManus, Dion Sheppard, Mark Kohler, Mark Billingham, and Bruce H. Thomas. 2021. Bringing the jury to the scene of the crime: Memory and decision-making in a simulated crime scene. In *Proceedings of the 2021 CHI Conference on Human Factors in Computing Systems*. 1–12.
- [74] Vincenzo Rinaldi, Lucina Hackman, and Niamh Nic Daeid. 2022. Crime Scene Viewer (CSVR): performing crime scene investigation in Virtual Reality. In *1st International Conference on eXtended Reality*.
- [75] Alastair Ross, Chris Lennard, and Claude Roux. 2025. Forensic science: Where to from Here? *Forensic Science International* 366 (2025), 112285. doi:10.1016/j.forsciint.2024.112285
- [76] Elizabeth B.-N. Sanders and Pieter Jan Stappers. 2008. Co-creation and the new landscapes of design. *CoDesign* 4, 1 (2008), 5–18. doi:10.1080/15710880701875068
- [77] Damian Schofield. 2009. Animating evidence: computer game technology in the courtroom. *Journal of Information, Law and Technology* 1 (2009), 1–21.
- [78] Damian Schofield. 2016. The use of computer generated imagery in legal proceedings. *Digital Evidence & Elec. Signature L. Rev.* 13 (2016), 3. doi:10.14296/deeslr.v13i0.2293
- [79] Mickael Sereno, Stéphane Gosset, Lonni Besançon, and Tobias Isenberg. 2022. Hybrid Touch/Tangible Spatial Selection in Augmented Reality. *Computer Graphics Forum* 41, 3 (Jun 2022), 403–415. doi:10.1111/cgf.14550
- [80] Dario Seyb, Milan Grajetzki, Grace Chin, and Sasha Wilkinson. 2018. Anim VR. In *ACM SIGGRAPH 2018 Virtual, Augmented, and Mixed Reality* (Vancouver, British Columbia, Canada) (SIGGRAPH '18). Association for Computing

- Machinery, New York, NY, USA, Article 5, 1 pages. doi:10.1145/3226552.3226553
- [81] S. S. SHAPIRO and M. B. WILK. 1965. An analysis of variance test for normality (complete samples). *Biometrika* 52, 3-4 (12 1965), 591–611. doi:10.1093/biomet/52.3-4.591
- [82] Ximing Shen, Yun Suen Pai, Dai Kiuchi, Kehan Bao, Tomomi Aoki, Hikari Meguro, Kanoko Oishi, Ziyue Wang, Sohei Wakisaka, and Kouta Minamizawa. 2023. Dementia Eyes: Co-Design and Evaluation of a Dementia Education Augmented Reality Experience for Medical Workers (*CHI '23*). Association for Computing Machinery, New York, NY, USA, Article 778, 18 pages. doi:10.1145/3544548.3581009
- [83] Nadine M. Smit, Ruth M. Morgan, and David A. Lagnado. 2018. A systematic analysis of misleading evidence in unsafe rulings in England and Wales. *Science & Justice* 58, 2 (2018), 128–137. doi:10.1016/j.scjus.2017.09.005
- [84] Stephanie Stevenson and Eugene Liscio. 2024. Assessing iPhone LiDAR & Recon-3D for determining area of origin in bloodstain pattern analysis. *Journal of Forensic Sciences* 69, 3 (2024), 1045–1060. arXiv:https://onlinelibrary.wiley.com/doi/pdf/10.1111/1556-4029.15476 doi:10.1111/1556-4029.15476
- [85] Jan Willem Streefkerk, Mark Houben, Pjotr van Amerongen, Frank ter Haar, and Judith Dijk. 2013. The art of csi: An augmented reality tool (art) to annotate crime scenes in forensic investigation. In *Virtual, Augmented and Mixed Reality. Systems and Applications: 5th International Conference, VAMR 2013, Held as Part of HCI International 2013, Las Vegas, NV, USA, July 21-26, 2013, Proceedings, Part II* 5. Springer, 330–339. doi:10.1007/978-3-642-39420-1_35
- [86] Crime Scene Investigation & Reconstruction Subcommittee. 2025. *Standard Criteria for Crime Scene Reconstruction*. Draft OSAC Proposed Standard OSAC 2025-N-0004. Organization of Scientific Area Committees (OSAC) for Forensic Science. https://www.nist.gov/system/files/documents/2025/03/03/OSAC%202025-N-0004-Standard%20Criteria%20for%20Crime%20Scene%20Reconstruction_OPEN%20COMMENT%20VERSION%201.0.pdf
- [87] Matthias Sünksen, Michael Teistler, Frederik Hamester, and Lars C. Ebert. 2019. Preparing and Guiding Forensic Crime Scene Inspections in Virtual Reality. In *Proceedings of Mensch und Computer 2019*. ACM, Hamburg Germany, 755–758. doi:10.1145/3340764.3344903
- [88] Vladimir Tolstolutsky, Galina Kuzenkova, and Victor Malichenko. 2021. The Experience of Using Augmented Reality in the Reconstruction of the Crime Scene Committed in Transport. In *International Scientific Siberian Transport Forum*. Springer, 1095–1102.
- [89] Vizitech USA. [n. d.]. VR Forensics. https://www.vizitechusa.com/walking-with-the-diciples. Accessed: March 17, 2025.
- [90] VictoryXR. 2023. CSI Forensics. https://www.victoryxr.com/csi-forensics/. Accessed: March 17, 2025.
- [91] Chiara Villa and Christina Jacobsen. 2019. *The Application of Photogrammetry for Forensic 3D Recording of Crime Scenes, Evidence and People*. Springer International Publishing, Cham, 1–18. doi:10.1007/978-3-030-24330-2_1
- [92] C. Villa, K.B. Olsen, and S.H. Hansen. 2017. Virtual animation of victim-specific 3D models obtained from CT scans for forensic reconstructions: Living and dead subjects. *Forensic Science International* 278 (2017), e27–e33. doi:10.1016/j.forsciint.2017.06.033
- [93] Daniel Vogel, Paul Lubos, and Frank Steinicke. 2018. AnimationVR - Interactive Controller-based Animating in Virtual Reality. In *2018 IEEE 1st Workshop on Animation in Virtual and Augmented Environments (ANIVAE)* (Reutlingen, Germany). IEEE, 1–6. doi:10.1109/ANIVAE.2018.8587268
- [94] Michael L. Waskom. 2021. seaborn: statistical data visualization. *Journal of Open Source Software* 6, 60 (2021), 3021. doi:10.21105/joss.03021
- [95] Frank Wilcoxon. 1992. *Individual Comparisons by Ranking Methods*. Springer New York, New York, NY, 196–202. doi:10.1007/978-1-4612-4380-9_16
- [96] Jacob O. Wobbrock and Matthew Kay. 2016. *Nonparametric Statistics in Human-Computer Interaction*. Springer International Publishing, Cham, 135–170. doi:10.1007/978-3-319-26633-6_7
- [97] Bradley Friend Woodward. 2021. *Cost-Effective and Eco-Friendly Fire Investigation Training Using Photorealistic Interactive Room Scale Virtual Reality*. Springer International Publishing, Cham, 147–156. doi:10.1007/978-3-030-72781-9_18
- [98] Meng-Han Wu, Ananya Ipsita, Gaoping Huang, Karthik Ramani, and Alex Quinn. 2023. ImpersonatAR: Using Embodied Authoring and Evaluation to Prototype Multi-Scenario Use Cases for Augmented Reality Applications. *Journal of Computing and Information Science in Engineering* 24, 3 (10 2023), 031007. doi:10.1115/1.4063558
- [99] Lei Zhang and Steve Oney. 2020. FlowMatic: An Immersive Authoring Tool for Creating Interactive Scenes in Virtual Reality. In *Proceedings of the 33rd Annual ACM Symposium on User Interface Software and Technology* (Virtual Event, USA) (*UIST '20*). Association for Computing Machinery, New York, NY, USA, 342–353. doi:10.1145/3379337.3415824
- [100] Xiaozheng Zheng, Zhuo Su, Chao Wen, Zhou Xue, and Xiaojie Jin. 2023. Realistic Full-Body Tracking from Sparse Observations via Joint-Level Modeling. In *2023 IEEE/CVF International Conference on Computer Vision (ICCV)*. 14632–14642. doi:10.1109/ICCV51070.2023.01349
- [101] Qian Zhou, David Ledo, George Fitzmaurice, and Fraser Anderson. 2024. Time-Tunnel: Integrating Spatial and Temporal Motion Editing for Character Animation in Virtual Reality. In *Proceedings of the 2024 CHI Conference on Human Factors in Computing Systems* (Honolulu, HI, USA) (*CHI '24*). Association for Computing Machinery, New York, NY, USA, Article 101, 17 pages. doi:10.1145/3613904.3641927