

ORCA - An Automated Threat Analysis Pipeline for O-RAN Continuous Development

Felix Klement*, Alessandro Brighente[†], Michele Polese[‡], Mauro Conti[†], Stefan Katzenbeisser*

*Computer Engineering, University of Passau, Passau, Germany

[†]Department of Mathematics, University of Padova, Padova, Italy

[‡]Institute for the Wireless Internet of Things, Northeastern University, Boston, MA, USA

Email: {felix.klement, stefan.katzenbeisser}@uni-passau.de,
{alessandro.brighente, mauro.conti}@unipd.it, m.polese@northeastern.edu

Abstract—The Open-Radio Access Network (O-RAN) integrates numerous software components in a cloud-like deployment, opening the radio access network to previously unconsidered security threats. With the ever-evolving threat landscape, integrating security practices through a DevSecOps approach is essential for fast and secure releases. Current vulnerability assessment practices often rely on manual, labor-intensive, and subjective investigations, leading to inconsistencies in the threat analysis. To mitigate these issues, we establish an automated pipeline that leverages Natural Language Processing (NLP) to minimize human intervention and associated biases. By mapping real-world vulnerabilities to predefined threat lists with a standardized input format, our approach is the first to enable iterative, quantitative, and efficient assessments, generating reliable threat scores for both individual vulnerabilities and entire system components within O-RAN. We illustrate the effectiveness of our framework through an example implementation for O-RAN, showcasing how continuous security testing can integrate into automated testing pipelines to address the unique security challenges of this paradigm shift in telecommunications.

Index Terms—Threat Rating, Threat Analysis, CI/CD, O-RAN, Open RAN.

I. INTRODUCTION

Open Radio Access Network (O-RAN) represents a paradigm shift in the design of Radio Access Network (RAN) for cellular networks [1]. Thanks to its increased reliance on virtualization and softwarization rather than on proprietary and dedicated hardware components, O-RAN facilitates the development and integration of network functions similarly to more classical software supply chains. The current pace of O-RAN innovation introduces a highly dynamic threat landscape that demands a close interaction between development and vulnerability assessment. The attack surface in O-RAN, shaped by novel concepts, diverges significantly from conventional RANs [2]. Some solutions already exist that can be used to tackle the new problems that arise in O-RAN. They must now be intelligently adapted and applied so that the security risks are eliminated or minimized. Indeed, the increased transparency and accessibility represent an advantage to

developers and attackers who can easily identify and exploit weak components. Developing secure O-RAN demands solutions to automatically and efficiently assess, analyze, and monitor the threat surface. Numerous recently published O-RAN attacks and vulnerabilities [3], [4], [5], [6], [7] underscore the necessity for an iterative and automated threat assessment framework ready to complement O-RAN’s continuous integration, delivery, and testing.

Shifting left security in software development is crucial for fast and secure code release and system deployment. This is among the cornerstones of DevSecOps [8], where security testing shall be performed during development, testing, and integration. To ease this process, a common approach is to scan software for known vulnerabilities and weaknesses via polling well-established public databases, such as the NIST National Vulnerability Database (NVD). Vulnerability detection is the first step of a security assessment: discovered vulnerabilities should be validated via a triage phase according to a budget-based priority list. To this aim, tools such as Common Attack Pattern Enumeration (CAPEC) or MITRE ATT&CK provide a set of methodologies and attack patterns to guide triage.

Challenges in Threat Analysis. A significant challenge for threat analysis is that it frequently remains a manual process. As a result, the analysis and evaluation of complex systems is highly labor-intensive [9]. Additionally, it is often infeasible to rapidly replicate the analysis in response to emerging threat scenarios, new releases, or even small software updates. Completing such assessments typically requires a substantial amount of personnel to avoid extending it over long time frames [10]. Another significant issue is the inherent subjectivity in manual analysis, as the outcome is influenced by the perspective and expertise of the individuals conducting the assessment. This subjectivity can result in variations in the final results when the same analysis is performed multiple times, particularly when dealing with many threats. Similarly, discrepancies may arise when different individuals conduct the analysis [11].

There is no comprehensive solution for conducting automated assessments based on real vulnerabilities against a predefined generic threat list. Although numerous tools are available [12], manual intervention is often required to address specific threats. Additionally, these tools are application-specific and lack flexibility for fine-tuning.

Contributions. This paper proposes an automated threat analysis pipeline for O-RAN addressing the challenges mentioned above.

This work was partially supported by the National Telecommunications and Information Administration (NTIA)’s Public Wireless Supply Chain Innovation Fund (PWSCIF) under Award No. 25-60-IF054. The authors acknowledge the financial support by the German Federal Ministry of Research, Technologie und Aeronautics – Bundesministerium für Forschung, Technologie und Raumfahrt (BMFTR), as part of the Project “6G-RIC: The 6G Research and Innovation Cluster” (project number 825026). Mauro Conti is also Wallenberg-WASP Guest Professor at Örebro University, Sweden

In particular, it eliminates manual evaluation by exclusively utilizing Natural Language Processing (NLP)-based assignment. This method minimizes the subjectivity typically associated with human decision-making. Additionally, we assess and score threats based on potential sources of vulnerabilities through Common Vulnerabilities and Exposures (CVEs), rather than relying solely on subjective human judgment. Utilizing a single input set of threat descriptions allows our analysis to be conducted iteratively and rapidly, consistently producing reliable results using the same input parameters. Moreover, our framework enables the calculation of individual threat scores and the assessment of entire system components. For instance, a heat map (as shown in Figure 6) can be generated to identify specific MITRE tactic phases where improvements are necessary to enhance the security of the component. This also serves as a valuable instrument for further evaluating identified weaknesses and developing potential solutions. Beyond the mapping of the framework and the utilization of associated technique information, we develop a methodology specifically targeting existing CAPECs. This approach addresses gaps in the assessment areas of the MITRE frameworks, as not all techniques are necessarily linked to one or more CAPECs.

To demonstrate our approach on the O-RAN scenario, we developed ORCA — Open-RAN Continuous Security Analysis based on our methodology. To enable a thorough and detailed assessment of the threats within O-RAN, we incorporate both the MITRE ATT&CK and Framework for Intelligent Gathering and Harmonizing Threat intelligence (MITRE FiGHT) frameworks. Including the complementary MITRE FiGHT framework during the preparation phase provides an opportunity to integrate additional security challenge details pertinent to telecommunication networks.

We summarize our contributions as follows.

- We propose a novel NLP-based methodology to map threat descriptions to standard tactics (ATT&CK) and/or attack patterns (CAPEC) to reduce the inaccuracies of manual labor in quantifying risk scores. Our framework can be integrated into a live Continuous Integration (CI)/Continuous Deployment (CD) pipeline and provide new results at every deploy or threat model update.
- We developed ORCA — Open-RAN Continuous Security Analysis, a realization of our pipeline on the O-RAN settings. We provide a detailed description of its realization to guide the development of our solution in a well-defined use case.
- We thoroughly test the performance of our approach through ORCA to assess the effectiveness and relevance of our proposal based on the threat definitions for the implementation of the O-RAN Software Community. We analyze the fine-tuning parameters we have introduced and our calculated scores for the set of generic threats.

II. RELATED WORK

The domain of risk and threat analysis for system security has undergone extensive research historically. Prior studies [13], [14], [15], [16], [17] have employed the MITRE ATT&CK framework, which will be utilized in this study as well. However, all of this work relates to classic risk, vulnerability, and threat analyses in computer science, some of which are very use-case

specific and almost always have to be carried out manually. This is mainly due to context-specific factors, constantly evolving threats, and incomplete tool coverage. Thanks to the achievements in NLP, these problems can now be overcome well, but integration into tools and frameworks is still lagging.

In the following, we provide a brief overview of three relevant key areas to our research: automated threat analysis, the automated mapping of components from the MITRE ATT&CK framework to predefined threats, and, related to our use-case, the security evaluation of components within the O-RAN framework.

Automated Threat Research. The field of automated threat modeling and analysis has received a lot of attention. However, most published work and tools still require manual steps at critical stages. This can distort the results and possibly falsify the analysis. Granata et al. [12] analyzed three different graph-based methods for automating threat modeling. This included SLA-generator [18], Microsoft Threat tool [19] and Threat Dragon [20]. They conclude that all the compared tools offer a more user-friendly approach than traditional methods and achieve comparably similar results. However, a major disadvantage is the limitation of the applicable domain within the tools.

Automated MITRE ATT&CK Mapping. Two noteworthy publications exist in automated mapping for the MITRE ATT&CK framework. Both use CVEs as the basis for their machine-learning models. Grigorescu et al. [21] propose a BERT-based mapping from CVEs to MITRE ATT&CK techniques. The authors have annotated a data set of 1813 CVEs with the corresponding techniques. Hereby, they achieve an F1-score of 47.84%. Branescu et al. [22] present a mapping from CVEs to MITRE ATT&CK tactics. They experiment with transformer encoder architectures, encoder-decoder architectures, and zero-shot learning. The results show an F1 score of 78.88% with consistent performance for the best-trained model.

Use-Case Related Threat Research. An essential step towards the analysis of mobile communication systems was MITRE FiGHT [23]. Further work, such as that of Pell et al. [24] attempts to improve protection against Advanced Persistent Threats (APTs) in 5G networks by closing the gaps in current 5G threat assessments. Wang et al. [25] propose a methodology to build a detailed knowledge graph that enables the assessment of cyberattacks based on CAPECs and Common Weakness Enumerations (CWEs) to support network intelligence in 6G networks.

Thimmaraju et al. [26] first investigate the supply chain risk for two large O-RAN Near Real-Time RIC (Near-RT RIC) implementations. They then present a run-time security testing tool for the A1 interface in the following part of their work. Their dependency analysis shows that O-RAN interfaces represent an opportunity for attackers to exploit the near-RT RIC. Mimran et al. [27] present a security analysis for the architectural blueprint of the O-RAN Alliance. In their work, they have developed a taxonomy for the security analysis of O-RAN. This allows primary risk areas to be discovered, potential threats to be categorized, and various threat actors to be enumerated. Liyanage et al. [2] provide a comprehensive analysis of the security and privacy risks and challenges associated with the O-RAN architecture. They then discuss best practices that can be applied within the architecture.

Today, there is still no approach for a truly comprehensive assessment of all the threats defined in O-RAN. Furthermore,

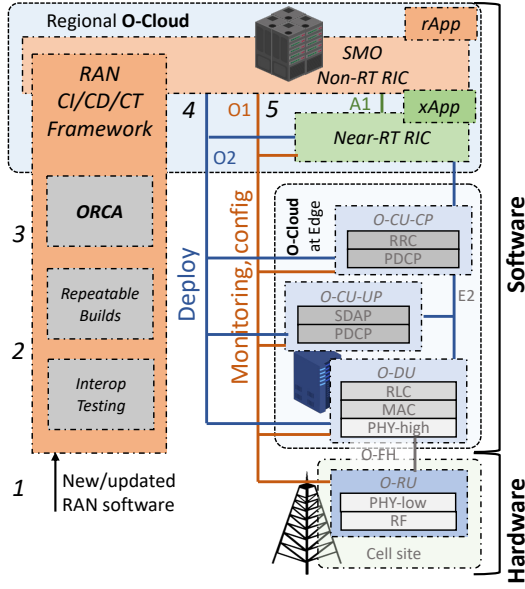


Fig. 1: O-RAN architecture (right) and ORCA as a component of CI/CD and Continuous Testing (CT) pipelines for O-RAN.

there is no standardized, repeatable methodology that allows for a stable assessment over time.

III.

ORCA: AUTOMATED CONTINUOUS SECURITY FOR O-RAN

We demonstrate the capabilities of our pipeline approach in the context of an O-RAN system, by analyzing real-world software implementations and related threats for the complex, disaggregated elements that form a RAN. The specific instantiation of the threat score generation pipeline for O-RAN systems is called ORCA — Open-RAN Continuous Security Analysis.

A simplified logical diagram of the O-RAN architecture is presented in Fig. 1, right. This architecture reflects the technical specifications defined by 3GPP and the O-RAN ALLIANCE, translating the principles of Open RAN systems into deployable solutions [28]. These principles include: (i) an open system, characterized by standardized, open interfaces to foster a multi-vendor ecosystem; (ii) a disaggregated RAN, with functionalities distributed across different physical or virtual network functions; (iii) a software-driven approach, where components are deployed on white-box appliances and accelerators; and (iv) closed-loop control enabled by data-driven components deployed on RAN Intelligent Controllers (RICs) [1].

Figure 1 illustrates the disaggregated components of O-RAN [28]. Of these components, the Radio Unit (RU) is typically implemented in hardware (using dedicated FPGAs or ASICs), while the remaining layers are implemented through software. Additional software components, such as the RICs and Service Management and Orchestration (SMO), provide control and orchestration functionalities connected via O-RAN interfaces (E2, O1, O2, A1) to the RAN [29].

Software thus plays a key role in enabling next-generation cellular networks, offering flexibility, the ability to perform rolling upgrades, and full-stack programmability. However, the reliance on software also introduces challenges in testing,

validating, and securing the complex stack [30], [31], [32], [33]. System integration and security assessments grow increasingly difficult as the stack’s complexity expands. To address these challenges, CI/CD and CT have become integral components of O-RAN systems, as highlighted in [34], [29], and shown in Fig. 1, left. Specifically, the O-Cloud, which designates the set of physical infrastructure and virtualization services supporting O-RAN systems, facilitates the automated deployment of new software functionalities through the O2 interface (in blue in Fig. 1), managed by the SMO. The SMO also monitors the system via the O1 interface (in orange), detecting the status of network functions through keepalive messages, updating configurations, and collecting reports. Despite these advancements, integrating security elements into the system remains an open issue.

In this context, Fig. 1 also illustrates how ORCA can be integrated into a CI/CD and CT pipeline for O-RAN, enabling continuous security evaluation. It primarily leverages the O2 interface, for deployment, and the O1 interface, for monitoring and configurations. These are exercised through a set of CI/CD components in the SMO, according to the following workflow. *First*, whenever there is new software to deploy (e.g., a new programmable application for the RICs, called xApps and rApps, or a new implementation of a RAN network function), the operator submits the software package to the CI/CD/CT framework. *Second*, this triggers a set of repeatable build pipelines [34] as well as tests that pertain to the functional domain and the interoperability with the rest of the system. *Third*, in this context, we integrate ORCA, which provides automated security testing without human intervention in the loop, as discussed in Sec. IV, making it a natural fit for the CI/CD pipeline. ORCA can assess the vulnerabilities in the new software, including their severity, mapping to known databases, and in case reject the tested element. *Fourth*, if the tests pass, the software is deployed into the network using the O2 interface. *Fifth*, post-deployment, the software is continuously monitored, and ORCA can continue to assess the behavior of the software in real-time.

IV.

GENERATING THREAT SCORES FROM THEIR DESCRIPTIONS

This section presents our automated pipeline for generating threat scores from descriptions.

A. Pipeline Overview

This section presents our O-RAN security analysis pipeline. Our approach can be used as a standalone tool or integrated into any existing CI/CD pipeline to check whether components or areas of interest are exposed to new vulnerabilities before the deployment goes live. Figure 2 shows the simplified flow chart of the whole procedure. All steps indicated by a plus symbol are required only when modifications are made to the input threat dataset. If the threat data remains unchanged, only the extraction step needs to be performed, significantly reducing the overall execution time.

The initial step before running our approach involves threat modeling, a structured process for identifying, analyzing, and prioritizing potential security threats to an O-RAN system. Widely used tools and frameworks for threat modeling include

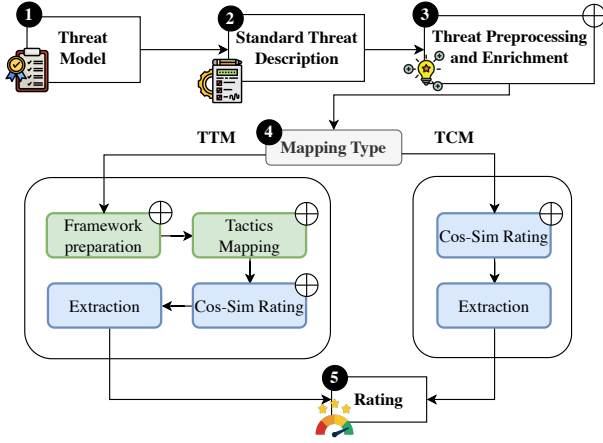


Fig. 2: Simplified flow chart of our proposed pipeline.

the Microsoft Threat Modeling Tool [19], OWASP Threat Dragon [20], and STRIDE [35], all of which are designed to facilitate the identification and assessment of security risks in software and system environments. The modeled O-RAN threat data must subsequently be structured as a JavaScript Object Notation (JSON) or Comma-Separated Values (CSV) file, adhering to a pre-defined format that encapsulates detailed information about the individual threats. For each identified threat, we assume several key attributes, each represented in the dataset by a unique identifier. These attributes include a title, a description, an identified threat agent, a list of associated vulnerabilities, the relevant threatened resources within a system, and the affected components. A more comprehensive and precise characterization of these attributes enhances the quality of the final analysis. The initial values of the threat analysis are already sufficient for a successful use of ORCA. To ensure standardized input for subsequent processing within our pipeline, the threat information must be systematically organized. This structure can be customized to meet specific needs depending on the use case.

B. Threat Preprocessing and Enrichment

To provide the NLP model with additional context information, such as the title and description of the threat, the data is integrated into the text paragraph that the model uses during preprocessing. In some cases, the relevant information may be distributed across multiple fields within the custom file format. To ensure the most accurate mapping, it is necessary to consolidate this distributed data into a standardized text paragraph. All of these processes are performed during the preprocessing step, which occurs once before the pipeline's execution. This step only needs to be repeated if the initial threat dataset changes. An example of such an approach is described in Section IV-G.

C. Mapping Type Branches

Two different flow paths/branches can be executed individually or in parallel. In our pipeline, we distinguish between: Threat to Techniques-Mapping (TTM) and Threat to CAPEC's-Mapping (TCM). The former extracts the CAPEC information for the vulnerability analysis only from the assigned MITRE ATT&CK techniques. The latter accesses the CAPEC database directly and

does not create any association with the MITRE frameworks. We present both methods because, in some cases, suitable mappings for specific threats may not be identified within the MITRE ATT&CK techniques. The option to directly compare CAPECs descriptions provides an additional approach to mitigate these omissions.

D. TTM Branch

Framework Preparation. The first major step in the TTM branch is to extract, merge, and prepare the data from the MITRE ATT&CK framework and merge it with additional complementary information. Such complementary information may be related to use-case-specific attack procedures (as shown in Section IV-H) that guide our framework towards a more precise threat scoring. This preprocessing step is conducted prior to the execution of our approach and does not impact the actual runtime of our pipeline. The pre-extracted pieces of information are then mapped to the individual techniques described in the "Tactics Mapping" section below. To this aim, we leverage a sentence transformer to generate embeddings for threat descriptions and attack techniques. We then use cosine similarity to find TTM mappings. Further information on this can be found in Section V-B and details on the individual selection parameters used in the extraction step in Section V-C. **Tactics Mapping.** To automate the process of assigning relevant threats to techniques within MITRE ATT&CK for extracting information from CAPECs, CWEs, CVEs, a number of steps are required. We realize them in an approach to find step-by-step the MITRE techniques with the greatest match. In the following, we discuss the automated tactic mapping based on [22]. In this context, R denotes the result set comprising potential mapped tactics derived from the outcomes of the individual language models. The merged set of all individual result sets is represented by ψ . The individual cosine similarities of the tactics within ψ are quantified by μ . Finally, ξ represents the outcome corresponding to the maximum similarity between a tactic and a specific threat description.

To identify the potential matching techniques within the MITRE ATT&CK framework used for each threat, we initially employ various models of NLP to extract relevant tactics. The individual models, $\alpha-\delta$, sometimes generate distinct but valid outcomes, which are then combined. After eliminating duplicates, a consolidated set of suitable matches is produced.

E. TCM Branch

In the TCM branch, we want an exact mapping between threats to CAPEC description. Therefore, differently from TTM, we do not include any additional complementary information. The basis of this path is a dataframe of the latest CAPECs database that is pulled for each TCM branch execution. The stages of Sections V-B and V-C are then repeated analogously to the TTM branch.

F. Extraction and Rating

The extraction of the individual sets for techniques or CAPECs are in themselves almost analogous with a few small differences. In general, however, the process can be described in a standardized way. First, the created mapping files are

read in, and a structured array with all the information from techniques or CAPECs and threat id is created. With techniques mapping, an additional step is necessary here, as the CAPECs of the techniques must first be determined. This foundation is subsequently utilized to identify additional relevant information based on the determined CAPECs for each threat. The inclusion of further associated CAPECs into the overall set at this stage of the pipeline, beyond those initially identified, depends on the selected scanning method. Each CAPEC is then iterated, and all associated CWEs are extracted. In the final step, the CVEs corresponding to the identified CWEs are identified, and their relevant metrics are recorded. Starting from their description, we leverage standard indicators to assign severity scores to threats.

G. O-RAN Related Threat Preprocessing

The threat information, which we extracted from the O-RAN Alliance’s technical specification [36] (published as a Microsoft Word document), is grouped into eight fields per threat. In order to provide the sentence transformer, which calculates matching description paragraphs, with as much relevant information as possible, a single, comprehensible, continuous text must be generated from these fields. To enhance the contextual clarity of the individual entries from the threat input list for the NLP, we utilize a short python program. This script appends contextual phrases, such as "A Threat with the title" or "and the description," before the title and description fields, respectively, to generate the complete body text. This text paragraph is then the input for x_1 for matching the text equality in Section V-B.

H. ORCA Framework Preparation

The ORCA preprocessing is performed before the execution of the pipeline. For the enrichment, we utilize the publicly available FiGHT dataset, provided in the form of a Yet Another Markup Language (YAML) file¹. FiGHT provides security information specific to a cellular network scenario, thus being a specialized version of ATT&CK. Unfortunately, not all techniques within FiGHT are provided with associated CAPECs. This means that no useful information can be extracted for our further threat rating calculation. To solve this issue, we include an additional preprocessing step to obtain all useful metrics about potentially associated vulnerabilities that can be used.

Many of the techniques included in FiGHT have a 1:1 mapping to those in ATT&CK, but unfortunately, not all. 51 out of 70 main techniques have no associated mapping or no addenda assigned. We exclude all techniques in FiGHT that do not correspond to a matching ATT&CK technique or lack supplementary materials or updates that extend the core framework. No relevant information can be derived from these filtered techniques for our subsequent analysis. This is because our evaluation relies on metrics that can be extracted using CAPECs. Subsequently, the additional information in FiGHT, the so-called addendums, are extracted from the remaining techniques. An addendum is additional information in the context of the technique concerning 5G. In addition, a technique can have several addenda to provide extensive information content in the 5G telecommunications setting. The addenda, which we

extracted from the YAML file for the associated techniques, are then added in an additional column to enable even more specific threat-to-technique mapping in the telecommunications context.

V. IMPLEMENTATION

The implementation details of our approach are described in the following sections. An exemplary demonstration of how the pipeline’s execution proceeds is provided in Appendix A.

A. Tactics Mapping

Branescu et al. [22] use a large CVE dataset with assigned tactic labels. Since their trained models are not publicly available, we retrained six of the eight models for our pipeline, following their data and methods. Table I shows the performance of our re-trained models. While the tactic mapping in our approach is interchangeable, Branescu et al.’s approach currently offers the best operational quality.

TABLE I: Performance results for the dataset of each of the language models we re-trained based on [22].

Model	Weighed F1 (SD)	F1 Macro (SD)
CyBERT [37]	78.67% (1.08%)	58.20% (4.52%)
SecBERT [38]	79.96% (0.43%)	68.07% (2.25%)
SecRoBERTa [39], [40]	79.28% (0.72%)	66.94% (1.89%)
TARS short labels [41]	78.78% (0.33%)	67.92% (1.22%)
TARS long labels [41]	78.81% (2.06%)	67.16% (4.61%)

The trained language models are applied to the respective prepared dataset. The individual results, referred to as R_α to R_δ , are stored in the set ψ , with the best matches finally being summarized in ξ . This set then serves as input for the subsequent stage of the pipeline, which is discussed in Section V-B.

B. Cosine Similarity Rating

We use SBERT [42] to generate embeddings from preprocessed strings. Threat descriptions often differ in wording but convey similar ideas. SBERT captures these semantic relationships, unlike keyword-based methods (e.g., TF-IDF) or simple embeddings (e.g., Word2Vec), which struggle with deeper meanings. It maps fine-grained differences and high-level similarities, aligning specific attack vectors with generalized patterns in techniques or CAPEC descriptions. SBERT efficiently embeds text in a vector space, where similar texts are closer and can be found using cosine similarity.

We use all-MiniLM-L12-v2², an all-round model trained on over a billion pairs for diverse use cases. It effectively understands cybersecurity-specific descriptions without requiring extensive fine-tuning. The model maps text into 384-dimensional vectors for clustering or semantic comparisons and is both fast and lightweight. We use cosine similarity to match O-RAN

¹<https://github.com/mitre/FiGHT/blob/main/figh.yaml>

²<https://huggingface.co/sentence-transformers/all-MiniLM-L12-v2>

threats with extracted techniques from preselected tactics. While these models are interchangeable, evaluating NLP techniques for cybersecurity is beyond our scope. Preliminary work has already proven such feasibility in this subject area [43].

1) *Techniques Mapping*: We use our prepared text paragraph from IV-B with the detailed and comprehensive threat description as input for x_1 . The techniques description from Section IV-D with the added addendums serves as the input for x_2 . We then iterate all the techniques of the preselected tactics from ξ for x_2 . Using only a subset of tactics for the vector space matching from threat to techniques speeds up our approach many times over.

2) *CAPEC's Mapping*: As outlined in IV-E, the CAPECs mapping process does not necessitate any specially prepared input. Similar to techniques mapping, x_1 represents the extracted and pre-processed text paragraph, while x_2 corresponds to the description of the CAPECs, which can be retrieved and accessed through Structured Threat Information Expression (STIX) utilizing the dataset provided by MITRE. Each description is systematically iterated over, and the respective scores are recorded.

C. Fine Tuning the Extraction

The results of a single batch run depend on a large number of parameters, which also have a considerable influence on the outcome and the total runtime of the pipeline. In the following, we discuss the most influential parameters.

1) *Threshold Definition*: To set how high the minimum equality between x_1 and x_2 should be in order to be included in the final set of techniques or CAPECs for a threat, we define the threshold \cos_{thr} . The equality value between the two paragraphs ranges from -1 to 1, where 1 means that the vectors are identical, 0 means that they are orthogonal to each other, and -1 means that they are exactly opposite. In principle, cosine similarity is a useful tool, but it may have some drawbacks. For example, different expressions with the same meaning can be represented by different vectors, which can lead to a lower equality value. Model dependency also plays a major role. Moreover, models trained on large and more diverse datasets tend to generate better semantic embeddings. The threshold serves as a heuristic to determine which techniques, among the extracted matching tactics, are better suited to address a given threat compared to others.

2) *Scanning Method*: We develop a function called *deep_scan* to extract not only the CAPEC associated CVEs mentioned, but also potentially related ones. We proceed in such a way that not only the individual CAPEC associated with the technology is taken into account, but also the relationships with STIX pattern. Specifically, we use the parent attribute $x_{capec_parent_of_refs}$, which provides us with the associated child attack patterns and $x_{capec_can_precede_refs}$ that provides all attack patterns where the current underlying one may have been preceded. The search is performed recursively. In addition, we add flags that control for which attributes the recursion should also be performed. We only perform a recursive search for the parents attribute to avoid extracting too many CAPECs. This enables us to conduct searches for extractions either in the Normal-Mode (N), without incorporating additional potentially dependent CAPECs, or in the previously described Deep-Mode (D).

3) *Filter Criteria*: To enable an analysis for each threat, we implement two filtering strategies: Hard Filter Criterion (HFC) and Soft Filter Criterion (SFC). For SFC, the highest possible match of the cosine equality is included in the final dataset if no hit is above the threshold. The situation is different for HFC, where results are only included if the cosine equality is above the threshold. However, this sometimes means that some threats cannot be evaluated because no CAPECs or techniques can be assigned. Depending on whether we want to have a potential hit included for all threats or not, we should carry out the analysis using SFC. This way, at least one available match is assigned for each threat. However, it can still happen that a threat cannot be assigned a score. In some cases, mapped techniques or CAPECs have no associated CVEs.

4) *Extraction Uniqueness*: The uniqueness of CAPECs and CVEs can also be enforced within the dataset through the boolean parameter ω , which eliminates duplicate entries. This option is introduced to mitigate excessively large extractions. However, enabling uniqueness results in the loss of the feature where multiple occurrences of CAPECs and CVEs contribute to the overall score. When $\omega = \text{false}$, the scores from multiple occurrences are cumulative, meaning that, for instance, more frequent and severe CVEs will have a greater impact on the overall score than when $\omega = \text{true}$.

5) *Inclusion Period*: Another setting option is the selection of the date from which CVEs should be extracted or considered. Here, τ specifies the date from which a CVE should be considered in our extraction. With $\tau = 2024-01-01$, only CVEs from the current year 2024 and later are included. This makes it possible to exclude older vulnerabilities from the outset. What is of greater advantage, however, is the fact that it allows the extraction to be carried out only from a specific last point in time, e.g., the date of the last scan. This provides the rating for new CVEs found since that point in time and can thus specifically examine the new threat situation that has arisen since that point in time. We use $\tau = 1998-01-01$ to extract all currently existing CVEs.

In order to assess the efficiency of the individual parameters, we analyze various effects in Section VI-A. Specifically, we investigate how the result sets for both mapping strategies are affected by varying thresholds when altering the scan method and filter criteria. Additionally, we compare the two mapping strategies, TTM and TCM, evaluate the validity of these approaches, and examine the impact of duplicates within the result set on the final calculated scores.

D. Calculation of Score Metrics

We utilize the widely adopted Base Score Metric (BSM) vector to compute metric scores. In our approach, the calculation of individual scores begins with selecting a specific version of the Common Vulnerability Scoring System (CVSS): version 2, 3, or 4. Each version is valid in its application and presents distinct advantages and limitations. The choice of version should be tailored to the specific requirement and applied consistently throughout the assessment. Additional classification values, such as Temporal Score Metrics, Supplemental Metrics, Environmental Score Metrics, and Threat Metrics, are frequently unavailable for many CVEs. Moreover, the specifications of

the CVSS versions differ and do not consistently include the same additional metrics beyond the base score. Consequently, we restrict our analysis to the BSM.

VI. RESULTS

In this section, we evaluate the parameters of the implemented pipeline, analyzing the impact of various thresholds on the scoring outcomes and comparing the effectiveness of the two mapping strategies employed. Next, we examine the CVSSs scores generated for the list of general O-RAN threats and compare our exemplary results with those previously reported by the O-RAN Alliance. Finally, we provide an outlook on potential future directions.

A. Benchmarking of Tuning Parameters

To quantify the variability of outcomes, we compare results across a realistic range of parameter settings. Based on this comparison, we set the configuration for our analysis of O-RAN threats.

1) *Result Sets for Different Thresholds*: An important point at the beginning of the evaluation is the choice of the correct pipeline parameters and the mapping strategy. Therefore, we analyzed three different realistic values from 0.45 to 0.55 in steps of 0.05 for cos_{thrs} for the threat to techniques mapping and for the threat to CAPECs mapping. Based on our experience, starting values of 0.45 have consistently yielded reliable results. Whereby, threshold values exceeding 0.55 tend to be overly restrictive, leading to the exclusion of many relevant mappings. Table II shows the number of CVEs and CAPECs found for different initial values of cos_{thrs} , for both scan modes, both filter criteria, and also the two mapping constellations.

Figure 3 shows the respective average CVSS v2 values for exploitability, base score and impact for each extracted cosine threshold value for the techniques mapping in the HFC.

E \equiv Exploitability, BS \equiv Base Score, I \equiv Impact
N \equiv Normal-Mode, D \equiv Deep-Mode
NXX \vee DXX \rightarrow XX \equiv Percentage for cos_{thrs}

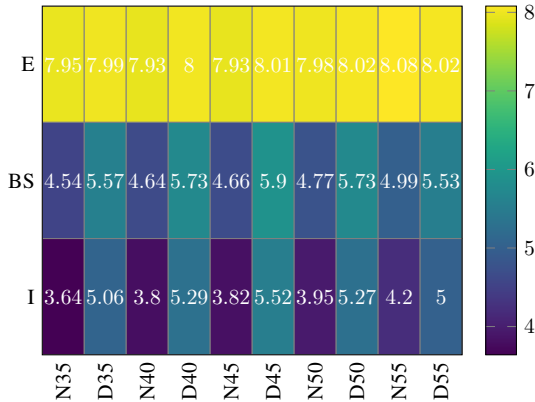


Fig. 3: Calculated average CVSSv2 BSM of the generic O-RAN threats for the technique mapping strategy using HFC, $\omega = \text{false}$.

We note that the scores for the set of CVEs used for each of the three categories remain relatively stable throughout the

different cos_{thrs} . For example, the coefficient of variation for exploitability is only 0.005, for the base score 0.097, and for the impact 0.153. This indicates that the data in our setting is relatively homogeneous and that the scatter is not very strong. We conclude, that due to the similar basic sets of CVEs, a meaningful overall assessment of the system can also be made by averaging over a smaller set. For this assessment, a larger number of total CVEs is therefore not necessary for an averaged overall result, as long as the significant basic vulnerabilities are identified reliably. However, if a detailed and extensive analysis is desired as opposed to a quick and brief assessment, lower values for the cosine equality must definitely be used. This covers as many potential security problems as possible that have a certain equality or connection to the predefined threats.

2) *Comparison of Mapping Strategies*: To investigate discrepancies between the two mapping strategies TTM and TCM, we calculated the average values for impact, exploitability, and the base score in normal mode for the two cos_{thrs} of 0.50 and 0.55 under the HFC filter criterion. The individual values of the respective scores can be found in Figure 4. At first glance, a close clustering around the average values of the individual score classes for the exploitability can be seen, only for the impact and the base score, the deviation is slightly larger. The average coefficient of variation of the individual scores is 0.08, which we consider acceptable. From this, we derive that both mapping strategies can achieve meaningful results with only slight nuances.

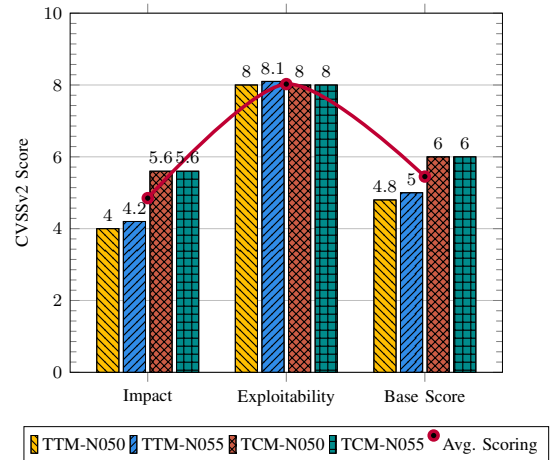


Fig. 4: Average CVSSv2 scores for cos_{thrs} 0.50 and 0.55 with $\omega = \text{false}$ using the HFC criterion with Normal-Mode for TTM and TCM.

3) *Validity of Mapping Strategies*: To check the accuracy and reliability of the technique mapping, we carried out manual spot checks. To do this, we extracted a random set of mappings multiple times and checked whether they matched each other correctly. Taking multiple random samples ensures that different parts of the mapping set are checked, which increases reliability. We examined 3 rounds each with a total of 60 assignments. The average percentage of non-matching mappings is 5.5%. With 235 technique mappings, there is a theoretical coverage of 76.6% if each assignment is checked once. Since the 60 mappings per round were randomly selected, most mappings were likely

TABLE II: Overall number of extracted techniques, CAPECs, CVEs with Deep-Mode and with Normal-Mode per specific threshold and filter criterion for both mapping strategies from the O-RAN general threats with $\omega = true$.

Threat to Techniques-Mapping							Threat to CAPEC's-Mapping				
	cos_{thrs}	Techniques	CAPEC's	DEEP_CAPEC's	CVE's	DEEP_CVE's	Threats	CAPEC's	DEEP_CAPEC's	CVE's	DEEP_CVE's
HFC	0.45	13	16	58	10515	41763	32	325	403	75322	76068
	0.50	8	11	54	10078	41482	29	193	319	51002	72788
	0.55	6	9	52	8770	41482	18	69	174	41058	60552
SFC	cos_{thrs}	Techniques	CAPEC's	DEEP_CAPEC's	CVE's	DEEP_CVE's	Threats	CAPEC's	DEEP_CAPEC's	CVE's	DEEP_CVE's
	0.45	13	16	58	10515	41763	32	325	403	75322	76068
	0.50	8	11	54	10078	41482	32	196	320	51002	72788
	0.55	8	11	54	10078	41482	30	87	218	43281	65806

checked at least once, and some even multiple times. This approach reduces bias and increases the reliability of the results.

We did the same for the CAPECs mapping strategy (with a total of 316 mappings) and achieved 3.9% mismatches in our 3 runs with 60 assignments. We explain the slightly better agreement with the greater diversity exhibited by the number of CAPECs (594 in total) compared to the existing techniques in MITRE ATT&CK (244 in total).

It is important to mention that we did not carry out a feasibility study for the individual cases, but merely checked whether there was a thematic match. It is often not possible to evaluate validity one hundred percent accurately, as the subjectivity of the individual evaluators factors in. The evaluation depends heavily on personal judgment and experience, which can vary greatly from evaluator to evaluator. Furthermore, different stakeholders may have different priorities and perspectives, leading to different assessments of what constitutes a significant risk or threat. Also, the context in which risk is assessed, such as organizational culture or industry norms, can influence the perceived severity and likelihood of threats.

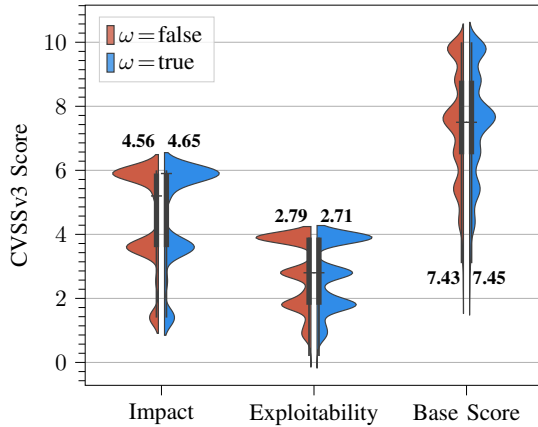


Fig. 5: Comparison of CVSS v3 BSM with different ω settings for the T-GEN threat with calculated average scores.

4) *Effects of Duplicates on Final Scores:* To examine the influence of the ω parameter, we conducted comparative analyses across various threats. The results consistently indicated that the uniqueness within the CVEs minimally affects the overall average score. In the case of threat T-GEN, we plotted the individual CVEs scores for impact, exploitability, and base,

as shown in Figure 5. The differences between scores from all CVEs and those considering only unique CVEs ranged from 0.09 to 0.02. This suggests that the effect of including duplicate CVEs in an extraction set is negligible. Additionally, utilizing $\omega = true$ substantially reduces the total number of CVEs—by over 40% in our example, from 8241 CVEs to 4928 CVEs.

B. CVSS Scores for General O-RAN Threats

We used the list of generic threats and all threats to illustrate our approach in this paper. The calculations and the code for the extraction and the rating calculation of all threats can be found in the corresponding Gitlab repository³. Table III compares the scores specified by the O-RAN Alliance by hand with our extracted and automatically determined, more detailed CVSS scores. Our approach provides more evidence, as we can determine how we calculate our score. In addition, our approach can be quickly and easily executed programmatically multiple times at different points in time, unlike a manual evaluation. We compare both the deep and normal methods introduced in Section V-C2, and denote them as D-SFC and N-SFC, respectively. We used the Threat to CAPECs mapping strategy with the SFC criterion and calculated the average CVSS for normal and deep mode with CVSS v2 and $\omega = false$. In the following, we provide a brief overview of the limitations of the current methodology and present the initial results of the calculated extraction scores. However, we do not go into specific threat details, as the focus of this paper is on establishing the framework and tools necessary for conducting such analyses.

1) *Prevailing method:* The risk assessment process described by the O-RAN Alliance's Security Working Group (WG) 11 in [44] comprises several key steps. These include the identification of assets, threats, and vulnerabilities, followed by an assessment of the associated risk. The assessment is categorized by the criticality of the threat and the likelihood of its occurrence. A score is then determined using the RISK formula ($Severity \times Likelihood$). The individual assessment levels are divided into three categories: low, medium, and high, with low representing the lowest and high the highest degree of severity. However, it should be noted that this approach to determining risk is not without limitations. This type of traditional risk assessment is highly susceptible to the subjectivity of the individual being assessed. Due to the

³<https://gitlab.com/submission1660638/orca>

TABLE III: Listing of generic threat classes defined by [44] with the added averaged CVSS v2 information from the extraction using Threat to CAPECs-Mapping with $cost_{hrs}=0.55$ and soft filter criterion for Normal- and Deep-Mode with $\omega=false$.

Defined by the O-RAN Alliance [44]			Avg. CVSS for D-SFC				Avg. CVSS for N-SFC					
Threat-ID	Description	Severity	Likelihood	Risk Score	Impact	Exploitability	Base Score	CVEs	Impact	Exploitability	Base Score	CVEs
T-AAL	Threats concerning Acceleration Abstraction Layer	🔴	🟡	🔴	4.8	7.9	5.3	3173	4.7	7.8	5.2	1900
T-ADMIN	Threats concerning O-Cloud management	🟡	🔴	🔴	5.4	7.5	5.6	12445	5.3	7.2	5.4	1580
T-E2	Threats against E2 interface	🟡	🟡	🟡	5.5	8.2	6.0	28824	5.6	8.4	6.2	3952
T-GEN	Generic threats against O-Cloud	🟡	🔴	🔴	5.2	7.9	5.7	81596	5.2	7.7	5.5	8038
T-HW	Threats concerning hardware resources	🔴	🔴	🔴	5.2	7.7	5.5	276	5.2	7.7	5.5	138
T-IMG	Threats concerning VM/Container images	🟡	🔴	🔴	5.4	7.7	5.7	478	5.5	7.8	5.8	271
T-ML	Threats against the ML system implementations	🟡	🟡	🟡	5.4	8.1	5.8	15886	5.5	8.0	5.9	6089
T-O-CLOUD-ID	Threats concerning O-Cloud instance ID	🔴	🔴	🔴	3.7	7.9	4.6	6329	3.7	7.9	4.6	6329
T-O2	Threats concrening O-Cloud interfaces	🟢	🔴	🟡	5.2	7.7	5.5	138	5.2	7.7	5.5	69
T-OCAPI	Threats concerning the O-Cloud API	🟢	🔴	🟡	5.2	7.7	5.5	138	5.2	7.7	5.5	69
T-OPENSRC	Threats to open source code	🔴	🔴	🔴	4.9	7.9	5.4	42458	6.3	8.0	6.4	11691
T-PHYS	Physical threats	🔴	🟡	🔴	5.4	8.1	5.8	7996	6.4	6.9	6.0	4
T-RADIO	Threats against 5G radio networks	🔴	🔴	🔴	-	-	-	0	-	-	-	0
T-VL	Threats concerning the virtualization layer	🔴	🟡	🔴	4.2	8.3	5.1	3644	4.5	7.8	5.1	724
T-VM-C	Threats concerning VMs/Containers	🔴	🔴	🔴	5.4	7.6	5.6	19632	5.8	6.7	5.5	2685
T-Y1	Threats against Y1 interface	🟡	🟡	🟡	4.9	8.1	5.5	16153	4.7	8.1	5.3	13728

O-RAN Scores: ● ≡ High, ● ≡ Medium, ○ ≡ Low, ○ ≡ None — Average CVSS: 10...6.67 ≡ High, 6.6...3.34 ≡ Medium, 3.3...0 ≡ Low

manual assessment process, it is prone to varying interpretations, introducing a great degree of subjectivity. To solve these difficulties, our approach uses a systematic, iterative, repeatable risk ranking based on currently existing vulnerabilities, which are assessed through empirical observations of adversary behavior.

2) *First Pre-analysis of the Results*: The first thing that stands out when comparing only the two extraction modes in one CVSS version of our approach is that the average CVSS classes do not differ much. There are only three differences in the High and Low classes when looking at the different CVSS results. These slight variations are due to the fact that the D-SFC additionally extracts the related CAPECs and thus provides more comprehensive analysis possibilities. This fact can also be determined by comparing the total number of mapped CVEs. In some cases, the difference between N-SFC and D-SFC ranges by a multitude. Due to the larger extraction area, some of the CVEs in the endset are not as heavy, which results in a weakening of the average scoring. However, an opposite movement is also recognizable, in that more severe CVEs lead to an increase. Generally speaking, the more detailed and comprehensive you want the evaluation to be, the more you decide for or against the deep mode.

It is noteworthy that the evaluation of exploitability differs significantly between CVSS versions 2 and 3, with scoring classes shifting from high in v2 to low in v3. This shift does

not indicate a sudden decrease in the exploitability or relevance of individual CVEs but rather reflects changes in the scoring methodology used by CVSS. As previously discussed, selecting the appropriate CVSS version is critical for accurate analysis and is therefore of fundamental importance. However, this decision must be made by the implementing entity based on key factors specific to the use case.

3) *Summary of our Scoring*: Overall, our approach demonstrates a higher degree of granularity and presents a robust methodology for the detailed and iterative analysis of individual threat classes, as we further elaborate in Section VI-C. This enables users to obtain a rapid, comprehensive, and detailed overview of specific threats, thereby facilitating informed decision-making and subsequent action.

C. Further Threat Analysis Possibilities

The extracted datasets provide a broad array of opportunities for further analysis, which are closely aligned with the specific requirements of the implementing entities. In general, we categorize further analysis techniques into two types: *specific detailed methods*, such as averaged spider plots of a single threat, time course of CVEs for a threat; and *broader comprehensive approaches*, such as accumulated base score ratings divided by severity level, and heat map tactics coverage. To illustrate, we

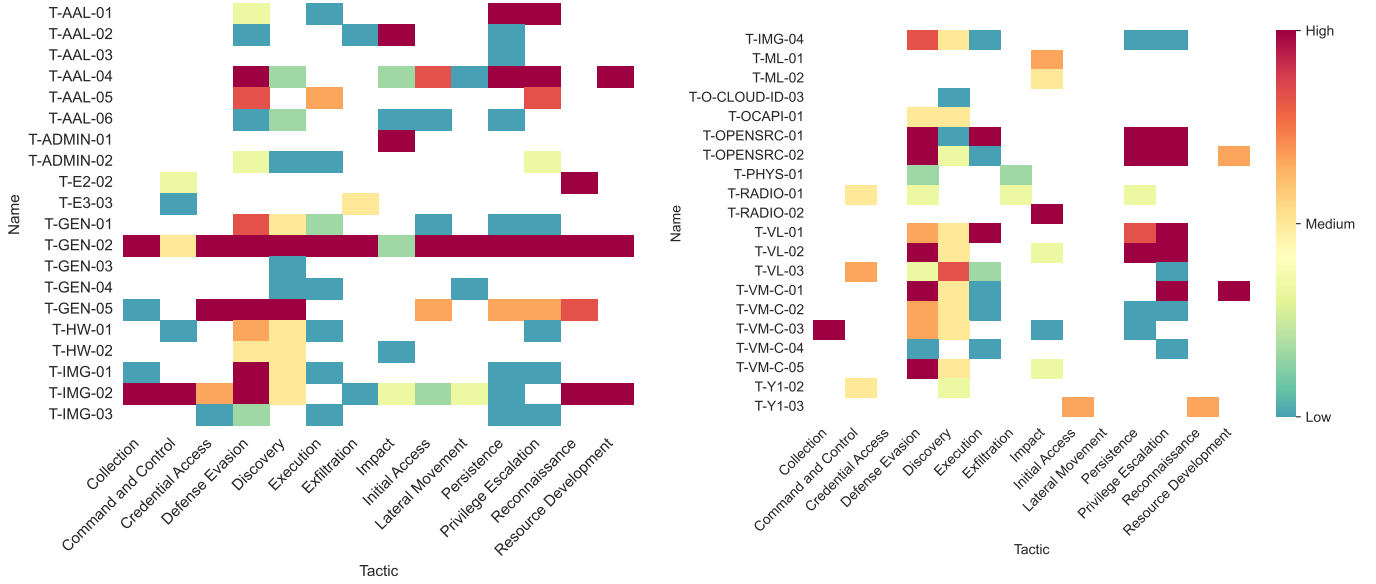


Fig. 6: Heat map of accumulated identical tactics per generic threat group classification for CVSS v2 information from the extraction using Threat to Techniques-Mapping with $\cos_{thrs}=0.50$ and soft filter criterion for Normal-Mode with $\omega=true$.

present an example implementation of tactics coverage across various threats, chosen for its visual simplicity and clarity, making it a straightforward and self-explanatory example.

Our extraction process enables not only the calculation of threat scores but also a wide range of additional analyses. For instance, the coverage of individual MITRE ATT&CK tactics per threat can be visually represented. As an example, we have applied this to the threats of the generic threat group, with the results depicted in Figure 6. This visualization allows for easy identification of potentially dangerous threats. Notably, the threat class T-GEN-02 stands out due to its high cumulative score across nearly all tactics, indicating a higher likelihood of success for attackers across various attack tactics. Overall, this approach serves as a valuable tool for prioritizing mitigation efforts and more effectively identifying and localizing specific problem areas.

VII. CONCLUSION

Vulnerability assessment is a complex discipline that must address numerous hypothetical threats and events. The analysis is frequently subject to significant influence from subjective evaluations, as state-of-the-art methods primarily rely on manual analysis. To mitigate this challenge, in this paper, we employed a quantitative, automated, and iteratively repeatable methodology. We presented the methodology and applied it in the context of O-RAN software-based networks. While some degree of uncertainty may persist in existing approaches, the insights derived from our method provide quantitative assessments of the threat severity and provide efficient numerical evaluations in complex O-RAN scenarios. This framework enables a more precise evaluation of current components, informed planning and prioritization of future initiatives, and a more accurate assessment of overall economic risk.

Future work in this area to enhance our current methodology may include the automated generation and execution of test cases for specific groups of techniques. One possible extension could involve integrating our approach with the efforts of the Atomic Red Team [45], which has developed a library of tests mapped to the MITRE ATT&CK framework. This integration could facilitate the efficient and reproducible assessment of environments for technique presence through standardized testing. This integration would be a major step forward in the automated security testing of system environments and deployments. By enabling automated active testing, it would enhance the speed and reliability with which the security of specific components can be verified.

REFERENCES

- [1] M. Polese, L. Bonati, S. D'Oro, S. Basagni, and T. Melodia, "Understanding o-ran: Architecture, interfaces, algorithms, security, and research challenges," *IEEE Communications Surveys & Tutorials*, pp. 1–1, 2023.
- [2] M. Liyanage, A. Braeken, S. Shahabuddin, and P. Ranaweera, "Open ran security: Challenges and opportunities," *Journal of Network and Computer Applications*, vol. 214, p. 103621, 2023. [Online]. Available: <https://www.sciencedirect.com/science/article/pii/S1084804523000401>
- [3] M. Mezzavilla, T. Azzino, S. Rangan, P. Krishnamurthy, R. Karri, and F. Khorrami, "Detecting o-ran synchronization attacks via 5g nr positioning," *2024 IEEE International Conference on Communications Workshops (ICC Workshops)*, pp. 541–547, 2024. [Online]. Available: <https://api.semanticscholar.org/CorpusID:271869209>
- [4] Y. A. Ergu, V. L. Nguyen, R.-H. Hwang, Y.-D. Lin, C.-Y. Cho, and H.-K. Yang, "Unmasking vulnerabilities: Adversarial attacks against drl-based resource allocation in o-ran," *ICC 2024 - IEEE International Conference on Communications*, pp. 2378–2383, 2024. [Online]. Available: <https://api.semanticscholar.org/CorpusID:271936437>
- [5] R. Balakrishnan, M. Arvinte, N. Himayat, H. Nikopour, and H. Moustafa, "Enhancing o-ran security: Evasion attacks and robust defenses for graph reinforcement learning-based connection management," *ArXiv*, vol. abs/2405.03891, 2024. [Online]. Available: <https://api.semanticscholar.org/CorpusID:269614294>
- [6] J.-E. Chang, Y.-C. Chiu, Y.-W. Ma, Z.-X. Li, and C.-L. Shao, "Packet continuity ddoS attack detection for open fronthaul in oran system," *NOMS 2024-2024 IEEE Network Operations and Management Symposium*, pp. 1–5, 2024. [Online]. Available: <https://api.semanticscholar.org/CorpusID:270926819>
- [7] F. Feliana, T.-W. Hung, B. Chen, and R.-G. Cheng, "Evaluation of control/user-plane denial-of-service (dos) attack on o-ran fronthaul interface," *IEEE INFOCOM 2024 - IEEE Conference on Computer Communications Workshops (INFOCOM WKSHPS)*, pp. 01–06, 2024. [Online]. Available: <https://api.semanticscholar.org/CorpusID:268379280>
- [8] M. Sánchez-Gordón and R. Colomo-Palacios, "Security as culture: a systematic literature review of devsecops," in *Proceedings of the IEEE/ACM 42nd international conference on software engineering workshops*, 2020, pp. 266–269.
- [9] L. A. Mayer, D. Snyder, G. Weichenberg, D. C. Tarraf, J. W. Welburn, S. Genc, M. Hura, and B. Fox, *Cyber Mission Thread Analysis: An Implementation Guide for Process Planning and Execution*. Santa Monica, CA: RAND Corporation, 2022.
- [10] G. González-Granadillo, S. González-Zarzosa, and R. Diaz, "Security information and event management (siem): Analysis, trends, and usage in critical infrastructures," *Sensors*, vol. 21, no. 14, 2021. [Online]. Available: <https://www.mdpi.com/1424-8220/21/14/4759>
- [11] B. Fakiha, "Enhancing cyber forensics with ai and machine learning: A study on automated threat analysis and classification," *International Journal of Safety and Security Engineering*, vol. 13, no. 4, p. 701–707, Sep. 2023. [Online]. Available: <http://dx.doi.org/10.18280/ijse.130412>
- [12] D. Granata and M. Rak, "Systematic analysis of automated threat modelling techniques: Comparison of open-source tools," *Software Quality Journal*, vol. 32, no. 1, p. 125–161, May 2023. [Online]. Available: <http://dx.doi.org/10.1007/s11219-023-09634-4>
- [13] N. A. Hashim, Z. Z. Abidin, A. P. Puvanasvaran, N. A. Zakaria, and R. Ahmad, "Risk assessment method for insider threats in cyber security : A review," *International Journal of Advanced Computer Science and Applications*, vol. 9, 2018.
- [14] H. Kettani and P. Wainwright, "On the top threats to cyber systems," in *2019 IEEE 2nd International Conference on Information and Computer Technologies (ICICT)*. IEEE, 2019, pp. 175–179.
- [15] C. Easttom, "Threat analysis," *The NICE Cyber Security Framework*, 2020.
- [16] I. Alsmadi, "Cyber threat analysis," *The NICE Cyber Security Framework*, 2019.
- [17] A. Brékine, A. Papathanasiou, D. Kavallieros, S. Ziegler, C. Hemmens, A. Quesada Rodriguez, G. Germanos, G. Kokkinis, G. Leventakis, J. Armin, and J. Bothos, *Network Threat Analysis*. Cham: Springer International Publishing, 2019, pp. 81–92. [Online]. Available: https://doi.org/10.1007/978-3-030-04984-3_5
- [18] D. Granata and M. Rak, "Design and development of a technique for the automation of the risk analysis process in it security," in *International Conference on Cloud Computing and Services Science*, 2021. [Online]. Available: <https://api.semanticscholar.org/CorpusID:235233941>
- [19] Microsoft, "Microsoft Threat Modeling Tool," <https://learn.microsoft.com/en-us/azure/security/develop/threat-modeling-tool>, accessed: 18/09/2024.
- [20] OWASP, "OWASP Threat Dragon," <https://github.com/OWASP/threat-dragon>, accessed: 18/09/2024.
- [21] O. Grigorescu, A. Nica, M. Dascalu, and R. V. Rughinis, "Cve2att&ck: Bert-based mapping of cves to mitre att&ck techniques," *Algorithms*, vol. 15, p. 314, 2022. [Online]. Available: <https://api.semanticscholar.org/CorpusID:252019916>
- [22] I. Branesco, O. Grigorescu, and M. Dascalu, "Automated mapping of common vulnerabilities and exposures to mitre att&ck tactics," *Information*, vol. 15, no. 4, 2024. [Online]. Available: <https://www.mdpi.com/2078-2489/15/4/214>
- [23] M. Corporation, "Mitre fight," 2023. [Online]. Available: <https://fight.mitre.org>
- [24] R. Pell, S. Moschyiannis, E. Panaousis, and R. Heartfield, "Towards dynamic threat modelling in 5g core networks based on MITRE att&ck," *CoRR*, vol. abs/2108.11206, 2021. [Online]. Available: <https://arxiv.org/abs/2108.11206>
- [25] W. Wang, H. Zhou, K. Li, Z. Tu, and F. Liu, "Cyber-attack behavior knowledge graph based on capec and cwe towards 6g," in *Mobile Internet Security*, I. You, H. Kim, T.-Y. Youn, F. Palmieri, and I. Kutenko, Eds. Singapore: Springer Nature Singapore, 2022, pp. 352–364.
- [26] K. Thimmaraju, A. Shaik, S. Flück, P. J. F. Mora, C. Werling, and J.-P. Seifert, "Security testing the o-ran near-real time ric & ai interface," in *Proceedings of the 17th ACM Conference on Security and Privacy in Wireless and Mobile Networks*, ser. WiSec '24. New York, NY, USA: Association for Computing Machinery, 2024, p. 277–287. [Online]. Available: <https://doi.org/10.1145/3643833.3656118>
- [27] D. Mimran, R. Bitton, Y. Kfir, E. Klevansky, O. Brodt, H. Lehmann, Y. Elovici, and A. Shabtai, "Evaluating the security of open radio access networks," 2022. [Online]. Available: <https://arxiv.org/abs/2201.06080>
- [28] "O-ran architecture-description 7.0, technical specification," Dec 2022. [Online]. Available: <https://www.o-ran.org/specifications>
- [29] M. A. Habibi, G. M. Yilma, U. Fattore, X. Costa-Pérez, and H. D. Schotten, "Unlocking O-RAN Potential: How Management Data Analytics Enhances SMO Capabilities?" *IEEE Open Journal of the Communications Society*, vol. 5, pp. 4710–4730, 2024.
- [30] F. Klement, W. Liu, and S. Katzenbeisser, "Toward securing the 6g transition: A comprehensive empirical method to analyze threats in o-ran environments," *IEEE Journal on Selected Areas in Communications*, vol. 42, no. 2, pp. 420–431, 2024.
- [31] F. Klement, A. Brighente, M. Polese, M. Conti, and S. Katzenbeisser, "Securing the Open RAN Infrastructure: Exploring Vulnerabilities in Kubernetes Deployments," in *IEEE 10th International Conference on Network Softwarization (NetSoft)*, June 2024, pp. 185–189.
- [32] S. Pongratz, "Open RAN Market Opportunity and Risks," Dell'Oro Group report, 2021. [Online]. Available: <https://www.delloro.com/wp-content/uploads/2021/11/DellOro-Group-Article-Open-RAN-Market-Opportunity-and-Risks.pdf>
- [33] G. Brown, "Heavy Reading's 2023 Open RAN Operator Survey," 2023. [Online]. Available: <https://img.lightreading.com/downloads/whitepapers/HR-2023-Open-RAN-Operator-Survey.pdf>
- [34] L. Bonati, M. Polese, S. D'Oro, P. Brach del Prever, and T. Melodia, "5G-CT: Automated Deployment and Over-the-Air Testing of End-to-End Open Radio Access Networks," *IEEE Communications Magazine*, pp. 1–7, April 2024.
- [35] L. K. Praerit Garg. (2024) The stride threat model. [Online]. Available: [https://learn.microsoft.com/en-us/previous-versions/commerce-server/ee823878\(v=cs.20\)](https://learn.microsoft.com/en-us/previous-versions/commerce-server/ee823878(v=cs.20))
- [36] *O-RAN Security Threat Modeling and Risk Assessment 2.0*, O-RAN Alliance, Oct. 2023.
- [37] P. Ranade, A. Piplai, A. Joshi, and T. Finin, "Cybert: Contextualized embeddings for the cybersecurity domain," in *2021 IEEE International Conference on Big Data (Big Data)*, 2021, pp. 3334–3342.
- [38] E. Aghaei, X. Niu, W. Shadid, and E. Al-Shaer, "Securebert: A domain-specific language model for cybersecurity," 2022.
- [39] Y. Liu, M. Ott, N. Goyal, J. Du, M. Joshi, D. Chen, O. Levy, M. Lewis, L. Zettlemoyer, and V. Stoyanov, "Roberta: A robustly optimized bert pretraining approach," 2019.
- [40] Jackaduma, "Secroberta," accessed: 20/02/2025. [Online]. Available: <https://huggingface.co/jackaduma/SecRoBERTa>
- [41] K. Halder, A. Akbik, J. Krapac, and R. Vollgraf, "Task-aware representation of sentences for generic text classification," in *Proceedings of the 28th International Conference on Computational Linguistics*, D. Scott, N. Bel, and C. Zong, Eds. Barcelona, Spain (Online): International Committee on Computational Linguistics, Dec. 2020, pp. 3202–3213. [Online]. Available: <https://aclanthology.org/2020.coling-main.285>
- [42] N. Reimers and I. Gurevych, "Sentence-bert: Sentence embeddings using siamese bert-networks," in *Proceedings of the 2019 Conference on Empirical Methods in Natural Language Processing*. Association

for Computational Linguistics, 11 2019. [Online]. Available: <https://arxiv.org/abs/1908.10084>

- [43] M. R. Shahid and H. Debar, "Cvss-bert: Explainable natural language processing to determine the severity of a computer security vulnerability from its description," *2021 20th IEEE International Conference on Machine Learning and Applications (ICMLA)*, pp. 1600–1607, 2021. [Online]. Available: <https://api.semanticscholar.org/CorpusID:244130175>
- [44] "O-ran security threat modeling and remediation analysis," Dec 2022. [Online]. Available: <https://www.o-ran.org/specifications>
- [45] A. R. Team, "Coverage," <https://atomicredteam.io/coverage>, 2024, accessed: 2024-09-03.

TABLE IV: Example from the extracted data frame for threat T-GEN-02 for CAPEC-122

threat_id	cve_id	cwe_id	capec_id	v2_impactScore	v2_exploitabilityScore	v2_baseScore	published
T-GEN-02	CVE-2017-16757	CWE-732	CAPEC-122	6.4	3.9	4.6	2017-11-09 21:29:00
T-GEN-02	CVE-2017-1000403	CWE-732	CAPEC-122	6.4	8	6.5	2018-01-26 02:29:01
...
T-GEN-02	CVE-2022-33710	CWE-269	CAPEC-122	10	3.9	7.2	2022-07-12 14:15:18
T-GEN-02	CVE-2024-23620	CWE-269	CAPEC-122	6.4	10	7.5	2023-11-13 16:15:28

APPENDIX

A. Example for the individual Pipeline Steps

To gain a more thorough understanding of our methodology, in which each step is performed to progress from the initial threat data to the final evaluations, we present a simplified example utilizing the threat *T-GEN-02*. This example is based on the TCM branch with N-HFC, $\omega = \text{true}$ and a cos_{thrs} of 0.55.

1) *Threat Description - Input*: The initial phase typically involves a substantial amount of data related to the specific threat. In our example, this information is represented in Listing 1 using the JSON format.

Listing 1: JSON content of the threat T-GEN-02

```

1 {
2   "Threat ID": "T-GEN-02",
3   "Threat title": "Malicious access
   to exposed services using valid accounts",
4   "Threat Description": "Access
   to valid accounts to use the O-Cloud services
   is often a requirement, which could be obtained
   through credential pharming or by obtaining
   the credentials from users after compromising
   the network. ... Access may be also
   gained through an exposed service that doesn
   't require authentication. In containerized
   environments, this may include an exposed Docker
   API, Kubernetes API server, kubelet, or web
   application such as the Kubernetes dashboard.",
5   "Threat agent": "All",
6   "Vulnerability": [
7     "Lack of authentication"
8   ],
9   "Threatened Asset": "
   ASSET-D-12, ASSET-D-13, ASSET-D-14, ASSET-D-15,
   ASSET-D-16, ASSET-D-17, ASSET-D-18, ASSET-D-19,
   ASSET-D-20, ASSET-D-29, ASSET-D-31, ASSET-D-32",
10  "Affected Components": "O-Cloud, Apps/VNFs/CNFs"
11 }

```

2) *Threat Summary - Preprocessing*: The preprocessing step is performed prior to the execution of the two potential branches. In our example, a text paragraph (Listing 2) is generated and subsequently utilized as input for the NLP model.

Listing 2: Preprocessed text paragraph

```

1 "summary": A Threat with the title Malicious
   access to exposed services using valid accounts
   and the description Access to valid accounts to
   use the O-Cloud services is often a requirement
   , which ... this may include an exposed Docker
   API, Kubernetes API server, kubelet, or web
   application such as the Kubernetes dashboard.

```

3) *Threat Summary - Embeddings*: Listing 3 displays the embeddings produced by the sentence transformer. These embeddings correspond to a 384-dimensional dense vector, which is subsequently utilized to compute the cosine similarity.

Listing 3: Generated embeddings by the language model

```

1 "embeddings": [-2.05694959e-02
   -4.06922102e-02 -1.01613447e-01 -7.79516669e-03
2   4.01788913e-02 -
   3.49763446e-02 6.36101142e-02 4.13039252e-02
3   ...
4   2.37159394e-02 4
   .14265916e-02 5.60964905e-02 -2.71430593e-02]

```

4) *Threat - Mapping*: The cosine similarity is subsequently computed between all CAPECs embeddings and the generated embeddings of the threat shown in Listing 3. Based on the parameters used in this example, six CAPECs are identified to have a higher similarity then 0.55. The respective CAPEC ID is output alongside the threat title, domain, and the calculated cosine similarity, as demonstrated in Listing 4.

Listing 4: Calculated mappings for the given threat

```

1 T-GEN-02;enterprise
   -attack;Malicious access to exposed services
   using valid accounts;CAPEC-122;0.5660987
2 T-GEN-02;enterprise
   -attack;Malicious access to exposed services
   using valid accounts;CAPEC-114;0.5621336
3 T-GEN-02;enterprise
   -attack;Malicious access to exposed services
   using valid accounts;CAPEC-560;0.5553874
4 T-GEN-02;enterprise
   -attack;Malicious access to exposed services
   using valid accounts;CAPEC-555;0.5601635
5 T-GEN-02;enterprise
   -attack;Malicious access to exposed services
   using valid accounts;CAPEC-510;0.6071962
6 T-GEN-02;enterprise
   -attack;Malicious access to exposed services
   using valid accounts;CAPEC-600;0.5650064

```

The CAPECs found are:

- CAPEC-122: Privilege Abuse
- CAPEC-114: Authentication Abuse
- CAPEC-560: Use of Known Domain Credentials
- CAPEC-555: Remote Services with Stolen Credentials
- CAPEC-510: SaaS User Request Forgery
- CAPEC-600: Credential Stuffing

It is immediately noticeable that the majority of the identified results closely align with the given threat description and title.

5) *Extraction*: The associated CWEs and subsequently the CVEs must be extracted from all identified CAPECs. Considering all CVEs generated since their inception often results in a substantial number of individual CVEs. Table VII provides an excerpt from the pickle file, which is saved after extraction. For instance, CAPEC-122 includes a total of 1,823 distinct CVEs. By calculating the average of all scores, we derive an impact score of 6.39, an exploitability score of 6.17, and a base score of 5.66 for the threat *T-GEN-02*.