

Learning-Augmented Online TRP on a Line

Swapnil Guragain and Gokarna Sharma

Kent State University

{sguragai, gsharma2}@kent.edu

Abstract

We study the online traveling repairperson problem on a line within the recently proposed learning-augmented framework, which provides predictions on the requests to be served via machine learning. In the original model (with no predictions), there is a stream of requests released over time along the line. The goal is to minimize the sum (or average) of the completion times of the requests. In the original model, the state-of-the-art competitive ratio lower bound is $1 + \sqrt{2} > 2.414$ for any deterministic algorithm and the state-of-the-art competitive ratio upper bound is 4 for a deterministic algorithm. Our prediction model involves predicted positions, possibly error-prone, of each request in the stream known a priori but the arrival times of requests are not known until their arrival. We first establish a 3-competitive lower bound which extends to the original model. We then design a deterministic algorithm that is $(2 + \sqrt{3}) \approx 3.732$ -competitive when predictions are perfect. With imperfect predictions (maximum error $\delta > 0$), we show that our deterministic algorithm becomes $\min\{3.732 + 4\delta, 4\}$ -competitive, knowing δ . To the best of our knowledge, these are the first results for online traveling repairperson problem in the learning-augmented framework.

1 Introduction

We consider the *online* variant of the fundamental *traveling repairperson problem* (TRP). We solve online TRP on a real line \mathcal{L} of length $|\mathcal{L}|$. The input is a stream of requests released over time along the points on \mathcal{L} . The goal in TRP is to minimize the sum (or average) of the completion times of the requests, in contrast to *traveling salesperson problem* (TSP) where the goal is to minimize the maximum completion time (or makespan). TRP facilitates quickly serving each request rather than TSP which minimizes the maximum time to serve any request. TRP has a variety of relevant applications in logistics and robotics. Consider for an example a salesman/repairman/vehicle/robot (denoted as *server* in this paper) that has to serve locations on its workspace. If the

Model	Characteristic
Original	Requests arriving at time t are known at t
Prediction	All request locations are known beforehand but not time t the requests arrive

Table 1: Comparing original and prediction models.

Paper	Competitive Ratio	Model
[Feuerstein and Stougie, 2001]	$1 + \sqrt{2} \approx 2.414$	Original
This paper	3	Original

Table 2: Deterministic online TRP lower bounds on a line.

server’s workspace is a road/highway segment, then it resembles a line and our results can apply to such application. The algorithm we design will run by the server to serve requests.

Online TRP has been studied quite extensively on the *original* model where locations of the requests as well as their arrival times are not known until they arrive; we will define competitive ratio formally later. In this paper, we study online TRP considering a stronger *prediction* model within the recently proposed learning-augmented framework [Lykouris and Vassilvitskii, 2018; Rohatgi, 2020; Kumar *et al.*, 2018](Table 1 compares original and prediction models). The prediction model provides some knowledge on problem beforehand through some external source as considered in the learning-augmented framework. The external source can be a machine learning approach running over the historical data relevant to the problem. Specifically, we consider the prediction model that involves predictions on the *locations* as considered in [Gouleakis *et al.*, 2023] where requests will arrive over time. Notice that in the original model (no predictions), no such knowledge is provided to the online algorithm ON . In our prediction model, ON is provided beforehand with the predicted locations of the future requests.

Online TSP, where the goal is minimize the maximum completion time, has been studied on a line in the prediction model we discussed above [Gouleakis *et al.*, 2023]. However, to the best of our knowledge, there is no previous study on online TRP in the prediction model even on a line. This paper is the first attempt on online TRP in the prediction model on a line as in [Gouleakis *et al.*, 2023].

Our Results. We have the following four results. We say that the prediction is *perfect* if the request predicted to arrive at a location actually arrives at that location. The prediction is called *imperfect* otherwise with parameter $0 \leq \delta \leq 1$ denoting the amount of prediction error. We say that line \mathcal{L} is a *half-line* if servers' location is at its either end.

- We establish that no deterministic algorithm can achieve 3 competitive ratio on a line in our prediction model even under perfect predictions. Interestingly, this lower bound applies to the original model since our prediction model makes the problem stronger. (**Section 3**)
- We develop a deterministic algorithm with a competitive ratio upper bound of $2 + \sqrt{3} \approx 3.732$ on a half-line in the original model. This bound extends to our prediction model with any prediction error $0 \leq \delta \leq 1$. (**Section 4**)
- In our prediction model with perfect predictions, we develop a deterministic algorithm with competitive ratio $2 + \sqrt{3} \approx 3.732$ on a line. (**Section 5**)
- In our prediction model with imperfect predictions (error $\delta > 0$), we give a deterministic $\min\{3.732 + 4\delta, 4\}$ -competitive algorithm, knowing δ . (**Section 6**)

Tables 2 and 3 summarize the existing results in the original model as well as our results in the prediction model.

Related Work. All existing results on online TRP are in the original model. [Feuerstein and Stougie, 2001] established the only previously known competitive lower bound of $1 + \sqrt{2} \approx 2.414$ for online TRP, which is the state-of-the-art. This lower bound applies to any metric that satisfies triangle inequality (line is a special case). We provide in this paper the improved competitive lower bound of 3 in a line (more precisely a half-line) which will also serve as a lower bound for any metric satisfying triangle inequality.

Regarding the upper bound, [Feuerstein and Stougie, 2001] provided the first solution to online TRP on a line, which is a 9-competitive deterministic algorithm. [Krumke *et al.*, 2003] obtained a $(1 + \sqrt{2})^2 \approx 5.8285$ in any metric which applies to line. [Bienkowski and Liu, 2019] provided a 5.429-competitive deterministic algorithm on a line. [Hwang and Jaillet, 2017] give a 5.14-competitive algorithm in any metric which applies to a line. The state-of-the-art is the 4-competitive deterministic algorithm in any metric due to [Bienkowski *et al.*, 2021].

2 Model, Definitions, and Notations

Model. We consider a single server initially located at a fixed distinguished location on \mathcal{L} , which we call *origin* o . The execution starts at time 0 and time proceeds in discrete time steps. The requests arrive at discrete time steps on any location on \mathcal{L} . Any number of requests may arrive at any time step. Each request is communicated to the server as soon as it arrives, i.e., a request r_i with *arrival time* t_i coming at some location p_i on \mathcal{L} is known by the server at time t_i . Server serves requests traversing \mathcal{L} starting from origin o . Request r_i is considered served when the server reaches the location p_i the first time while traversing \mathcal{L} . If server reaches p_i the first time at time t'_i , then t'_i is the *completion time* for r_i .

Algorithm	Competitive Ratio	Model
[Feuerstein and Stougie, 2001]	9	Original
[Krumke <i>et al.</i> , 2003]	$3 + 2\sqrt{2} \approx 5.83$	Original
[Bienkowski and Liu, 2019]	5.429	Original
[Hwang and Jaillet, 2017]	5.14	Original
[Bienkowski <i>et al.</i> , 2021]	4	Original
This paper, $\delta = 0$	$2 + \sqrt{3} \approx 3.732$	Prediction
This paper, known $\delta > 0$	$\min\{3.732 + 4\delta, 4\}$	Prediction

Table 3: Deterministic online TRP solutions on a line.

Performance Metric – Sum of Completion Times. We consider $n \geq 1$ requests (n is not known to the server a priori) $\mathcal{R} := \{r_1, \dots, r_n\}$. Let the server runs the online algorithm ON to decide on how to serve the requests. Let $ON(\mathcal{R}) = \sum_{i=1}^n t'_i$ denote the sum of the completion times of the requests in \mathcal{R} .

Competitive Ratio. We measure the efficiency of ON by comparing its performance with the performance of the optimal offline algorithm OPT provided all the requests in \mathcal{R} arrive at time $t = 0$. Let $OPT(\mathcal{R})$ be the sum of completion times of OPT . We have that $OPT(\mathcal{R}) \geq |OPT_TOUR|$, where OPT_TOUR is the tour computed by OPT that minimizes the completion time for each request in \mathcal{R} . In online TRP, request r_i with arrival time t_i cannot be served before t_i , i.e., $OPT(\mathcal{R}) \geq \sum_{i=1}^n t_i$. Therefore, the goal is to minimize the ratio $\frac{ON(\mathcal{R})}{OPT(\mathcal{R})} = \frac{\sum_{i=1}^n t'_i}{\max\{|OPT_TOUR|, \sum_{i=1}^n t_i\}}$ which is called the *competitive ratio* in the field of online algorithm design [Borodin and El-Yaniv, 1998]. The best possible ratio is 1. The above ratio can be written for each request r_i as $\frac{ON(r_i)}{OPT(r_i)} = \frac{t'_i}{\max\{|OPT_TOUR_i|, t_i\}}$, where $|OPT_TOUR_i|$ is the tour length of OPT_TOUR until r_i is served. Minimizing $\frac{ON(r_i)}{OPT(r_i)}$ for each individual request r_i minimizes $\frac{ON(\mathcal{R})}{OPT(\mathcal{R})}$ for all requests in \mathcal{R} . Therefore, in this paper, we strive to minimize individual ratio $\frac{ON(r_i)}{OPT(r_i)}$.

Line and Half-Line. Let the endpoints of \mathcal{L} be a, b . The origin $o \in \mathcal{L}$. We measure distance on \mathcal{L} from o , i.e., point a (b) is at distance $|a|$ ($|b|$). Let us denote by \mathcal{L}_{right} (\mathcal{L}_{left}) the part of \mathcal{L} that is on the right (left) of o . Let x (y) be a point on \mathcal{L}_{left} (\mathcal{L}_{right}). We denote by $[x, y]$ the segment of \mathcal{L} between x and y (inclusive). We call \mathcal{L} half-line when origin o is either a or b , that is, \mathcal{L} is either only \mathcal{L}_{right} or only \mathcal{L}_{left} .

Prediction Model. We denote a request $r_i \in \mathcal{R}$ by a triple $(a_i^{loc}, p_i^{loc}, t_i)$, where a_i^{loc} is the actual point on \mathcal{L} it arrives, p_i^{loc} is the predicted point on \mathcal{L} it arrives, and t_i is the actual time it arrives. In our prediction model, the predicted location p_i^{loc} of each request r_i is known beforehand but not a_i^{loc} and t_i until r_i arrives at t_i . With *perfect* predictions, $a_i^{loc} = p_i^{loc}$, i.e., r_i arrives at the predicted location. In the original model, there is no notion of p_i^{loc} known beforehand, i.e., request r_i is known only when it comes at t_i at location a_i^{loc} .

Prediction Error. We denote by Δ the error in prediction. It is measured based on predicted and actual locations of each request r_i . For r_i , the error on prediction $\Delta_i = |a_i^{loc} - p_i^{loc}|$.

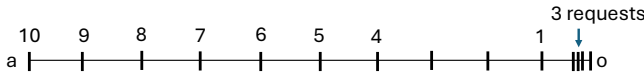


Figure 1: The lower bound construction on a half-line \mathcal{L} with $|\mathcal{L}| = 10$. The request locations are shown. The 8 requests at 1, 4–10 arrive at time $t = 0$. The 3 remaining requests arrive over time.

For \mathcal{R} , we denote by Δ the maximum error on prediction, i.e., $\Delta := \max_{i=1}^n \Delta_i$. Notice that $\Delta \leq |\mathcal{L}|$, i.e., the error on prediction cannot be more than $|\mathcal{L}|$ since each request in \mathcal{R} arrive on \mathcal{L} (a, b inclusive). Therefore, we can use δ as the error ratio parameter giving the amount of error w.r.t. $|\mathcal{L}|$, i.e., $0 \leq \delta = \frac{\Delta}{|\mathcal{L}|} \leq 1$. $\delta = 0$ denotes perfect prediction and $\delta = 1$ denotes worst-case prediction error. Given δ , Δ can be computed, and vice-versa, given known $|\mathcal{L}|$.

3 3-Competitive Lower Bound

Our 3-competitive lower bound is strong compared to the state-of-the-art $1 + \sqrt{2} \approx 2.414$ [Feuerstein and Stougie, 2001]. We establish our lower bound considering \mathcal{L} being half-line, and hence applies to any metric satisfying triangle inequality. We construct an adversarial input \mathcal{R} on half-line \mathcal{L} such that no deterministic algorithm can satisfy ratio $\frac{ON(r_i)}{OPT(r_i)}$ less than 3 for at least a request r_i in the prediction model even with perfect predictions. Since the original model does not have predictions, the lower bound applies to the original model. In particular, we prove the following theorem.

Theorem 1 (lower bound). *The exists an input \mathcal{R} for which no deterministic algorithm can achieve 3-competitive ratio for online TRP in the prediction model.*

Proof. For a deterministic algorithm ON to be 3-competitive, we need to guarantee $\frac{ON(r_i)}{OPT(r_i)} \leq 3$ for each request $r_i \in \mathcal{R}$. Suppose r_i arrives at time t_i on location $p_i \in \mathcal{L}$ with distance l_i from o . $OPT(r_i) \geq \max\{t_i, l_i\}$.

We consider 11 requests in \mathcal{R} with 8 predicted locations at distance 1, 4, 5, ..., 10 from o and 3 predicted locations at distance $\epsilon_i \ll 1$ from o . We assume that the locations are known at time $t = 0$ (see Fig. 1).

Let ON be a deterministic algorithm to serve the requests that arrive on the predicted locations. We assume that, at time step $t = 0$, a request each arrives at 1, 4, 5, ..., 10. We denote the requests by r_i , where i is the location, i.e., for the request arriving at 4, we denote it by r_4 . We will release requests at locations ϵ_i over time. For ON to guarantee 3-competitive ratio, the requests at 1, 4, 5, ..., 10 must be served by time step 3, 12, 15, 18, 21, 24, 27, 30. We will show that there is at least a request among $\{r_1, r_4, r_5, \dots, r_{10}\}$ for which $\frac{ON(r_i)}{OPT(r_i)} > 3$ for any deterministic algorithm ON .

We consider four cases, Case 1–4, based on whether ON waits at origin o and, if so, how many time steps.

- **Case 1.** ON does not wait at o : ON serves r_1 (the request at distance 1) at step 1. We release r_{ϵ_1} at step 1. To have $\frac{ON(r_{\epsilon_1})}{OPT(r_{\epsilon_1})} \leq 3$, r_{ϵ_1} needs to be served by step 3. Since ON is at 1, and need to reach ϵ_1 by step 3, we have the following.

- **Case 1.A** ON serves r_{ϵ_1} at step 2: After serving r_{ϵ_1} , ON has two choices: stay at ϵ_1 or leave. Until ON stays at ϵ_1 , we do not release any new request. Let $s > 2$ be the step at which ON reaches 1 leaving ϵ_1 . We release r_{ϵ_2} at step s . Notice that s must be ≤ 9 since otherwise r_4 is not reached by step 12. ON has two choices,

- * **Case 1.A.i** ON serves r_{ϵ_2} at step $s + 1$ We do not release any new request until ON stays at ϵ_2 after serving r_{ϵ_2} . Let $s' > s + 2$ be the step at which ON reaches 1 leaving ϵ_2 . We release r_{ϵ_3} at step s' . Notice that s' must be ≤ 9 since otherwise r_4 is not reached by step 12.

- * **Case 1.A.ii** ON serves r_4, r_5, \dots and returns to r_{ϵ_2} by step $3s$. Since $s, s' \leq 9$, ON can only visit up to r_s ($r_{s'}$) to return to ϵ_2 by step $3s$ ($3s'$). If doing so, r_{s+1} ($r_{s'+1}$) takes at least $3s + s + 1$ ($3s' + s' + 1$) steps to be served, giving $\frac{ON(r_{s+1})}{OPT(r_{s+1})} > 3$ ($\frac{ON(r_{s'+1})}{OPT(r_{s'+1})} > 3$). If ON returns after visiting r_{s+1} ($r_{s'+1}$), then r_{ϵ_2} is not served before step $3s + 1$ ($3s' + 1$), giving $\frac{ON(r_{\epsilon_2})}{OPT(r_{\epsilon_2})} > 3$.

- **Case 1.B** ON waits at 1 until step 2 and serves r_{ϵ_1} at step 3: After serving r_{ϵ_1} , ON has two choices as in Case 1.A. Until ON stays at ϵ_1 , we do not release any new request. We know that ON must leave ϵ_1 and reach 1 by step $4 \leq s \leq 9$ to serve r_4 by time step 12. We release r_{ϵ_2} at step s . Then either Case 1.A.i or Case 1.A.ii applies.

- **Case 1.C** ON waits at 1 until step 3 or ON goes to 2 at step 2 and returns to ϵ_1 by step 4: We have that $\frac{ON(r_1)}{OPT(r_1)} > 3$ and we are done.

- **Case 2** ON waits at o for 1 time step: r_1 is served at step 2. We release r_{ϵ_1} at step 2. ON must serve r_{ϵ_1} by step 6 to guarantee $\frac{ON(r_{\epsilon_1})}{OPT(r_{\epsilon_1})} \leq 3$. ON has the following choices:

- **Case 2.A** ON serves r_{ϵ_1} at step 3, 4, 5, or 6 (waiting 0, 1, 2, 3 steps at 1): We do not release any new request until r_{ϵ_1} is served and ON returns to 1. Suppose ON returns to 1 at $4 \leq s \leq 7$ after serving r_{ϵ_1} in any step $[3, s - 1]$. We release r_{ϵ_2} at step s which must be served by $3s$. Again ON has two choices.

- * **Case 2.A.i** ON serves r_{ϵ_2} at step $s + 1$: We do not release any new request until ON stays at ϵ_2 after serving r_{ϵ_2} . Let $s' \geq s + 2$ be the step at which ON reaches 1 leaving ϵ_2 . We release r_{ϵ_3} at step s' . Notice that $s' \leq 9$ since otherwise r_4 is not reached by step 12.

- * **Case 2.A.ii** ON serves r_4, r_5, \dots and returns to ϵ_2 by step $3s$. Since $s, s' \leq 7$, ON can only visit up to r_s ($r_{s'}$) to return to ϵ_2 by step $3s$ ($3s'$). If doing so, r_{s+1} ($r_{s'+1}$) takes at least $3s + s + 1$ ($3s' + s' + 1$) steps to be served, giving $\frac{ON(r_{s+1})}{OPT(r_{s+1})} > 3$ ($\frac{ON(r_{s'+1})}{OPT(r_{s'+1})} > 3$). If

ON returns after visiting r_{s+1} ($r_{s'+1}$), then r_{ϵ_2} is not served before step $3s+1$ ($3s'+1$), giving $\frac{ON(r_{\epsilon_2})}{OPT(r_{\epsilon_2})} > 3$.

– **Case 2.B** ON attempts to serve r_4 and then r_{ϵ_1} : r_{ϵ_1} cannot be served by step 6 if r_4 is served.

• **Case 3** ON waits at o for 2 steps: r_1 is served at step 3. We release r_{ϵ_1} at step 3 which needs to be served by step 9 for $\frac{ON(r_{\epsilon_1})}{OPT(r_{\epsilon_1})} \leq 3$.

– **Case 3.A** ON serves r_{ϵ_1} at step 4, ..., 8 (waiting 0, ..., 4 steps at 1): We do not release any new request until r_{ϵ_1} is served and ON returns to 1. Suppose ON returns to 1 at $5 \leq s \leq 9$ after serving r_{ϵ_1} in any step $[4, s-1]$. We release r_{ϵ_2} at step s which must be served by $3s$. ON again has two choices.

* **Case 3.A.i** Similar to Case 2.A.i ON serves r_{ϵ_2} at step $s+1$: Let $s' \geq s+2$ be the step at which ON is at 1 after serving r_{ϵ_2} . ON must reach 1 by $s' \leq 9$ since otherwise r_4 is not reached by step 12.

* **Case 3.A.ii** ON serves r_4, r_5, \dots and returns to ϵ_2 by step $3s$. Since $s, s' \leq 9$, ON can only visit up to s (s') to return to ϵ_2 by step $3s$ ($3s'$). If doing so, we reach Case 2.A.ii.

– **Case 3.B** Attempt to serve r_4 and then r_{ϵ_1} : r_{ϵ_1} cannot be served by step 6 if r_4 is served.

• **Case 4.** OL waits at o for 3 steps or more: We have that $\frac{ON(r_1)}{OPT(r_1)} > 3$ and we are done.

Therefore, there is a request in \mathcal{R} which cannot be served with competitive ratio ≤ 3 by any deterministic algorithm. \square

We have the following corollary for the lower bound on the original model. The proof is immediate since above lower bound is in the prediction model and the prediction model is stronger than the original model.

Corollary 1. No deterministic algorithm can achieve 3-competitive ratio for online TRP in the original model.

4 $(2 + \sqrt{3})$ -Competitive Deterministic Algorithm on a Half-Line

We develop here a $2 + \sqrt{3} \approx 3.732$ -competitive deterministic algorithm for online TRP on a half-line \mathcal{L} . The algorithm works in both original and prediction models. This algorithm will be a fundamental building block for our line algorithm presented in the next section.

Our algorithm ON is outlined in Algorithm 1 and illustrated in Fig. 2. Server is initially at origin o , which is the one end of \mathcal{L} (and hence the half-line). Starting at time step 0, server visits \mathcal{L} in round trips. In the first round trip RT_1 , it visits the segment of \mathcal{L} of length $\frac{2+2\alpha}{2}$ and returns to o , where α is some constant (we set its value later). Therefore, the length of RT_1 is $|RT_1| = 2 + 2\alpha$. For $RT_j, j \geq 2$, it visits the segment of length $\frac{(2+2\alpha)^{j-1}(1+2\alpha)}{2}$ with $|RT_j| =$

Algorithm 1 Algorithm on a half-line \mathcal{L}

- 1: starting at time step 0, server traverses \mathcal{L} in round trips $RT_j, j \geq 1$, starting from and ending at origin o until there is at least an outstanding request.
- 2: **if** $j = 1$ **then**
- 3: visit segment of length $\frac{2+2\alpha}{2}$ from o .
- 4: **else**
- 5: visit segment of length $\frac{(2+2\alpha)^{j-1}(1+2\alpha)}{2}$ from o .
- 6: **end if**

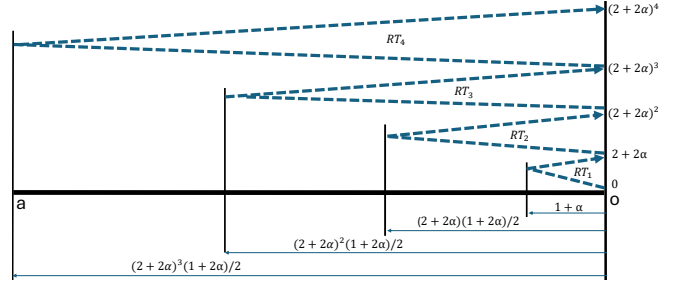


Figure 2: An illustration of how Algorithm 1 visits half-line \mathcal{L} in round-trips $RT_j, j \geq 1$, starting from and ending at origin o . The segment lengths of \mathcal{L} visited in each RT_j is also shown at bottom.

$(2 + 2\alpha)^{j-1}(1 + 2\alpha)$. The server stops as soon as there is no outstanding request.

We now analyze Algorithm 1 for its correctness and competitive ratio guarantees. Correctness means that the server eventually serves all the requests no matter when and where that arrive. This is immediate since each round trip is of increasing length starting and ending at o and hence all the request locations on \mathcal{L} are eventually visited. For the competitive ratio, we establish the following theorem.

Theorem 2. Algorithm 1 is $\max\{2 + 2\alpha, \frac{5+6\alpha}{1+2\alpha}\}$ -competitive for online TRP on a half-line \mathcal{L} in the original model.

Proof. Let $r_i = (l_i, t_i)$ be the request that arrives at distance l_i from o at time step $t_i \geq 0$. We have that $OPT(r_i) \geq \max\{l_i, t_i\}$. Let $ON(r_i)$ be the time at which ON (Algorithm 1) serves r_i . We show that $ON(r_i) \leq \max\{2 + 2\alpha, \frac{5+6\alpha}{1+2\alpha}\} \cdot OPT(r_i)$.

We consider two cases. The first case deals with $l_i \geq t_i$ and the second case deals with $l_i < t_i$.

Case 1: $l_i \geq t_i$: In this case, $OPT(r_i) \geq l_i$. Since $t_i \leq l_i$, $l_i \geq t_i \geq 0$. We prove here that $ON(r_i) \leq \frac{5+6\alpha}{1+2\alpha} OPT(r_i)$.

We consider three cases of l_i separately:

$$l_i = \begin{cases} [0, 1 + \alpha] & \text{Case 1.1} \\ ((1 + \alpha), \frac{(2+2\alpha)(1+2\alpha)}{2}] & \text{Case 1.2} \\ (\frac{(2+2\alpha)^{j-2}(1+2\alpha)}{2}, \frac{(2+2\alpha)^{j-1}(1+2\alpha)}{2}] & \text{Case 1.3} \end{cases}$$

Case 1.1: Consider first the case of $l_i \in [0, (1 + \alpha)]$. Since $l_i \geq t_i$, r_i must have arrived by the time ON reaches l_i during the first round-trip RT_1 . That is, r_i must have arrived at time step $t_i \leq \lfloor l_i \rfloor$, otherwise $l_i \notin [0, (1 + \alpha)]$. Therefore r_i must be served by ON while going from o to $1 + \alpha$ giving competitive ratio 1.

Case 1.2: Now consider the second case of $l_i \in ((1 + \alpha), \frac{(2+2\alpha)(1+2\alpha)}{2}]$. OL visits l_i for the first time in the second round-trip RT_2 since $t_i \leq l_i$. This gives $ON(r_i) \leq l_i + |RT_1| \leq l_i + (2 + 2\alpha)$. Therefore, $\frac{ON(r_i)}{OPT(r_i)} = \frac{l_i + (2+2\alpha)}{l_i}$. The value of $\frac{ON(r_i)}{OPT(r_i)}$ is maximized picking $l_i = (1 + \alpha)$ when $l_i \in ((1 + \alpha), \frac{(2+2\alpha)(1+2\alpha)}{2}]$. Therefore,

$$\frac{ON(r_i)}{OPT(r_i)} = \frac{(1 + \alpha) + (2 + 2\alpha)}{(1 + \alpha)} \leq \frac{3(1 + \alpha)}{(1 + \alpha)} \leq 3.$$

Case 1.3: We now consider the third and final case of $l_i \in (\frac{(2+2\alpha)^{j-2}(1+2\alpha)}{2}, \frac{(2+2\alpha)^{j-1}(1+2\alpha)}{2}]$, which happens in $RT_j, j \geq 3$. ON visits l_i for the first time in RT_j since $t_i \leq l_i$. This gives $ON(r_i) \leq l_i + \sum_{k=1}^{j-1} (|RT_k|) \leq l_i + (2 + 2\alpha)^{j-1}$. Thus, $\frac{ON(r_i)}{OPT(r_i)} = \frac{l_i + (2+2\alpha)^{j-1}}{l_i}$. Again, the value of $\frac{ON(r_i)}{OPT(r_i)}$ is maximized picking $l_i = \frac{(2+2\alpha)^{j-2}(1+2\alpha)}{2}$ when $l_i \in (\frac{(2+2\alpha)^{j-2}(1+2\alpha)}{2}, \frac{(2+2\alpha)^{j-1}(1+2\alpha)}{2}]$. Therefore,

$$\frac{ON(r_i)}{OPT(r_i)} = \frac{\frac{(2+2\alpha)^{j-2}(1+2\alpha)}{2} + (2 + 2\alpha)^{j-1}}{\frac{(2+2\alpha)^{j-2}(1+2\alpha)}{2}} \leq \frac{5 + 6\alpha}{1 + 2\alpha}.$$

Case 2: $l_i < t_i$: In this case, $OPT(r_i) \geq t_i$. Since $t_i > l_i, t_i \geq l_i \geq 0$. We prove that $ON(r_i) \leq \max\{2 + 2\alpha, \frac{5+6\alpha}{1+2\alpha}\}OPT(r_i)$.

We now consider cases of t_i separately:

$$t_i = \begin{cases} [0, 1 + \alpha] & \text{Case 2.1} \\ ((1 + \alpha), (2 + 2\alpha)] & \text{Case 2.2} \\ ((2 + 2\alpha)^{j-1}, \frac{(2+2\alpha)^{j-1}(3+2\alpha)}{2}] & \text{Case 2.3} \\ (\frac{(2+2\alpha)^{j-1}(3+2\alpha)}{2}, (2 + 2\alpha)^j] & \text{Case 2.4} \end{cases}$$

Case 2.1: For $t_i \in [0, 1 + \alpha]$, r_i must arrive by step $\lfloor 1 + \alpha \rfloor$. ON is at location $1 + \alpha$ from o at step $\lfloor 1 + \alpha \rfloor$. If r_i 's location is between o and $1 + \alpha$, we have two cases. Either $t_i = 0$ or $t_i \geq 1$. If $t_i = 0$ and $l_i = 0$, r_i is served immediately at step 0. If $t_i \geq 1$, then it will be served by time step $(2 + 2\alpha)$. Therefore, $ON(r_i) \leq (2 + 2\alpha) \cdot OPT(r_i)$. If r_i 's location is not between o and $1 + \alpha$, **Case 1** applies since $l_i \geq t_i$, giving the competitive ratio $ON(r_i) \leq \frac{5+6\alpha}{1+2\alpha}OPT(r_i)$.

Case 2.2: For $t_i \in ((1 + \alpha), (2 + 2\alpha)]$, r_i must arrive by $(2 + 2\alpha)$. If r_i 's location is between o and $1 + \alpha$ (inclusive), then it will be served by $t_i + 2 + 2\alpha$. We have that $OPT(r_i) \geq t_i \geq (1 + \alpha)$. Therefore, $ON(r_i)/OPT(r_i) \leq 3$. If r_i 's location is between $1 + \alpha$ and $2 + 2\alpha$ from o , we have that r_i is arrived by $2 + 2\alpha$. The server may be at o when r_i arrives. Additionally, $t_i > l_i$. Therefore, ON can reach r_i 's location from o traveling at most distance t_i . Thus, r_i will be served by ON in the second round-trip RT_2 by time $t_i + (2 + 2\alpha)$. If r_i 's location is not between o and $2 + 2\alpha$ (inclusive), **Case 1** applies since $l_i \geq t_i$, giving the competitive ratio $ON(r_i) \leq \frac{5+6\alpha}{1+2\alpha}OPT(r_i)$.

Case 2.3: For $t_i \in ((2 + 2\alpha)^{j-1}, \frac{(2+2\alpha)^{j-1}(3+2\alpha)}{2}]$, r_i must arrive by time step $\lfloor \frac{(2+2\alpha)^{j-1}(3+2\alpha)}{2} \rfloor$. ON is at

$\frac{(2+2\alpha)^{j-1}(3+2\alpha)}{2}$ at time step $\lfloor \frac{(2+2\alpha)^{j-1}(3+2\alpha)}{2} \rfloor$. If r_i 's location is between o and $\frac{(2+2\alpha)^{j-1}(3+2\alpha)}{2}$, it will be served by time $(2 + 2\alpha)^j$. Additionally, $OPT(r_i) \geq (2 + 2\alpha)^{j-1}$. Therefore, $ON(r_i) \leq (2 + 2\alpha) \cdot OPT(r_i)$. If r_i 's location is not between o and $\frac{(2+2\alpha)^{j-1}(3+2\alpha)}{2}$, we have that $l_i \geq t_i$, and **Case 1** applies, giving the competitive ratio $ON(r_i) \leq \frac{5+6\alpha}{1+2\alpha}OPT(r_i)$.

Case 2.4: This case is similar to Case 2.2 and the competitive ratio becomes either $2 + 2\alpha$ or $\frac{5+6\alpha}{1+2\alpha}$.

Combining all the competitive ratios, we have the claimed $\max\{2 + 2\alpha, \frac{5+6\alpha}{1+2\alpha}\}$ competitive ratio for Algorithm 1 for online TRP on a half-line \mathcal{L} . \square

Corollary 2. Setting $\alpha = \frac{\sqrt{3}}{2}$, Algorithm 1 becomes $(2 + \sqrt{3}) \approx 3.732$ -competitive for online TRP on a half-line \mathcal{L} .

Proof. The competitive ratio is minimized when

$$\begin{aligned} 2 + 2\alpha &= \frac{5 + 6\alpha}{1 + 2\alpha} \\ \Rightarrow (2 + 2\alpha)(1 + 2\alpha) &= 5 + 6\alpha \\ \Rightarrow 2 + 4\alpha + 2\alpha + 4\alpha^2 &= 5 + 6\alpha \\ \Rightarrow 2 + 6\alpha + 4\alpha^2 - 5 - 6\alpha &= 0 \\ \Rightarrow 4\alpha^2 - 3 &= 0 \\ \Rightarrow 4\alpha^2 &= 3 \\ \Rightarrow \alpha^2 &= \frac{3}{4} \\ \Rightarrow \alpha &= \frac{\sqrt{3}}{2} \end{aligned}$$

Therefore, setting $\alpha = \frac{\sqrt{3}}{2}$, $2 + 2\alpha = 2 + 2\frac{\sqrt{3}}{2} = 2 + \sqrt{3}$ and $\frac{5+6\alpha}{1+2\alpha} = \frac{5+3\frac{\sqrt{3}}{2}}{1+2\frac{\sqrt{3}}{2}} = \frac{5+3\sqrt{3}}{1+\sqrt{3}} = 2 + \sqrt{3}$, since $5 + 3\sqrt{3} = (2 + \sqrt{3})(1 + \sqrt{3})$.

That is, Algorithm 1 is $(2 + \sqrt{3}) \approx 3.732$ -competitive. \square

5 $(2 + \sqrt{3})$ -Competitive Algorithm on a Line with Perfect Predictions

Highlevel Overview. We build our algorithm on two ideas. The first idea is Afrati *et al.*'s algorithm [Afrati *et al.*, 1986] (which we call *AFRATI-ALG*) for offline TRP. In offline TRP, the request set \mathcal{R} is known to the algorithm beforehand. Knowing \mathcal{R} , *AFRATI-ALG* computes a tour *OFF-TOUR* on \mathcal{L} to visit the request locations in \mathcal{R} (Fig. 3). In the prediction model, given the predicted locations p_{loc}^i of the requests in \mathcal{R} , we compute a *PRED-TOUR* of the predicted locations applying *AFRATI-ALG*. In the prediction model, since requests arrive over time, traversing *PRED-TOUR* once may be not enough to serve requests. Additionally, the competitive ratio might become prohibitively large if *PRED-TOUR* is not traversed carefully. This is where the second idea helps, that is, use the half-line

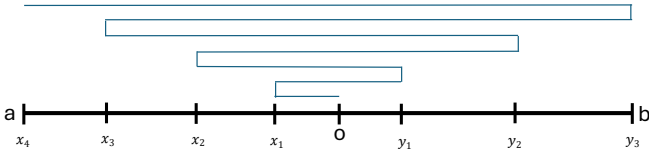


Figure 3: An illustration of *OFF TOUR* for offline TRP or *PRED TOUR* of predicted locations for online TRP, computed using *AFRATI ALG*. The points on \mathcal{L} where the tour changes direction are denoted by x_i on \mathcal{L}_{left} and y_i on \mathcal{L}_{right} .

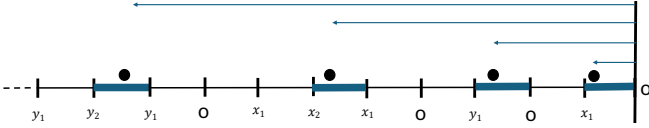


Figure 4: An alternative illustration of *OFF TOUR* or *PRED TOUR* of Fig. 3 as a half-line starting from o at the right end (despite it visits o multiple times). Consider any request r_i (denoted as black circle) that arrives at a location on the bold intervals. We have that $OPT(r_i) \geq \{|OFF TOUR_i|, t_i\}$, where $|OFF TOUR_i|$ is the length of *OFF TOUR* starting from o (right end) to the position p_i of r_i (shown as a arrow line).

algorithm (Algorithm 1) to visit the *PRED TOUR* so that the competitive ratio can be controlled.

AFRATI ALG [Afrati et al., 1986]: *AFRATI ALG* [Afrati et al., 1986] is an offline algorithm meaning that the input \mathcal{R} is known beforehand. *AFRATI ALG* computes *OFF TOUR* (Fig. 3) starting from o picking a direction *left* or *right* (from o). Suppose *AFRATI ALG* picks direction *left* first (picking direction *right* first is analogous). Let x_* (y_*) denote the point on \mathcal{L}_{left} (\mathcal{L}_{right}). Using this notation, the origin o can be written as (x_0, y_0) . The leftmost (rightmost) endpoint on \mathcal{L}_{left} (\mathcal{L}_{right}) can be written as $x_m = a$ ($y_{m'} = b$). The server s visits \mathcal{L} from $o = (x_0, y_0)$ alternating between left and right directions. Suppose s is currently traversing *left*. Suppose s changes direction at point x_i on \mathcal{L}_{left} . After changing direction, it visits \mathcal{L}_{right} in the *right* direction. Let y_i be the point on \mathcal{L}_{right} at which s again changes direction. This change of direction continues until either $x_m = a$ is visited after visiting $y'_{m'} = b$ or $y'_{m'} = b$ is visited after visiting $x_m = a$. $[x_i, y_i]$ ($[y_i, x_{i+1}]$) denotes the segment of \mathcal{L} server s visits in its right (left) direction.

Let r_i be a request that arrives in the interval $(x_j, x_{j+1}]$ or $(y_j, y_{j+1}]$ (with $j \geq 0$) of *OFF TOUR* with $x_0 = y_0 = o$. Fig. 4 provides an illustration. *AFRATI ALG* guarantees that $OPT(r_i) = |OFF TOUR_i|$, where $|OFF TOUR_i|$ is the length of *OFF TOUR* from o until the position p_i of r_i . In offline TRP, there is no request to serve between two subsequent bold intervals. We have the following theorem.

Theorem 3 ([Afrati et al., 1986]). *AFRATI ALG* is optimal (competitive ratio 1) for offline TRP on line \mathcal{L} .

5.1 Line Algorithm with Perfect Predictions

Our algorithm *ON* is outlined in Algorithm 2. Let $\{p_1^{loc}, p_2^{loc}, \dots, p_n^{loc}\}$ be the predicted locations of the n requests in \mathcal{R} . We run *AFRATI ALG* on the pre-

Algorithm 2 Algorithm in line \mathcal{L} with perfect predictions

- 1: given the predicted locations of the requests in \mathcal{R} , compute *PRED TOUR* of the predicted locations using *AFRATI ALG*.
- 2: suppose *PRED TOUR* visits \mathcal{L}_{left} first (visiting \mathcal{L}_{right} first is analogous).
- 3: $\{o, x_1, y_1, x_2, y_2, \dots, x_m, y_{m'}\} \leftarrow \text{PRED TOUR}$ such that x_i, y_i are the points at which *PRED TOUR* changes direction, with $x_m = a$ and $y_{m'} = b$.
- 4: Let $|x_i|(|y_i|)$ denote the distance of point $x_i(y_i)$ from o . We have that $|x_{i+1}| > |x_i|$ and $|y_{i+1}| > |y_i|$.
- 5: **while** not all requests in \mathcal{R} are served **do**
- 6: visit *PRED TOUR* in roundtrips $RT_j, j \geq 1$, with each round trip starting from and ending at o .
- 7: **end while**

dicted locations and compute a tour (Fig. 3) which we call *PRED TOUR* := $\{o, x_1, y_1, x_2, y_2, \dots, x_m, y_{m'}\}$, where $x_i, y_i, i \geq 1$ are the points on \mathcal{L}_{left} and \mathcal{L}_{right} , respectively, on which the tour changes direction. (Note that we assume first direction is *left* from o ; the case of first direction *right* is analogous.) *PRED TOUR* is now visited in round-trips like Algorithm 1. At some round trip RT_k , there is no request remains to be served and at that time Algorithm 2 stops.

We now analyze Algorithm 2 for its correctness and competitive ratio guarantees. Correctness means that eventually all requests in \mathcal{R} are served. We need some observations.

Observation 1. Consider two consecutive segments $[x_i, y_i]$ and $[y_i, x_{i+1}]$ with $i \geq 1$ (or $[y_j, x_{j+1}]$ and $[x_{j+1}, y_{j+1}]$ with $j \geq 0$ and $y_j = o$ for the first segment $[o, x_1]$) of *PRED TOUR*. The length of the segment $|y_i, x_{i+1}| > |x_i, y_i|$ (or $|x_{j+1}, y_{j+1}| > |y_j, x_{j+1}|$).

Observation 2. Consider two consecutive segments $[x_i, y_i]$ and $[y_i, x_{i+1}]$ with $i \geq 1$ (or $[y_j, x_{j+1}]$ and $[x_{j+1}, y_{j+1}]$ with $j \geq 0$ and $y_j = o$ for the first segment $[o, x_1]$) of *PRED TOUR*. Segment $[y_i, x_{i+1}]$ subsumes segment $[x_i, y_i]$, meaning that $[x_i, y_i]$ is completely contained in $[y_i, x_{i+1}]$ (same for $[y_j, x_{j+1}]$ and $[x_{j+1}, y_{j+1}]$).

Observation 3. The origin o is contained in each segment $[x_i, y_i]$ and $[y_i, x_{i+1}]$ of *PRED TOUR*.

Theorem 4. Algorithm 2 correctly serves all the predicted requests in \mathcal{R} on a line \mathcal{L} solving online TRP.

Proof. From Observations 1, 2, and 3, we have that in each subsequent segment, Algorithm 2 traverses more length of \mathcal{L} than the length covered in the previous segment. Furthermore, Algorithm 2 does not terminate before both endpoints a, b of \mathcal{L} are visited. If there are still requests in \mathcal{R} remain to be served, Algorithm 2 round trips between a and b until all requests in \mathcal{R} are served. \square

We now analyze Algorithm 2 for its competitive ratio.

Observation 4. Suppose each request r_i predicted to arrive at p_i^{loc} is released at time 0 with no prediction error, traversing *PRED TOUR* only once optimally serves TRP (i.e., competitive ratio 1).

Theorem 5. Algorithm 2 is $2 + \sqrt{3}$ -competitive for online TRP on \mathcal{L} in the prediction model with perfect predictions.

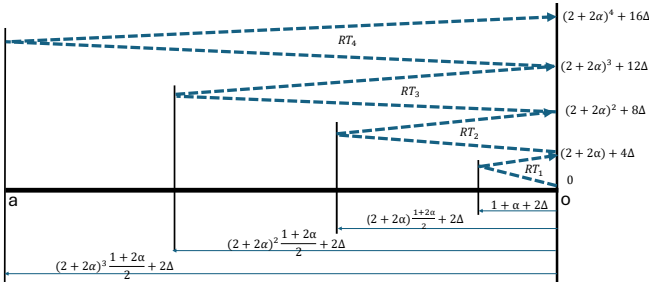


Figure 5: An illustration of how round-trips in Fig. 2 are adjusted to accommodate error Δ in predicted locations.

Proof. Consider $PRED_TOUR$ as a half-line \mathcal{L} as shown in Fig. 4. Like half-line \mathcal{L} , following $PRED_TOUR$ is optimal even for offline TRP since the predictions are perfect and requests arrive at those locations. In the offline TRP, there is no request to serve in $PRED_TOUR$ between its two consecutive bold intervals (Fig. 4). In online TRP, there may be requests arriving at time steps such that they need to be served. However, those requests are served when the server traversing currently right (or left) direction changes the direction to traverse left (or right) before it changes again to right (or left). Therefore, the competitive ratio of Algorithm 1 on the half-line \mathcal{L} extends to $PRED_TOUR$ giving the same $2 + \sqrt{3}$ competitive ratio for online TRP on a line. \square

6 $\min\{2 + \sqrt{3} + 4\delta, 4\}$ -Competitive Algorithm on a Line with Imperfect Predictions

We assume that Δ is known. $|\mathcal{L}|$ is known since \mathcal{L} is known. If $\Delta \geq 0.067|\mathcal{L}|$ (i.e., $\delta \geq 0.067$), we run the algorithm of [Bienkowski *et al.*, 2021] in the original model. However, if $\Delta < 0.067|\mathcal{L}|$ (i.e., $\delta < 0.067$), we modify Algorithm 2 as follows. Given the predicted locations $\{p_1^{loc}, p_2^{loc}, \dots, p_n^{loc}\}$, we get new predicted locations $\{\hat{p}_1^{loc}, \hat{p}_2^{loc}, \dots, \hat{p}_n^{loc}\}$ setting $\hat{p}_i^{loc} = p_i^{loc} - \Delta$. We then use $AFRATI_ALG$ and compute $PRED_TOUR'$ of locations $\{\hat{p}_1^{loc}, \hat{p}_2^{loc}, \dots, \hat{p}_n^{loc}\}$. We have the following observation for $PRED_TOUR'$.

Observation 5. *There does not exist any other solution which gives better sum of completion times than $PRED_TOUR'$ on a line with predictor error Δ .*

Since we have error Δ , we modify the tour $PRED_TOUR'$ to obtain $PRED_TOUR''$. We then run Algorithm 2 on $PRED_TOUR''$ with error Δ . Let $\{o, x_1, y_1, x_2, y_2, \dots, x_m, y_m\}$ be $PRED_TOUR'$ such that x_i, y_i are the points at which it changes direction. Except o , we shift each point x_i, y_i in $PRED_TOUR'$ adding 2Δ . Doing so, there might be less turning points in $PRED_TOUR''$ than $PRED_TOUR'$ but it will not affect our algorithm. We then visit $PRED_TOUR''$ like Algorithm 2 in round-trips with each round-trip length as follows: the first round-trip RT_1 is of length $2 + 2\alpha + 4\Delta$ and for $j \geq 2$, $|RT_j| = (2 + 2\alpha)^{j-1}(1 + 2\alpha) + 4\Delta$. Fig. 5 provides an illustration of the adjusted round-trips given Δ . The correctness is immediate as in Algorithm 2. We prove the following theorem for the competitive ratio guarantee.

Theorem 6. *Algorithm 2 modified with Δ is $\min\{2 + \sqrt{3} + 4\delta, 4\}$ -competitive for online TRP on a line \mathcal{L} , where $\delta = \frac{\Delta}{|\mathcal{L}|}$.*

Proof. For $\Delta \geq 0.067|\mathcal{L}|$ ($\delta \geq 0.067$), 4-competitive ratio is obtained by the algorithm of [Bienkowski *et al.*, 2021].

For $\Delta < 0.067|\mathcal{L}|$ ($\delta < 0.067$), our analysis of Algorithm 2 with error Δ is as follows. Consider a request $r_i = (p_i, t_i)$. Let $|PRED_TOUR''_i|$ be the length of $PRED_TOUR''$ starting from o that visits p_i for the first time. Let $|PRED_TOUR'_i|$ be the length of $PRED_TOUR'$ starting from o that visits p_i for the first time.

We have two cases depending on whether $|PRED_TOUR'_i| \geq t_i$ or $|PRED_TOUR'_i| < t_i$. Let r_i be visited for the first time in RT_k , $k \geq 1$.

- **Case 1:** $|PRED_TOUR'_i| \geq t_i$. According to the analysis analogous to Theorem 2,

$$ON(r_i) \leq |PRED_TOUR'_i| + (2+2\alpha)^{k-1} + (k-1)4\Delta,$$

if when p_i is visited for the first time in RT_k . Additionally, $|PRED_TOUR'_i| \geq \frac{(2+2\alpha)^{k-2}(1+2\alpha)}{2}$ when p_i is visited for the first time in RT_k . Therefore,

$$\frac{ON(r_i)}{OPT(r_i)} = \frac{\frac{(2+2\alpha)^{k-2}(1+2\alpha)}{2} + (2+2\alpha)^{k-1} + (k-1)4\Delta}{\frac{(2+2\alpha)^{k-2}(1+2\alpha)}{2}},$$

$$\text{which reduces to } \frac{ON(r_i)}{OPT(r_i)} = \frac{5+6\alpha}{1+2\alpha} + \frac{(k-1)8\Delta}{(2+2\alpha)^{k-2}(1+2\alpha)}.$$

- **Case 2:** $|PRED_TOUR'_i| < t_i$. As in Theorem 2, if r_i 's location is in on the segment of \mathcal{L} visited by $PRED_TOUR'_i$, $\frac{ON(r_i)}{OPT(r_i)} = 2 + 2\alpha + 4\Delta$. If $|PRED_TOUR'_i| \geq t_i$, then Case 1 applies as in Theorem 2 which is $\frac{ON(r_i)}{OPT(r_i)} = \frac{5+6\alpha}{1+2\alpha} + \frac{(k-1)8\Delta}{(2+2\alpha)^{k-2}(1+2\alpha)}$.

Combining the competitive ratios for Cases 1 and 2,

$$\frac{ON(r_i)}{OPT(r_i)} = \max\{2+2\alpha+4\Delta, \frac{5+6\alpha}{1+2\alpha} + \frac{(k-1)8\Delta}{(2+2\alpha)^{k-2}(1+2\alpha)}\}.$$

Setting $\alpha = \frac{\sqrt{3}}{2}$, for any $k \geq 1$, $\frac{(k-1)8\Delta}{(2+2\alpha)^{k-2}(1+2\alpha)} \leq \frac{8}{1+\sqrt{3}}\Delta < 4\Delta$. Therefore, since $\delta = \frac{\Delta}{|\mathcal{L}|}$, $\frac{ON(r_i)}{OPT(r_i)} = 2 + \sqrt{3} + 4\delta$. We have the claimed bound since if the algorithm of [Bienkowski *et al.*, 2021] is applied, Algorithm 2 is not applied (and vice-versa). \square

7 Concluding Remarks

In this paper, we have studied online TRP in the prediction model and established a $\min\{3.732 + 4\delta, 4\}$ -competitive deterministic algorithm, with any error $0 \leq \delta \leq 1$, which is an improvement compared to the state-of-the-art deterministic bound of 4 in the original model. We also established a lower bound of 3 improving on the state-of-the-art $1 + \sqrt{2}$. For future work, it would be interesting to extend the competitive ratio to any metric satisfying triangle inequality (not just line). It would also be interesting to establish stronger lower bound. Finally, it would be interesting to remove the knowledge of δ from our algorithm, consider other appropriate prediction models, and perform experimental evaluation.

References

- [Afrati *et al.*, 1986] Foto Afrati, Stavros Cosmadakis, Christos H Papadimitriou, George Papageorgiou, and Nadia Papakostantinou. The complexity of the travelling repairman problem. *RAIRO-Theoretical Informatics and Applications*, 20(1):79–87, 1986.
- [Bienkowski and Liu, 2019] Marcin Bienkowski and Hsiang-Hsuan Liu. An improved online algorithm for the traveling repairperson problem on a line. In Peter Rossmanith, Pinar Heggernes, and Joost-Pieter Katoen, editors, *MFCS*, volume 138 of *LIPICs*, pages 6:1–6:12, 2019.
- [Bienkowski *et al.*, 2021] Marcin Bienkowski, Artur Kraska, and Hsiang-Hsuan Liu. Traveling repairperson, unrelated machines, and other stories about average completion times. In *ICALP*, volume 198 of *LIPICs*, pages 28:1–28:20, 2021.
- [Borodin and El-Yaniv, 1998] Allan Borodin and Ran El-Yaniv. *Online computation and competitive analysis*. Cambridge University Press, 1998.
- [Feuerstein and Stougie, 2001] Esteban Feuerstein and Leen Stougie. On-line single-server dial-a-ride problems. *Theoretical Computer Science*, 268(1):91–105, 2001.
- [Gouleakis *et al.*, 2023] Themistoklis Gouleakis, Konstantinos Lakis, and Golnoosh Shahkarami. Learning-augmented algorithms for online TSP on the line. In Brian Williams, Yiling Chen, and Jennifer Neville, editors, *AAAI*, pages 11989–11996. AAAI Press, 2023.
- [Hwang and Jaillet, 2017] Dawsen Hwang and Patrick Jaillet. Online scheduling with multi-state machines. *Networks*, 71, 12 2017.
- [Krumke *et al.*, 2003] Sven Oliver Krumke, Willem de Paepe, Diana Poensgen, and Leen Stougie. News from the online traveling repairman. *Theor. Comput. Sci.*, 295:279–294, 2003.
- [Kumar *et al.*, 2018] Ravi Kumar, Manish Purohit, and Zoya Svitkina. Improving online algorithms via ml predictions. In *NeurIPS*, page 9684–9693, Red Hook, NY, USA, 2018. Curran Associates Inc.
- [Lykouris and Vassilvitskii, 2018] Thodoris Lykouris and Sergei Vassilvitskii. Competitive caching with machine learned advice. In Jennifer G. Dy and Andreas Krause, editors, *ICML*, volume 80, pages 3302–3311. PMLR, 2018.
- [Rohatgi, 2020] Dhruv Rohatgi. Near-optimal bounds for online caching with machine learned advice. In *SODA*, page 1834–1845, USA, 2020. Society for Industrial and Applied Mathematics.