

Identifying Causes of Test Unfairness: Manipulability and Separability

Youmi Suk¹ and Weicong Lyu²

¹Teachers College, Columbia University; ysuk@tc.columbia.edu

²University of Macau; weiconglyu@um.edu.mo

January 19, 2026

Abstract

Differential item functioning (DIF) is a widely used statistical notion for identifying items that may disadvantage specific groups of test-takers. These groups are often defined by non-manipulable characteristics, e.g., gender, race/ethnicity, or English-language learner (ELL) status. While DIF can be framed as a causal fairness problem by treating group membership as the treatment variable, this invokes the long-standing controversy over the interpretation of causal effects for non-manipulable treatments. To better identify and interpret causal sources of DIF, this study leverages an interventionist approach using treatment decomposition proposed by Robins and Richardson (2010). Under this framework, we can decompose a non-manipulable treatment into intervening variables. For example, ELL status can be decomposed into English vocabulary unfamiliarity and classroom learning barriers, each of which influences the outcome through different causal pathways. We formally define separable DIF effects associated with these decomposed components, depending on the absence or presence of item impact, and provide causal identification strategies for each effect. We then apply the framework to biased test items in the SAT and Regents exams. We also provide formal detection methods using causal machine learning methods, namely causal forests and Bayesian additive regression trees, and demonstrate their performance through a simulation study. Finally, we discuss the implications of adopting interventionist approaches in educational testing practices.

Keywords: Differential item functioning, Item fairness, Causal fairness, Manipulability, Treatment decomposition, Intervening variables, Separable effects, Causal forests, BART

1 Introduction

Differential item functioning (DIF; Pine, 1977; Thissen et al., 1988) is currently one of the most widely used notions in the testing community to describe (un)fairness in test items. An item is flagged as exhibiting DIF if it functions differently for test-takers from different demographic or behavioral groups (e.g., gender, race/ethnicity) after conditioning on their abilities (Holland & Wainer, 1993; Zumbo, 2007). While DIF has traditionally been treated as a statistical notion depicting associations between items and test-taker characteristics in observed data, a causal framework for DIF has recently become available (Suk & Lyu, 2025). This framework allows researchers to raise counterfactual questions, such as what an individual’s performance would have been had they belonged to a different group (e.g., focal versus reference groups). However, this approach faces a long-standing challenge in treating non-manipulable treatments

(e.g., gender, race) as “causal” variables.¹ The overall goal of this study is to propose a new causal framework for DIF that focuses on the intervenable components of non-manipulable treatments to identify the “real” causes of test unfairness.

The fundamental idea of interventionism traces back to Holland’s (1986) maxim, “no causation without manipulation,” and has since been elaborated in extensive discussions (e.g., Dawid, 2000; Greiner & Rubin, 2011; Robins et al., 2022; VanderWeele & Robinson, 2014). From this perspective, an individual’s background characteristics, such as gender, race, and test scores, are not causes in themselves, though specific aspects of these variables (e.g., names, context familiarity) can be manipulated (Bertrand & Mullainathan, 2004; Holland, 2003). Hence, asking what would have happened to a female test-taker if she had been male is conceptually ambiguous. Instead, it is more rigorous to ask what would have happened to her if specific components (e.g., experience, skill) had been changed in a way that is typical of males. In this sense, the causal DIF framework proposed by Suk and Lyu (2025) still faces the same challenge, as it requires an intervention on group membership, and under certain conditions, on ability as well. Attributing causality to a non-manipulable treatment or mediator is often confusing and unhelpful for identifying the actionable causes of test unfairness.

Recently, Robins and his colleagues (Robins & Richardson, 2010; Robins et al., 2022) have reformulated mediation analysis in terms of interventions on *treatment components* rather than on mediators. In this approach, treatment A is decomposed into multiple intervening variables (e.g., A_D and A_Y) that operate on outcomes via distinct causal pathways: one that directly affects the outcome and the other that indirectly affects the outcome through a mediator. Then it estimates so-called *separable effects* of each component. This formulation requires only that interventions on A_D and A_Y are substantively meaningful, which makes it straightforward to discuss with subject matter experts (e.g., educators) regarding feasible experimental treatments (Robins et al., 2022). In prior work, this idea has commonly been applied to manipulable or intervenable treatments. For example, cigarette can be decomposed into nicotine and non-nicotine components, and cancer therapy into inhibitors of cancer cell proliferation and pain relievers; then the separable effects of these components are estimated (Robins & Richardson, 2010; Stensrud et al., 2022). Unfortunately, there is limited research on how treatment decomposition can be used to interpret and estimate the causal effects of manipulable descendants of ill-defined, non-manipulable treatments. One notable exception is Wen et al. (2024), which introduces a single intervening component of treatment in the mediator pathway. However, their work is limited in our setting because the DIF effect lies on the direct path from treatment to outcome, and may operate via multiple intervening components.

The main goal of this paper is to propose a novel causal framework for assessing test unfairness at the item level using treatment decomposition and separable effects. Specifically, by leveraging causal graphs and potential outcomes, we define *separable* DIF as the difference in item functioning between two intervenable hypothetical worlds. We also categorize separable DIF into two types—simple separable DIF and general separable DIF—depending on the absence or presence of item impact (which assumes that the ability distribution differs across groups). We discuss nonparametric identification strategies, and propose detection methods using causal forests (Athey et al., 2019; Wager & Athey, 2018) and Bayesian additive regression trees (BART; Chipman et al., 2010; Hill, 2011). We then demonstrate how our approach can be applied to real-world items from the SAT math exam and New York Regents math exam and investigate the performance of the proposed detection methods via a simulation study.

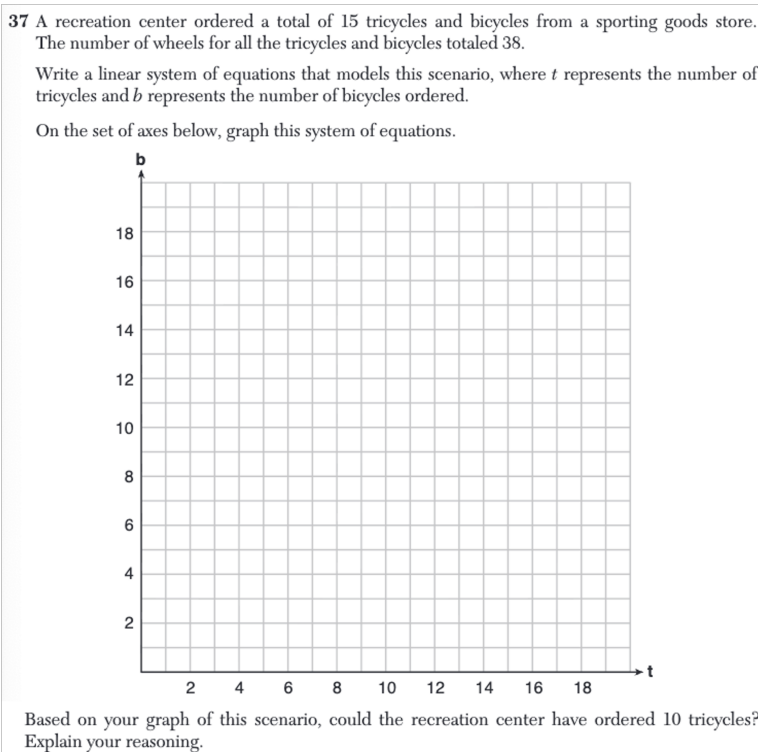
¹Holland (2003) argues that causal variables are those that can be manipulated as treatments, whereas attributes like race, gender, or age are not causal because they cannot be assigned to different levels of them by intervention.

2 Motivating Examples

Although there have been sustained efforts to develop fair assessments, the history of standardized testing has been marked by controversial discussions on biased items. Figure 1 presents two examples of items that may suffer from construct-irrelevant bias: one from the SAT math exam and the other from the New York State Regents Algebra I exam. The SAT is a standardized test widely used for college admissions in the United States. In contrast, the Regents examinations are statewide standardized assessment administered by the New York State Education Department to evaluate students' academic proficiency and determine graduation eligibility.

21. A high school basketball team has won 40 percent of its first 15 games. Beginning with the sixteenth game, how many games in a row does the team now have to win in order to have a 55 percent winning record?
- (A) 3
(B) 5
(C) 6
(D) 11
(E) 15

(a) An SAT math item



(b) A Regents math item

Figure 1: Item (a) from the 1986 SAT math exam and Item (b) from the 2019 Regents Algebra 1 exam. SOURCE: <https://files.eric.ed.gov/fulltext/ED311087.pdf>; <https://www.nysedregents.org/algebraone/119/algone12019-exam.pdf>

According to Rosser (1989), the basketball question shown in Figure 1a exhibited the largest performance difference between males and females on the 1987 SAT; approximately 27% more males answered it correctly than females on a marginal scale. It highlights a broader concern in the test fairness literature (e.g., Chubbuck et al., 2016; Rosser, 1989; Zumbo, 2007). That is, items using stereotypically masculine contexts (e.g., sports, war, certain science or technical scenarios) tend to favor males, while items focusing on relationships or humanities frequently favor females. This basketball problem serves as a key piece of evidence for that claim.

More recently, an item from the 2019 Regents exam in Figure 1b raised fairness concerns regarding the terminology *bicycles* and *tricycles*. To solve this item, students must have external knowledge that a bicycle has two wheels and a tricycle has three wheels. Although it is obvious to native English speakers, ELL students, who have limited exposure to English, may fail to answer this item correctly due to vocabulary limitations rather than a lack of math ability.² Ideally, a fair assessment should allow ELL students to resolve the problem without requiring knowledge of the English prefixes *bi* and *tri* because linguistic proficiency is construct-irrelevant to the math ability being measured (Suk & Lyu, 2025).

These two motivating items illustrate how performance may be influenced by construct-irrelevant factors associated with gender and ELL status. However, when group membership (i.e., gender or ELL status) is treated as the treatment to investigate unfairness, it is non-manipulable. Therefore, identifying and interpreting the specific causes of unfairness is challenging under traditional frameworks. Throughout this paper, we use these basketball and bicycle items as motivating examples to illustrate how our separable DIF framework helps identify the underlying sources of differential functioning even when the treatment itself is non-manipulable.

The remainder of the paper is organized as follows. We first review relevant literature on DIF, treatment manipulability, and separable effects. Next, we introduce our separable DIF framework using separable effects, and differentiate between scenarios with the absence or presence of item impact. We provide formal definitions and identification strategies. We then apply the framework to the basketball item from the SAT and the bicycle item from the Regents exam. Subsequently, we introduce detection methods using causal forests and BART, and demonstrate their performance via a simulation study. Finally, we discuss our findings and their implications for promoting interventionist approaches in testing practices.

3 Review

3.1 Test Unfairness: DIF

The evaluation of test fairness has evolved since the civil rights era of the 1960s, and DIF has established itself as the standard statistical tool for detecting items that may function unfairly against specific subgroups (Holland & Wainer, 1993; Suk & Han, 2023; Zumbo, 2007). An item exhibits DIF if test-takers of identical ability, but belonging to different demographic or behavioral groups, differ in their probability of answering the item correctly (Magis et al., 2010; Pine, 1977). Formally, DIF is defined as

$$P(Y_i = 1 \mid \Theta_i = \theta, A_i = a) \neq P(Y_i = 1 \mid \Theta_i = \theta, A_i = a')$$

for a given ability level θ and distinct group values a and a' (e.g., focal vs. reference groups). Here, Y_i denotes the item response of test-taker i (1 for correct, 0 for incorrect), and Θ_i represents the test-taker's ability. The variable A_i denotes a group or protected variable for which fairness is a concern (e.g., gender, race), and typically distinguishes between a focal group ($A_i = a$; e.g., females) and a reference group ($A_i = a'$; e.g., males). While a DIF flag indicates potential bias (Holland & Wainer, 1993), it captures only the conditional association between group membership and item performance, rather than a causal link. In practice, items exhibiting high levels of DIF are typically revised by test developers or removed from the item bank.

Although gender (or other non-manipulable variables) serves as the grouping variable in the DIF analysis, psychometricians do not simply interpret DIF as an inherent effect of gender itself. Instead, they try to link gender-related DIF to specific item characteristics, such as item format, context, or content (Zumbo, 2007). For example, consider the basketball item in Figure 1a. The observed DIF effect is likely not due to gender per se, but rather because the item's content

²<https://www.star-revue.com/new-york-teachers-question-regents-exams/>

(basketball) may be more engaging or familiar to boys than to girls (Rosser, 1989). Thus, researchers look beyond the uninterpretable “gender” effect to identify substantive causes, such as engagement or cultural familiarity, as the true sources of differential functioning.

3.2 Treatment Manipulability

In the statistics and causal inference literature, the emphasis on manipulability for defining causal effects has a long history. This perspective aligns with Holland’s famous (1986) maxim, “no causation without manipulation” and has roots in an influential text on experimental design. Cook and Campbell (1979), for example, state: “The paradigmatic assertion in causal relationships is that manipulation of a cause will result in the manipulation of an effect. ... Causation implies that by varying one factor I can make another vary” (p. 36). This school emphasizes that causal effects are well-defined only for variables that can, at least in principle, be manipulated. Thus, this principle excludes immutable characteristics, such as race or gender, as valid treatments because they cannot be meaningfully assigned to an individual. Proponents of this view are cautious about drawing causal conclusions regarding non-manipulable variables and prefer to ground causal claims in experimental interventions.

To address the limitations of non-manipulable treatments, several researchers have proposed alternative frameworks. Greiner and Rubin (2011) shifted the focus from the immutable characteristic itself to the *perception* of that characteristic (e.g., using racialized names on resumes to manipulate the perception of race). However, this approach faces criticism that the perception of race does not capture the inherent, multidimensional nature of race itself. VanderWeele and Robinson (2014) also argued that because race itself is not directly intervened on, causal questions should be framed in terms of interventions on more manipulable factors (e.g., socioeconomic status, education) and the pathways through which racial classifications influence outcomes. This logic aligns with the view that race is not a monolithic treatment, but rather a composite of factors. Similarly, Sen and Wasow (2016) describe race as a “bundle of sticks” (i.e., manifest variables) and leverage social constructivism³ to conceptualize manipulability. Building on this view, Weinberger (2023) proposes a signal-based manipulation, where signals are variables that reliably track a non-manipulable treatment.

In contrast, another school of thought permits a broader conceptualization of causality, rooted in theoretical interventions (Pearl, 2000; Woodward, 2003). Following Judea Pearl, this school challenges the strict necessity of physical manipulability. Pearl’s “interventionist” framework formalizes causation using the *do*-operator (Pearl, 2000), which does not strictly require human actions. These interventions can be exogenous processes that conceptually fix the value of a variable in a structural model, like the causal effect of the moon’s gravitational attraction on the tides (Pearl, 2000). This perspective allows for causal claims about non-manipulable variables (e.g., moon, gender), provided they are cast as hypothetical interventions within a well-specified structural model. In this paper, we align with the former school rather than the latter to prioritize actionable interventions by human agents in identifying and rectifying the causes of test unfairness.

3.3 Separable Effects

Robins and Richardson (2010) introduced the concept of treatment decomposition, or separable effects, as an alternative framework for interpreting mediated effects via manipulable parameters. This framework has been further developed in subsequent work (e.g., Robins et al., 2022; Shpitser et al., 2017; Stensrud et al., 2021). Treatment decomposition splits a treatment into distinct,

³Social constructivism is a theory that emphasizes how knowledge, meanings, and realities are constructed through social interaction and cultural contexts, rather than being simply discovered or inherent.

conceptually meaningful components, each of which acts on the outcome through different causal pathways. For example, a treatment A (e.g., cigarette) can be decomposed into a drug’s active ingredient (e.g., nicotine, denoted as A_Y) and auxiliary ingredients (e.g., non-nicotine, denoted as A_D), which operate on the outcome via distinct mechanisms.

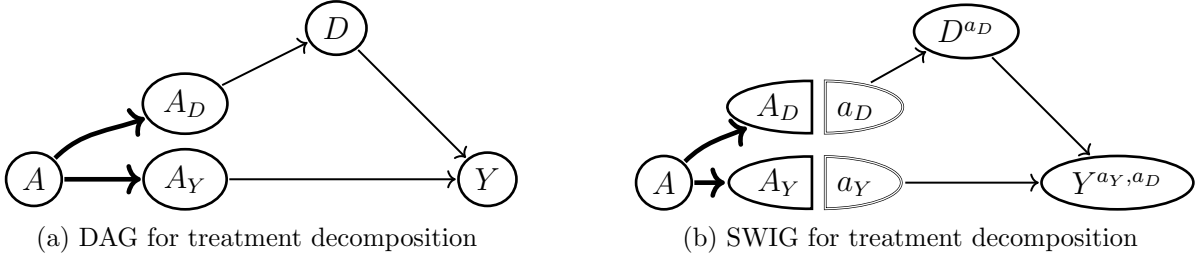


Figure 2: Directed acyclic graph (DAG) and single-world intervention graph (SWIG) for treatment decomposition

Figure 2 illustrates this treatment decomposition using a directed acyclic graph (DAG; Pearl, 2000) and a single-world intervention graph (SWIG; Richardson & Robins, 2013)⁴. In these graphs, the bold arrows from A to A_Y and A_D indicate a deterministic relationship, i.e., $A \equiv A_Y \equiv A_D$. Figure 2a represents the causal structure in an *extended DAG* (Robins & Richardson, 2010), which is a transformation of the original causal DAG. It includes the treatment $A \in \{0, 1\}$ and its components $A_Y \in \{0, 1\}$ and $A_D \in \{0, 1\}$, encoding the mechanisms by which these components individually operate on the outcomes. Figure 2b presents the corresponding SWIG, where each component node (A_Y or A_D) is split into random and fixed halves. In this single world, all individuals were hypothetically assigned to the component values $A_Y = a_Y$ and $A_D = a_D$; thus, the potential mediator and potential outcome of interest become D^{a_D} and Y^{a_Y, a_D} , respectively.

Based on Figure 2b, separable effects are defined as causal effects attributable to distinct treatment components. First, the *separable direct effect* (SDE) is defined as:

$$\text{SDE}(a_D) = E[Y^{1, a_D} - Y^{0, a_D}].$$

This estimand measures the expected difference in the outcome when changing A_Y from 0 to 1, while holding A_D constant at level a_D . For the cigarette example, it represents the effect of the nicotine component on myocardial infarction (outcome) while the non-nicotine component is held fixed. Second, the *separable indirect effect* (SIE) is defined as:

$$\text{SIE}(a_Y) = E[Y^{a_Y, 1} - Y^{a_Y, 0}].$$

This measures the expected difference in the outcome when changing A_D from 0 to 1, holding A_Y constant at level a_Y . Continuing the cigarette example, it indicates the effect of the non-nicotine component while holding the nicotine component fixed.

Additionally, *conditional separable effects* can be defined (Stensrud et al., 2023). For example, the conditional SDE (C-SDE) is written with $D = d \in \{0, 1\}$ as:

$$\text{C-SDE}(a_D, d) = E[Y^{1, a_D} - Y^{0, a_D} \mid D^{a_D} = d]. \quad (1)$$

This measures the SDE conditional on the mediator under the intervention $A_D = a_D$. In the cigarette example, it represents the effect of the nicotine component conditional on hypertension (the mediator) status while holding the non-nicotine component fixed.

⁴SWIG is a causal framework that unifies causal graphs and potential outcomes and is based on the Finest Fully Randomized Causally Interpreted Structural Tree Graph (FFRCISTG) model (Richardson & Robins, 2013; Robins, 1986).

These separable effects differ from natural (or pure) direct and indirect effects, and controlled direct effects (Pearl, 2001; Robins & Greenland, 1992). Those traditional estimands typically require well-defined treatments and mediators, as well as cross-world counterfactuals (e.g., $Y^{A=1, D^A=0}$). In practice, direct interventions on mediators (required for controlled effects) are often infeasible, and cross-world interventions (required for natural effects) are not experimentally implementable. In contrast, the separable effect formulation requires only that the interventions on A_D and A_Y be substantively meaningful. This allows for straightforward discussions with subject matter experts (e.g., item developers) about feasible experimental interventions (Robins et al., 2022).

Separable effects have been extended to various settings, including spillover effects (Shpitser et al., 2017), competing events (Stensrud et al., 2021, 2022), and conditional effects with post-treatment events (Stensrud et al., 2023). However, there has been limited discussion on their potential for handling non-manipulable treatments. In this paper, we utilize a type of conditional separable effect to define meaningful estimands in the DIF context. See the next section for details.

4 Separable DIF with Intervening Variables

4.1 Simple Separable DIF

In this subsection, we assume that there is no effect of the treatment/group A on ability Θ (i.e., no item impact). Confounders X are permitted to influence both A and Y when treatment is endogenous (e.g., ELL status), whereas $X = \emptyset$ if A is exogenous (e.g., gender). We provide the definition of this separable DIF estimand and identification strategies for the defined effect.

4.1.1 Definition

Figure 3a illustrates a SWIG on a non-manipulable treatment A (e.g., gender, race, ELL status). In Supplemental Appendix S1, we provide the corresponding DAGs for each SWIG used throughout this section and the subsequent sections. Figure 3a implies the question, “What would the item response have been had your gender been different?” As discussed, this question is conceptually ambiguous and experimentally infeasible.

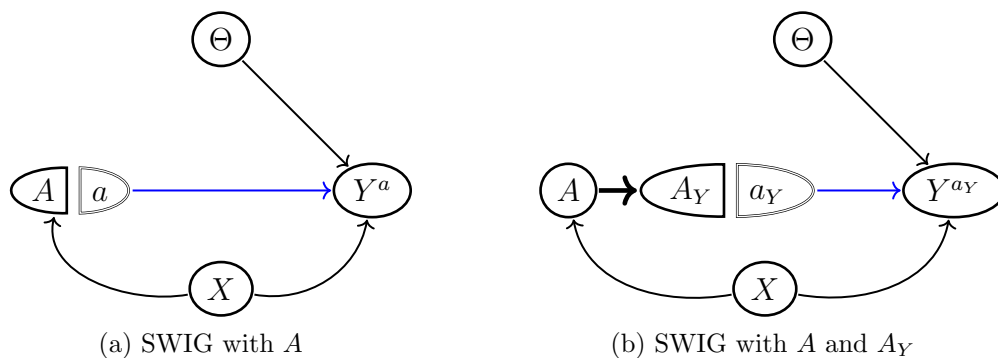


Figure 3: Single-world intervention graphs (SWIGs) with non-manipulable treatment A , ability Θ , potential item response $Y^{(\cdot)}$, confounders X , and manipulable treatment component A_Y . The blue arrow indicates an unfair path, and the bold arrow indicates a deterministic relationship, $A \equiv A_Y$.

Instead, Figure 3b illustrates an extended SWIG that explicitly models an intervening variable A_Y of the non-manipulable treatment A . In the observed world, there is a deterministic relationship, $A \equiv A_Y$, indicated by the bold arrow. In the DIF context, we define A_Y as follows:

Definition 1. A_Y is a construct-irrelevant component of A that affects the response Y (e.g., item content, item format).

That is, A_Y is a manipulable component that reliably tracks status A while directly influencing the item response.⁵ By shifting attention from A to A_Y , we can manipulate the intervening variable A_Y , and ask a substantively meaningful question, “What would the item response have been if the gender-linked contextual component were different?”

For example, while it is impossible to manipulate gender itself, we can use a construct-irrelevant component A_Y that has a deterministic relationship with A . For example, in the basketball example, being a boy implies familiarity with sports, whereas being a girl implies less familiarity. This deterministic relation likely held strictly in the 1980s when the test was administered. Similarly, in the bicycle item, it assumes ELL status implies a lack of specific English vocabulary. Unlike A , we can design an intervention on A_Y ; for instance, we could provide a brief tutorial on basketball rules (effectively setting $A_Y = a_Y$ for everyone) or provide a confusing or irrelevant lesson (setting $A_Y = a'_Y$). The ability to manipulate the *familiarity* component allows researchers to design well-defined experiments in principle.

With a meaningful intervening variable A_Y , we can define a separable effect in the absence of the mediator/ability pathway, which we term *simple separable DIF* as follows:

Definition 2. (Simple Separable DIF) An item has simple separable DIF if

$$P(Y^{a_Y} = 1 \mid \Theta = \theta) \neq P(Y^{a'_Y} = 1 \mid \Theta = \theta)$$

for some ability level θ and distinct values a_Y and a'_Y attainable by A_Y .

Here, $P(Y^{a_Y} = 1 \mid \Theta = \theta)$ is the counterfactual probability of endorsing an item if all examinees were assigned to the component level $A_Y = a_Y$, conditional on having the same ability $\Theta = \theta$. The separable DIF effect of the intervening variable is the interventionist estimand of actual interest.⁶

4.1.2 Identification

In the observed data, we impose the determinism condition: $A \equiv A_Y$. To identify the simple separable DIF effect under such a setting, we require the following assumptions:

- (A1) Consistency: $Y = Y^{a_Y=a}$ for $a \in \{0, 1\}$
- (A2) Ignorability: $A \perp\!\!\!\perp Y^{a_Y=a} \mid X, \Theta$ for $a \in \{0, 1\}$
- (A3) Positivity: $\Pr(A = a \mid X, \Theta) > 0$ for $a \in \{0, 1\}$
- (A4) Dismissible Component Conditions (future trial G):
 - (i) $Y(G) \perp\!\!\!\perp A(G) \mid A_Y(G), X(G), \Theta(G)$
 - (ii) $\Theta(G) \perp\!\!\!\perp A_Y(G) \mid A(G), X(G)$

Here, Assumption (A1) links the observed outcome to the potential outcome under the component level $A_Y = a$. This implies that there are no multiple versions of the intervening component and no interference between test-takers. Assumption (A2) states that, within strata defined by

⁵In the signal-based manipulation proposed by Weinberger (2023), a *signal* is a manipulable variable that reliably tracks an underlying non-manipulable treatment, and interventions on the signal are used to learn about the effect of that underlying treatment itself. However, our approach uses a treatment component and targets the separable effect of a given component, rather than the total effect of the non-manipulable treatment.

⁶One could also define *simple separable DIF on the focal group* as: $P(Y^{A_Y=a} = 1 \mid \Theta = \theta, A_Y = a) \neq P(Y^{A_Y=a'} = 1 \mid \Theta = \theta, A_Y = a)$. This estimand focuses on the separable effect within the focal population.

pre-treatment covariates X and ability Θ , the group A is as-if randomly assigned, and thus independent of the potential outcome $Y^{a_Y=a}$. Assumption (A3) requires that for every combination of covariates and ability, there is a non-zero probability of observing members from each group.

In Assumption (A4), “(G)” refers to a hypothetical future trial where A_Y is randomly assigned (Stensrud et al., 2021), as illustrated in Figure 4. In this trial G , researchers can design a well-defined intervention on the component A_Y (e.g., providing a correct lesson on basketball rules versus an incorrect lesson). Due to random assignment, A_Y is no longer influenced by A , and thus, no arrow exists between A and A_Y in Figure 4. From this figure, conditions of Assumption (A4) can be read off. Specifically, condition (i) implies that the group A has no direct effect on the response Y other than through the component A_Y . Condition (ii) implies that the component A_Y does not causally influence the ability Θ . Under the FFRICSTG model, condition (ii) ensures A_Y partial isolation (Stensrud et al., 2021), i.e., $\Theta^{a_Y} = \Theta^{a'_Y}$.

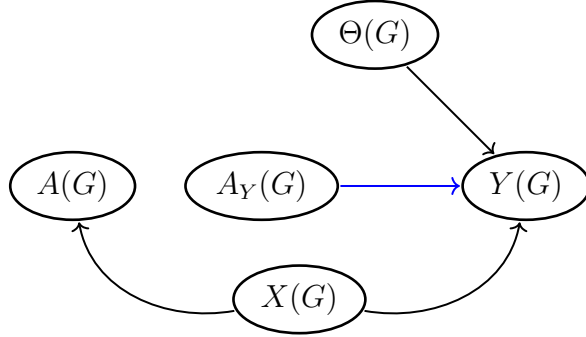


Figure 4: Transformed directed acyclic graph from Figure 3b under a future trial G .

Based on the above assumptions, we can identify the simple separable DIF effect $\tau_{SS}(\theta)$ as:

$$\begin{aligned} \tau_{SS}(\theta) &:= E(Y^{a_Y=a} \mid \Theta = \theta) - E(Y^{a_Y=a'} \mid \Theta = \theta) \\ &= E\{E(Y \mid A = a, \Theta = \theta, X) \mid \Theta = \theta\} - E\{E(Y \mid A = a', \Theta = \theta, X) \mid \Theta = \theta\}. \end{aligned} \quad (2)$$

This result is equivalent to the standard g -formula (adjustment formula) for the conditional average treatment effect (CATE) of A on Y within ability level $\Theta = \theta$. See Supplemental Appendix S2 for the detailed proof. Under Assumptions (A1)–(A4), we interpret Equation (2) as the effect of the manipulable intervening component A_Y .

4.2 General Separable DIF

In this subsection, we assume the presence of item impact (Ackerman, 1992), where the group variable A directly affects the ability Θ (i.e., $A \rightarrow \Theta$). In this setting, non-manipulable treatment A (e.g., gender, race) affects both ability Θ and item response Y , and Θ serves as a mediator. In testing practices, only the direct path from A to Y is considered unfair, while the indirect path $A \rightarrow \Theta \rightarrow Y$ is permissible. We provide the definition of the separable DIF estimand for this setting and discuss identification strategies.

4.2.1 Definition

Figure 5a illustrates a SWIG where interventions (represented by node-splitting) occur in both non-manipulable treatment A and ability Θ , and the covariates W contain all common causes between A , Θ , and Y . As mentioned earlier, intervening on a non-manipulable treatment or on ability scores is infeasible in practice. Instead, Figure 5b decomposes the non-manipulable treatment A into manipulable components A_Y and A_Θ , which operate on the outcome along distinct causal pathways. In this framework, we intervene on A_Y and A_Θ instead of A and Θ .

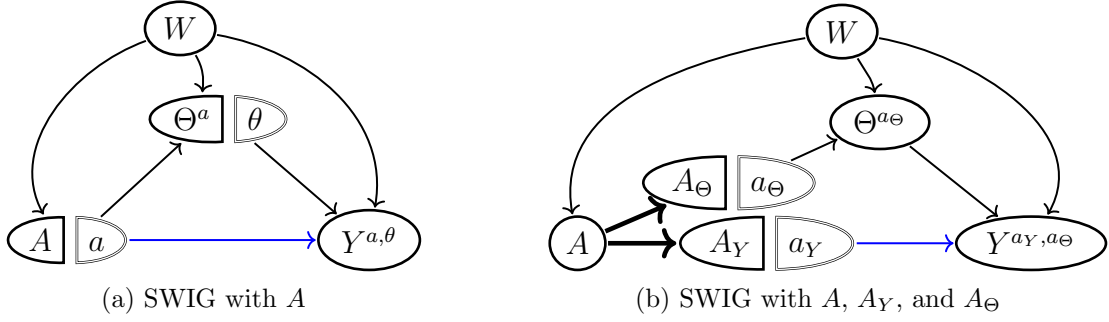


Figure 5: Single-world intervention graphs (SWIGs) with non-manipulable treatment A , potential ability $\Theta^{(\cdot)}$, potential item response $Y^{(\cdot)}$, covariates W , and manipulable treatment components A_Y and A_Θ . The blue arrow indicates an unfair path, and the bold arrow indicates a deterministic relationship, $A \equiv A_Y \equiv A_\Theta$.

While the definition of A_Y (i.e., Definition 1) remains the same, we define the second component A_Θ as:

Definition 3. A_Θ is a construct-relevant component of A that does not affect the response Y , except through ability Θ .

Specifically, A_Θ is a manipulable component of A that reliably tracks test-takers' status A and affects only Θ . In the observed world, there is a deterministic relationship, $A \equiv A_Y \equiv A_\Theta$, as highlighted by the bold arrows in Figure 5b.

As a concrete example, consider the bicycle item from Figure 1b in our motivating examples. Here, A represents ELL status. A_Y represents familiarity with specific English vocabulary (e.g., "bicycle", "tricycle"), while A_Θ represents the classroom learning barrier associated with limited English proficiency. Both components reliably track A . Unlike A , we can intervene on A_Y and A_Θ . For instance, an intervention on A_Y can be a brief pre-test session on the specific vocabulary prefixes (e.g., linking 'bi-' to 2 and 'tri-' to 3). Similarly, an intervention on A_Θ can be to assign a teacher who instructs mathematics in the student's primary language versus one who instructs in their second language. In this framework, A_Θ and A_Y are well-defined, manipulable variables, even if the status A itself is not.

Using these two intervening variables, we define a separable effect in the presence of item impact, which we term *general separable DIF*. Let Y^{a_Y, a_Θ} be the potential outcome if a test-taker were assigned to component levels $A_Y = a_Y$ and $A_\Theta = a_\Theta$, and let Θ^{a_Θ} be the potential ability if they were assigned to the level $A_\Theta = a_\Theta$. Note that A_Y does not affect Θ .

Definition 4. (General Separable DIF) An item has general separable DIF if

$$P(Y^{a_Y, a_\Theta} = 1 \mid \Theta^{a_\Theta} = \theta) \neq P(Y^{a'_Y, a_\Theta} = 1 \mid \Theta^{a_\Theta} = \theta),$$

for some ability level θ , distinct values a_Y and a'_Y attainable by A_Y , and value a_Θ attainable by A_Θ .

Here, $P(Y^{a_Y, a_\Theta} = 1 \mid \Theta^{a_\Theta} = \theta)$ represents the counterfactual probability of endorsing an item if all test-takers were assigned to the components $A_Y = a_Y$ and $A_\Theta = a_\Theta$, conditional on their potential ability under the same assignment. This definition aligns with the conditional separable effects (i.e., Equation (1)) in the literature.

4.2.2 Identification

In the observed data, we impose the determinism condition: $A \equiv A_Y \equiv A_\Theta$. In this setting, we require the following assumptions to identify the general separable DIF effect.

- (B1) Consistency: If $A = a$, then $Y = Y^{a_Y=a, a_\Theta=a}$ and $\Theta = \Theta^{a_\Theta=a}$ for $a \in \{0, 1\}$
- (B2) Ignorability: $(Y^{a_Y=a, a_\Theta=a}, \Theta^{a_\Theta=a}) \perp\!\!\!\perp A \mid W$ for $a \in \{0, 1\}$
- (B3) Positivity: $f(\Theta = \theta \mid A = a, W) > 0$ and $\Pr(A = a \mid W) > 0$ for $a \in \{0, 1\}$
- (B4) Dismissible Component Conditions (future trial G):
- (i) $Y(G) \perp\!\!\!\perp A_\Theta(G) \mid A_Y(G), \Theta(G), W(G)$
 - (ii) $\Theta(G) \perp\!\!\!\perp A_Y(G) \mid A_\Theta(G), W(G)$

Specifically, Assumption (B1) states that the observed outcome and ability are linked to the corresponding potential outcome and potential mediator under $A_Y = A_\Theta = a$, respectively. Assumption (B2) states that, within every value of the covariates W , the group variable A is as-if randomly assigned and thus independent of the potential outcomes $Y^{a_Y=a, a_\Theta=a}$ and the potential mediator $\Theta^{a_\Theta=a}$. Assumption (B3) states that, for every value of the covariates W , there is non-zero density for observing $\Theta = \theta$ within each group, and there is non-zero probability of observing group $A = 0$ or $A = 1$ given W .

In Assumption (B4), “(G)” refers to a future trial where the components A_Y and A_Θ are intervened on separately (Stensrud et al., 2021). In this trial G , researchers can randomly assign A_Y (e.g., providing a correct vocabulary lesson versus an incorrect one) and A_Θ (e.g., providing a math class in primary language versus the second language). We illustrate this structure in Figure 6, where the conditions of Assumption (B4) can be read off. Condition (i) implies that the component A_Θ has no direct effect on the response Y other than through the component A_Y . Condition (ii) implies that the component A_Y does not causally influence the ability Θ . Under the FFRCISTG model, these conditions encode partial isolation of the two components (Stensrud et al., 2021), e.g., A_Y partial isolation ($\Theta^{a_Y, a_\Theta} = \Theta^{a'_Y, a_\Theta}$) and A_Θ partial isolation ($Y^{a_Y, a_\Theta} = Y^{a_Y, a'_\Theta}$).

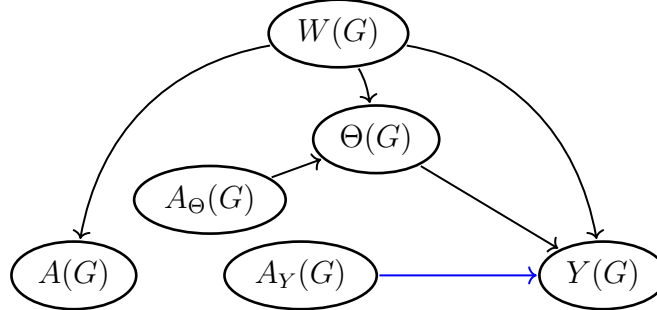


Figure 6: Transformed directed acyclic graph from Figure 5b under a future trial G .

Based on the above assumptions, we can identify the general separable DIF effect $\tau_{GS}(\theta)$ as:

$$\begin{aligned} \tau_{GS}(\theta) &:= E(Y^{a_Y=a, a_\Theta=a} \mid \Theta^{a_\Theta=a} = \theta) - E(Y^{a_Y=a', a_\Theta=a} \mid \Theta^{a_\Theta=a} = \theta) \\ &= \frac{E_W[\{E(Y \mid A = a, \Theta = \theta, W) - E(Y \mid A = a', \Theta = \theta, W)\}f(\Theta = \theta \mid A = a, W)]}{E_W[f(\Theta = \theta \mid A = a, W)]}. \end{aligned} \quad (3)$$

Under Assumptions (B1)–(B4), we interpret Equation (3) as the effect of changing the construct-irrelevant component A_Y while holding the construct-relevant component fixed. See Supplemental Appendix S2 for the detailed proof.

5 Applying Separable DIF to the Motivating Examples

This section demonstrates the application of our separable DIF framework to the motivating examples introduced in Section 2. With our domain knowledge, we investigate the presence of

simple separable DIF in the basketball item and examine the presence of general separable DIF in the bicycle item.

5.1 Basketball Item

The basketball item from Figure 1a intends to measure students' ability in algebra. While certain mathematical domains (e.g., spatial geometry) have historically exhibited gender differences, standard ability in algebra is generally comparable across gender groups (Hyde et al., 2008). That is, the distribution of the target ability does not differ between the gender groups. As a result, we assume the absence of item impact and test for the presence of simple separable DIF.

Figure 7 visualizes the assumed SWIG for the basketball item, which includes student gender A , content familiarity A_Y (specifically, familiarity with sport contexts), algebra ability Θ , and potential item response Y^{a_Y} . Since gender is generally an exogenous variable, it is reasonable to assume that there are no confounders affecting gender A and potential item response Y^{a_Y} . We also assume that there are no construct-irrelevant components of A other than sports familiarity, and no additional variables that influence Y^{a_Y} ⁷; thus, we effectively isolate this specific cause of differential functioning. Assuming no confounding covariates, we identify this separable DIF effect, and attribute the source of bias to sports familiarity.

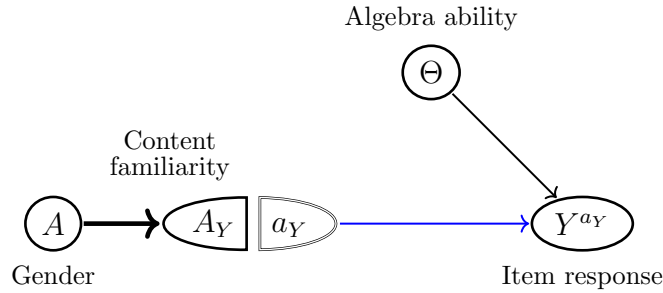


Figure 7: Single-world intervention graph with gender A , content familiarity A_Y , algebra ability Θ , and potential item response Y^{a_Y} . The blue arrow indicates an unfair path, and the bold arrow indicates a deterministic relationship, $A \equiv A_Y$.

Note that if researchers have strong theoretical reasons to suspect potential confounders between A and item response Y , they can introduce confounders X into the SWIG in Figure 7 and identify the simple separable DIF by controlling for X .

5.2 Bicycle Item

The bicycle item from Figure 1b also intends to measure students' algebra ability. However, ELL students often have structural disadvantages in learning mathematics due to their limited English proficiency, and thus exhibit a different ability distribution from non-ELL students (i.e., presence of item impact). In addition, ELL students may be disadvantaged by the specific linguistic demands of the item (here, pre-fixes, 'bi-' and 'tri-'), which requires vocabulary knowledge associated with numbers that is not directly related to the target algebra ability. Given the presence of item impact, we test whether this item exhibits general separable DIF.

Figure 8 visualizes the assumed SWIG for the bicycle item. It includes a student's ELL status A , vocabulary familiarity A_Y , classroom learning barrier A_Θ , potential algebra ability Θ^{a_Θ} , potential item response Y^{a_Y, a_Θ} , and a set of confounders $W = \{\text{SES}, \text{IS}\}$. In particular, we are concerned with confounders between Θ^{a_Θ} and Y^{a_Y, a_Θ} , and those between A and Y^{a_Y, a_Θ} .

⁷For this item, it is difficult to imagine other construct-irrelevant variables that affect the item response beyond gender.

Following prior work by Suk and Lyu (2025), socio-economic status (SES) serves as a potential confounder affecting Θ^{a_Θ} and Y^{a_Y, a_Θ} , and immigration status (IS) serves as a potential confounder affecting A and Y^{a_Y, a_Θ} . Therefore, when the SES and IS are measured and adjusted for, we can identify the generable DIF effect in this item, and attribute the source of bias to vocabulary familiarity.

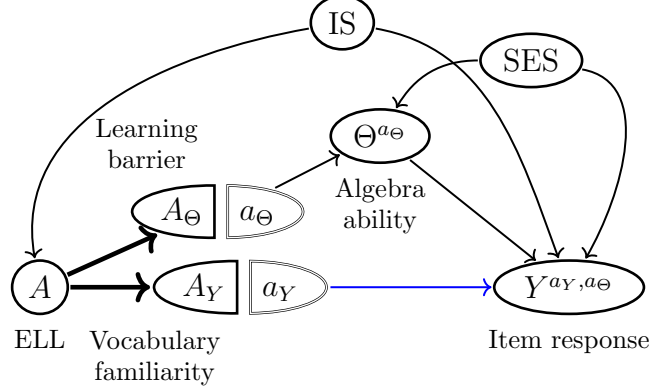


Figure 8: Single-world intervention graph with English language learner (ELL) status A , vocabulary familiarity A_Y , classroom learning barrier A_Θ , potential algebra ability Θ^{a_Θ} , potential item response Y^{a_Y, a_Θ} , and confounders W : socio-economic status (SES) and immigration status (IS). The blue arrow indicates an unfair path, and the bold arrow indicates a deterministic relationship, $A \equiv A_Y \equiv A_\Theta$.

6 Detecting Separable DIF

6.1 Detection Method for Simple Separable DIF

To detect the simple separable DIF effect, $\tau_{SS}(\theta)$, we propose a new method using causal forests. Causal forests extend the random forest algorithm to the estimation of heterogeneous treatment effects, in particular CATE. Briefly, the causal forests estimator can be viewed as a weighted linear regression of a residualized outcome on a residualized regressor, where the weights reflect the contribution of each observation to the target point. This estimator typically uses “honesty” (sample splitting) to ensure the asymptotic normality of the estimates. For more details, see Athey et al. (2019) and Wager and Athey (2018).

Our method requires known ability or ability scores reliably estimated via item response theory (IRT) models using anchor items. We first fit a causal forest with the item response Y as the outcome, the group variable A as the treatment, and the set of covariates $\{X, \Theta\}$. From this fitted model, we compute the doubly robust (DR) scores $\hat{\tau}_i^{\text{dr}}$, for the CATE. Next, we find the best linear projection (BLP; Semenova & Chernozhukov, 2021) of the CATE onto ability Θ by fitting a linear regression model of $\hat{\tau}_i^{\text{dr}}$ on Θ . Since the DR scores are constructed using Neyman-orthogonal moments, the resulting coefficients are insensitive to first-order estimation errors in the nuisance functions (i.e., the propensity score and outcome predictions) (Chernozhukov et al., 2018; Semenova & Chernozhukov, 2021). To formally detect separable DIF, we perform a joint Wald test using heteroskedasticity-robust standard errors under the null hypothesis that both regression coefficients (intercept and slope) are equal to zero. Lastly, we obtain the F -statistic and corresponding p -value to conduct a significance test at a pre-specified level (e.g., $\alpha = 0.05$). We summarize the implementation steps for simple separable DIF in Algorithm 1.

We implement the proposed method in R using the `grf` package (Tibshirani et al., 2024) for causal forests and the `car` package (Fox & Weisberg, 2019) for the Wald test. We note that

Algorithm 1 Detection for Simple Separable DIF

Require: Item response Y , treatment/group A , ability Θ , confounders X .

Require: R packages `grf` (for causal forests) and `car` (for Wald test).

- 1: Define the covariate set $X^+ \leftarrow (X, \Theta)$.
- 2: Fit a causal forest to estimate the CATE $\hat{\tau}_i$: $cf \leftarrow \text{causal_forest}(Y=Y, W=A, X=X^+)$.
- 3: Compute doubly robust scores of CATE estimates: $\hat{\tau}_i^{\text{dr}} \leftarrow \text{get_scores}(cf)$
- 4: Fit the linear regression model $\mathcal{M}_1 : \hat{\tau}_i^{\text{dr}} = \beta_0 + \beta_1 \Theta_i + \epsilon_i$.
- 5: Define the joint null hypothesis, $H_0: \beta_0 = \beta_1 = 0$.
- 6: Perform the joint Wald test using a heteroscedasticity-consistent (HC) variance-covariance matrix.
$$\text{test} \leftarrow \text{linearHypothesis}(\mathcal{M}_1, c("(\text{Intercept}) = 0", "theta = 0"),$$
$$\text{white.adjust} = "hc3")$$
- 7: Extract the F -statistic F_{obs} and p -value p_{value} from the test result, test .
- 8: Reject the null hypothesis if $p_{\text{value}} < \alpha$ (e.g., 0.05).

Ensure: F_{obs} , p_{value} , and the decision.

other estimation methods, including BART and double machine learning, can also be used to detect the simple separable DIF effect.

6.2 Detection Method for General Separable DIF

To detect the general separable DIF effect, $\tau_{\text{GS}}(\theta)$, we propose a new method using BART. BART for causal inference (Hill, 2011) leverages the BART algorithm (Chipman et al., 2010) to estimate a single flexible outcome model by regressing the outcome on the treatment and covariates. Briefly, this model is represented as a sum of multiple regression trees. The fitted model is used to compute the CATE by comparing the predictions under different treatment conditions. It also supports easy inference within the Bayesian paradigm. For further details, see Chipman et al. (2010) and Hill (2011).

Our detection method for general separable DIF requires either known ability or estimated ability scores via latent regression IRT models using anchor items. Specifically, we first fit a BART model with the item response Y as the outcome, the group variable A as the treatment, and the covariate set $\{W, \Theta\}$. Next, we specify an ability grid $g \in \mathcal{G}$. For each grid value g , we obtain posterior draws of CATEs from the fitted BART model and compute density weights from the assumed or estimated distribution. We then compute the weighted effect for each posterior draw to derive the posterior mean curve. Subsequently, we compute p -values for $\hat{\tau}_{\text{GS}}(g)$ from posterior draws and adjust the two-sided p -values using a multiple-testing correction method (here, the Benjamini-Hochberg correction; Benjamini & Hochberg, 1995). Finally, we reject the null hypothesis that $\tau_{\text{GS}}(\theta) = 0$ for all $\theta \in \mathcal{G}$ if any adjusted p -value is less than 0.05. Algorithm 2 summarizes the implementation steps for general separable DIF, along with `bartCause` package (Hill, 2011).

We note that alternative estimation methods, including other machine learning methods, or doubly and triply robust methods, can also be used to detect the general separable DIF effect. R code for our proposed methods can be found at <https://github.com/youmisuk/separableDIF>.

6.3 Simulation Study

We conducted a simulation study to examine the performance of our proposed detection methods using causal forests (i.e., Algorithm 1) and BART (i.e., Algorithm 2). We investigated whether they can detect separable DIF effects in a test item under different effect conditions: no effect

Algorithm 2 Detection for General Separable DIF

Require: Item response Y , group/treatment indicator A , mediator Θ , confounders W .

Require: R package `bartCause`.

1: Define the covariate set $W^+ \leftarrow (W, \Theta)$.

2: Fit the BART outcome model using `bartCause`:

$\text{bart} \leftarrow \text{bartc}(\text{response}=Y, \text{treatment}=A, \text{confounders}=W^+, \dots)$.

3: Specify an ability grid \mathcal{G} , e.g., $\mathcal{G} \leftarrow \text{seq}(-3, 3, \text{by}=0.5)$.

4: **For** each grid value $g \in \mathcal{G}$ **do**

Obtain posterior draws of individual-level CATEs at $\Theta = g$:

$\hat{\tau}^{(d)}(g) \leftarrow \text{predict}(\text{bart}, \text{newdata}=\text{data.frame}(W=W, \text{Theta}=g), \text{type}=\text{"icate"})$.

Compute density weights for $f(\Theta = g \mid A = a, W)$ (assumed or estimated):

$w_i(g) \leftarrow f(\Theta = g \mid A = a, W_i)$ for $i = 1, \dots, n$.

Compute the weighted score under draw d :

$$\hat{\tau}_{\text{GS}}^{(d)}(g) \leftarrow \frac{\sum_{i=1}^n \hat{\tau}_i^{(d)}(g) w_i(g)}{\sum_{i=1}^n w_i(g)}.$$

5: **end for**

6: Compute the posterior mean curve $\hat{\tau}_{\text{GS}}(g) \leftarrow \frac{1}{D} \sum_{d=1}^D \hat{\tau}_{\text{GS}}^{(d)}(g)$ for all $g \in \mathcal{G}$.

7: Construct one-sided and two-sided p -values for $\hat{\tau}_{\text{GS}}(g)$:

$$\hat{p}_g^{\text{one}} \leftarrow \min \left\{ \frac{1}{D} \sum_{d=1}^D I(\hat{\tau}_{\text{GS}}^{(d)}(g) < 0), \frac{1}{D} \sum_{d=1}^D I(\hat{\tau}_{\text{GS}}^{(d)}(g) > 0) \right\}; \hat{p}_g = 2\hat{p}_g^{\text{one}}$$

8: Adjust the two-sided p -value \hat{p}_g to account for multiple testing.

9: Reject $H_0 : \tau_{\text{GS}}(\theta) = 0$ for all $\theta \in \mathcal{G}$ if any adjusted two-sided p -value is less than 0.05.

Ensure: $\hat{\tau}_{\text{GS}}(g)$ over \mathcal{G} , the adjusted p -values, and the decision.

(e.g., $\tau_{\text{SS}}(\theta) = 0$, $\tau_{\text{GS}}(\theta) = 0$), constant effect (e.g., $\tau_{\text{SS}}(\theta) \equiv c$, $\tau_{\text{GS}}(\theta) \equiv c$), and heterogeneous effect (e.g., $\tau_{\text{SS}}(\theta) \not\equiv c$, $\tau_{\text{GS}}(\theta) \not\equiv c$).

More specifically, our data-generating models were based on logistic regression with binary A_Y and if applicable, A_Θ , unidimensional Θ , and confounders (X or W). Then we generated A so that $A \equiv A_Y$ for simple separable DIF and $A \equiv A_Y \equiv A_\Theta$ for general separable DIF. We manipulated the effect conditions by varying the coefficients for the main effect of A_Y and its interaction with Θ . In the no-effect condition, both coefficients were set to zero on the logit scale. In the constant effect condition, the main effect coefficient was set to 0.5 on the logit scale, whereas in the heterogeneous effect condition, the main effect and interaction coefficients were set to 0.5 and 0.25 on the logit scale, respectively. The sample size is 4,000. We used both the true/known ability and the estimated ability scores in the simulation. To estimate the ability, we fit appropriate IRT models with 60 anchor items⁸, and then used the ability estimates to detect the presence of a separable DIF effect for one item. We include the simulation results with the true ability in the next subsection and report those with the estimated ability in Supplemental Appendix S3. Across all conditions, we evaluated the performance of each detection method by measuring Type-I error and power rates in a test item at an alpha level of 0.05. We repeated the simulation with each condition 500 times. The R code for our data-generating models and simulations is available on the first author's GitHub repository.

Table 1 summarizes the simulation results. For simple separable DIF, Algorithm 1 using causal forests shows a well-controlled Type-I error rate and high statistical power rates (0.97 and 0.99) under the constant and heterogeneous effect conditions, respectively. For general separable DIF, Algorithm 2 yields a conservative the type-1 error rate, and power rates reach

⁸We fit the two-parameter logistic (2PL) IRT models when there is no impact, and when impact is present, we fit latent regression 2PL models. After selecting the appropriate IRT models, we obtain the expected a posteriori (EAP) ability score estimates.

0.78 under the constant effect and 0.97 under the heterogeneous effect. These findings confirm that our proposed methods perform effectively across different simulation scenarios, although Algorithm 2 exhibits slightly conservative control of Type-I errors. Additionally, we obtain similar simulation results when using the estimated ability, and the details are provided in Supplemental Appendix S3.

Table 1: Detection rates under different effect conditions: True ability

Effect Rejection Rate	Zero Type-I error	Constant Power	Heterogeneous Power
Algorithm 1 for Simple Separable DIF	0.028	0.974	0.998
Algorithm 2 for General Separable DIF	0.002	0.780	0.974

Note: DIF = differential item functioning.

7 Discussion and Conclusions

This paper introduces a causal framework for separable DIF effects to identify the “true” causes of test unfairness associated with non-manipulable treatments. The framework leverages the concepts of treatment decomposition and separable effects to link a non-manipulable treatment A to intervening variables: a construct-irrelevant component A_Y and a construct-relevant component A_Θ . The construct-irrelevant intervening component can be interpreted as the cause of item bias. To summarize, our separable DIF approach offers five key contributions: (i) proposing using treatment decomposition to transform non-manipulable treatments into intervening variables, (ii) defining meaningful separable estimands in the context of test fairness, specifically simple separable DIF and general separable DIF, (iii) outlining the necessary causal assumptions to identify these separable effects, (iv) providing flexible detection methods using causal forests and BART, and (v) extending the utility of causality in psychometric research and testing practices.

In traditional DIF analysis, even when non-manipulable group memberships, like gender, are used, psychometricians do not simply interpret the source of DIF as being driven by gender itself. Rather, they heuristically link gender-related DIF to specific item characteristics, such as content or format (Zumbo, 2007). Our study formalizes this heuristic process. We articulate the underlying assumptions (e.g., deterministic relation, dismissible component conditions) required to make a valid causal claim, in the absence or presence of item impact. These assumptions differ from those in prior work by Suk and Lyu (2025), which focuses on manipulable treatments or treats non-manipulable treatments as causal variables. Therefore, our study provides complementary causal tools that psychometricians can widely adopt, given their frequent use of non-manipulable treatments in fairness investigations.

Additionally, attributing item bias to its underlying causes (e.g., sports familiarity or vocabulary familiarity) provides more targeted guidance for item developers to revise or refine problematic items. For instance, in the basketball item, where sports familiarity is the source of item bias, item developers can remove the sports-related content so that familiarity no longer influences the item response. Similarly, in the bicycle item, where vocabulary familiarity derives item bias, developers could modify the item prompt to explicitly define the terms (e.g., describing a “bicycle with two wheels” and a “tricycle with three wheels”) so that all test-takers has the necessary knowledge. Or they could replace the objects in the item entirely with simpler items, like balls in a bag. However, when using demographic variables (e.g., gender or ELL status) as treatment rather than construct-irrelevant components, this level of targeted guidance cannot be achieved.

Although this framework is tailored to test unfairness, the core idea of using treatment decomposition to address non-manipulable treatments can be applied to other causal settings.

For example, causal decomposition analysis (Jackson & VanderWeele, 2018; VanderWeele & Robinson, 2014) primarily aims to explain outcome disparities by estimating how much an outcome gap would be reduced if mediator(s) were equalized, rather than by intervening on the group variable (e.g., race). Our principle can extend causal decomposition analysis by decomposing the group variable into intervening variables: one component that directly affects the outcome and another that affects the outcome only via the mediator. This approach will investigate outcome disparities by intervening on treatment components rather than mediators, and offer a new perspective for addressing outcome disparities in the social sciences.

Based on our findings, we provide several suggestions for future research on causal fairness in DIF analysis. First, our method assumes known or reliably estimated ability scores using anchor items. In cases where anchor items are unknown, researchers typically estimate ability scores and DIF effects simultaneously. Future research would investigate detection methods for separable DIF effects when anchor items are unknown, potentially using item purification or regularization techniques. Second, we utilize causal forests and BART for our detection methods, along with a joint Wald test and multiple-testing correction. However, there are other valid causal methods, such as double machine learning, targeted maximum likelihood estimation with super learner, or triply robust methods, and other consistent tests for heterogeneous treatment effects. Future research could investigate how to adopt these methods to further refine separable DIF detection. Third, our framework assumes no unmeasured confounding. Future work would explore methods that are robust to unmeasured confounding, such as those using instrumental variables or proximal inference (e.g., Park et al., 2024), or develop sensitivity analysis techniques in this context.

Overall, our separable DIF framework promotes interventionist approaches in educational testing to guide tangible interpretations and item revisions based on causal DIF analysis. The proposed framework complements both traditional (association-based) DIF methods and existing causal DIF analyses by identifying the underlying sources of item bias and providing targeted guidance for developing fair items. We believe that this interventionist approach will contribute to creating assessments where every test-taker has a fair opportunity to demonstrate their abilities.

Acknowledgment

The authors are grateful to Dan Bolt, Chan Park, and Chenguang Pan for their insightful comments on an earlier version of the manuscript.

References

- Ackerman, T. A. (1992). A didactic explanation of item bias, item impact, and item validity from a multidimensional perspective. *Journal of Educational Measurement*, 29(1), 67–91. <https://doi.org/10.1111/j.1745-3984.1992.tb00368.x>
- Athey, S., Tibshirani, J., & Wager, S. (2019). Generalized random forests. *Annals of Statistics*, 47(2), 1148–1178. <https://doi.org/10.1214/18-AOS1709>
- Benjamini, Y., & Hochberg, Y. (1995). Controlling the false discovery rate: A practical and powerful approach to multiple testing. *Journal of the Royal Statistical Society: Series B*, 57(1), 289–300. <https://doi.org/10.1111/j.2517-6161.1995.tb02031.x>
- Bertrand, M., & Mullainathan, S. (2004). Are Emily and Greg more employable than Lakisha and Jamal? a field experiment on labor market discrimination. *American Economic Review*, 94(4), 991–1013. <https://doi.org/10.1257/0002828042002561>
- Chernozhukov, V., Chetverikov, D., Demirer, M., Duflo, E., Hansen, C., Newey, W., & Robins, J. (2018). Double/debiased machine learning for treatment and structural parameters. *The Econometrics Journal*, 21(1), C1–C68. <https://doi.org/10.1111/ectj.12097>

- Chipman, H. A., George, E. I., & McCulloch, R. E. (2010). BART: Bayesian additive regression trees. *The Annals of Applied Statistics*, 4(1), 266–298. <https://doi.org/10.1214/09-AOAS285>
- Chubbuck, K., Curley, W. E., & King, T. C. (2016). *Who’s on first? gender differences in performance on the sat® test on critical reading items with sports and science content* (ETS Research Report No. RR-16-26). Educational Testing Service. Princeton, NJ. <https://files.eric.ed.gov/fulltext/EJ1124711.pdf>
- Cook, T. D., & Campbell, D. T. (1979). *Quasi-experimentation: Design & analysis issues for field settings*. Houghton Mifflin.
- Dawid, A. P. (2000). Causal inference without counterfactuals. *Journal of the American Statistical Association*, 95(450), 407–424. <https://doi.org/10.1080/01621459.2000.10474210>
- Fox, J., & Weisberg, S. (2019). *An R companion to applied regression* (3rd ed.). Sage. <https://www.john-fox.ca/Companion/>
- Greiner, D. J., & Rubin, D. B. (2011). Causal effects of perceived immutable characteristics. *The Review of Economics and Statistics*, 93(3), 775–785. https://doi.org/10.1162/REST_a.00107
- Hill, J. L. (2011). Bayesian nonparametric modeling for causal inference. *Journal of Computational and Graphical Statistics*, 20(1), 217–240. <https://doi.org/10.1198/jcgs.2010.08162>
- Holland, P. W., & Wainer, H. (Eds.). (1993). *Differential item functioning*. Lawrence Erlbaum Associates. <https://doi.org/10.4324/9780203357811>
- Holland, P. W. (1986). Statistics and causal inference. *Journal of the American Statistical Association*, 81(396), 945. <https://doi.org/10.2307/2289064>
- Holland, P. W. (2003). *Causation and race* (ETS Research Report No. RR-03-03). Educational Testing Service. Princeton, NJ. <https://doi.org/10.1002/j.2333-8504.2003.tb01895.x>
- Hyde, J. S., Lindberg, S. M., Linn, M. C., Ellis, A. B., & Williams, C. C. (2008). Gender similarities characterize math performance. *Science*, 321(5888), 494–495. <https://doi.org/10.1126/science.1160364>
- Jackson, J. W., & VanderWeele, T. J. (2018). Decomposition analysis to identify intervention targets for reducing disparities. *Epidemiology*, 29(6), 825–835. <https://doi.org/10.1097/EDE.0000000000000901>
- Magis, D., Béland, S., Tuerlinckx, F., & De Boeck, P. (2010). A general framework and an r package for the detection of dichotomous differential item functioning. *Behavior Research Methods*, 42(3), 847–862. <https://doi.org/10.3758/brm.42.3.847>
- Park, C., Stensrud, M., & Tchetgen Tchetgen, E. (2024). Proximal causal inference for conditional separable effects. <https://doi.org/10.48550/arXiv.2402.11020>
- Pearl, J. (2000). *Causality: Models, reasoning and inference* (2nd). Cambridge University Press.
- Pearl, J. (2001). Direct and indirect effects. In J. S. Breese & D. Koller (Eds.), *Proceedings of the seventeenth conference on uncertainty in artificial intelligence* (pp. 411–420). <https://dl.acm.org/doi/10.5555/2074022.2074073>
- Pine, S. M. (1977). Applications of item characteristic curve theory to the problem of test bias. In D. J. Weiss (Ed.), *Applications of computerized adaptive testing: Proceedings of a symposium presented at the 18th annual convention of military testing association* (pp. 37–43). University of Minnesota, Department of Psychology, Psychometric Methods Program.
- Richardson, T. S., & Robins, J. M. (2013). *Single world intervention graphs (SWIGs): A unification of the counterfactual and graphical approaches to causality* (tech. rep. No. CSSS Working Paper 128). Center for Statistics and the Social Sciences, University of Washington. <https://csss.uw.edu/files/working-papers/2013/wp128.pdf>
- Robins, J. M. (1986). A new approach to causal inference in mortality studies with a sustained exposure period—application to control of the healthy worker survivor effect. *Mathematical Modelling*, 7(9–12), 1393–1512.

- Robins, J. M., & Greenland, S. (1992). Identifiability and exchangeability for direct and indirect effects. *Epidemiology*, 3(2), 143–155. <https://doi.org/10.1097/00001648-199203000-00013>
- Robins, J. M., & Richardson, T. S. (2010). Alternative graphical causal models and the identification of direct effects. In P. E. Shrout, K. M. Keyes, & K. Ornstein (Eds.), *Causality and psychopathology: Finding the determinants of disorders and their cures* (pp. 103–158). Oxford University Press. <https://doi.org/10.1093/oso/9780199754649.003.0011>
- Robins, J. M., Richardson, T. S., & Shpitser, I. (2022). An interventionist approach to mediation analysis. In H. Geffner, R. Dechter, & J. Y. Halpern (Eds.), *Probabilistic and causal inference: The works of judea pearl* (pp. 713–764). Association for Computing Machinery. <https://doi.org/10.1145/3501714.3501754>
- Rosser, P. (1989). *The sat gender gap: Identifying the causes*. Center for Women Policy Studies.
- Semenova, V., & Chernozhukov, V. (2021). Debiased machine learning of conditional average treatment effects and other causal functions. *The Econometrics Journal*, 24(2), 264–289. <https://doi.org/10.1093/ectj/utaa027>
- Sen, M., & Wasow, O. (2016). Race as a bundle of sticks: Designs that estimate effects of seemingly immutable characteristics. *Annual Review of Political Science*, 19(1), 499–522. <https://doi.org/10.1146/annurev-polisci-032015-010015>
- Shpitser, I., Tchetgen Tchetgen, E., & Andrews, R. (2017). Modeling interference via symmetric treatment decomposition. *arXiv*. <https://doi.org/10.48550/arXiv.1709.01050>
- Stensrud, M. J., Hernán, M. A., Tchetgen Tchetgen, E. J., Robins, J. M., Didelez, V., & Young, J. G. (2021). A generalized theory of separable effects in competing event settings. *Life-time Data Analysis*, 27(4), 588–631. <https://doi.org/10.1007/s10985-021-09530-8>
- Stensrud, M. J., Robins, J. M., Sarvet, A., Tchetgen Tchetgen, E. J., & Young, J. G. (2023). Conditional separable effects. *Journal of the American Statistical Association*, 118(544), 2671–2683. <https://doi.org/10.1080/01621459.2022.2071276>
- Stensrud, M. J., Young, J. G., Didelez, V., Robins, J. M., & Hernán, M. A. (2022). Separable effects for causal inference in the presence of competing events. *Journal of the American Statistical Association*, 117(537), 175–183. <https://doi.org/10.1080/01621459.2020.1765783>
- Suk, Y., & Han, K. T. (2023). A psychometric framework for evaluating fairness in algorithmic decision making: Differential algorithmic functioning. *Journal of Educational and Behavioral Statistics*, 49(2), 151–172. <https://doi.org/10.3102/10769986231171711>
- Suk, Y., & Lyu, W. (2025). Rethinking item fairness using single world intervention graphs [In press]. *Journal of Educational and Behavioral Statistics*. https://doi.org/10.31234/osf.io/bue62_v3
- Thissen, D., Steinberg, L., & Wainer, H. (1988). Use of item response theory in the study of group differences in trace lines. In H. Wainer & H. I. Braun (Eds.), *Test validity* (pp. 147–169). Lawrence Erlbaum.
- Tibshirani, J., Athey, S., Sverdrup, E., & Wager, S. (2024). *grf: Generalized random forests* [R package version 2.4.0]. <https://doi.org/10.32614/CRAN.package.grf>
- VanderWeele, T. J., & Robinson, W. R. (2014). On the causal interpretation of race in regressions adjusting for confounding and mediating variables. *Epidemiology*, 25(4), 473–484. <https://doi.org/10.1097/EDE.0000000000000105>
- Wager, S., & Athey, S. (2018). Estimation and inference of heterogeneous treatment effects using random forests. *Journal of the American Statistical Association*, 113(523), 1228–1242. <https://doi.org/10.1080/01621459.2017.1319839>
- Weinberger, N. (2023). Signal manipulation and the causal analysis of racial discrimination. *Ergo an Open Access Journal of Philosophy*, 9(0). <https://doi.org/10.3998/ergo.2915>

- Wen, L., Sarvet, A. L., & Stensrud, M. J. (2024). Causal effects of intervening variables in settings with unmeasured confounding. *Journal of Machine Learning Research*, 25(345), 1–54. <https://doi.org/10.5555/3722577.3722922>
- Woodward, J. (2003). *Making things happen: A theory of causal explanation*. Oxford University Press. <https://doi.org/10.1093/0195155270.001.0001>
- Zumbo, B. D. (2007). Three generations of DIF analyses: Considering where it has been, where it is now, and where it is going. *Language Assessment Quarterly*, 4(2), 223–233. <https://doi.org/10.1080/15434300701375832>

Supplementary Materials

S1 Directed Acyclic Graphs

In this section, we provide directed acyclic graphs (DAGs) for each SWIG used in the main text.

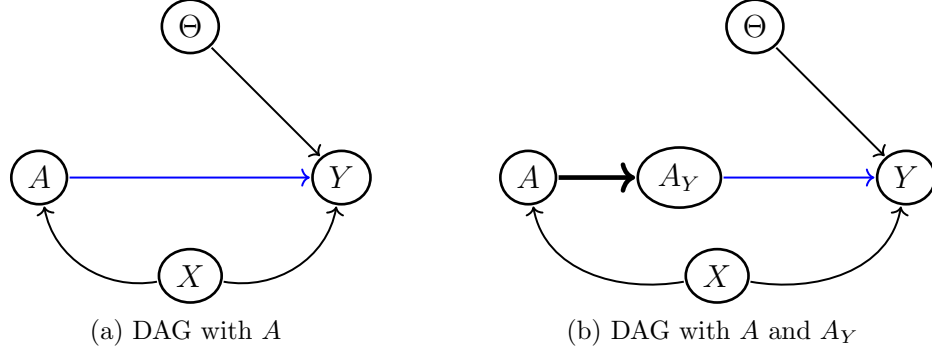


Figure S1: DAGs of Figure 3 in the main text, with non-manipulable treatment A , ability Θ , item response Y , confounders X , and manipulable treatment component A_Y . The blue arrow indicates an unfair path, and the bold arrow indicates a deterministic relationship, $A \equiv A_Y$.

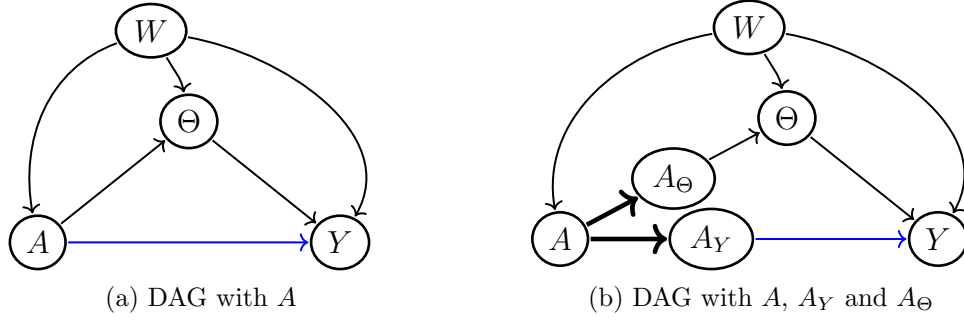


Figure S2: DAGs of Figure 5 in the main text, with non-manipulable treatment A , ability Θ , item response Y , covariates W , and manipulable treatment components A_Y and A_Θ . The blue arrow indicates an unfair path, and the bold arrow indicates a deterministic relationship, $A \equiv A_Y \equiv A_\Theta$.

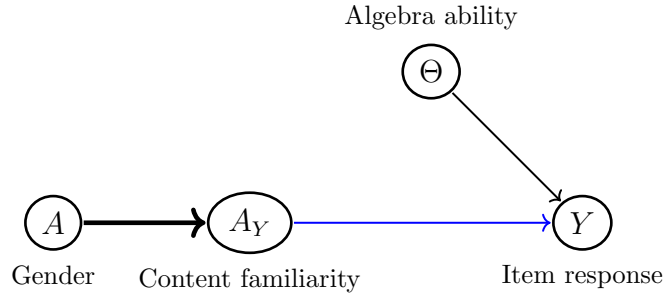


Figure S3: DAG of Figure 7 in the main text, with gender A , content familiarity A_Y , algebra ability Θ , and item response Y . The blue arrow indicates an unfair path, and the bold arrow indicates a deterministic relationship, $A \equiv A_Y$.

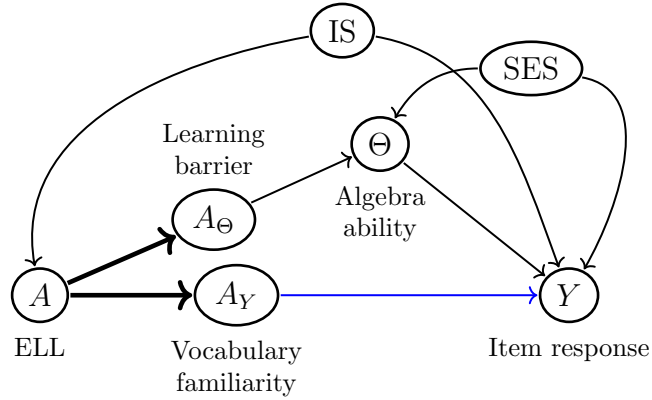


Figure S4: DAG of Figure 8 in the main text, with English language learner (ELL) status A , vocabulary familiarity A_Y , classroom learning barrier A_Θ , algebra ability Θ , item response Y , and confounders W : socio-economic status (SES) and immigration status (IS). The blue arrow indicates an unfair path, and the bold arrows indicate a deterministic relationship, $A \equiv A_Y \equiv A_\Theta$.

S2 Identification

S2.1 Simple Separable DIF

We identify $E(Y^{a_Y=a} \mid \Theta = \theta, X)$ as follows:

$$\begin{aligned} E(Y \mid A = a, \Theta = \theta, X) &= E(Y \mid A_Y = a, \Theta = \theta, X) && \text{(Determinism)} \\ &= E(Y^{a_Y=a} \mid A_Y = a, \Theta = \theta, X) && \text{(A1)} \\ &= E(Y^{a_Y=a} \mid \Theta = \theta, X), && \text{(A2 and A3)} \end{aligned}$$

and we identify $E(Y^{a_Y=a} \mid \Theta = \theta)$ as:

$$E(Y^{a_Y=a} \mid \Theta = \theta) = E\{E(Y \mid A = a, \Theta = \theta, X) \mid \Theta = \theta\}.$$

Therefore, the simple separable DIF is identified by:

$$\begin{aligned} \tau_{SS}(\theta) &:= E(Y^{a_Y=a} \mid \Theta = \theta) - E(Y^{a_Y=a'} \mid \Theta = \theta) \\ &= E\{E(Y \mid A = a, \Theta = \theta, X) \mid \Theta = \theta\} - E\{E(Y \mid A = a', \Theta = \theta, X) \mid \Theta = \theta\}. \end{aligned}$$

Note that we still require Assumption (A4) to interpret this effect as the effect of the manipulable intervening component A_Y . Without (A4), the same adjustment formula identifies a purely statistical contrast in conditional means of Y , but its interpretation as a component-specific effect would not be justified.

S2.2 General Separable DIF

The outcome Y is binary, and the ability Θ is typically continuous. A counterfactual expectation of interest is:

$$\begin{aligned} E(Y^{a_Y=a', a_\Theta=a} \mid \Theta^{a_\Theta=a} = \theta) &= P(Y^{a_Y=a', a_\Theta=a} = 1 \mid \Theta^{a_\Theta=a} = \theta) \\ &= \frac{f(Y^{a_Y=a', a_\Theta=a} = 1, \Theta^{a_\Theta=a} = \theta)}{f(\Theta^{a_\Theta=a} = \theta)}. \end{aligned} \quad (\text{S1})$$

The joint density $f(Y^{a_Y=a', a_\Theta=a} = y, \Theta^{a_\Theta=a} = \theta, W)$ can be expressed using the chain rule as:

$$f(Y^{a_Y=a', a_\Theta=a} = y, \Theta^{a_\Theta=a} = \theta, W) = f(Y^{a_Y=a', a_\Theta=a} = y \mid \Theta^{a_\Theta=a} = \theta, W) f(\Theta^{a_\Theta=a} = \theta \mid W) f(W) \quad (\text{S2})$$

Under Assumptions (B1)–(B4) and determinism condition (i.e., $A \equiv A_Y \equiv A_\Theta$) in the observed world, the first term on the right-hand side is identified as follows:

$$\begin{aligned} f(Y = y \mid A = a', \Theta = \theta, W) &= f(Y = y \mid A_Y = a', A_\Theta = a', \Theta = \theta, W) && \text{(Determinism)} \\ &= f(Y = y \mid A_Y = a', A_\Theta = a, \Theta = \theta, W) && \text{(B4(i))} \\ &= f(Y^{a_Y=a', a_\Theta=a} = y \mid A_Y = a', A_\Theta = a, \Theta^{a_\Theta=a} = \theta, W) && \text{(B1)} \\ &= f(Y^{a_Y=a', a_\Theta=a} = y \mid \Theta^{a_\Theta=a} = \theta, W). && \text{(B2 and B3)} \end{aligned}$$

Similarly, the second term is identified by:

$$\begin{aligned} f(\Theta = \theta \mid A = a, W) &= f(\Theta = \theta \mid A_Y = a, A_\Theta = a, W) && \text{(Determinism)} \\ &= f(\Theta = \theta \mid A_Y = a', A_\Theta = a, W) && \text{(B4(ii))} \\ &= f(\Theta^{a_\Theta=a} = \theta \mid A_Y = a', A_\Theta = a, W) && \text{(B1)} \\ &= f(\Theta^{a_\Theta=a} = \theta \mid W). && \text{(B2 and B3)} \end{aligned}$$

Therefore, the joint density (S2) is identified as:

$$f(Y^{a_Y=a'}, \Theta^{a_\Theta=a} = y, \Theta^{a_\Theta=a} = \theta, W) = f(Y = y \mid A = a', \Theta = \theta, W) f(\Theta = \theta \mid A = a, W) f(W).$$

Using this result, we identify the counterfactual expectation (S1). Specifically, the numerator is:

$$\begin{aligned} f(Y^{a_Y=a'}, \Theta^{a_\Theta=a} = 1, \Theta^{a_\Theta=a} = \theta) &= \sum_w f(Y^{a_Y=a'}, \Theta^{a_\Theta=a} = 1, \Theta^{a_\Theta=a} = \theta, W = w) \\ &= \sum_w f(Y = 1 \mid A = a', \Theta = \theta, W = w) f(\Theta = \theta \mid A = a, W = w) f(W = w) \\ &= \sum_w E(Y \mid A = a', \Theta = \theta, W = w) f(\Theta = \theta \mid A = a, W = w) f(W = w) \\ &= E_W[E(Y \mid A = a', \Theta = \theta, W) f(\Theta = \theta \mid A = a, W)]. \end{aligned}$$

The denominator is:

$$\begin{aligned} f(\Theta^{a_\Theta=a} = \theta) &= \sum_w f(\Theta = \theta \mid A = a, W = w) f(W = w) \\ &= E_W[f(\Theta = \theta \mid A = a, W)]. \end{aligned}$$

Therefore, the general separable DIF is identified by:

$$\begin{aligned} \tau_{\text{GS}}(\theta) &:= E[Y^{a_Y=a, a_\Theta=a} \mid \Theta^{a_\Theta=a} = \theta] - E[Y^{a_Y=a', a_\Theta=a} \mid \Theta^{a_\Theta=a} = \theta] \\ &= \frac{E_W[\{E(Y \mid A = a, \Theta = \theta, W) - E(Y \mid A = a', \Theta = \theta, W)\} f(\Theta = \theta \mid A = a, W)]}{E_W[f(\Theta = \theta \mid A = a, W)]} \end{aligned}$$

S3 Simulations with Estimated Ability

In this section, we provide the simulation results with the estimated ability scores from latent regression IRT models. We find similar results to those with the true ability. For Algorithm 1, Type-I error rates are well-controlled, and power rates are as high as 0.97 or above when effects are either constant or heterogeneous. For Algorithm 2, Type-I error rates are conservative, while power rates reach 0.76 and 1.00 under the constant and heterogeneous effect conditions, respectively.

Table S1: Detection rates under different effect conditions: Estimated ability

Effect	Zero	Constant	Heterogeneous
Rejection Rate	Type-I error	Power	Power
Algorithm 1 for Simple Separable DIF	0.034	0.972	0.998
Algorithm 2 for General Separable DIF	0.001	0.734	0.970

Note: DIF = differential item functioning.