

QERS: Quantum Encryption Resilience Score

Jonatan Rassekhnia

Luleå University of Technology (LTU)

Department of Computer Science, Electrical and Space Engineering
Sweden

Email: rasjon-0@student.ltu.se

Abstract—Post-quantum cryptography (PQC) is becoming essential for securing Computer Systems, IoT, and IIoT systems against future quantum threats. However, the operational cost of deploying PQC on resource-constrained devices is still poorly understood. This paper introduces the Quantum Encryption Resilience Score (QERS), a practical evaluation instrument designed to quantify the impact of PQC on computing, IoT, and IIoT communication systems. QERS integrates latency, packet reliability, CPU load, energy use, signal strength, and key size into a unified normalized score. Three complementary scoring formulas are introduced: (i) Basic, for rapid comparisons, (ii) Tuned, for environment-specific weighting, and (iii) Fusion, which combines normalized performance and security sub-scores into a composite indicator. An ESP32C6-Devkit testbed was used to evaluate five PQC algorithms (Kyber, Dilithium, Falcon, SPHINCS+, and NTRU) under different wireless conditions. The results show that QERS exposes performance–security trade-offs that are difficult to observe through isolated benchmarks, providing a reproducible instrument for assessing PQC readiness in resource-limited environments.

Index Terms—Post-Quantum Cryptography, IoT Security, Multi-Protocol Communication, Design Science, Quantum Simulation

I. INTRODUCTION

The rapid expansion of Traditional Computing, Internet of Things (IoT) and Industrial IoT (IIoT) has introduced billions of connected devices that operate under strict resource constraints, while simultaneously it relying on cryptographic mechanisms for secure communication. At the same time, advances in quantum computing threaten classical public-key cryptography, since algorithms such as RSA and ECC may become breakable once sufficiently large quantum systems emerge [1], [2]. As a result, the transition toward Post-Quantum Cryptography (PQC) has become a strategic and technical priority for future secure systems [3]–[7].

Although several PQC algorithms that include Kyber, Dilithium, Falcon, SPHINCS+, and NTRU, have been standardized or are currently undergoing evaluation, their *operational impact* on constrained Traditional Computing and IoT/IIoT platforms remains insufficiently characterized. Existing research primarily focuses on micro-benchmarks such as computation time, memory footprint, or throughput. However, these metrics alone do not reflect how PQC could affects end-to-end system behavior, including network latency, packet reliability, CPU utilization, energy consumption, and wireless stability [8]–[10]. This lack of system-level visibility com-

plicates PQC adoption decisions, particularly across diverse hardware and protocol environments [11].

To address this gap, this paper introduces the **Quantum Encryption Resilience Score (QERS)**, a multi-metric evaluation instrument designed to quantify the resilience of Traditional Computing and IoT/IIoT communication systems operating under PQC workloads. Rather than benchmarking cryptography in isolation, QERS integrates heterogeneous metrics, including latency, packet loss, CPU load, signal strength, energy usage, and cryptographic key parameters, into a normalized composite score. The framework provides three complementary scoring modes [12], [13]:

- **Basic:** rapid comparison of PQC impact across protocols.
- **Tuned:** environment-aware weighting for specific deployment priorities.
- **Fusion:** combined performance and security sub-scores producing a unified readiness indicator.

An ESP32-based test is employed to evaluate five PQC algorithms across different wireless conditions. Experimental results demonstrate that QERS exposes performance and security trade-offs that remain hidden when metrics are analyzed individually, offering a reproducible means of assessing PQC readiness in constrained environments.

A. Research Problem

Despite progress in PQC standardization, there is no unified, reproducible measurement instrument capable of evaluating PQC across multiple operational dimensions on real Computing, IoT, and IIoT platforms. As a result, engineers and manufacturers lack decision support when estimating feasibility and deployment cost at scale [14].

B. Research Question

- How can a unified and reproducible measurement instrument be designed to evaluate PQC algorithms across Computer Systems, IoT, and IIoT platforms while incorporating latency, memory usage, energy behavior, Key-Bytes, CPU usage, RSSI and packet-level communication characteristics?

C. Contributions

This research introduces the **Quantum Encryption Resilience Score (QERS)**, a layered evaluation instrument de-

signed to measure PQC impact under realistic operating constraints. The main contributions are:

- 1) A modular scoring instrument supporting Basic, Tuned, and Fusion modes for progressively deeper analysis.
- 2) A normalization and weighting methodology integrating latency, CPU usage, signal reliability, key size, packet behavior, and energy metrics into performance and security sub-scores.
- 3) A practical implementation on ESP32 hardware for real-world experimentation, avoiding purely simulated environments.
- 4) An empirical evaluation of five PQC algorithms across different wireless scenarios.
- 5) A reproducible and extensible framework designed to support future PQC testing, comparison, migration toward quantum-resilient systems, and deployment in resource-limited environments.

II. RELATED WORK & BACKGROUND

A. Post-Quantum Cryptography

Post-Quantum Cryptography (PQC) aims to develop cryptographic schemes that remain secure against adversaries equipped with large-scale quantum computers [15]. The National Institute of Standards and Technology (NIST) is actively standardizing PQC algorithms to replace classical public-key systems that are vulnerable to Shor's algorithm [16].

For constrained Computer Systems, IoT, and IIoT environments, the most relevant PQC families include Kyber, Dilithium, Falcon, SPHINCS+, and NTRU [17], [18]. These schemes differ significantly in underlying hardness assumptions, key sizes, ciphertext or signature sizes, and computational requirements. Table I summarizes representative trade-offs between efficiency and security levels.

TABLE I
SELECTED PQC ALGORITHMS

Alg.	Type	Hard Prob.	Key (B)	CT/Sig (B)	Notes
Kyber	KEM	Module-LWE	800–1500	768–1088	Efficient, balanced [18]
Dilithium	Sig	Module-LWE	1312–2544	2420–3500	Large signatures [18]
Falcon	Sig	NTRU lattice	897–1280	690–1024	Compact, float-heavy [18]
SPHINCS+	Sig	Hash-based	32–64	8000–16000	Stateless [18]
NTRU	KEM	NTRU lattice	1138–1420	1138–1420	High security [18]

B. Constraints in Computing and IoT/IIoT Security

Computing systems operate on deterministic states and can only approximate quantum behavior through simulation [19]. They inherently lack the ability to natively represent quantum properties such as superposition and entanglement, which limits their ability to efficiently solve certain problem classes [20]. These architectural constraints are particularly

relevant when deploying PQC on Computer Systems, IoT, and IIoT devices, which rely on classical processors with limited computational, memory, and energy resources [21].

Computer Systems, IoT and IIoT devices are typically resource-constrained, often operating with tight memory budgets, limited CPU capacity, and restricted network bandwidth [22]–[24]. Intermittent connectivity and packet loss further complicate secure communication. Consequently, PQC algorithms with large keys or computational overhead can increase latency, degrade throughput, and accelerate battery depletion [25].

C. Quantum & PQC Benchmarks

Early studies primarily evaluated PQC on traditional compute platforms, CPUs, GPUs, and FPGAs primarily focusing on runtime performance, memory requirements, and throughput [25]. More recent research expands toward benchmarking methodologies, risk frameworks, and quantum-aware IoT evaluation models. Lall et al. [26] and Acuaviva et al. [27] survey performance metrics and benchmarking approaches for quantum computing platforms, while Soubra et al. [28] investigate measurement frameworks at both hardware and software layers. Quantum risk frameworks such as QARS address cryptographic exposure and migration readiness [29].

In the IoT domain, Rehman and Alharbi [30] propose QESIF, integrating quantum key distribution with intrusion detection, and Hossain et al. [31] explore quantum-edge architectures for improved resilience. Ameyed et al. [13] emphasize evaluation models focusing on measurable security quality indicators.

Recent applied research demonstrates real deployment feasibility. QRoNS demonstrates PQC integration in high-performance networking, achieving near line-rate IPsec throughput using Kyber1024 and Dilithium5 on NVIDIA BlueField-3 DPUs [32]. Similarly, the QORE framework enables end-to-end PQC protection in 5G/B5G networks with minimal latency penalties [33]. EPQUIC evaluates PQC within TLS and QUIC stacks on embedded platforms, revealing significant differences across algorithms regarding latency overhead and protocol behavior [34]. Finally, the Quantum Approximate Optimization Algorithm (QAOA) is explored as a promising approach for combinatorial optimization on future quantum hardware [35].

D. Evaluation Metrics and Decision Models

Evaluating PQC in constrained environments requires metrics that extend beyond raw cryptographic execution time [36]. Relevant indicators include latency, jitter, throughput, packet loss, energy consumption, and memory usage [37]–[39]. Multi-Criteria Decision Analysis (MCDA) and Multi-Criteria Decision Making (MCDM) approaches are widely applied to rank cryptographic alternatives under competing system constraints [40]–[42]. Min-max normalization is fre-

quently used to harmonize heterogeneous metrics, enabling meaningful comparisons across devices and protocols [43].

Within MCDA, metrics can be organized into conceptual categories:

- **Cost Criteria:** Derived from classical cost-benefit analysis, cost criteria capture negative operational impacts such as latency, CPU usage, energy consumption, packet loss, and cryptographic overhead [37], [44], [45]. Higher values indicate performance penalties that should be minimized.
- **Benefit Criteria / Security Gain:** Security gain metrics reflect improvements in robustness, reduced exposure, and proven resistance to attack, informed by frameworks such as SAEM [46], [47]. These metrics also incorporate organizational perspectives on information security value [48]. Parameters such as proven resistance (P_r), key size (K), cryptographic robustness, and reliability directly contribute to overall security posture [49].
- **Performance Criteria:** Grounded in general systems theory [50], performance criteria assess operational efficiency through metrics such as latency (L), CPU usage (C), energy consumption (E), packet loss (P_{loss}), and signal strength (R). These indicators support integrated evaluation of IoT/IIoT platforms across different deployments [43], [51]–[53].

Min-max normalization further enables consistent scoring across diverse measurement scales [54], forming the basis for the Quantum Encryption Resilience Score (QERS) introduced in this study.

III. METHODOLOGY (QERS FORMULATION)

The Quantum Encryption Resilience Score (QERS) framework provides a structured method for evaluating the operational resilience of computer systems, IoT, and IIoT platforms when post-quantum cryptography is applied. Instead of assessing cryptographic performance in isolation, QERS integrates multiple system-level metrics such as latency, packet reliability, CPU usage, energy consumption, signal strength, cryptographic overhead, and key size into a unified scoring process.

These raw metrics are first normalized to a common scale and then combined through three progressively detailed scoring models (Basic, Tuned, and Fusion). This layered design enables researchers and practitioners to compare algorithms and deployments consistently, quantify trade-offs between performance and security, and better understand how PQC affects real-world devices and networks.

A. Metrics Definition: Quantum Encryption Resilience Score (QERS)

The **Quantum Encryption Resilience Score (QERS)** primarily evaluates communication protocols operating under Post-Quantum Cryptography (PQC) by measuring key performance metrics such as latency (L), packet reliability (P_{loss}),

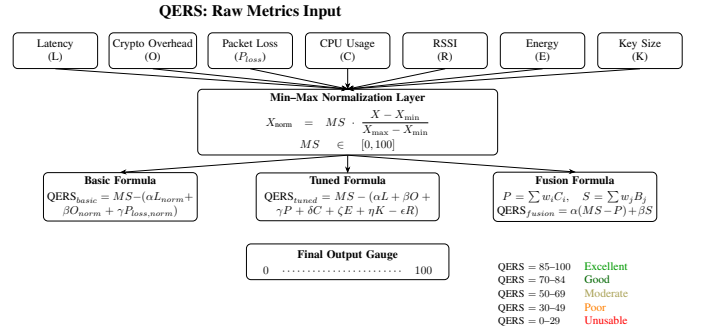


Fig. 1. Conceptual QERS framework showing metrics, normalization, score variants, and readiness interpretation.

RSSI (R), PQC key bytes (K), and CPU usage (C). Metrics are assessed under multiple protocol loads and cryptographic operations, including encryption and decryption scenarios with varying key sizes derived from PQC key size recommendations.

The proposed QERS framework follows a Multi-Criteria Decision Analysis (MCDA) methodology and implements a Multi-Criteria Decision Making (MCDM) model for score aggregation and ranking. MCDA is used to structure the evaluation problem and define performance and security criteria, while the MCDM formulation computes a composite resilience score through weighted normalization and aggregation [12], [55], [56].

QERS is intended to help identify potential security and performance gaps, including protocol-specific weaknesses that fall outside the immediate scope of this research. The primary objective is to provide a reproducible instrument that reflects the operational stability and efficiency of multi-protocol IoT, IIoT, and computer system devices [57].

The QERS computation employs a **Multi-Criteria Decision Model (MCDM)**, where the parameters L, O, P_{loss}, C, R, E , and K are weighted according to system priorities [53], [58]. Weighting allows QERS to adapt to specific scenarios such as real-time operation, energy-constrained deployments, or balanced general-purpose IoT systems. To refine these coefficients empirically, supervised learning techniques such as linear regression and random forest regression may be applied to experimental datasets or simulated environments, depending on the strategy used to observe performance behavior under varying encryption key sizes and QERS interoperability [59], [60].

Each metric can be normalized using min-max scaling to ensure fair cross-protocol comparison:

$$X_{norm} = MS \times \frac{X - X_{min}}{X_{max} - X_{min}}$$

[43], [53], [55]

In this study, the min-max bounds (X_{min} and X_{max}) were derived from the experimental dataset rather than theoretical

limits, ensuring that normalization reflects realistic operating conditions.

Here, MS represents the chosen maximum scale (e.g., 100), replacing the fixed percentage scale. This normalization approach supports consistency across heterogeneous metrics and helps reduce bias caused by large value disparities. QERS adopts an MCDA structure for evaluating complex decisions using multiple criteria and can also be applied in group-based decision systems where several evaluators independently contribute their judgment [55], [61]. The *Handbook on Constructing Composite Indicators and User Guide* presents the min–max normalization concept, where minimum and maximum values are determined across contexts to produce normalized indicators ranging from 0 to MS [43].

QERS can be structured hierarchically:

- **Basic QERS:** Evaluates core performance metrics (L, O, P_{loss}) using a normalized score for quick PQC readiness comparison.
- **Tuned QERS:** Incorporates CPU usage, RSSI, energy consumption, and key size (C, R, E, K) with normalized scoring for more detailed analysis.
- **Fusion QERS:** Combines normalized *Performance* and *Security* subscores (P and S) to generate a comprehensive score for IoT/IIoT devices. In Fusion QERS, MS represents the **maximum score** on the chosen scale (e.g., 100) and serves as the reference for normalizing performance metrics. By subtracting the normalized performance subscore P from MS , higher QERS values indicate stronger protocol resilience while maintaining comparability across metrics and deployment environments.

TABLE II
MAPPING OF MCDM SYMBOLS TO QERS METRICS

Symbol	Description
QERS	Quantum Encryption Resilience Score (0–100)
X_{\min}, X_{\max}	Minimum/maximum values for normalization
X_{norm}	Min–max normalized value
x_{ij}	Criterion j value for alternative i
r_{ij}	Normalized version of x_{ij}
w, w_i	Weight of criterion i
$\sum_i w_i = 1$	Weights for performance metrics: $L, J, P_{\text{loss}}, C, E$
$\sum_j w_j = 1$	Weights for security metrics: K, R, P_r, C_o
A	Set of alternatives (protocols)
X	Set of evaluation criteria
$\alpha \dots \eta$	Decision weights in QERS
L	Latency
J	Jitter
P_{loss}	Packet loss ratio
O	Cryptographic overhead
C	CPU utilization
R	RSSI / signal strength
E	Energy consumption
K	Key size
Co	Cryptographic overhead (memory/bandwidth/compute)
Pr	Proven resistance level

Sources: [43], [53], [55]

Weighting coefficients ($\alpha, \beta, \gamma, \delta, \epsilon, \zeta, \eta$) allow QERS to be tailored for real-time, energy-constrained, or balanced systems [43], [53]. Following approaches in data fusion for similarity coefficients, the QERS weighting scheme can be adapted using fixed-loss or learned weights, enabling machine learning techniques to optimize the relative importance of each performance and security metric under different IoT/IIoT operational conditions [62]–[65].

B. QERS Formulas with Normalized Metrics

1) Basic QERS:

$$\text{QERS}_{\text{basic}} = MS - (\alpha L_{\text{norm}} + \beta O_{\text{norm}} + \gamma P_{\text{loss, norm}})$$

$$\begin{aligned} \text{QERS}_{\text{tuned}} = MS - (\alpha L_{\text{norm}} + \beta O_{\text{norm}} + \gamma P_{\text{loss, norm}} \\ + \delta C_{\text{norm}} + \zeta E_{\text{norm}} + \eta K_{\text{norm}}) \\ + \epsilon R_{\text{norm}} \end{aligned}$$

2) Fusion QERS:

a) Performance Subscore::

$$P = \sum_i w_i C_i^{\text{norm}}, \quad \sum_i w_i = 1$$

b) Security Subscore::

$$S = \sum_j w_j B_j^{\text{norm}}, \quad \sum_j w_j = 1$$

c) Combined Fusion Score::

$$\text{QERS}_{\text{fusion}} = \alpha(MS - P) + \beta S, \quad \alpha + \beta = 1$$

C. QERS Interpretation

TABLE III
QERS READINESS LEVELS

QERS Range	Interpretation / Readiness Level
85–100	Excellent – strong performance under PQC load
70–84	Good – operationally efficient, moderate crypto impact
50–69	Moderate – noticeable degradation, optimization recommended
30–49	Poor – significant performance loss, limited real-world applicability
0–29	Unusable – protocol not viable without major redesign

D. QERS Evaluation: Basic, Tuned, and Fusion Metrics

Basic QERS Weighting Scenarios

Scenario	α	β	γ
RT	0.55	0.20	0.15
EC	0.25	0.45	0.20
B	0.35	0.30	0.20

RT = Real-time, EC = Energy-constrained, B = Balanced; α = Latency, β = Overhead, γ = Packet Loss.

Tuned QERS Weighting Scenarios (Core + Auxiliary Metrics)

Scenario	α	β	γ	δ	ϵ	ζ	η
RT	0.55	0.20	0.15	0.05	0.025	0.025	0.05
EC	0.25	0.45	0.20	0.025	0.025	0.05	0.05
B	0.35	0.30	0.20	0.05	0.05	0.05	0.05

α = Latency, β = Overhead, γ = Packet Loss, δ = CPU Usage, ϵ = RSSI, ζ = Energy, η = Key Size.

Fusion QERS – Performance Subscore

L	J	P_{loss}	E	C
0.3	0.1	0.2	0.2	0.2

Latency, Jitter, Packet Loss, Energy, CPU

Fusion QERS – Security Subscore

K	R	P_r	Co
0.25	0.35	0.25	0.15

Key size (K), Algorithm robustness (R), Proven resistance (P_r), Cryptographic overhead (Co).

E. Machine Learning Support for Fusion QERS

QERS also integrates a machine learning layer to assist in estimating the Fusion score under dynamic operating conditions [66]. A Random Forest regression model is used because it is robust to noise, handles nonlinear relationships, and performs well on small to medium datasets [67], [68]. The model is trained using historical measurements containing latency, CPU usage, RSSI, packet loss, energy values, and key-size data, together with their analytically computed QERS Fusion scores [69].

Once trained, the model can predict an approximate Fusion value for new measurements, reducing sensitivity to short-term fluctuations [70], [71]. This enables trend-based assessment rather than relying strictly on single-point measurements [72]. Importantly, the machine learning component does not replace the QERS equations [73], [74]. Instead, it acts as a complementary estimator that enhances robustness when metrics are missing, unstable, or incomplete [75], [76].

IV. PROPOSED FRAMEWORK

In this research, a multi-layer cybersecurity framework is proposed to measure, evaluate, and predict the quality and efficiency of post-quantum cryptography (PQC) algorithms on embedded processors representing typical Computer Systems, IoT, and IIoT devices. The framework consists of three main layers:

- **Data Collection Layer:** ESP32 and Raspberry Pi devices collect latency, CPU usage, RSSI, energy, and key-size metrics for different PQC algorithms.
- **Processing Layer:** Collected metrics are normalized, smoothed using exponential smoothing, and processed by the QERS models and a Random Forest fusion layer.
- **Visualization Layer:** Results are presented through a Flask-based dashboard using bar charts, heatmaps, and historical trends.

To clarify how the abstract QERS framework is realized in practice, the experimental hardware and data flow are mapped onto the framework layers in Fig. 2. The ESP32-C6 executes post-quantum cryptographic algorithms and generates raw performance and wireless metrics, which are transmitted over Wi-Fi to a Raspberry Pi CM4 that performs QERS computation and visualization. Close-range and far-range wireless conditions are included to capture environmental effects on cryptographic and system behavior.

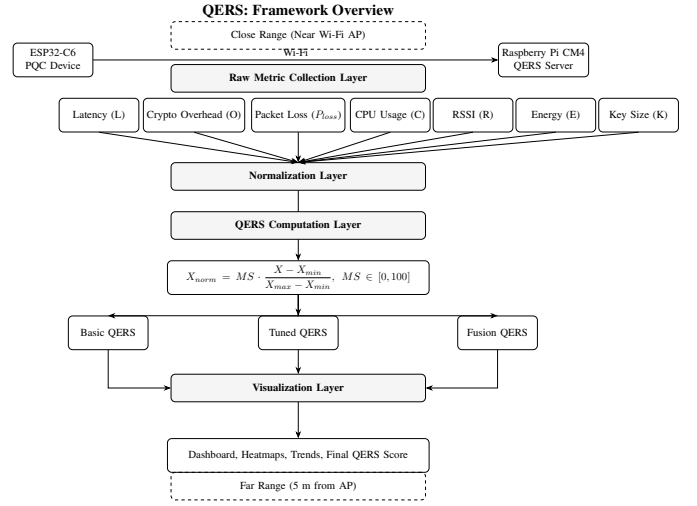


Fig. 2. Proposed QERS framework extended with ESP32-C6 PQC device, Raspberry Pi CM4 QERS server, and close-range and far-range wireless measurement contexts.

A. Interpretation & Use Cases

The hardware setup for the proposed framework includes:

- **ESP32 devices:** The ESP32C6-Devkit collect live metrics per PQC algorithm [77].
- **Raspberry Pi devices:** The Raspberry Pi CM4 aggregates data from multiple ESP32C6 units, processes metrics, and hosts the Flask dashboard [78].
- **Protocols tested:** Post-quantum cryptographic algorithms including *Kyber*, *Dilithium*, *Falcon*, *SPHINCS+*, and *NTRU* [79], [80].
- **Metrics:** Key size, latency, CPU utilization, RSSI, and energy, used to compute QERS Basic, Tuned, and Fusion scores with ML-predicted fusion intervals [81].

The use cases include of:

- 1) Real-time PQC performance monitoring in IoT networks [82]–[84].
- 2) Historical trend analysis for security evaluation [85], [86].
- 3) Identification of low-performing PQC algorithms in constrained devices [87].

B. Illustrative Validation / Methodology

To validate the proposed framework, we performed representative measurements on multiple PQC algorithms using an ESP32-C6 device. Metrics were collected continuously and smoothed to reduce fluctuations [88], [89]. A Random Forest model was used as a supplementary fusion layer to smooth, interpolate, and estimate QERS values from noisy or partially observed metric streams [90], [91]. Synthetic samples were generated to follow the same statistical distributions as the collected measurements in order to stabilize the learning process and prevent artificial bias.

V. RESULTS

A continuous 24-hour measurement campaign was conducted using an ESP32C6-DevKit in order to illustrate the behavior of the proposed QERS framework under realistic operating conditions. Five post-quantum cryptographic algorithms (Kyber, Dilithium, Falcon, SPHINCS+, and NTRU) were exercised repeatedly over Wi-Fi. Each iteration recorded latency, CPU utilization, RSSI, and three QERS variants ($QERS_{Basic}$, $QERS_{Tuned}$, and $QERS_{Fusion}$), allowing observation of how QERS responds to varying system conditions.

Two representative wireless scenarios were considered:

- **Scenario 1:** ESP32 positioned close to the Wi-Fi access point.
- **Scenario 2:** ESP32 positioned approximately 5 meters away.

All measurements were recorded to CSV and processed through the QERS computation pipeline. All reported QERS scores were normalized to a 0–100 scale, enabling direct comparison of QERS behavior across different conditions.

A. Heatmap Analysis

Figures 3 and 4 visualize the normalized multi-metric inputs and resulting QERS behavior for both wireless scenarios. The heatmaps illustrate how QERS integrates latency, CPU usage, RSSI, and key-related effects into a composite resilience indicator. Variations across algorithms demonstrate the sensitivity of QERS to changes in cryptographic and wireless conditions.

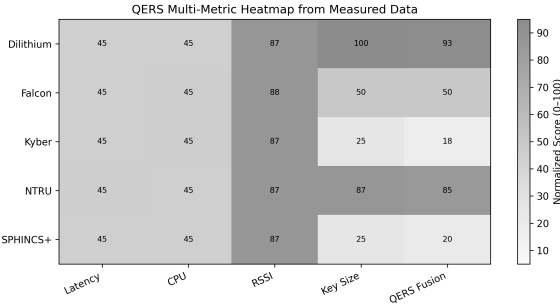


Fig. 3. Scenario 1: QERS multi-metric heatmap (normalized 0–100).

B. Distribution of Scores

Figures 5 and 6 show the distribution of QERS scores over the 24-hour period. The reduced spread of $QERS_{Fusion}$ illustrates the stabilizing effect of the fusion and smoothing layers when compared with raw or single-metric inputs.

C. Representative Scatter Analysis

Figures 7 and 8 provide representative scatter plots using median values per algorithm. These plots demonstrate how QERS varies in relation to latency while preserving the relative structure of the underlying measurements.

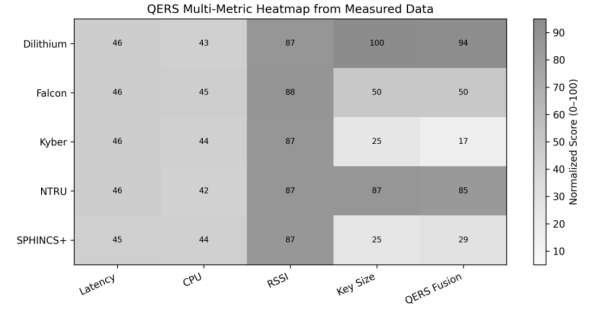


Fig. 4. Scenario 2: QERS multi-metric heatmap (normalized 0–100).

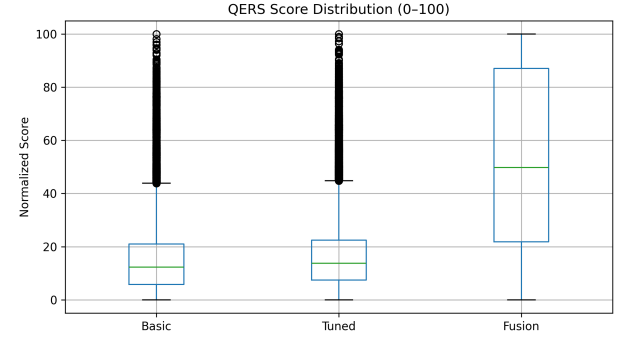


Fig. 5. Scenario 1: Distribution of normalized QERS scores.

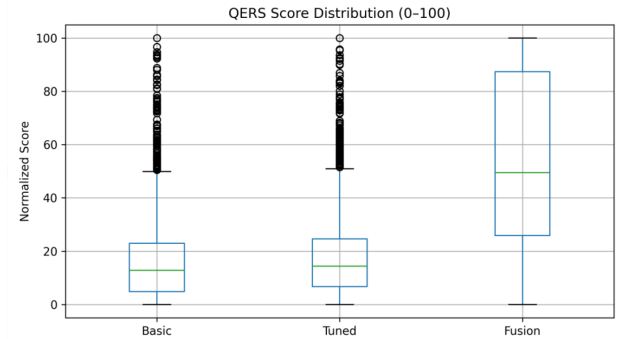


Fig. 6. Scenario 2: Distribution of normalized QERS scores.

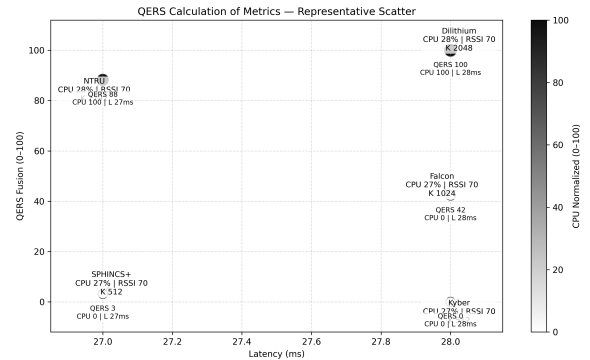


Fig. 7. Scenario 1: Representative scatter (QERS vs latency).

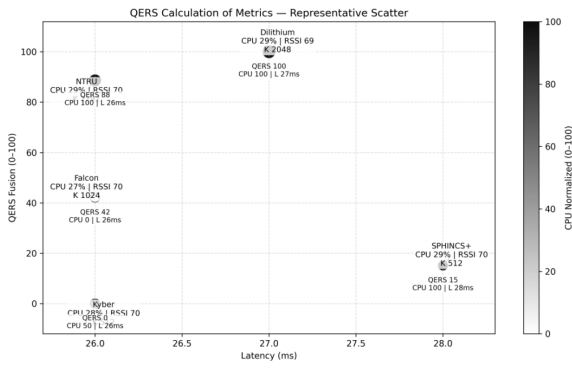


Fig. 8. Scenario 2: Representative scatter (QERS vs latency).

TABLE IV
AVERAGE $QERS_{Fusion}$ SCORES FOR NEAR AND FAR COMMUNICATION SCENARIOS.

Algorithm	Close Range	5 m Distance
Kyber	38.2	33.5
Dilithium	72.4	69.8
Falcon	55.1	50.7
SPHINCS+	41.3	37.4
NTRU	68.9	64.2

D. Distance Comparison

Table IV summarizes average $QERS_{Fusion}$ values across the two wireless scenarios. The reduction in QERS at increased distance illustrates that the proposed framework captures environmental stress in addition to cryptographic and computational effects.

VI. DISCUSSION

The experimental results demonstrate that PQC schemes behave differently when evaluated in a resource-constrained IoT environment using a multi-metric scoring model such as QERS [92]. Unlike traditional benchmarks that isolate individual parameters, QERS reveals how latency, CPU load, signal strength, and key size interact in practice [93], [94].

Across both scenarios, Dilithium and NTRU achieved the highest $QERS_{Fusion}$ scores. These algorithms benefit from strong security properties and predictable execution behavior, which results in stable normalized scores even when wireless conditions vary [95].

In contrast, Kyber and SPHINCS+ produced consistently lower QERS values. This outcome does not imply weaker cryptographic strength; rather, it reflects their design emphasis on reducing overhead, which lowers their contribution across certain QERS dimensions such as key size and computational weight [96], [97].

The distance experiment provided additional insight. Increasing the ESP32's separation from the access point caused measurable reductions in QERS scores, particularly for algorithms that are more sensitive to retransmissions and signal fluctuations [98]. This indicates that QERS captures environmental stress in addition to purely computational factors,

which is essential for IoT deployments operating under unstable connectivity [99], [100].

Importantly, the Fusion layer did not eliminate variation entirely. Instead, it smoothed transient spikes while preserving real system behavior. This supports the interpretation of QERS as a decision-support indicator rather than a fixed or absolute performance rating [101].

VII. CONCLUSION

This work introduced QERS, a practical and dynamic evaluation framework for assessing post-quantum cryptography in constrained IoT environments. Unlike classical benchmarking approaches that treat performance metrics in isolation, QERS integrates latency, CPU load, signal quality, and key size into a unified, normalized resilience score. A real ESP32-based testbed was used to collect continuous measurements across multiple PQC algorithms and wireless distances, demonstrating that QERS exposes performance and reliability trade-offs that are difficult to observe using single-metric analysis.

Future work will extend QERS with additional real-world indicators such as packet loss, temperature, and latency variance, and will evaluate its behavior across diverse IoT platforms. Overall, QERS provides a reproducible, explainable, and hardware-aware methodology for selecting post-quantum cryptographic algorithms that balance security, efficiency, and operational stability in real IoT deployments.

REFERENCES

- [1] A. Einstein, B. Podolsky, and N. Rosen, "Can quantum-mechanical description of physical reality be considered complete?" *Phys. Rev.*, vol. 47, pp. 777–780, May 1935. [Online]. Available: <https://link.aps.org/doi/10.1103/PhysRev.47.777>
- [2] M. Nofer, K. Bauer, O. Hinz, W. van der Aalst, and C. Weinhardt, "Quantum computing," *Business & Information Systems Engineering*, vol. 65, no. 4, pp. 361–367, 2023. [Online]. Available: <https://doi.org/10.1007/s12599-023-00823-w>
- [3] H. Jaidka, N. Sharma, and R. Singh, "Evolution of iot to iiot: Applications & challenges," in *Proceedings of the International Conference on Innovative Computing & Communications (ICICC) 2020*, May 18 2020, available at SSRN. [Online]. Available: <https://ssrn.com/abstract=3603739>
- [4] P. Mathur, *Overview of IoT and IIoT*. Berkeley, CA: Apress, 2020, pp. 19–43. [Online]. Available: https://doi.org/10.1007/978-1-4842-5549-0_2
- [5] M. Kumar and P. Pattnaik, "Post quantum cryptography(pqc) - an overview: (invited paper)," in *2020 IEEE High Performance Extreme Computing Conference (HPEC)*, 2020, pp. 1–9.
- [6] G. Yalamuri, P. Honnavalli, and S. Eswaran, "A review of the present cryptographic arsenal to deal with post-quantum threats," *Procedia Computer Science*, vol. 215, pp. 834–845, 2022, 4th International Conference on Innovative Data Communication Technology and Application. [Online]. Available: <https://www.sciencedirect.com/science/article/pii/S1877050922021573>
- [7] M. A. Khan and M. A. Khan, "Securing iot in the post-quantum era: Implementation, challenges and future directions," *IEEE Communications Standards Magazine*, pp. 1–1, 2025.
- [8] D. Moody, "Nist pqc standardization update," *National Institute of Standards and Technology*, pp. 2021–10, 2021.
- [9] Yashika and L. Cai, "Security challenges and cryptographic solutions for iot devices," Wilfrid Laurier University, SSRN Working Paper 5357821, Jul. 2025, posted: August 6, 2025. Date Written: July 11, 2025. [Online]. Available: <https://ssrn.com/abstract=5357821>
- [10] T. Liu, G. Ramachandran, and R. Jurdak, "Post-quantum cryptography for internet of things: A survey on performance and optimization," *arXiv*, vol. abs/2401.17538, 2024.

- [11] A. Wiesmaier, N. Alnahawi, T. Grasmeyer, J. Geißler, A. Zeier, P. Bauspieß, and A. Heinemann, "On pqc migration and crypto-agility," 2021. [Online]. Available: <https://arxiv.org/abs/2106.09599>
- [12] S. G. Bhol, J. R. Mohanty, and P. K. Pattnaik, "Cyber security metrics evaluation using multi-criteria decision-making approach," in *Smart Intelligent Computing and Applications*, S. C. Satapathy, V. Bhateja, J. R. Mohanty, and S. K. Udgata, Eds. Singapore: Springer Singapore, 2020, pp. 665–675.
- [13] D. Ameyed, F. Jaafar, F. Petrillo, and M. Cheriet, "Quality and security frameworks for iot-architecture models evaluation," *SN Computer Science*, vol. 4, no. 4, p. 394, May 2023. [Online]. Available: <https://doi.org/10.1007/s42979-023-01815-z>
- [14] S. Al-Sarawi, M. Anbar, R. Abdullah, and A. B. Al Hawari, "Internet of things market analysis forecasts, 2020–2030," in *2020 Fourth World Conference on smart trends in systems, security and sustainability (WorldS4)*. IEEE, 2020, pp. 449–453.
- [15] L. Chen, L. Chen, S. Jordan, Y.-K. Liu, D. Moody, R. Peralta, R. A. Perlner, and D. Smith-Tone, *Report on post-quantum cryptography*. US Department of Commerce, National Institute of Standards and Technology ..., 2016, vol. 12.
- [16] F. Borges, P. R. Reis, and D. Pereira, "A comparison of security and its performance for key agreements in post-quantum cryptography," *IEEE Access*, vol. 8, pp. 142 413–142 422, 2020.
- [17] R. Bavdekar, E. Jayant Chopde, A. Agrawal, A. Bhatia, and K. Tiwari, "Post quantum cryptography: A review of techniques, challenges and standardizations," in *2023 International Conference on Information Networking (ICOIN)*, 2023, pp. 146–151.
- [18] E. M. Barhoumi and Y. Charabi, "Quantum-secure cryptographic primitives for embedded ece systems," *Electronics Communications, and Computing Summit*, vol. 3, no. 2, pp. 98–109, Jun 2025.
- [19] F. Tacchino, A. Chiesa, S. Carretta, and D. Gerace, "Quantum computers as universal quantum simulators: State-of-the-art and perspectives," *Advanced Quantum Technologies*, vol. 3, no. 3, p. 1900052, 2020. [Online]. Available: <https://doi.org/10.1002/qute.201900052>
- [20] J. Preskill, "Quantum computing and the entanglement frontier," 2012. [Online]. Available: <https://arxiv.org/abs/1203.5813>
- [21] M. Nagy and S. G. Akl, "Quantum computing: beyond the limits of conventional computation†," *International Journal of Parallel, Emergent and Distributed Systems*, vol. 22, no. 2, pp. 123–135, 2007. [Online]. Available: <https://doi.org/10.1080/13547500600899209>
- [22] T. Qiu, J. Chi, X. Zhou, Z. Ning, M. Atiquzzaman, and D. O. Wu, "Edge computing in industrial internet of things: Architecture, advances and challenges," *IEEE Communications Surveys & Tutorials*, vol. 22, no. 4, pp. 2462–2488, 2020.
- [23] W. Mao, Z. Zhao, Z. Chang, G. Min, and W. Gao, "Energy-efficient industrial internet of things: Overview and open issues," *IEEE Transactions on Industrial Informatics*, vol. 17, no. 11, pp. 7225–7237, 2021.
- [24] M. Bennis, M. Debbah, and H. V. Poor, "Ultrareliable and low-latency wireless communication: Tail, risk, and scale," *Proceedings of the IEEE*, vol. 106, no. 10, pp. 1834–1853, 2018.
- [25] M. Abbasi, F. Cardoso, P. Váz, J. Silva, and P. Martins, "A practical performance benchmark of post-quantum cryptography across heterogeneous computing environments," *Cryptography*, vol. 9, no. 2, 2025. [Online]. Available: <https://www.mdpi.com/2410-387X/9/2/32>
- [26] D. Lall, A. Agarwal, W. Zhang, L. Lindoy, T. Lindström, S. Webster, S. Hall, N. Chancellor, P. Wallden, R. Garcia-Patron, E. Kashefi, V. Kendon, J. Pritchard, A. Rossi, A. Datta, T. Kapourniotis, K. Georgopoulos, and I. Rungger, "A review and collection of metrics and benchmarks for quantum computers: definitions, methodologies and software," 2025. [Online]. Available: <https://arxiv.org/abs/2502.06717>
- [27] A. Acuaviva, D. Aguirre, R. Peña, and M. Sanz, "Benchmarking quantum computers: Towards a standard performance evaluation approach," 2025. [Online]. Available: <https://arxiv.org/abs/2407.10941>
- [28] H. Soubra, H. Elsayed, Y. Elbrolosy, Y. Adel, and Z. Attia, "Comprehensive review of metrics and measurements of quantum systems," *Metrics*, vol. 2, no. 2, 2025. [Online]. Available: <https://www.mdpi.com/3042-5042/2/2/9>
- [29] Š. Grigaliūnas and R. Brūzgienė, "Towards a unified quantum risk assessment," *Electronics*, vol. 14, no. 17, p. 3338, 2025. [Online]. Available: <https://www.mdpi.com/2079-9292/14/17/3338>
- [30] A. Rehman and O. Alharbi, "Qesif: A lightweight quantum-enhanced iot security framework for smart cities," *Smart Cities*, vol. 8, no. 4, 2025. [Online]. Available: <https://www.mdpi.com/2624-6511/8/4/116>
- [31] M. I. Hossain, S. A. Sumon, H. M. Hasan, F. Akter, M. B. Badhon, and M. N. U. Islam, "Quantum-edge cloud computing: A future paradigm for iot applications," 2024. [Online]. Available: <https://arxiv.org/abs/2405.04824>
- [32] D. Iliadis-Apostolidis, D. C. Lawo, S. Kosta, I. Tafur Monroy, and J. J. Vegas Olmos, "Qrons: Quantum resilience over ipsec tunnels for network slicing," *Electronics*, vol. 14, no. 21, 2025. [Online]. Available: <https://www.mdpi.com/2079-9292/14/21/4234>
- [33] V. Rathi, L. Chopra, R. Rawal, N. Rajput, S. Valia, M. Aggarwal, and A. Gairola, "Qore : Quantum secure 5g/b5g core," 2025. [Online]. Available: <https://arxiv.org/abs/2510.19982>
- [34] B. Dong and Q. Wang, "Epquic: Efficient post-quantum cryptography for quic-enabled secure communication," in *Proceedings of the Great Lakes Symposium on VLSI 2025*, ser. GLSVLSI '25. New York, NY, USA: Association for Computing Machinery, 2025, p. 141–146. [Online]. Available: <https://doi.org/10.1145/3716368.3735199>
- [35] M. Gupta and M. J. Nene, "Quantum computing: A measurement and analysis review," *Concurrency and Computation: Practice and Experience*, vol. 33, no. 20, p. e6344, 2021. [Online]. Available: <https://onlinelibrary.wiley.com/doi/abs/10.1002/cpe.6344>
- [36] D. Marchsreiter, "Towards quantum-safe blockchain: Exploration of pqc and public-key recovery on embedded systems," *IET Blockchain*, vol. 5, no. 1, p. e12094, 2025. [Online]. Available: <https://ietresearch.onlinelibrary.wiley.com/doi/abs/10.1049/blc2.12094>
- [37] A. Jaddoa, H. Alharbi, A. Hommadi, and H. A. Ismael, "Toward scalable and sustainable detection systems: A behavioural taxonomy and utility-based framework for security detection in iot and iiot," *IoT*, vol. 6, no. 4, 2025. [Online]. Available: <https://www.mdpi.com/2624-831X/6/4/62>
- [38] K. S. Kiangala and Z. Wang, "An effective communication prototype for time-critical iiot manufacturing factories using zero-loss redundancy protocols, time-sensitive networking, and edge-computing in an industry 4.0 environment," *Processes*, vol. 9, no. 11, 2021. [Online]. Available: <https://www.mdpi.com/2227-9717/9/11/2084>
- [39] I. Behnke and H. Austad, "Real-time performance of industrial iot communication technologies: A review," *IEEE Internet of Things Journal*, vol. 11, no. 5, pp. 7399–7410, 2024.
- [40] A. Chakraborty, "Multi-criteria decision analysis framework for optimal combination of blockchain to determine scalability in iot," in *2024 IEEE International Conference on Communication, Computing and Signal Processing (IICCCS)*, 2024, pp. 1–6.
- [41] E. Triantaphyllou, *Multi-Criteria Decision Making Methods*. Boston, MA: Springer US, 2000, pp. 5–21. [Online]. Available: https://doi.org/10.1007/978-1-4757-3157-6_2
- [42] A. Ishizaka and P. Nemery, *Multi-criteria decision analysis: methods and software*. John Wiley & Sons, 2013.
- [43] M. Nardo, M. Saisana, A. Saltelli, S. Tarantola, A. Hoffman, and E. Giovannini, *Handbook on Constructing Composite Indicators and User Guide*. Organisation for Economic Co-operation and Development / Joint Research Centre of the European Commission, 09 2008, vol. 2005.
- [44] C. Nash, D. Pearce, and J. Stanley, "An evaluation of cost-benefit analysis criteria," *Scottish Journal of Political Economy*, vol. 22, no. 2, pp. 121–134, 1975. [Online]. Available: <https://onlinelibrary.wiley.com/doi/abs/10.1111/j.1467-9485.1975.tb00054.x>
- [45] A. Aslam, "Quantum computing threats to cryptography: A comprehensive analysis of vulnerabilities, countermeasures, and future-proofing strategies," Preprint, Research Square, Jun. 2025, version 1, <https://doi.org/10.21203/rs.3.rs-6795420/v1>.
- [46] S. Butler, "Security attribute evaluation method: a cost-benefit approach," in *Proceedings of the 24th International Conference on Software Engineering. ICSE 2002*, 2002, pp. 232–240.
- [47] S. A. Butler, "Security attribute evaluation method," Ph.D. dissertation, School of Computer Science, Carnegie Mellon University, 2003.
- [48] G. Dhillon and G. Torkzadeh, "Value-focused assessment of information system security in organizations," *Information Systems Journal*, vol. 16, no. 3, pp. 293–314, 2006. [Online]. Available: <https://onlinelibrary.wiley.com/doi/abs/10.1111/j.1365-2575.2006.00219.x>
- [49] H. Gharavi, J. Granjal, and E. Monteiro, "Post-quantum blockchain security for the internet of things: Survey and research directions,"

- IEEE Communications Surveys & Tutorials*, vol. 26, no. 3, pp. 1748–1774, 2024.
- [50] E. H. Shaw, “A general theory of systems performance criteria,” *International Journal of General Systems*, vol. 38, no. 8, pp. 851–869, 2009. [Online]. Available: <https://doi.org/10.1080/03081070903270543>
 - [51] E. D. Demir, B. Bilgin, and M. C. Onbasli, “Performance analysis and industry deployment of post-quantum cryptography algorithms,” 2025. [Online]. Available: <https://arxiv.org/abs/2503.12952>
 - [52] F. Opiłka, M. Niemiec, M. Gagliardi, and M. A. Kourtis, “Performance analysis of post-quantum cryptography algorithms for digital signature,” *Applied Sciences*, vol. 14, no. 12, 2024. [Online]. Available: <https://www.mdpi.com/2076-3417/14/12/4994>
 - [53] A. Kulkarni, *Multiple Criteria Decision Making*. Springer, 02 2022.
 - [54] S. G. K. Patro and K. K. Sahu, “Normalization: A preprocessing stage,” 2015. [Online]. Available: <https://arxiv.org/abs/1503.06462>
 - [55] V. Belton and T. J. Stewart, *Multiple Criteria Decision Analysis: An Integrated Approach*, 1st ed. New York, NY: Springer, 2002, originally published by Kluwer Academic Publishers, 2002; Hardcover ISBN: 978-0-7923-7505-0; Softcover ISBN: 978-1-4613-5582-3.
 - [56] G. Tasopoulos, J. Li, A. P. Fournaris, R. K. Zhao, A. Sakzad, and R. Steinfeld, “Performance evaluation of post-quantum t1s 1.3 on resource-constrained embedded systems,” in *Information Security Practice and Experience*, C. Su, D. Gritzalis, and V. Puri, Eds. Cham: Springer International Publishing, 2022, pp. 432–451.
 - [57] J. Choi and J. Lee, “Secure and scalable internet of things model using post-quantum macsec,” *Applied Sciences*, vol. 14, no. 10, 2024. [Online]. Available: <https://www.mdpi.com/2076-3417/14/10/4215>
 - [58] B. Alojaiman, “A multi-criteria decision-making process for the selection of an efficient and reliable iot application,” *Processes*, vol. 11, no. 5, 2023. [Online]. Available: <https://www.mdpi.com/2227-9717/11/5/1313>
 - [59] A. Géron, *Hands-On Machine Learning with Scikit-Learn, Keras, and TensorFlow: Concepts, Tools, and Techniques to Build Intelligent Systems*, 2nd ed. Sebastopol, CA, USA: O’Reilly Media, 2019, updated for TensorFlow 2, Early Release.
 - [60] F. Chollet, *Deep Learning with Python*, 2nd ed. Shelter Island, NY, USA: Manning Publications, 2021.
 - [61] A. Tawakuli, D. Kaiser, and T. Engel, “Transforming iot data preprocessing: A holistic, normalized and distributed approach,” in *Proceedings of the 20th ACM Conference on Embedded Networked Sensor Systems*, ser. SenSys ’22. New York, NY, USA: Association for Computing Machinery, 2023, p. 1083–1088. [Online]. Available: <https://doi.org/10.1145/3560905.3567762>
 - [62] D. Ocampo, D. Posso, R. Namakian, and W. Gao, “Adaptive loss weighting for machine learning interatomic potentials,” *Computational Materials Science*, vol. 244, p. 113155, 2024. [Online]. Available: <https://www.sciencedirect.com/science/article/pii/S0927025624003768>
 - [63] B. K. Lee, J. Lessler, and E. A. Stuart, “Improving propensity score weighting using machine learning,” *Statistics in Medicine*, vol. 29, no. 3, pp. 337–346, 2010.
 - [64] J. Chen, J. Holliday, and J. Bradshaw, “A machine learning approach to weighting schemes in the data fusion of similarity coefficients,” *Journal of Chemical Information and Modeling*, vol. 49, no. 2, pp. 185–194, 2009. [Online]. Available: <https://doi.org/10.1021/ci800292d>
 - [65] P. Wang, H. Zhu, M. Wilamowska-Korsak, Z. Bi, and L. Li, “Determination of weights for multiobjective decision making or machine learning,” *IEEE Systems Journal*, vol. 8, no. 1, pp. 63–72, 2014.
 - [66] F. Barbosa, A. Vidal, and F. Mello, “Machine learning for cryptographic algorithm identification,” *Journal of Information Security and Cryptography (Enigma)*, vol. 3, no. 1, pp. 3–8, 2016. [Online]. Available: <https://www.enigmajournal.unb.br/index.php/enigma/article/view/55>
 - [67] K. Sooksatra and P. Rivas, “A review of machine learning and cryptography applications,” in *2020 International Conference on Computational Science and Computational Intelligence (CSCI)*, 2020, pp. 591–597.
 - [68] L. Langsetmo, J. T. Schousboe, B. C. Taylor, J. A. Cauley, H. A. Fink, P. M. Cawthon, D. M. Kado, K. E. Ensrud, and O. F. in Men (MrOS) Research Group, “Advantages and disadvantages of random forest models for prediction of hip fracture risk versus mortality risk in the oldest old,” *JBM Plus*, vol. 7, no. 8, p. e10757, 2023. [Online]. Available: <https://doi.org/10.1002/jbm4.10757>
 - [69] A. Kaushik, L. S. S. Vadlamani, M. M. Hussain, M. Sahay, R. Singh, A. K. Singh, S. Indu, P. Goswami, and N. G. V. Kousik, “Post quantum public and private key cryptography optimized for iot security,” *Wireless Personal Communications*, vol. 129, no. 2, pp. 893–909, 2023. [Online]. Available: <https://doi.org/10.1007/s11277-022-10162-w>
 - [70] I. Reis, D. Baron, and S. Shahaf, “Probabilistic random forest: A machine learning algorithm for noisy data sets,” *The Astronomical Journal*, vol. 157, no. 1, p. 16, 2019.
 - [71] S. Xia, G. Wang, Z. Chen, Y. Duan, and Q. Liu, “Complete random forest based class noise filtering learning for improving the generalizability of classifiers,” *IEEE Transactions on Knowledge and Data Engineering*, vol. 31, no. 11, pp. 2063–2078, 2019.
 - [72] R. P. Masini, M. C. Medeiros, and E. F. Mendes, “Machine learning advances for time series forecasting,” *Journal of Economic Surveys*, vol. 37, no. 1, pp. 76–111, 2023. [Online]. Available: <https://onlinelibrary.wiley.com/doi/abs/10.1111/joes.12429>
 - [73] D. Didona and P. Romano, “Hybrid machine learning/analytical models for performance prediction: A tutorial,” in *Proceedings of the 6th acm/spec international conference on performance engineering*, 2015, pp. 341–344.
 - [74] H. Ibeid, S. Meng, O. Dobon, L. Olson, and W. Gropp, “Learning with analytical models,” in *2019 IEEE International Parallel and Distributed Processing Symposium Workshops (IPDPSW)*, 2019, pp. 778–786.
 - [75] J. R. Carpenter and M. Smuk, “Missing data: A statistical framework for practice,” *Biometrical Journal*, vol. 63, no. 5, pp. 915–947, 2021. [Online]. Available: <https://onlinelibrary.wiley.com/doi/abs/10.1002/bimj.202000196>
 - [76] T. Thomas and E. Rajabi, “A systematic review of machine learning-based missing value imputation techniques,” *Data Technologies and Applications*, vol. 55, no. 4, pp. 558–585, 04 2021. [Online]. Available: <https://doi.org/10.1108/DTA-12-2020-0298>
 - [77] V. Barral Vales, O. C. Fernández, T. Domínguez-Bolaño, C. J. Escudero, and J. A. García-Naya, “Fine time measurement for the internet of things: A practical approach using esp32,” *IEEE Internet of Things Journal*, vol. 9, no. 19, pp. 18 305–18 318, 2022.
 - [78] V. Simadiputra and N. Surantha, “Rasberry: Secure and efficient raspberry-pi based gateway for smarhome iot architecture,” *Bulletin of Electrical Engineering and Informatics*, vol. 10, no. 2, pp. 1035–1045, 2021.
 - [79] K. Cherkaoui Dekkaki, I. Tasic, and M.-D. Cano, “Exploring post-quantum cryptography: Review and directions for the transition process,” *Technologies*, vol. 12, no. 12, 2024. [Online]. Available: <https://www.mdpi.com/2227-7080/12/12/241>
 - [80] A. Scrivano, “A comparative study of classical and post-quantum cryptographic algorithms in the era of quantum computing,” 2025. [Online]. Available: <https://arxiv.org/abs/2508.00832>
 - [81] A. F. Gentile, D. Macrì, D. L. Carnì, E. Greco, and F. Lamonaca, “A performance analysis of security protocols for distributed measurement systems based on internet of things with constrained hardware and open source infrastructures,” *Sensors*, vol. 24, no. 9, 2024. [Online]. Available: <https://www.mdpi.com/1424-8220/24/9/2781>
 - [82] M. Rahmati and N. Rahmati, “Lightweight post-quantum cryptographic frameworks for real-time secure communications in iot edge networks,” *Telecommunication Systems*, vol. 88, no. 4, p. 136, 2025. [Online]. Available: <https://doi.org/10.1007/s11235-025-01372-1>
 - [83] K. Fizza, P. P. Jayaraman, A. Banerjee, N. Auluck, and R. Ranjan, “Iot-qwatch: A novel framework to support the development of quality-aware autonomic iot applications,” *IEEE Internet of Things Journal*, vol. 10, no. 20, pp. 17 666–17 679, 2023.
 - [84] R. Poler, A. Karakostas, S. Vrochidis, A. Marguglio, S. Gálvez-Settler, P. Figueiras, A. Gómez-González, B. Mandler, S. Wellsandt, R. Trevino, S. Bassoumi, and C. Agostinho, “An iot-based reliable industrial data services for manufacturing quality control,” in *2021 IEEE International Conference on Engineering, Technology and Innovation (ICE/ITMC)*, 2021, pp. 1–8.
 - [85] S. Halder and T. Newe, “Enabling secure time-series data sharing via homomorphic encryption in cloud-assisted iiot,” *Future Generation Computer Systems*, vol. 133, pp. 351–363, 2022. [Online]. Available: <https://www.sciencedirect.com/science/article/pii/S0167739X22001078>
 - [86] A. Protogerou, E. V. Kopsacheilis, A. Mpatziakas, K. Papachristou, T. I. Theodorou, S. Papadopoulos, A. Drosou, and D. Tzovaras, “Time series network data enabling distributed intelligence—a holistic iot security platform solution,” *Electronics*, vol. 11, no. 4, p. 529, 2022. [Online]. Available: <https://www.mdpi.com/2079-9292/11/4/529>

- [87] V. A. Thakor, M. A. Razzaque, and M. R. A. Khandaker, "Lightweight cryptography algorithms for resource-constrained iot devices: A review, comparison and research opportunities," *IEEE Access*, vol. 9, pp. 28 177–28 193, 2021.
- [88] E. S. Gardner Jr, "Exponential smoothing: The state of the art," *Journal of forecasting*, vol. 4, no. 1, pp. 1–28, 1985.
- [89] D. Risteski, A. Kulakov, and D. Davcev, "Single exponential smoothing method and neural network in one method for time series prediction," in *IEEE Conference on Cybernetics and Intelligent Systems, 2004.*, vol. 2, 2004, pp. 741–745.
- [90] J. Zhang, M. Zulkernine, and A. Haque, "Random-forests-based network intrusion detection systems," *IEEE Transactions on Systems, Man, and Cybernetics, Part C (Applications and Reviews)*, vol. 38, no. 5, pp. 649–659, 2008.
- [91] N. Kandhouli, S. K. Dhurandher, and I. Woungang, "Random forest classifier-based safe and reliable routing for opportunistic iot networks," *International Journal of Communication Systems*, vol. 34, no. 1, p. e4646, 2021. [Online]. Available: <https://doi.org/10.1002/dac.4646>
- [92] R. Leelavathi, "Smcrp-iot: Secure multi-metric cooperative routing protocol for low-power internet of things networks," *International Journal of Applied Mathematics*, vol. 38, no. 12s, pp. 1775–1789, 2025.
- [93] N. B. Silva, D. F. Pigatto, P. S. Martins, and K. R. Branco, "Case studies of performance evaluation of cryptographic algorithms for an embedded system and a general purpose computer," *Journal of Network and Computer Applications*, vol. 60, pp. 130–143, 2016.
- [94] A.-A. Bouramdane, "Cyberattacks in smart grids: challenges and solving the multi-criteria decision-making for cybersecurity options, including ones that incorporate artificial intelligence, using an analytical hierarchy process," *Journal of Cybersecurity and Privacy*, vol. 3, no. 4, pp. 662–705, 2023.
- [95] M. Abbasi, F. Cardoso, P. Váz, J. Silva, and P. Martins, "A practical performance benchmark of post-quantum cryptography across heterogeneous computing environments," *Cryptography*, vol. 9, no. 2, p. 32, 2025.
- [96] A. Magyari and Y. Chen, "Optimizing sphincs+ for low-power devices," *Electronics*, vol. 14, no. 17, p. 3460, 2025.
- [97] T.-H. Nguyen, D.-T. Dam, P.-P. Duong, B. Kieu-Do-Nguyen, C.-K. Pham, and T.-T. Hoang, "Efficient hardware implementation of the lightweight crystals-kyber," *IEEE Transactions on Circuits and Systems I: Regular Papers*, 2024.
- [98] N. Sklavos, M. Manninger, X. Zhang, O. Koufopavlou, V. Hassler, P. Kitsos, M. Mcloone, P. Hamalainen, A. P. Fournaris, V. Rijmen *et al.*, *Wireless security and cryptography: specifications and implementations*. CRC press, 2017.
- [99] A. Ukil, J. Sen, and S. Koilakonda, "Embedded security for internet of things," in *2011 2nd National Conference on Emerging Trends and Applications in Computer Science*. IEEE, 2011, pp. 1–6.
- [100] Z. Zlatev and I. Dimov, *Computational and numerical challenges in environmental modelling*. Elsevier, 2006, vol. 13.
- [101] R. Kumar, P. Kumar, and Y. Kumar, "Time series data prediction using iot and machine learning technique," *Procedia computer science*, vol. 167, pp. 373–381, 2020.