

Colossal low-field negative magnetoresistance in CaAl₂Si₂-type diluted magnetic semiconductors (Ba,K)(Cd,Mn)₂As₂

B. J. Chen^{1,*}, Z. Deng¹, C. Q. Jin^{1,2,*}

¹ Beijing National Laboratory for Condensed Matter Physics, Institute of Physics, Chinese Academy of Sciences, Beijing 100190, China

² Collaborative Innovation Center of Quantum Matter, Beijing 100190, China

* To whom correspondence should be addressed. E-mail: bijuanchen.5459@gmail.com; Jin@iphy.ac.cn

We report the magnetic and magnetotransport properties of the layered CaAl₂Si₂-type diluted magnetic semiconductor (Ba_{1-x}K_x)(Cd_{1-y}Mn_y)₂As₂ over a broad Mn (spin) substitution range of $0.05 \leq y \leq 0.5$. K substitution introduces hole carriers, whereas Mn provides local moments, resulting in bulk ferromagnetism with Curie temperatures up to ~ 17 K. Intrinsic magnetic ordering is further supported by an anomalous Hall contribution and a specific-heat anomaly near T_C . A key performance feature is a colossal negative magnetoresistance: for heavily Mn-doped compositions ($y \geq 0.3$), $MR = [\rho(H) - \rho(0)]/\rho(0)$ reaches approximately -100% at 2 K and nearly saturates at a relatively low magnetic field of ~ 0.35 T. The combination of soft ferromagnetism, strong spin-charge coupling, and low-field MR saturation highlights (Ba,K)(Cd,Mn)₂As₂ as a promising bulk platform for low-temperature magnetoresistive functionalities.

Keywords: Diluted magnetic semiconductor; magnetoresistance; ferromagnetism; CaAl₂Si₂-

type structure; magnetotransport; anomalous Hall effect.

Introduction

Magnetoresistive materials underpin semiconductor spintronics by enabling electrical readout and manipulation of magnetic states, which are essential for memory, sensing, and spin-based information processing [1, 2]. Within this space, diluted magnetic semiconductors (DMSs) are particularly attractive because they combine semiconducting transport with tunable magnetism, providing a chemically flexible route to integrate magnetic and electronic functionalities in a single materials platform [3]. From a materials perspective, a central objective is to realize large magnetoresistance (MR) at low magnetic fields while maintaining robust magnetic order and controllable carrier density, since these metrics directly impact switching efficiency and device-readout margins.

Early DMS research was driven by Mn-doped III–V semiconductors, especially (Ga,Mn)As, which established the concept of ferromagnetism emerging in a semiconductor host [4–7]. Subsequent materials and nanostructure engineering pushed the Curie temperature of (Ga,Mn)As toward ~ 200 K, underscoring both the promise and the practical challenges of this platform [8, 9]. At the same time, these systems illustrate a key limitation: the magnetic dopant can simultaneously introduce both local moments and carriers, constraining solubility and complicating independent control of spin and charge [3, 10, 11]. This motivates the *decoupled spin and charge doping* strategy in bulk materials, where one substitution channel primarily tunes carrier density while another supplies magnetic moments, enabling clearer structure–chemistry–property relationships and more systematic materials optimization.

Bulk DMS families implementing decoupled doping have expanded rapidly. A representative example is the I–II–V host LiZnAs, where Mn substitution provides local moments and carriers can be tuned independently, establishing a robust bulk DMS frame-

work [12, 13]. In parallel, pnictide-derived bulk systems provide broader chemical design space and higher ordering temperatures, including the “122”-type (ThCr_2Si_2 -structure) DMS $(\text{Ba,K})(\text{Zn,Mn})_2\text{As}_2$ [14, 15]. Related codoping strategies, such as Mn/Cu substitution at the Zn sites in $\text{Ba}(\text{Zn}_{1-2x}\text{Mn}_x\text{Cu}_x)_2\text{As}_2$, further demonstrate the compositional tunability of bulk DMS platforms [16]. Moreover, spectroscopic probes have clarified carrier–moment coupling in the “122” family, providing a basis for linking materials chemistry to electronic structure and magnetic exchange [17, 18].

Beyond maximizing T_C , an increasingly active direction is to engineer extreme magnetotransport performance, particularly large negative MR. Layered pnictide DMS systems adopting the hexagonal CaAl_2Si_2 -type structure are a useful platform because they enable decoupled doping within a layered framework and often exhibit semiconducting or localization-influenced transport, which can amplify field-tunable resistivity changes. Representative CaAl_2Si_2 -type DMS materials include $(\text{Sr,Na})(\text{Zn,Mn})_2\text{As}_2$ and $(\text{Ca,Na})(\text{Zn,Mn})_2\text{As}_2$, and extend to Cd-based analogs such as $(\text{Sr}_{1-x}\text{Na}_x)(\text{Cd}_{1-x}\text{Mn}_x)_2\text{As}_2$, establishing broad chemical accessibility of this structure type [19–21]. Notably, colossal negative MR has been reported in the related CaAl_2Si_2 -type system $(\text{Sr,K})(\text{Zn,Mn})_2\text{As}_2$, highlighting the potential for large MR responses in bulk DMS materials with chemically tunable disorder and magnetic exchange [22]. Follow-up work further discussed magnetic and transport mechanisms in this system [23]. More recent efforts continue to expand the magnetotransport landscape through approaches such as chemical-pressure tuning in bulk DMS systems [24], extension to additional CaAl_2Si_2 -type DMS variants [25], and reports of very large negative MR in other decoupled-doping or disorder-tuned magnetic semiconductors (e.g., $\text{Na}(\text{Zn,Mn})\text{Sb}$) [26, 27]. In addition, emerging layered DMS single-crystal studies highlight the importance of separating intrinsic transport from microstructure-driven effects when benchmarking MR performance [28].

Within this context, $(\text{Ba,K})(\text{Cd,Mn})_2\text{As}_2$ is a compelling CaAl_2Si_2 -type platform in which K

substitution introduces hole carriers and Mn substitution provides local moments, enabling systematic tuning of spin–charge coupling in a layered arsenide host. Earlier work established this compound family as a bulk DMS with sizable negative MR [29]. Here we extend the compositional window to a broad Mn substitution range ($0.05 \leq y \leq 0.5$) and emphasize the high- y regime where MR performance is maximized. By combining magnetization, Hall, and heat-capacity measurements, we strengthen the case for intrinsic magnetic ordering (including an anomalous Hall contribution and a specific-heat anomaly near T_C), and we highlight magnetotransport performance in heavily Mn-doped compositions, which exhibit colossal negative MR approaching -100% at low temperature with near-saturation at relatively low magnetic fields. Together, these results position $(\text{Ba,K})(\text{Cd,Mn})_2\text{As}_2$ as a chemically tunable bulk DMS platform for low-temperature magnetoresistive functionalities and provide materials-level guidance for optimizing MR through composition and magnetic disorder.

Experimental methods

Sample synthesis and Structural characterization

Polycrystalline $(\text{Ba}_{1-x}\text{K}_x)(\text{Cd}_{1-y}\text{Mn}_y)_2\text{As}_2$ samples were prepared by a solid-state reaction method. Two composition series were synthesized: (i) a K-doping series $(\text{Ba}_{1-x}\text{K}_x)(\text{Cd}_{0.9}\text{Mn}_{0.1})_2\text{As}_2$ with $x=0.01, 0.03, 0.04, 0.05, 0.07$, and 0.10 , and (ii) a Mn-doping series $(\text{Ba}_{0.96}\text{K}_{0.04})(\text{Cd}_{1-y}\text{Mn}_y)_2\text{As}_2$ with $0.05 \leq y \leq 0.5$. Starting materials (nominal compositions), including potassium arsenide, barium arsenide, arsenic pieces, cadmium powder, and manganese powder, were thoroughly mixed, loaded into tantalum tubes, sealed under Ar, and heated at 700°C for 24 h, followed by furnace cooling to room temperature. The reacted products were reground, pelletized, sealed in evacuated tantalum tubes, and annealed at 500°C for 24 h (following a procedure similar to that used for BaFZnAs) [30].

Room-temperature powder X-ray diffraction (XRD) was performed using a Philips X’Pert

diffractometer with Cu $K\alpha$ radiation. Rietveld refinements were carried out using the GSAS software package [31].

Magnetic, transport, and thermodynamic measurements

DC magnetization measurements were performed using a Quantum Design SQUID-VSM in the temperature range 2–300 K. Electrical transport measurements were carried out using a Quantum Design PPMS in the temperature range 2–300 K with a standard four-probe configuration; electrical contacts were made using silver paste. Magnetoresistance and Hall measurements were performed in the same PPMS system under applied magnetic fields. Specific heat was measured using the heat-capacity option of the Quantum Design PPMS in the temperature range 2–300 K.

Results and discussion

Crystal structure and composition evolution

Figure 1b shows the powder X-ray diffraction (XRD) patterns of $(\text{Ba}_{1-x}\text{K}_x)(\text{Cd}_{0.9}\text{Mn}_{0.1})_2\text{As}_2$ for $x=0.01, 0.03, 0.04, 0.05, 0.07$, and 0.10 . No structural transition is observed across this composition range. All reflections can be indexed using the hexagonal CaAl_2Si_2 -type structure with space group $P\bar{3}m1$ (Fig. 1a), consistent with the parent compound BaCd_2As_2 [32, 33]. In BaCd_2As_2 , Ba occupies the one-fold Wyckoff position $1a$ (0,0,0), while Cd and As occupy the two-fold Wyckoff position $2d$ ($1/3, 2/3, z$). The structure is layered, featuring Cd-centered $[\text{CdAs}_4]$ tetrahedra and Ba-centered $[\text{BaAs}_6]$ octahedra; along the Ba direction, the Cd_2As_2 layers form a honeycomb-like network. This layered hexagonal framework is distinct from the tetragonal “122”-type ferromagnetic DMS family $(\text{Ba},\text{K})(\text{Zn},\text{Mn})_2\text{As}_2$ [14, 15].

Lattice parameters refined using the GSAS software package [31] are summarized in Fig. 1c. Compared with the parent BaCd_2As_2 ($a=4.4919$ Å and $c=7.6886$ Å), both a and c expand with K doping, whereas they contract with Mn doping (inset of Fig. 1c), supporting successful chemical

substitution. Such systematic lattice evolution is consistent with trends reported for related CaAl_2Si_2 -type bulk DMS families [19, 20].

K-doping dependence of ferromagnetism

To separate the effects of charge and spin doping, we vary one dopant concentration while fixing the other. Figure 2a shows the temperature dependence of magnetization $M(T)$ measured under 500 Oe for $(\text{Ba}_{1-x}\text{K}_x)(\text{Cd}_{0.9}\text{Mn}_{0.1})_2\text{As}_2$ with $x=0.01, 0.03, 0.04, 0.05, 0.07$, and 0.10 , revealing clear signatures of ferromagnetic ordering. Above T_C , the samples are paramagnetic. In the paramagnetic regime, the susceptibility can be described by the Curie–Weiss form (inset of Fig. 2a):

$$(\chi - \chi_0)^{-1} = \frac{T - \theta}{C}, \quad (1)$$

where χ_0 is a temperature-independent term [34], C is the Curie constant, and θ is the Weiss temperature. The maximum T_C is 9.8 K at $x=0.04$. Field-dependent magnetization $M(H)$ for these samples is provided in Fig. S1 (Supplementary Material). The saturation moment M_{sat} follows the same trend as T_C , reaching a maximum of $\sim 0.93 \mu_B/\text{Mn}$ at $x=0.04$. Further increasing K suppresses both T_C and M_{sat} .

This “optimal carrier density” behavior is consistent with the broader view that ferromagnetism in many DMS systems is mediated by carriers (often discussed in RKKY/Zener-type frameworks) [35, 36]. In the present material, K substitution introduces hole carriers and thereby tunes ferromagnetic ordering and the effective Mn–Mn interactions, similar in spirit to other decoupled charge/spin-doped DMS platforms [12–15, 19].

Mn-doping dependence: soft ferromagnetism and competing interactions

Figure 2b shows magnetic hysteresis loops at 2 K for $(\text{Ba}_{0.96}\text{K}_{0.04})(\text{Cd}_{1-y}\text{Mn}_y)_2\text{As}_2$ with $y=0.05, 0.07, 0.10$, and 0.20 . Small coercive fields (H_C) are observed, which are favorable for low-field magnetic switching. With increasing Mn content, M_{sat} decreases from $0.94 \mu_B$ to $0.34 \mu_B$, while H_C increases modestly from 10 Oe to 30 Oe. The inset of Fig. 2b shows that T_C

reaches a maximum of 17 K at $y=0.20$. For heavier Mn substitution, T_C gradually decreases, as summarized in Fig. 2c. Similar non-monotonic $T_C(y)$ behavior has been reported in multiple Mn-doped DMS systems [4, 12, 13, 15, 19, 37, 38].

A plausible interpretation is competition between (i) carrier-regulated ferromagnetic interactions among randomly distributed Mn moments and (ii) increasing antiferromagnetic superexchange associated with Mn–Mn near-neighbor pairs at higher Mn concentrations, in line with theoretical expectations for Mn-doped II–II–V and related DMS chemistries [35]. The relevance of Mn–Mn antiferromagnetic coupling is also underscored by the strong antiferromagnetism of Mn-based parent compounds in related structural motifs (e.g., BaMn_2As_2 -derived systems) [39].

Hall effect: p-type carriers and anomalous Hall response

An anomalous Hall effect (AHE) is widely used as evidence that ferromagnetism couples to itinerant carriers in DMS systems [6, 36]. Here, Hall measurements provide both carrier information and an intrinsic transport signature. For $x=0.04$, the normal Hall response indicates a hole concentration of $n_p \sim 10^{19} \text{ cm}^{-3}$. Above T_C , the Hall resistivity is linear in magnetic field. Figure 2d presents the Hall resistivity of $(\text{Ba}_{0.96}\text{K}_{0.04})(\text{Cd}_{0.9}\text{Mn}_{0.1})_2\text{As}_2$ at 2 K. An AHE component is observed at low fields (arrow) and is highlighted in the top-left inset of Fig. 2d. The extracted hole concentration decreases monotonically upon cooling (bottom-right inset of Fig. 2d), consistent with semiconducting/activated transport and likely contributing to the strong increase of resistivity at low temperature discussed below.

Specific heat: thermodynamic signature near T_C

To further probe the ferromagnetic transition, we measured the zero-field specific heat of $(\text{Ba}_{0.96}\text{K}_{0.04})(\text{Cd}_{0.9}\text{Mn}_{0.1})_2\text{As}_2$ (Fig. 3a). A clear anomaly appears near T_C (arrow), consistent with a paramagnetic–ferromagnetic transition. The low-temperature specific heat data above

T_C can be fitted with:

$$C_{\text{electron}} + C_{\text{lattice}} = \gamma T + \beta_3 T^3 + \beta_5 T^5, \quad (2)$$

yielding $\gamma=14.94 \text{ mJ}\cdot\text{mol}^{-1}\cdot\text{K}^{-2}$ (inset of Fig. 3a). After subtracting lattice and electronic contributions, the magnetic contribution $C_M = C_{\text{tot}} - C_{\text{lattice}} - C_{\text{electron}}$ (Fig. 3b) exhibits a broad feature around T_C , rather than a sharp λ -type anomaly expected for an ideal mean-field transition. Such broadening is plausible in chemically substituted DMS materials where disorder and competing interactions coexist (carrier-regulated ferromagnetism versus Mn–Mn antiferromagnetic tendencies) [35], and may also reflect a distribution of local magnetic environments typical of substituted magnetic systems [40].

Compared with earlier reports on this compound family that primarily emphasized magnetization and transport [29], the thermodynamic signature near T_C provides an additional bulk indicator supporting intrinsic ordering.

Resistivity: activation behavior and opposite roles of K and Mn doping

Figure 4a shows the temperature dependence of resistivity $\rho(T)$ for undoped BaCd_2As_2 , confirming semiconducting behavior. The activation energy $E_a \approx 0.233 \text{ eV}$ is obtained by fitting $\rho(T)$ in the range 180–300 K (inset of Fig. 4a) using:

$$\rho(T) = \rho_0 \exp\left(\frac{E_a}{k_B T}\right), \quad (3)$$

where ρ_0 is a constant and k_B is the Boltzmann constant. This value is smaller than a previously reported experimental estimate ($E_a=0.42 \text{ eV}$) [29], but close to a theoretical prediction of $\sim 0.3 \text{ eV}$ [41].

K substitution substantially reduces resistivity (Fig. 4a), consistent with hole doping. A similar trend is observed in $(\text{Ba}_{1-x}\text{K}_x)(\text{Cd}_{0.9}\text{Mn}_{0.1})_2\text{As}_2$ (open symbols in Fig. 4b), where increasing x monotonically decreases $\rho(T)$. In contrast, increasing Mn content in $(\text{Ba}_{0.96}\text{K}_{0.04})(\text{Cd}_{1-y}\text{Mn}_y)_2\text{As}_2$ (solid symbols in Fig. 4b) increases resistivity, plausibly

reflecting enhanced disorder/localization and spin-dependent scattering introduced by Mn dopants.

Magnetoresistance: evolution to colossal MR at high Mn content and performance benchmarking

Negative magnetoresistance (defined as $MR = [\rho(H) - \rho(0)]/\rho(0)$) below T_C is shown in Fig. S2a. Field-dependent resistivity $\rho(H)$ for $(Ba_{0.96}K_{0.04})(Cd_{0.85}Mn_{0.15})_2As_2$ at several temperatures is shown in Fig. S2b. A small positive MR appears at low fields, which may be related to spin reorientation/rotation processes and has also been discussed for ferromagnetic semiconductors such as $(Ga,Mn)As$ [7].

A large negative MR was previously reported for $(Ba,K)(Cd,Mn)_2As_2$ with Mn content up to $y=0.2$ [29]. Here we extend to substantially heavier Mn substitution ($0.05 \leq y \leq 0.5$) and observe a pronounced enhancement of MR in the high- y regime. As shown in Fig. 4c, the magnitude of negative MR increases strongly with Mn content, and colossal negative MR becomes evident at $y=0.3$, approaching -100% at low temperature.

Figure 4d shows $\rho(T)$ of $(Ba_{0.96}K_{0.04})(Cd_{0.7}Mn_{0.3})_2As_2$ measured under various magnetic fields. The MR grows rapidly upon cooling, and the resistivity becomes very large at low temperature, consistent with an insulating/localized transport regime in which magnetic field can strongly modify carrier scattering and/or localization. At 2 K, the negative MR approaches -100% and nearly saturates at a relatively low magnetic field of ~ 0.35 T (inset of Fig. 4d). This low-field saturation is attractive from a performance perspective because it suggests that large resistivity modulation can be achieved without requiring multi-tesla fields.

The strong low-temperature enhancement of negative MR at high y is consistent with field-suppressed spin disorder and/or field-assisted delocalization scenarios that have been discussed for magnetic semiconductors and related disordered magnetic conductors [42, 43]. Because the present samples are polycrystalline, microstructure (e.g., grain boundaries) may further

amplify the field response. Importantly, regardless of the detailed microscopic origin, the robust observation of colossal negative MR in the heavily Mn-doped regime establishes a clear materials-performance trend: increasing Mn enhances disorder/localization and strengthens the MR response, while K doping reduces the baseline resistivity by increasing hole density.

Finally, both $(\text{Ba}_{0.96}\text{K}_{0.04})(\text{Cd}_{0.6}\text{Mn}_{0.4})_2\text{As}_2$ and $(\text{Ba}_{0.96}\text{K}_{0.04})(\text{Cd}_{0.5}\text{Mn}_{0.5})_2\text{As}_2$ exhibit similar behavior (Figs. S2c and S2d), supporting the reproducibility of the colossal MR trend in the heavily Mn-doped window. Colossal negative MR has also been reported in other CaAl_2Si_2 -type bulk DMS systems such as $(\text{Sr},\text{K})(\text{Zn},\text{Mn})_2\text{As}_2$ [22]. The comparable MR magnitude, together with low-field saturation in $(\text{Ba},\text{K})(\text{Cd},\text{Mn})_2\text{As}_2$, strengthens the case that layered, decoupled-doping bulk DMS materials can serve as chemically tunable platforms for magnetoresistive functionalities at low temperature.

Conclusions

In summary, we synthesized and systematically investigated the structural, magnetic, thermodynamic, and magnetotransport properties of the layered CaAl_2Si_2 -type diluted magnetic semiconductor $(\text{Ba}_{1-x}\text{K}_x)(\text{Cd}_{1-y}\text{Mn}_y)_2\text{As}_2$ over a broad Mn substitution range of $0.05 \leq y \leq 0.5$. Powder XRD confirms that all compositions retain the same hexagonal structure, and the monotonic evolution of lattice parameters with K and Mn substitution supports successful chemical doping.

Ferromagnetic ordering is realized through decoupled charge (K) and spin (Mn) doping. The Curie temperature and saturation moment are optimized at intermediate carrier doping: T_C reaches 9.8 K at $x=0.04$ for fixed $y=0.10$, while the Mn-doping series at fixed $x=0.04$ shows a maximum $T_C \approx 17$ K at $y=0.20$, followed by a gradual decrease at higher Mn contents. The intrinsic nature of magnetic ordering is further supported by an anomalous Hall contribution at low fields and a specific-heat anomaly near T_C .

Most importantly from a materials-performance perspective, the magnetoresistance is strongly enhanced in the heavily Mn-doped regime. For $y \geq 0.3$, the system exhibits colossal negative magnetoresistance approaching -100% at 2 K, with near-saturation at a relatively low magnetic field of ~ 0.35 T. This low-field saturation, together with soft ferromagnetism and clear intrinsic magnetic signatures, highlights $(\text{Ba,K})(\text{Cd,Mn})_2\text{As}_2$ as a chemically tunable bulk DMS platform for low-temperature magnetoresistive functionalities, and provides guidance for optimizing MR through composition-controlled carrier density and magnetic disorder.

Acknowledgments—This work was supported by the National Science Foundation and the Ministry of Science and Technology (MOST) of China.

Author Contributions—C. Q. J. and B. J. C. conceived and coordinated the work. B. J. C. designed and grew the polycrystalline $(\text{Ba,K})(\text{Cd,Mn})_2\text{As}_2$ samples, performed preliminary characterizations, and carried out the magnetic susceptibility and electronic transport measurements with the help of Z. D. B. J. C. analyzed the data. C. Q. J., B. J. C., and Z. D. wrote the manuscript.

Competing interests—The authors declare no competing interests.

Data availability—The data that support the findings of this study are available from the corresponding author upon reasonable request.

References

- [1] D. D. Awschalom, M. E. Flatté, Challenges for semiconductor spintronics, *Nature Physics* 3 (3) (2007) 153–159. doi:10.1038/nphys551.
- [2] I. Žutić, J. Fabian, S. Das Sarma, Spintronics: Fundamentals and applications, *Reviews of Modern Physics* 76 (2) (2004) 323–410. doi:10.1103/RevModPhys.76.323.

- [3] T. Dietl, A ten-year perspective on dilute magnetic semiconductors and oxides, *Nature Materials* 9 (12) (2010) 965–974. doi:10.1038/nmat2898.
- [4] H. Ohno, Making nonmagnetic semiconductors ferromagnetic, *Science* 281 (5379) (1998) 951–956. doi:10.1126/science.281.5379.951.
- [5] H. Ohno, A. Shen, F. Matsukura, A. Oiwa, A. Endo, S. Katsumoto, Y. Iye, (ga,mn)as: A new diluted magnetic semiconductor based on gaas, *Applied Physics Letters* 69 (3) (1996) 363–365. doi:10.1063/1.118061.
- [6] T. Jungwirth, J. Sinova, J. Mašek, J. Kučera, A. H. MacDonald, Theory of ferromagnetic (iii,mn)v semiconductors, *Reviews of Modern Physics* 78 (3) (2006) 809–864. doi:10.1103/RevModPhys.78.809.
- [7] F. Matsukura, H. Ohno, A. Shen, Y. Sugawara, Transport properties and origin of ferromagnetism in (ga,mn)as, *Physical Review B* 57 (1998) R2037–R2040. doi:10.1103/PhysRevB.57.R2037.
- [8] M. Wang, R. P. Campion, A. W. Rushforth, K. W. Edmonds, C. T. Foxon, B. L. Gallagher, Achieving high Curie temperature in (ga,mn)as, *Applied Physics Letters* 93 (13) (2008) 132103. doi:10.1063/1.2992200.
- [9] L. Chen, X. Yang, F. Yang, J. Zhao, J. Misuraca, P. Xiong, S. von Molnár, Enhancing the Curie temperature of ferromagnetic semiconductor (ga,mn)as to 200 K via nanostructure engineering, *Nano Letters* 11 (7) (2011) 2584–2589. doi:10.1021/nl201187m.
- [10] N. Samarth, A model ferromagnetic semiconductor, *Nature Materials* 9 (12) (2010) 955–956. doi:10.1038/nmat2908.

- [11] S. Chambers, Is it really intrinsic ferromagnetism?, *Nature Materials* 9 (12) (2010) 956–957. doi:10.1038/nmat2905.
- [12] Z. Deng, C. Q. Jin, Q. Q. Liu, et al., Li(zn,mn)as as a new generation ferromagnet based on a i-ii-v semiconductor, *Nature Communications* 2 (2011) 422. doi:10.1038/ncomms1425.
- [13] Z. Deng, et al., Diluted ferromagnetic semiconductor li(zn,mn)p with decoupled charge and spin doping, *Physical Review B* 88 (2013) 081203. doi:10.1103/PhysRevB.88.081203.
- [14] K. Zhao, Z. Deng, X. C. Wang, et al., New diluted ferromagnetic semiconductor with Curie temperature up to 180 K and isostructural to the “122” iron-based superconductors, *Nature Communications* 4 (2013) 1442. doi:10.1038/ncomms2447.
- [15] K. Zhao, et al., Ferromagnetism at 230 K in $(\text{ba}_{0.7}\text{k}_{0.3})(\text{zn}_{0.85}\text{mn}_{0.15})_2\text{as}_2$ diluted magnetic semiconductor, *Chinese Science Bulletin* 59 (2014) 2524–2527. doi:10.1007/s11434-014-0398-z.
- [16] H. Man, S. Guo, Y. Sui, Y. Guo, B. Chen, H. Wang, C. Ding, F. L. Ning, $\text{Ba}(\text{zn}_{1-2x}\text{mn}_x\text{cu}_x)_2\text{as}_2$: A bulk form diluted ferromagnetic semiconductor with mn and cu codoping at zn sites, *Scientific Reports* 5 (2015) 15507. doi:10.1038/srep15507.
- [17] H. Suzuki, K. Zhao, G. Shibata, Y. Takahashi, S. Sakamoto, K. Yoshimatsu, B. J. Chen, H. Kumigashira, F. H. Chang, H. J. Lin, et al., Photoemission and x-ray absorption studies of the diluted magnetic semiconductor $\text{ba}_{1-x}\text{k}_x(\text{zn}_{1-y}\text{mn}_y)_2\text{as}_2$ isostructural to Fe-based superconductors, *Physical Review B* 91 (2015) 140401. doi:10.1103/PhysRevB.91.140401.

- [18] H. Suzuki, et al., Fermi surfaces and p - d hybridization in the diluted magnetic semiconductor $\text{Ba}_{1-x}\text{K}_x(\text{Zn}_{1-y}\text{Mn}_y)_2\text{As}_2$ studied by soft x-ray angle-resolved photoemission spectroscopy, *Physical Review B* 92 (2015) 235120. doi:10.1103/PhysRevB.92.235120.
- [19] B. J. Chen, et al., $(\text{Sr},\text{Na})(\text{Zn},\text{Mn})_2\text{As}_2$: a diluted ferromagnetic semiconductor with the hexagonal CaAl_2Si_2 type structure, *Physical Review B* 90 (2014) 155202. doi:10.1103/PhysRevB.90.155202.
- [20] K. Zhao, B. J. Chen, Z. Deng, et al., $(\text{Ca},\text{Na})(\text{Zn},\text{Mn})_2\text{As}_2$: a new spin and charge doping decoupled diluted ferromagnetic semiconductor, *Journal of Applied Physics* 116 (2014) 163906. doi:10.1063/1.4899190.
- [21] B. Chen, Z. Deng, W. Li, M. Gao, Z. Li, G. Zhao, S. Yu, X. Wang, Q. Liu, C. Jin, $(\text{Sr}_{1-x}\text{Na}_x)(\text{Cd}_{1-x}\text{Mn}_x)_2\text{As}_2$: A new charge and spin doping decoupled diluted magnetic semiconductors with CaAl_2Si_2 -type structure, *Journal of Applied Physics* 120 (8) (2016) 083902. doi:10.1063/1.4961565.
- [22] X. Yang, Q. Chen, Y. Li, Z. Wang, J. Bao, Y. Li, Q. Tao, G. Cao, Z.-A. Xu, $\text{Sr}_{0.9}\text{K}_{0.1}\text{Zn}_{1.8}\text{Mn}_{0.2}\text{As}_2$: A ferromagnetic semiconductor with colossal magnetoresistance, *Europhysics Letters (EPL)* 107 (2014) 67007. doi:10.1209/0295-5075/107/67007.
- [23] J. Yang, S. Luo, Y. Xiong, Magnetic mechanism investigations on k and mn co-doped diluted magnetic semiconductor $(\text{Sr},\text{K})(\text{Zn},\text{Mn})_2\text{As}_2$, *Journal of Magnetism and Magnetic Materials* 407 (2016) 334–340. doi:10.1016/j.jmmm.2016.02.012.
- [24] S. Yu, G. Zhao, Y. Peng, X. Zhu, X. Wang, J. Zhao, L. Cao, W. Li, Z. Li, Z. Deng, C. Jin, A substantial increase of Curie temperature in a new type of diluted magnetic

- semiconductors via effects of chemical pressure, *APL Materials* 7 (10) (2019) 101119. doi:10.1063/1.5120719.
- [25] J. Dong, X. Zhao, L. Fu, Y. Gu, R. Zhang, Q. Yang, L. Xie, F. Ning, (ca,k)(zn,mn)₂as₂: Ferromagnetic semiconductor induced by decoupled charge and spin doping in cazn₂as₂, *Journal of Semiconductors* 43 (7) (2022) 072501. doi:10.1088/1674-4926/43/7/072501.
- [26] S. Yu, Y. Peng, G. Zhao, J. Zhao, X. Wang, J. Zhang, Z. Deng, C. Jin, Colossal negative magnetoresistance in spin glass na(zn,mn)sb, *Journal of Semiconductors* 44 (3) (2023) 032501. doi:10.1088/1674-4926/44/3/032501.
- [27] G. Zhao, X. Li, S. Yu, H. Chen, Y. Hu, Y. Cai, S. Guo, B. Gu, F. Ning, K. M. Kojima, Z. Deng, Y. Xing, H.-J. Gao, X. Zhou, G. Su, S. Maekawa, C. Jin, Y. J. Uemura, Spin-charge interplay in the diluted magnetic semiconductor na(zn,mn)sb studied by multiprobe measurements and simulations, *Physical Review B* 112 (2025) 075104. doi:10.1103/PhysRevB.112.075104.
- [28] Y. Peng, L. Shi, G. Zhao, J. Zhang, J. Zhao, X. Wang, Z. Deng, C. Jin, Colossal magnetoresistance in layered diluted magnetic semiconductor rb(zn,li,mn)₄as₃ single crystals, *Nanomaterials* 14 (3) (2024) 263. doi:10.3390/nano14030263.
- [29] X. Yang, Y. Li, P. Zhang, H. Jiang, Y. Luo, Q. Chen, C. Feng, C. Cao, J. Dai, Q. Tao, G. Cao, Z. Xu, K and mn co-doped bacd₂as₂: a hexagonal structured bulk diluted magnetic semiconductor with large magnetoresistance, *Journal of Applied Physics* 114 (2013) 223905. doi:10.1063/1.4842875.
- [30] B. Chen, Z. Deng, X. Wang, S. Feng, Z. Yuan, S. Zhang, Q. Liu, C. Jin, Structural stability at high pressure, electronic, and magnetic properties of bafznas: A new candidate of host

- material of diluted magnetic semiconductors, Chinese Physics B 25 (7) (2016) 077503. doi:10.1088/1674-1056/25/7/077503.
- [31] A. C. Larson, R. B. Von Dreele, GSAS: General Structure Analysis System, LANSCE, MS-H805, Los Alamos National Laboratory, Los Alamos, New Mexico (1994).
- [32] P. Klüfers, A. Mewis, AB₂X₂-verbindungen mit CaAl₂Si₂-struktur, Zeitschrift für Kristallographie 169 (1984) 135.
- [33] A. Mewis, Ternary phosphides with the ThCr₂Si₂ structure, Zeitschrift für Naturforschung B 35 (1980) 141.
- [34] A. Erickson, et al., Ferromagnetism in the Mott insulator Ba₂NaOsO₆, Physical Review Letters 99 (2007) 016404. doi:10.1103/PhysRevLett.99.016404.
- [35] J. K. Glasbrenner, I. Žutić, I. I. Mazin, Theory of Mn-doped II-II-V semiconductors, Physical Review B 90 (2014) 140403. doi:10.1103/PhysRevB.90.140403.
- [36] T. Dietl, H. Ohno, F. Matsukura, J. Cibert, D. Ferrand, Zener model description of ferromagnetism in zinc-blende magnetic semiconductors, Science 287 (5455) (2000) 1019–1022. doi:10.1126/science.287.5455.1019.
- [37] B. J. Chen, et al., New fluoride-arsenide diluted magnetic semiconductor (Ba,K)F(Zn,Mn)As with independent spin and charge doping, Scientific Reports 6 (2016) 36578. doi:10.1038/srep36578.
- [38] B. Chen, Z. Deng, W. Li, M. Gao, J. Zhao, G. Zhao, S. Yu, X. Wang, Q. Liu, C. Jin, Li(Zn,Co,Mn)As: A bulk form diluted magnetic semiconductor with Co and Mn co-doping at Zn sites, AIP Advances 6 (11) (2016) 115014. doi:10.1063/1.4967778.

- [39] A. Pandey, et al., $\text{Ba}_{1-x}\text{K}_x\text{Mn}_2\text{As}_2$: An antiferromagnetic local-moment metal, *Physical Review Letters* 108 (2012) 087005. doi:10.1103/PhysRevLett.108.087005.
- [40] M. Bouvier, P. Lethuillier, D. Schmitt, Specific heat in some gadolinium compounds. i. experimental, *Physical Review B* 43 (1991) 13137. doi:10.1103/PhysRevB.43.13137.
- [41] L. Hua, Q. L. Zhu, Electronic structure and magnetic properties of diluted magnetic semiconductor K and Mn co-doped BaCd_2As_2 from first-principles calculations, *Modern Physics Letters B* 28 (2014) 1450111. doi:10.1142/S0217984914501115.
- [42] K.-I. Kobayashi, T. Kimura, H. Sawada, K. Terakura, Y. Tokura, Room-temperature magnetoresistance in an oxide material with an ordered double-perovskite structure, *Nature* 395 (6703) (1998) 677–680. doi:10.1038/27167.
- [43] S. von Molnár, A. Briggs, J. Flouquet, G. Remenyi, Electron localization in a magnetic semiconductor: $\text{Gd}_{3-x}\text{V}_x\text{S}_4$, *Physical Review Letters* 51 (8) (1983) 706–709. doi:10.1103/PhysRevLett.51.706.

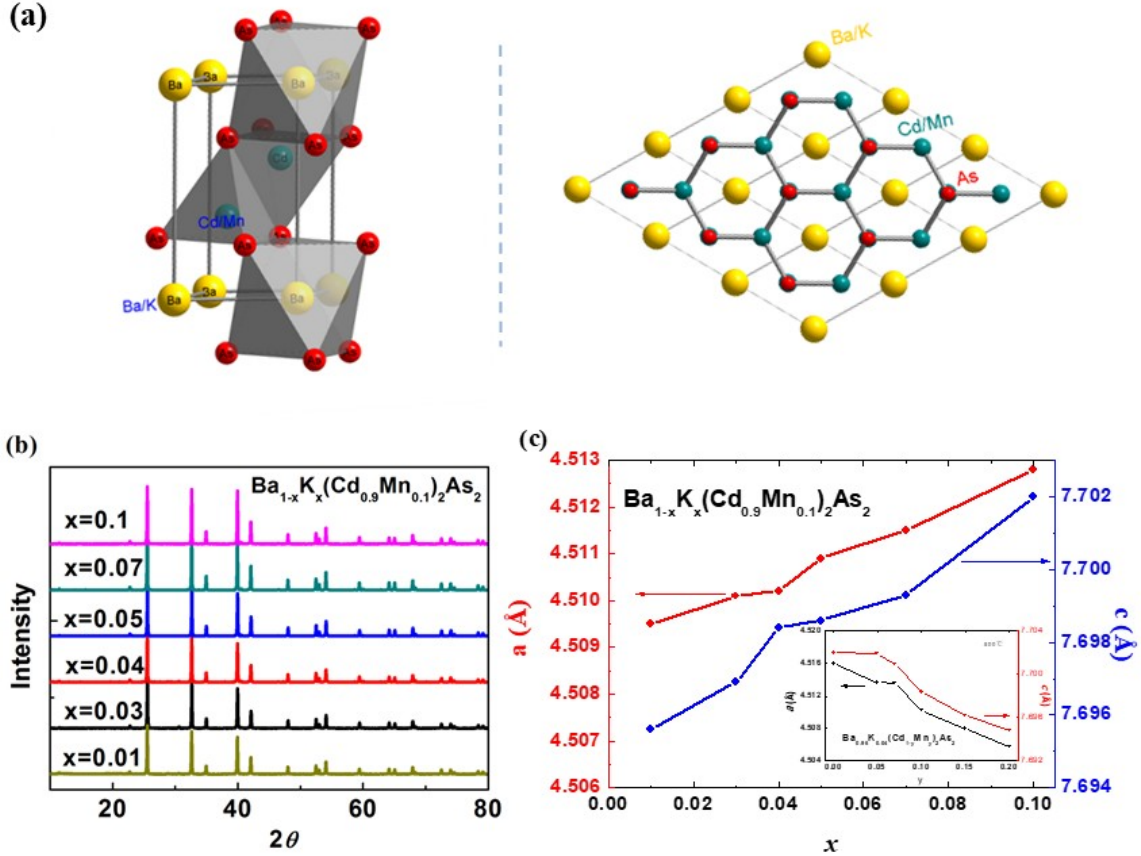


Fig. 1: Crystal structure and phase characterization of CaAl_2Si_2 -type $(\text{Ba},\text{K})(\text{Cd},\text{Mn})_2\text{As}_2$. **a** Crystal structure of $(\text{Ba},\text{K})(\text{Cd},\text{Mn})_2\text{As}_2$ (space group $P\bar{3}m1$), composed of CdAs_4 tetrahedra and BaAs_6 octahedra and forming a layered Cd_2As_2 network. **b** Powder X-ray diffraction patterns of $(\text{Ba}_{1-x}\text{K}_x)(\text{Cd}_{0.9}\text{Mn}_{0.1})_2\text{As}_2$ for $x=0.01, 0.03, 0.04, 0.05, 0.07$, and 0.10 . All patterns can be indexed by the CaAl_2Si_2 -type structure, indicating no structural transition across the measured K-doping range. **c** Lattice parameters refined from XRD as a function of composition. Both a and c expand with K substitution, whereas Mn substitution leads to a contraction (inset), supporting successful chemical doping.

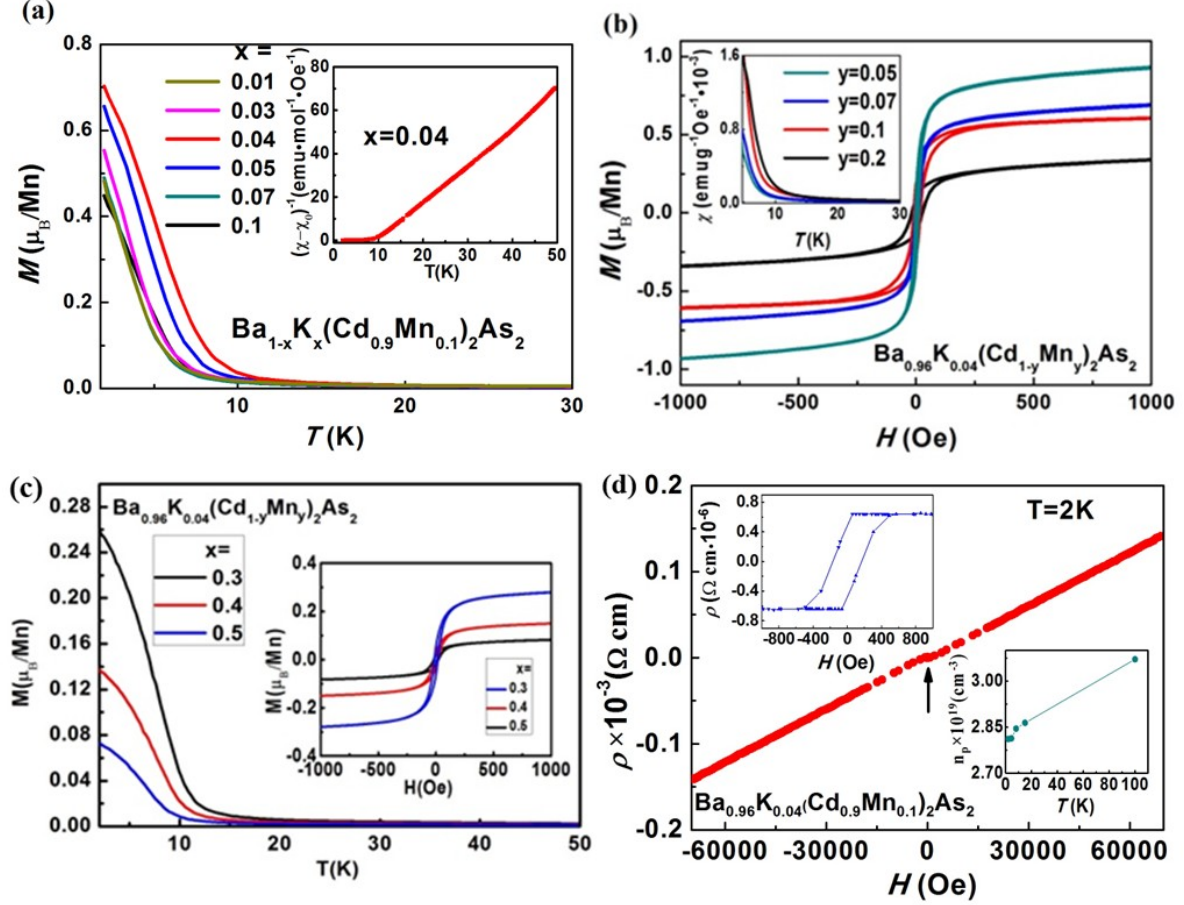


Fig. 2: Ferromagnetism and Hall response in $(\text{Ba},\text{K})(\text{Cd},\text{Mn})_2\text{As}_2$ with decoupled charge and spin doping. **a** Temperature dependence of magnetization $M(T)$ measured under 500 Oe for the K-doping series $(\text{Ba}_{1-x}\text{K}_x)(\text{Cd}_{0.9}\text{Mn}_{0.1})_2\text{As}_2$ with $x=0.01$ – 0.10 , showing ferromagnetic ordering; inset: Curie–Weiss analysis in the paramagnetic regime. **b** Magnetic hysteresis loops $M(H)$ at 2 K for the Mn-doping series $(\text{Ba}_{0.96}\text{K}_{0.04})(\text{Cd}_{1-y}\text{Mn}_y)_2\text{As}_2$ with $y=0.05, 0.07, 0.10$, and 0.20 , demonstrating soft ferromagnetism with small coercive fields; inset: T_C evolution with Mn content. **c** Temperature dependence of magnetization for heavily Mn-doped compositions (representative high- y samples), illustrating the reduction of T_C at higher Mn concentrations. **d** Hall resistivity $\rho_{xy}(H)$ of $(\text{Ba}_{0.96}\text{K}_{0.04})(\text{Cd}_{0.9}\text{Mn}_{0.1})_2\text{As}_2$ at 2 K, showing an anomalous Hall contribution at low fields (top-left inset); bottom-right inset: temperature dependence of hole concentration extracted from the normal Hall coefficient, indicating p -type carriers with $n_p \sim 10^{19}\text{ cm}^{-3}$.

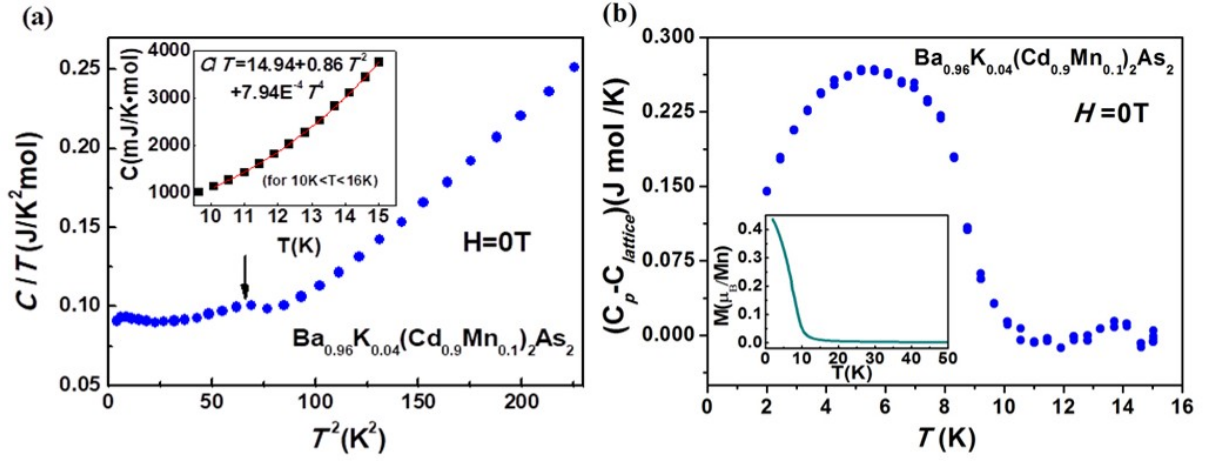


Fig. 3: Specific-heat evidence for intrinsic magnetic ordering. **a** Zero-field specific heat $C(T)$ of $(\text{Ba}_{0.96}\text{K}_{0.04})(\text{Cd}_{0.9}\text{Mn}_{0.1})_2\text{As}_2$, showing an anomaly near T_C (arrow); inset: low-temperature fit using $C_{\text{electron}} + C_{\text{lattice}} = \gamma T + \beta_3 T^3 + \beta_5 T^5$, yielding $\gamma = 14.94 \text{ mJ}\cdot\text{mol}^{-1}\cdot\text{K}^{-2}$. **b** Magnetic contribution $C_M(T)$ obtained after subtracting electronic and lattice terms, exhibiting a broad feature around T_C ; inset: susceptibility/magnetization data for the same composition, consistent with the transition temperature.

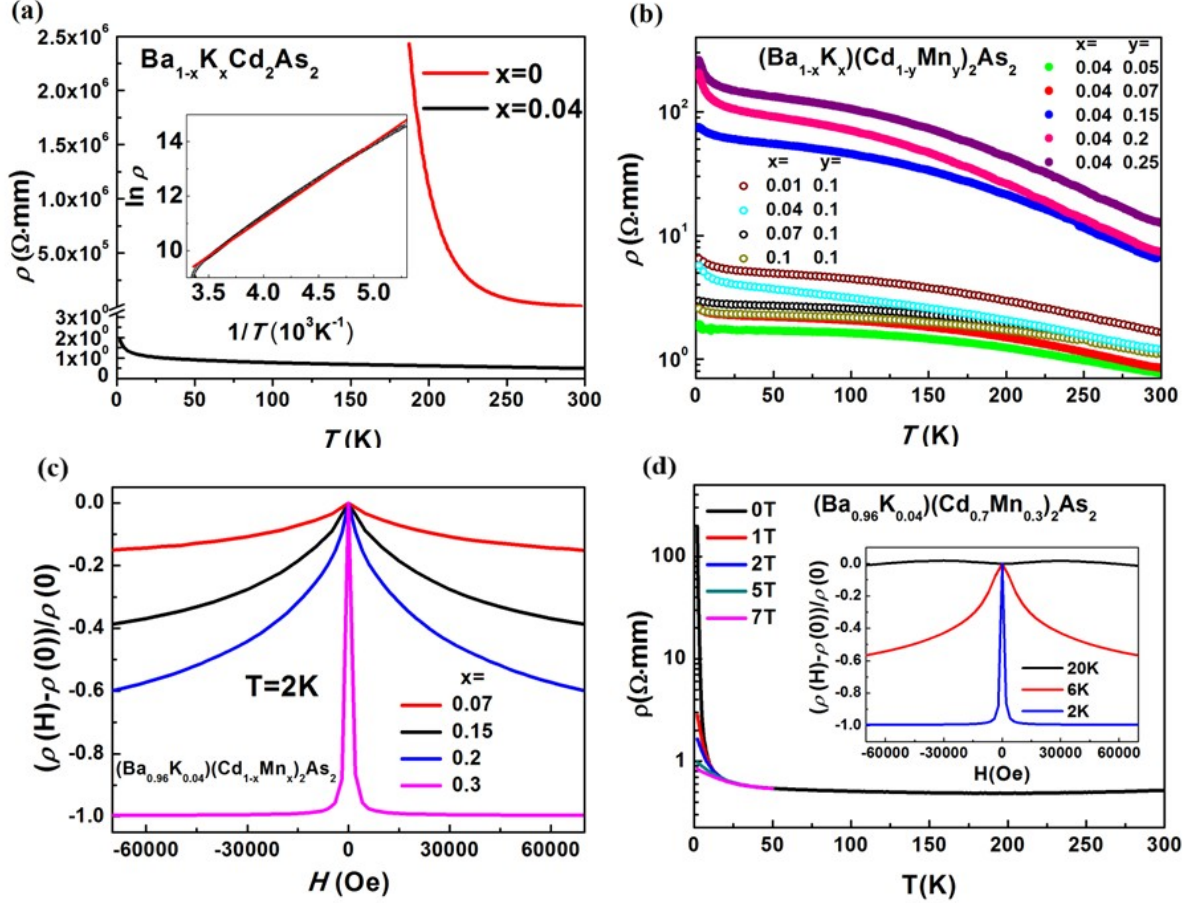


Fig. 4: Transport evolution and colossal low-field negative magnetoresistance in $(\text{Ba},\text{K})(\text{Cd},\text{Mn})_2\text{As}_2$. **a** Temperature dependence of resistivity $\rho(T)$ for the parent compound BaCd_2As_2 and representative K-doped sample(s); inset: Arrhenius plot and thermal-activation fit used to extract the activation energy. **b** Composition dependence of $\rho(T)$ for $(\text{Ba}_{1-x}\text{K}_x)(\text{Cd}_{0.9}\text{Mn}_{0.1})_2\text{As}_2$ (varying x ; open symbols) and $(\text{Ba}_{0.96}\text{K}_{0.04})(\text{Cd}_{1-y}\text{Mn}_y)_2\text{As}_2$ (varying y ; solid symbols), illustrating opposite effects of charge (K) doping and spin/disorder (Mn) doping on resistivity. **c** Magnetoresistance at 2 K for $(\text{Ba}_{0.96}\text{K}_{0.04})(\text{Cd}_{1-x}\text{Mn}_x)_2\text{As}_2$ with increasing Mn content, defined as $\text{MR} = [\rho(H) - \rho(0)]/\rho(0)$, highlighting the strong enhancement toward the heavily Mn-doped regime. **d** Field-dependent transport of the heavily Mn-doped composition $(\text{Ba}_{0.96}\text{K}_{0.04})(\text{Cd}_{0.7}\text{Mn}_{0.3})_2\text{As}_2$: $\rho(T)$ measured under various magnetic fields; inset: $\text{MR}(H)$ at selected temperatures showing a colossal negative MR approaching -100% at 2 K with near-saturation at a low field of $\sim 0.35\text{ T}$.