

The Tag is the Signal: URL-Agnostic Credibility Scoring for Messages on Telegram

Yipeng Wang, Huy Gia Han Vu, Mohit Singhal

Northeastern University
{wang.yipen, vu.hu, m.singhal}@northeastern.edu

Abstract

Telegram has become one of the leading platforms for disseminating misinformational messages. However, many existing pipelines still classify each message’s credibility based on the reputation of its associated domain names or its lexical features. Such methods work well on traditional long-form news articles published by well-known sources, but high-risk posts on Telegram are short and URL-sparse, leading to failures for link-based and standard TF-IDF models. To this end, we propose the TAG2CRED pipeline, a method designed for such short, convoluted messages. Our model will directly score each post based on the tags assigned to the text. We designed a concise label system that covers the dimensions of theme, claim type, call to action, and evidence. The fine-tuned large language model (LLM) assigns tags to messages and then maps these tags to calibrated risk scores in the $[0, 1]$ interval through L2-regularized logistic regression. We evaluated 87,936 Telegram messages associated with Media Bias/Fact Check (MBFC), using URL masking and domain-disjoint splits. The results showed that the ROC-AUC of the TAG2CRED model reached 0.871, the macro-F1 value was 0.787, and the Brier score was 0.167, outperforming the baseline TF-IDF (macro-F1 value 0.737, Brier score 0.248); at the same time, the number of features used in this model is much smaller, and the generalization ability on infrequent domains is stronger. The performance of the stacked ensemble model (TF-IDF + TAG2CRED + SBERT) was further improved over the baseline SBERT. ROC-AUC reached 0.901 and the macro-F1 value was 0.813 (Brier score 0.114). This indicates that style labels and lexical features may capture different but complementary dimensions of information risk.

Introduction

Social media platforms have become the core infrastructure for information exchange and mobilization (De Choudhury et al. 2016; Venâncio et al. 2024; Pera and Aiello 2025; Singhal et al. 2023b; Verma et al. 2011). The dissemination of low-credibility information often depends not only on the factuality of the claim itself, but also on the use of rhetorical devices such as assertive language, emotional appeal, selective evidence, and a direct call to action (Da San Martino et al. 2019; Dimitrov et al. 2021; Solovev and Pröllochs 2022; Da San Martino et al. 2020; Singhal et al. 2023a). For

analysts and platform operators, this poses an operational prioritization problem: amid the continuous influx of heterogeneous posts, what information should be prioritized for the in-depth verification and intervention process? Most of the existing studies solve this problem by taking the information source as a proxy indicator of credibility, using media-level resources like Media Bias/Fact Check (MBFC) (Media Bias/Fact Check 2025) and transmitting the source evaluation results to specific posts through URLs and domain names (Baly et al. 2018; Bozarth, Saraf, and Budak 2020; Weld, Glenski, and Althoff 2021; Volkova et al. 2017; Kumarswamy, Singhal, and Nilizadeh 2025; Nakov et al. 2024; Samory, Kesiz Abnoui, and Mitra 2020).

Telegram messages are usually short and often lack standard URLs. Even when links are present, they may be obfuscated, nested in tracking layers, or point to domain names that are not included in the credibility list (Benevenuto and Melo 2024; Roy et al. 2025). On the other hand, the Telegram ecosystem is characterized by a long-tail distribution: a few core, large-scale channels account for most of the link traffic, while long-tail channels often spread screenshots, forwarded claims, and unrated domain names (Kireev et al. 2025; Steffen 2025; Vafa et al. 2025). This leads to overestimating the risk level of low-risk core channels and systematically underestimating the high-risk content in long-tail channels by only evaluating the content through domain-name credibility (Xu and Livshits 2019; Roy et al. 2025).

We propose TAG2CRED, a URL-agnostic framework for message-level credibility-risk scoring on social platforms, and we study it in depth on Telegram as a particularly URL-sparse and short message-heavy setting. The novelty of this method is to replace high-dimensional lexical features and fragile source-identification pipelines with a compact and human-readable tag system, which captures the recurring rhetorical strategies observed in each message. TAG2CRED is positioned as a prioritization layer. Its core function is to generate interpretable risk scores and strategy summaries, and filter out a small number of messages for in-depth verification.

In this paper we define a simplified rhetorical tag system through qualitative open coding that covers four unique dimensions: *theme* (such as finance/cryptocurrency, public health/medicine), *rhetorical stance/claim types* (such as fact assertion, emotional appeal), *call to action* (such as join/sub-

scribe, Buy/invest/donate), and *evidence presentation* (such as external links, charts/screenshots, or no evidence). We collected 9,371,099 Telegram messages from 234 public channels. Our supervised evaluation focuses on the resulting MBFC-linkable subset of 87,936 messages (out of the 9.37M collected). Using an annotated seed Telegram message set, we fine-tuned a large language model (Qwen-32B) as a constrained label-assignment model to output the above labels for new messages. The resulting low-dimensional tag vector explicitly excludes URLs, domain names, and other source-identity features. We then trained an ℓ_2 -regularized logistic regression model on the tag vectors and applied post-hoc Platt scaling, so that the output $\hat{p}(y=1 | m) \in [0, 1]$ can be interpreted as a calibrated credibility-risk score.

Under URL masking and 10 domain-disjoint splits, TAG2CRED improves macro-F1 by +0.050 (0.787 vs. 0.737) and reduces Brier by -0.081 (0.167 vs. 0.248) relative to the URL-masked TF-IDF baseline. A stacked ensemble (TF-IDF+TAG2CRED+SBERT) further improves performance (AUC 0.901; macro-F1 0.813; ECE 0.084), indicating that rhetorical tags capture complementary information beyond lexical features.

This paper makes the following contributions:

1. **URL-independent rhetorical tagging system for Telegram messages:** built a compact set of interpretable rhetorical tags that covered topics, rhetorical stances, calls to action, and evidence presentation.
2. **Tag2Cred: a novel tag-based calibrated risk-scoring framework:** converts label vectors into calibrated risk scores via regularized logistic regression, which supports interpretable message-level prioritization in URL masking scenarios.
3. **Systematic comparison with benchmark models:** compared TAG2CRED to TF-IDF, SBERT, and an LLM classifier; under domain-disjoint URL masking, TAG2CRED improves macro-F1 by $\sim 5\%$ over TF-IDF and $\sim 4\%$ over SBERT; the ensemble attains macro-F1 = 0.813 (ECE = 0.084).
4. **Telegram qualitative and group-level insights into high-risk rhetorical strategies:** depicted the prototype of high-risk strategies, analyzed error patterns under different themes and domains, and provided support for monitoring and intervention.

Related Work

Credibility evaluation based on domain names and links:

Prior works have used various textual and structural features to predict the factual and political bias of information (Baly et al. 2018; Nakov et al. 2024; Stefanov et al. 2020). The large-scale analysis of the behavior of the news sharing of the online community also relies on MBFC-style domain tagging to represent bias and factuality (Weld, Gleski, and Althoff 2021; Gruppi, Horne, and Adalı 2021; Kumaraswamy, Singhal, and Nilizadeh 2025; Etta et al. 2022; Patricia Aires, G. Nakamura, and F. Nakamura 2019), while the comparative study of real tag lists points out that the selection of reputation resources will affect the results of downstream misinformation measurement (Bozarth, Saraf,

and Budak 2020; Bovet and Makse 2019; Cinelli et al. 2020, 2021).

Telegram misinformation, short message nature, and URL scarcity: Scholars have extensively studied Telegram as a carrier of propaganda, conspiracy narratives, and economically motivated manipulation (Benevenuto and Melo 2024; Kireev et al. 2025; Steffen 2025; Vanetik et al. 2023; Bareikytė and Makhortykh 2025). Empirical research also shows that Telegram messages are usually short in duration and their structure is significantly affected by channel functionality and forwarding mechanisms, which weakens the effectiveness of URL-based measurement methods and increases the transmission proportion of unrated sources (Benevenuto and Melo 2024; Kireev et al. 2025; Steffen 2025). Existing studies have also found widespread link obfuscation, nesting, and cross-platform collaboration, such as pump-and-dump manipulation, darknet markets, malicious file sharing, or fraud ecosystems (Xu and Livshits 2019; Roy et al. 2025; Vafa et al. 2025).

Style-based credibility and fake news detection: A large number of studies have explored the possibility of inferring credibility only through writing style (Horne and Adali 2017; Rashkin et al. 2017; Volkova et al. 2017; Wang 2017; Ott et al. 2011; Feng, Banerjee, and Choi 2012). Previous research shows that stylistic features can effectively distinguish between extreme partisan media and mainstream media (Potthast et al. 2018; Huang et al. 2020; Hansen, Hansen, and Chaves Lima 2021), but reliability is significantly reduced in the classification task of real news and fake news. Subsequent studies have expanded this direction through a larger corpus (credibility list annotation based on the source level), using regularized regression and neural models to learn continuous non-credibility scores from stylistic features and dictionary features (Przybyła 2020; Baly et al. 2018, 2019).

LLM extraction of credibility signals for weakly supervised authenticity prediction: Several studies have employed large language models to convert expert-defined credibility indicators into usable signals under weak supervision (Leite et al. 2025; Smith et al. 2024; Yu and Bach 2023; Huang et al. 2024; Hasanain, Ahmad, and Alam 2024; Hamilton, Longo, and Božić 2024). Leite et al. (Leite et al. 2025) proposed PASTEL to guide an LLM to extract credibility signals from online articles in the zero-shot scenario. Smith et al. (Smith et al. 2024) used cue words as labeling functions in the weak supervision process to denoise and fuse multiple signals before training downstream classifiers.

Method

TAG2CRED Framework Overview

We propose TAG2CRED, whose end-to-end workflow is summarized in Figure 1. The model training is: (1) data collection and preprocessing of messages and collecting MBFC ratings; (2) open-coding stage, where we perform human annotation to generate a gold-label dataset; (3) fine-tuning Qwen-32b using Supervised Fine Tuning (SFT), verifying it with a separate quality-control check, and using it to label data at scale; (4) model training, where we construct a

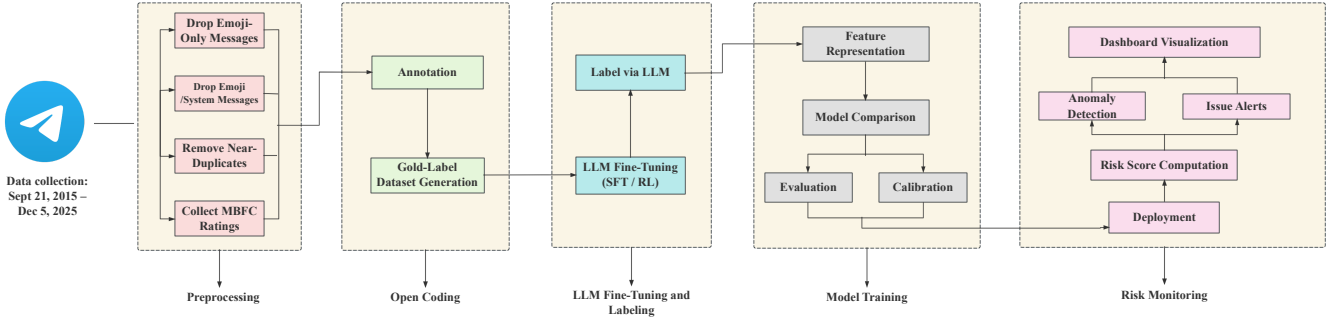


Figure 1: TAG2CRED Pipeline.

feature representation and run model comparison, including both evaluation and calibration; (5) deploying the selected model to compute risk scores and do a monitoring risk case study.

Data Collection and Preprocessing

Our data collection spanned from September 21st, 2015, to December 5th, 2025. We collect messages from public Telegram channels with a minimum subscriber count of 500 using Telegram’s MTProto API via the Telethon Python client (Telethon Contributors 2025). We were able to collect 9,371,099 messages from 234 channels. We then apply an auditable cleaning and near-deduplication pipeline, extract and resolve URLs, and canonicalize resolved URLs to registered domains. The supervised experiments in this paper use an MBFC-linkable subset (Media Bias/Fact Check 2025) of 87,936 cleaned messages: messages that (i) passed the pre-processing step and (ii) contain at least one URL whose canonical domain appears in our MBFC dump. We retain the field of the canonical domain for supervision construction and for domain-disjoint evaluation splits.

URL sparsity and MBFC coverage: The explicit web URLs on Telegram are relatively sparse, as shown in Figure 2. The large corpus contains 1,788,007 messages (19.1%) that include at least one explicit web URL, while 7,583,092 messages (80.9%) contain none. Matching extracted URL domains with MBFC in the raw stage yields 431,900 messages containing at least one MBFC-rated domain (24.2% of URL-bearing messages; 4.61% overall); After cleaning and deduplication, 87,936 messages remained could be linked to MBFC.

MBFC profile of rated URLs. The URLs rated in the corpus tend towards low-credibility categories as shown in Figure 3. The actual reporting is concentrated in the categories *Very Low* (28.6%) and *Low* (28.9%). The credibility rating is mainly *Low* (62.8%), with the rest distributed in the *Medium* (18.7%) and *High* (18.3%) categories.

Auditable cleaning and removal of near-duplicates. Following deterministic normalization and removal of non-labelable/low-information posts, we perform single-pass greedy cross-channel clustering: we first merge exact fingerprints (canonical text, token-set digest, 3-gram shingle digest), then merge candidates if any of the follow-

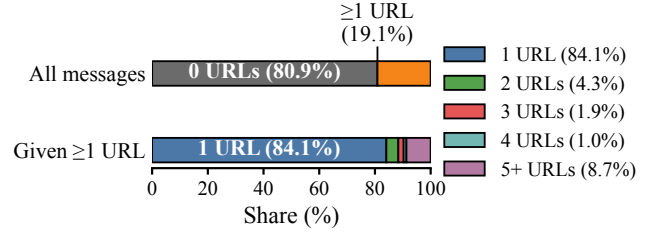


Figure 2: URL Sparsity in the Mega Corpus. Most messages contain no explicit web URL; among URL-bearing messages, single URL ones dominates.

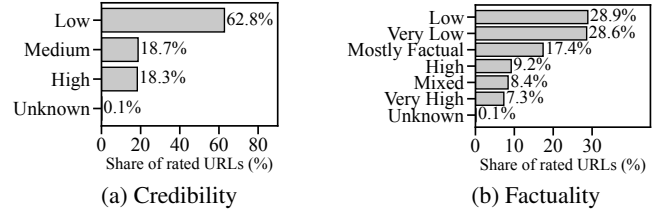


Figure 3: MBFC Credibility and Factuality Distributions for Rated URLs.

ing hold. (MinHash-Jaccard ≥ 0.85 on 3-token shingles (LSH), SimHash Hamming ≤ 3 on 5-gram character or embedding cosine ≥ 0.95 (all-MiniLM-L12-v2) (Reimers and Gurevych 2019). We remove the Forwarded-messages exact duplicates by (fwd_id, text).

URL resolution, domain canonicalization, and URL extraction. For each cleaned message, we extract the explicit web URLs, resolve common redirection patterns, and map the final URL to a canonical registered domain. Processing methods include lowercasing hostnames, removing the ‘www.’ prefix, and simplifying based on public-suffix rules¹. Finally, we use the resulting domain identifier to match MBFC and serve as a grouping variable for domain-disjoint evaluation.

URL masking. Since our supervision is derived from URL domains, leaving URL strings (or domain names) in

¹<https://publicsuffix.org/>

the input text creates a direct source-identity leakage path. Therefore, we apply the same URL-masking function to all models that process message text, including URLmasked TF-IDF, SBERT embeddings, style/ensemble, and LLM baselines, before feature extraction. The resolved canonical domain is kept only as metadata for supervision and domain-disjoint splitting and never used as a model feature.

Groundtruth Creation and Feature Construction

We construct two complementary forms of ground truth: (i) MBFC-derived distant supervision for credibility risk, and (ii) a human-coded rhetorical tag codebook for training LLM taggers.

MBFC-Derived Distant Supervision for Risk MBFC provides domain-level categorical ratings, which we convert into continuous risk scores $R_{\text{msg}} \in [0, 1]$ and high-confidence binary labels $y \in \{0, 1\}$ for supervised experiments. This module consists of three steps: **(1) Raw MBFC ratings.** Using Rapid API ², for each domain that matches MBFC, we obtain two categorical ratings, a credibility rating and a factual reporting rating, while retaining auxiliary metadata such as bias, media type, and country for descriptive analysis. Risk mapping only uses the first two ratings. **(2) Domain-level canonicalization.** Due to aliases, redirects, and multiple matches, MBFC joins may result in duplicate or conflicting label pairs for the same domain. We first standardize the label strings and then merge the candidate matches into a unique label pair for each normalized domain by selecting the most frequent (credibility, factual-reporting) combination. If a tie occurs, we prioritize selecting labels with greater credibility and greater factual reporting. **(3) Category-to-risk mapping.** We convert MBFC categories into two normalized risk components on the unit interval via ordinal scaling. For each domain d with MBFC annotations, in the credibility rating, we map High \rightarrow 0, Medium \rightarrow 1, Low \rightarrow 2 and set $r_C(d) = \text{rank}_C(d)/2$, so $r_C(d) \in \{0, 0.5, 1\}$. In the factual reporting rating we map Very High \rightarrow 0, High \rightarrow 1, Mostly Factual \rightarrow 2, Mixed \rightarrow 3, Low \rightarrow 4, Very Low \rightarrow 5 and set $r_F(d) = \text{rank}_F(d)/5$, so $r_F(d) \in \{0, 0.2, 0.4, 0.6, 0.8, 1\}$. We then define the domain-level risk score:

$$R(d) = 1 - (1 - r_C(d))(1 - r_F(d)),$$

where a larger $R(d)$ indicates lower expected credibility. Let $\mathcal{D}(m)$ denote the canonical domain set of all URLs in message m that have been resolved and match MBFC entries. We define the message-level risk as:

$$R_{\text{msg}}(m) = \max_{d \in \mathcal{D}(m)} R(d)$$

(conservative “worst-linked source”); messages with $\mathcal{D}(m) = \emptyset$ are unlabeled under this supervision scheme. For domain-disjoint evaluation, each message is assigned a supervising domain:

$$d^{(m)} = \arg \max_{d \in \mathcal{D}(m)} R(d)$$

²<https://rapidapi.com/mbfcnews/api/media-bias-fact-check-ratings-api2>

(ties broken deterministically), and group splittings are performed on $d^{(m)}$.

We assign a high-confidence label by thresholding $R_{\text{msg}}(m)$: $y(m) = 0$ if $R_{\text{msg}}(m) \leq \tau_{\text{low}}$, $y(m) = 1$ if $R_{\text{msg}}(m) \geq \tau_{\text{high}}$, and leave it unlabeled otherwise. We tested multiple combinations of thresholds, ((MacroF1 \times dom.cov, reported as TF/style/TF+style: (0.3, 0.8) = 0.61/0.62/0.63; (0.3, 1.0) = 0.45/0.50/0.51; (0.0, 0.8) = 0.38/0.42/0.43; (0.0, 1.0) = 0.36/0.33/0.33) and in this paper we use $\tau_{\text{low}} = 0.3$ and $\tau_{\text{high}} = 0.8$, which selects the most unambiguous MBFC category pairs under our ordinal mapping and drops mid-range categories to reduce weak-label noise. Messages with $R_{\text{msg}}(m) \in (\tau_{\text{low}}, \tau_{\text{high}})$ are treated as fuzzy samples and are excluded from supervised training and evaluation.

Rhetorical Tag Codebook and Gold Labels We define a closed-vocabulary rhetorical tag schema with four fields: *Theme* (11 labels), *Claim type / framing* (11 labels), *Call to action (CTA)* (7 labels), and *Evidence / support shown* (6 labels). The complete coding manual specifies decision order (Q1 \rightarrow Q4), a “51%” inclusion rule, tie-breakers, and field constraints (Appendix A). Using an iterative open-coding procedure, two coders independently annotated 633 messages. For inconsistent results, coders discussed how to resolve disagreements. To assess the inter-coder reliability, we performed a Cohen-Kappa test. The Kappa score was 0.79, indicating substantial agreement. Table 2 provides representative messages and their gold labels.

LLM-Assisted Tag Assignment We evaluated several candidate taggers and selected a supervised, open-source model that we fine-tuned on our codebook. The tagger was trained to produce four fixed fields in this order: Theme, Claim type/framing, CTA, and Evidence/Support. We manually labeled 633 messages in total; 560 were used for supervised fine-tuning, and the remaining 73 were held out as an evaluation set. We train for two epochs with $r=32$ and $\alpha=64$. Each device processes a batch of two samples while accumulating gradients over eight steps before updating. Learning rate is 2×10^{-4} , and max length is 4096. The model uses loss masking only for tokens generated by the assistant. At inference, we decode greedily (temperature=0) to generate one valid tag per field, then convert the outputs into sparse multi-hot Tag2Cred vectors. Table 1 shows the results. Qwen-32b-SFT achieves the best overall agreement (88.2% mean field F1) and is consistently strong across all four fields. Several general-purpose chat models show uneven field-level performance (e.g., collapsing on CTA in some configurations, not outputting JSON at all), and open-weight Llama baselines often violate the closed-vocabulary constraints, yielding near-zero field F1.

Classification and Evaluation

For each Telegram message m , we assign a binary credibility-risk label $y(m) \in \{0, 1\}$ using annotations from Media Bias/Fact Check (MBFC). The calibrated probability value $\hat{p}(y = 1 \mid m) \in [0, 1]$ of the model output is used as the credibility-risk score at the message level. Messages that

Table 1: Agreement (F1) between candidate LLM taggers and the human-coded rhetorical tag ground truth across the four codebook fields.

#	Model	Theme	Claim type / Framing	Call-to-Action	Evidence/Support Shown	Overall
1	Qwen-32b-SFT	87.70%	81.20%	90.30%	92.70%	88.20%
2	ChatGPT 5 (effort/verbosity) Medium/Medium	92.19%	78.12%	85.94%	85.94%	85.55%
3	ChatGPT 5 (effort/verbosity) High/Medium	87.50%	75.00%	82.81%	85.94%	82.81%
4	Gemini Flash 2.5	85.94%	71.88%	89.06%	79.69%	81.64%
5	Claude Opus 4.1	88.71%	74.19%	85.48%	74.19%	80.65%
6	Claude Sonnet 4	87.50%	76.56%	78.12%	73.44%	78.91%
7	Gemini Pro 2.5	90.62%	71.88%	79.69%	71.88%	78.52%
8	ChatGPT 5 (effort/verbosity) High/High	85.94%	75.00%	40.62%	81.25%	70.70%
9	DeepSeek	82.81%	60.94%	56.25%	81.25%	70.31%
10	ChatGPT 4o	72.73%	45.45%	81.82%	72.73%	68.18%
11	Claude Haiku 3.5	80.95%	53.97%	60.32%	76.19%	67.86%
12	GPT-OSS-120B	91.00%	54.00%	73.00%	45.00%	65.75%
13	Llama 3.3	6.25%	15.62%	0.00%	9.38%	7.81%

have not obtained binary labels through supervision rules are excluded from the supervised training and evaluation process.

To verify the generalization ability of the model, we design three dataset partitioning schemes related to actual deployment scenarios to avoid information leakage caused by inter-group overlap. (1) **Domain-disjoint partitioning**: using the supervising domain $d^{(m)}$ as the grouping basis, which refers to the domain name associated with MBFC and used to define the message risk rule R_{msg} . During the partitioning process, we ensure that no supervising domain overlaps between the training/validation set and the test set, and reserve 20% of the supervising domains as independent test sets, using an 80/20 domain-level partitioning ratio. We repeated the experiment 10 times with different domain partitioning schemes under random seeds. (2) **Channel-disjoint partitioning**: using channel identifiers as grouping criteria, we reserve 20% of the complete channels as the test set. To avoid extreme imbalance in the distribution of labels in the dataset, multiple sampling grouping schemes were experimented with, and the partition results with the closest positive-label rate and global label rate were selected. The final set of channels implements a validation procedure with threshold tuning aligned to domain-disjoint partitioning.

Supervised models (feature representations). We trained ℓ_2 -regularized logistic regression classifiers on three URL-independent feature sets: term frequency-inverse document frequency (TF-IDF) features (Salton and Buckley 1988), TAG2CRED tag vectors, and Sentence-BERT (SBERT) embeddings (Reimers and Gurevych 2019). The class weights were computed on the training set and used a class-balancing strategy (`class_weight=balanced`). For SBERT features, we fit the `StandardScaler` on the training set only and used it to standardize the validation and test embeddings (Pedregosa et al. 2011).

Stacked ensemble representations (stacking). To capture complementary feature signals, a stacked logistic re-

gression meta-model is trained based on the predicted probabilities output by the base learner. We kept the same training/validation/test split and trained a logistic-regression meta-model on base-model probability outputs, producing two ensembles: TF-IDF+Tag2Cred and TF-IDF+Tag2Cred+SBERT

Training configuration. For logistic regression models, we tuned the regularization strength parameter $C \in \{0.1, 1, 10\}$, set the maximum number of iterations to 1000, and used balanced class weights. We selected the decision threshold by sweeping $t \in \{0.05, 0.10, \dots, 0.95\}$ on the validation set and choosing the threshold that maximized validation macro-F1. After selecting hyperparameters, we fit the base model on the training set, fit the Platt calibrator (Zadrozny and Elkan 2002) based on predictions on the validation set, re-optimized the decision threshold on the validation set, and finally evaluated using calibrated probabilities on the held-out test domains.

Probability calibration. Probability calibration uses the post-hoc Platt scaling method to perform sigmoid calibration on the model output score. The calibrator is only fitted based on the validation set data and trained separately under randomly divided seeds in each split. The calibrated probability values are evaluated on an independent test set, and the model is not refit after calibration is completed. The formula for calculating the Brier score is $\text{mean}(p - y)^2$; the calculation of expected calibration error (ECE) uses 15 equally wide intervals within the $[0, 1]$ interval, with sample frequency as weights (Guo et al. 2017; Brier 1950).

Results: Representation comparisons under URL masking

We evaluated three URL-independent supervised representation methods and two LLM-based baseline models. Table 3 shows the results.

The vocabulary baseline model (URL-masked TF-IDF). The vocabulary baseline model (URL-masked TF-

Table 2: Representative Telegram messages with gold labels for the four-field rhetorical codebook (Q1–Q4).

#	Message	Theme (Q1)	Claim type (Q2)	CTA (Q3)	Evidence (Q4)
1	\$25,000 VALUE GIVEAWAY + 2000 IGGYBOY WHITELIST SPOTS PRIZE POOL 150 IggyBoy NFT Price Cashback 5000 USDT Prize Pool 2000 IggyBoy Whitelist Spots HOW TO PARTICIPATE Complete all mandatory gleam tasks: [URL] Ends Feb 21, 12PM CET	Finance/Crypto	Scarcity/FOMO tactic Verifiable factual statement	Join/Subscribe Visit external link / watch video	Link/URL Statistics
2	\$ETHUSDT Just sending you free money here. Trade closed. [URL]	Finance/Crypto	Promotional hype / exaggerated profit guarantee	Buy / invest / donate	Link/URL Chart / price graph / TA diagram
3	A buried EPA report linking glyphosate to non-Hodgkin lymphoma has recently been exposed. [URL]	Public health & medicine	Rumour / unverified report	Visit external link / watch video	Link/URL
4	On what assurance?	Conversation/ Chat/Other	No substantive claim	Engage/Ask questions	None / assertion only
5	As we already answered in Didcord to you - we will add it in the Docker	Technology	Announcement	No CTA	None / assertion only

IDF) calculates TF-IDF features based on the message text after URL masking. This baseline model is a high-dimensional vocabulary representation method that can capture the surface vocabulary patterns of text, while effectively avoiding the model from using embedded URLs to recover source-identity information through masking. Under the domain-disjoint evaluation scheme, the area under the curve (AUC) of the TF-IDF model reached 0.831 ± 0.053 , and the macro-F1 value was 0.737 ± 0.055 , but the probability calibration effect was poor, with an expected calibration error (ECE) of 0.273 ± 0.048 .

The semantic embedding baseline model (URL-masked SBERT + logistic regression). The semantic embedding baseline model (URL-masked SBERT + logistic regression) is a dense semantic baseline model that does not require encoder fine-tuning. Sentence-BERT (SBERT) is used to encode the message text after URL masking (Reimers and Gurevych 2019). We kept the SBERT encoder frozen and trained a logistic regression classifier on the resulting embeddings. The SBERT combined with a logistic regression model is the best performing single-view text baseline model, with an AUC of 0.848 ± 0.070 and a macro-F1 value of 0.748 ± 0.086 . The calibration effect is significantly better than that of the TF-IDF model, with an ECE of 0.101 ± 0.052 .

TAG2CRED feature (rhetorical tag vector). TAG2CRED feature (rhetorical tag vector) converts four types of rhetorical tag fields (Theme, Claim type/framing, Call-to-Action, Evidence/Support) into sparse multi-hot vectors, with each tag corresponding to a binary indicator variable. The multi-label binarizer is only based on fitting the training set data. Although the model ignores word/lexical-level text, it still achieves competitive performance, with a macro-F1 value of 0.787 ± 0.104 and better probability calibration performance than the TF-IDF model. The Brier score is 0.167 ± 0.030 , and the ECE is 0.224 ± 0.057 , which is pivotal for risk-weighted monitoring

tasks. Due to the tag space being a closed vocabulary, this model can be directly explained through linear coefficients. We later find out that action-oriented *Call-to-Action* (CTA) tags and claim framing tags dominate model performance, while *Theme* tags have a lower contribution and exhibit instability under domain-disjoint distribution shifts. This interpretability makes it a core method in the monitoring scenarios described below.

Composite representation (stacked ensembles). The stacked ensemble strategy further improves performance, and the complete ensemble scheme integrating TF-IDF, TAG2CRED, and SBERT achieves optimal comprehensive performance, with AUC reaching 0.901 ± 0.075 , macro-F1 value of 0.813 ± 0.102 , and ECE of 0.084 ± 0.042 .

Zero-shot baseline of large language model (direct risk score). Without supervised training, the large language model (GPT-4o mini) directly prompts the large language model (GPT-4o mini) based on URL-masked text and outputs a credibility-risk probability value $\hat{p}(y = 1 \mid m) \in [0, 1]$ based on the MBFC standard with a zero-shot baseline (direct risk score). To make a fair comparison with the supervised training model, we only optimize the decision threshold on the validation set. The zero-shot large language model has competitiveness in AUC metrics, reaching 0.838 ± 0.102 , but its performance stability under different domain partitioning schemes is lower than that of the supervised ensemble model.

The PASTEL-style baseline (LLM credibility signals + Snorkel LabelModel). The PASTEL-style baseline (LLM credibility signals + Snorkel LabelModel) adapts the weak-signal pipeline of PASTEL style to the Telegram short message scenario (Leite et al. 2025). Specifically, the prompted LLM extracts K fixed credibility signals from URL-masked text and encodes the output results ($\{\text{yes, no, uncertain}\}$) as weak votes. Under each external dataset partitioning scheme, only the training set voting matrix is used to fit the Snorkel LabelModel (Ratner et al. 2017), and the posterior

Table 3: Domain-disjoint performance under URL masking (mean \pm std over 10 random domain partitions).

Model	Discrimination			Calibration	
	Acc.	AUC	Macro-F1	Brier	ECE
TF-IDF	0.771 \pm 0.043	0.831 \pm 0.053	0.737 \pm 0.055	0.248 \pm 0.001	0.273 \pm 0.048
SBERT	0.783 \pm 0.074	0.848 \pm 0.070	0.748 \pm 0.086	0.152 \pm 0.046	0.101 \pm 0.052
PASTEL (signals + Snorkel LabelModel)	0.708 \pm 0.080	0.747 \pm 0.109	0.660 \pm 0.108	0.293 \pm 0.079	0.256 \pm 0.067
TAG2CRED (all tags)	0.814 \pm 0.096	0.871 \pm 0.092	0.787 \pm 0.104	0.167 \pm 0.030	0.224 \pm 0.057
Ensemble (TF-IDF + TAG2CRED)	0.832 \pm 0.070	0.879 \pm 0.086	0.806 \pm 0.085	0.138 \pm 0.050	0.128 \pm 0.029
Ensemble (TF-IDF + TAG2CRED + SBERT)	0.845 \pm 0.082	0.901 \pm 0.075	0.813 \pm 0.102	0.114 \pm 0.052	0.084 \pm 0.042
LLM-zero-shot	0.737 \pm 0.116	0.838 \pm 0.102	0.705 \pm 0.138	0.169 \pm 0.066	0.182 \pm 0.101

probability $\hat{p}(y = 1 \mid m)$ output is threshold-tuned on the validation set. Under this experimental setup, the PASTEL-style baseline model performed poorly, with an AUC of 0.747 ± 0.109 and a macro-F1 value of 0.660 ± 0.108 .

Tag-field Ablations. To test whether performance is primarily driven by topical *Theme* tags, we run tag-field ablations shown in Table 4. Theme-only demonstrates weak performance (ROC-AUC 0.711, macro-F1 0.636), while Style-only (Claim+CTA+Evidence; no Theme) remains strong (ROC-AUC 0.870, macro-F1 0.805). CTA is the dominant field: CTA-only is very strong (ROC-AUC 0.844, macro-F1 0.801), and removing CTA (All tags – CTA) causes the largest drop (ROC-AUC 0.815, macro-F1 0.726).

Table 4: Key tag-field ablations (mean \pm std over 10 domain-disjoint, URL-masked seeds). “Style” denotes Claim+CTA+Evidence (no Theme).

Tag set	AUC	Macro-F1	Acc.
All tags	0.871 \pm 0.092	0.787 \pm 0.104	0.814 \pm 0.096
Theme only	0.711 \pm 0.198	0.636 \pm 0.164	0.663 \pm 0.158
Style only	0.870 \pm 0.088	0.805 \pm 0.089	0.831 \pm 0.073
CTA only	0.844 \pm 0.083	0.801 \pm 0.098	0.833 \pm 0.071
All tags – CTA	0.815 \pm 0.137	0.726 \pm 0.099	0.746 \pm 0.099

Tagger-noise stress test. To measure how sensitive our system is, we inject independent bit-flip noise into the Style-only tag vectors within a representative domain-disjoint split. Macro-F1 degrades smoothly from 0.787 (0% noise) to 0.759 (5%), 0.721 (10%), and 0.667 (20%) indicating the downstream model is not brittle to moderate tagging noise.

Summary: Under stringent URL-masked, domain-disjoint evaluation, TAG2CRED provides a strong URL-independent signal. It improves macro-F1 and substantially reduces Brier error relative to TF-IDF and SBERT while remaining interpretable. Combining TAG2CRED with lexical (TF-IDF) and semantic (SBERT) views yields the best overall discrimination and calibration (Table 3), supporting its use as a calibrated message-level risk score for monitoring.

Monitoring Use Case: Risk-Weighted Strategy Dynamics

This section shows the specific implementation of *descriptive* monitoring, that is, how to use risk-weighted tag dynam-

ics to summarize and detect changes in the information flow. The risk score $\hat{p}(m)$ is the model output based on MBFC-based weak supervision.

Monitoring setup

Monitoring window. We applied the LLM tagger to 229,276 messages published in 115 channels from January 1, 2024, to November 15, 2025. For each message, we use the best-performing model to calculate its calibrated risk score $\hat{p}(m)$ (risk-weighting uses the ensemble score, while the tag representation is still used for data aggregation and result interpretation).

Risk mass and risk share. We set \mathcal{M} as a message set (for example, messages of a week, messages of a channel community, or messages corresponding to a subset of tags). We define the risk mass as $\sum_{m \in \mathcal{M}} \hat{p}(m)$, which can be understood as the expected message count under the proxy label. For the tag t and its corresponding message set \mathcal{M}_t , we define:

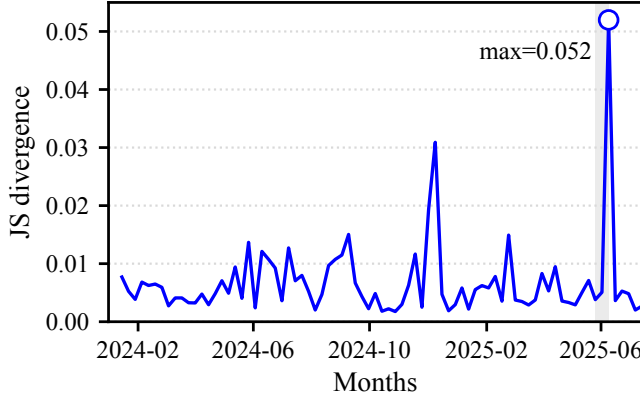
$$\text{RiskShare}(t) = \frac{\sum_{m \in \mathcal{M}_t} \hat{p}(m)}{\sum_{m \in \mathcal{M}} \hat{p}(m)}, \quad \text{VolShare}(t) = \frac{|\mathcal{M}_t|}{|\mathcal{M}|}.$$

High-risk Tail and Enriched Strategies

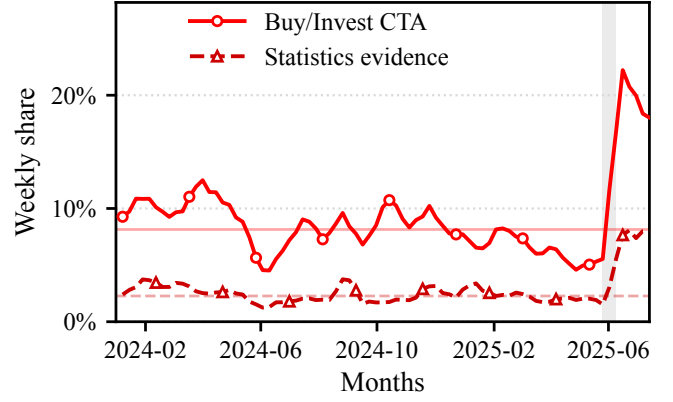
High-risk tail. We define the top 5% of messages by risk score $\hat{p}(m)$ in the monitoring window as the high-risk tail H . This screening obtains a total of 11,464 messages, and the corresponding risk-score threshold is $\hat{p}(m) \geq 0.9818$.

Enrichment analysis based on log-odds ratio with informative Dirichlet prior. In the case of sparse counts, lift ratios (enrichment multiples) may be unstable. Therefore, we use the log-odds ratio with an informative Dirichlet prior (Monroe, Colaresi, and Quinn 2008) to quantify which tags in the high-risk tail H are overrepresented compared with the non-high-risk message set $\mathcal{M} \setminus H$. We report z -scores (positive values indicate that the tag is enriched in the high-risk tail). Table 5 reports the most enriched tags in the high-risk tail.

Finance/Crypto and *Conversation/Chat/Other* account for 70.6% of total messages, but contribute 74.0% of the total risk mass. *Public health & medicine* account for only 3.0%, but is highly correlated with the high-risk tail (the lift of the tail is 1.48), which indicates that there are episodic narratives of risk in the field of finance. Messages without a call to action dominate the total message volume



(a) JS Divergence



(b) Weekly Share

Figure 4: Burstiness of selected tags (higher indicates sharper short-term spikes).

Table 5: Tags most enriched in the high-risk tail (top 5%).

Field	Tag	z (tail)
Theme	Finance/Crypto	4.50
Theme	Conversation/Chat/Other	4.13
Theme	Public health & medicine	2.24
Claim type	Scarcity/FOMO tactic	5.22
Claim type	Announcement	4.83
Claim type	Promotional hype / exaggerated profit	4.62
CTA	Join/Subscribe	3.60
CTA	Buy/Invest/Donate	3.03
CTA	Engage / ask questions	2.36
Evidence	Chart/price graph/TA diagram	3.36
Evidence	Statistics	2.79
Evidence	Quotes/Testimony	1.68

(63%), but are less prominent in the high-risk tail (lift is 0.69). The CTAs ‘Join/Subscribe’ and ‘Buy/Invest/Donate’ strongly correspond to the high-risk tail, which is consistent with information mobilization and funneling behaviors. Evidence-related features show an important pattern: Although ‘None/assertion only’ makes up 84.7% of the risk mass, messages with ‘Chart/price graph’ evidence have a tail lift of 5.94 and nearly 30% fall into the high-risk tail.

Prototypes and Strategy Families

Prototype definition. A prototype is the unique combination of theme + claim type + CTA + evidence. The prototype provides an easy-to-understand “strategy fingerprint” for recurring message types.

Coverage. The distribution of prototypes is concentrated: the top 10 prototypes cover 56.4% of the total messages and 54.8% of the high-risk tail messages; the top 50 prototypes cover 80.3% of the total messages and 76.5% of the high-risk tail messages. This concentration makes monitoring easy to operate: analysts can focus on a moderate num-

ber of recurring strategies.

Clustering into strategy families. To summarize prototypes at a higher level, we embed the prototypes based on TF-IDF over tag tokens, and then use the k -means algorithm for clustering. We choose $k = 25$ as the number of clusters to strike a balance between granularity and interpretability (Silhouette analysis (Rousseeuw 1987) supports smaller values k , but produces overly coarse families).

The strategy families most related to the high-risk tail include: finance/crypto promotion with scarcity narratives and mobilizing CTAs (tail lift up to 4.91), and a small but distinctive strategy family related to public-health rumors with testimonial evidence.

Temporal Dynamics: Drift and Bursts

Weekly drift (distribution shift). We calculated the week-over-week Jensen–Shannon (JS) divergence (Lin 1991) of the 25 strategy-family distributions, used natural logarithms in the calculation process, and filtered out weeks with fewer than 200 tagged messages to ensure the stability of the results. Figure 4 plots the week-over-week drift in the 25 strategy-family distribution. The maximum weekly drift observed is 0.052 (between May 26–June 1, 2025, and June 2–June 8, 2025), indicating that the distribution of strategy families changed significantly. This week saw a sharp increase in the “Buy/Invest” CTA (accounting for 23.5%, while the median was 8.17%) and a significant increase in the “Statistics” evidence (accounting for 6.73%, while the median was 2.27%).

Peak-to-median ratio (sharp short-term peaks). For each tag, we define the peak-to-median ratio as $\max_w s_w / \text{median}_w(s_w)$, where s_w represents the weekly share of the tag. As shown in Figure 4(b), the most pronounced spikes occur in the week of June 2–June 8, 2025: (1) the ‘Buy/Invest’ CTA had its highest value of 23.5% (median 8.17%; peak-to-median ratio 2.88), while ‘Statistics’ evidence peaked at 6.73%.

Summary: Risk-weighted tag dynamics provide a com-

pact monitoring layer in addition to message-level risk scores. In our monitoring window, the high-risk tail is disproportionately enriched for scarcity/promotional claim frames and mobilizing CTAs (Table 5). Prototype coverage remains concentrated. This should help analysts to focus on a small number of recurring strategies, while drift and burst metrics will surface weeks and tags that warrant deeper manual review (Figure 4).

Limitations and Ethical Considerations

The monitoring signal in this study is based on domain rating so that it may still inherit the limitations and deviations of external rating sources (MBFC). Our corpus covers 234 channels; yet it may not be a truly random sample of all Telegram content. Channel selection changes observed strategies; future studies should check results across ecosystems. Although the tagger is highly consistent with the gold-label tags, it may still miss subtle contextual information, ironic expressions, or specific language cues.

Ethical Statement We analyze only public channel content from the Telegram MT-Proto API and focus on aggregated patterns rather than attributing risks to individuals.

Reproducibility. Code and anonymized data are available at: <https://github.com/anonreviewer23428-commits/ICWSM2026--The-Tag-is-the-Signal>

Conclusion

We propose the TAG2CRED framework, a URL-independent model designed for short messages. Through testing on the Telegram dataset, we find that URL sparsity and the short length of messages on Telegram severely limit URL-based and traditional lexical/text-embedding-based credibility monitoring methods. Therefore, TAG2CRED is proposed as a practical alternative. By refining messages into a set of tags in a closed vocabulary, TAG2CRED can directly score each post based on the tags assigned to the text, achieving a ROC-AUC of 0.871 and a Brier score of 0.16, which not only significantly outperforms the lexical baseline, but also makes the result interpretable. In the monitoring case, the risk-weighted tag dynamics reveal which strategies are concentrated in the high-risk tail, how prototypes cover most of the information flow, and when the strategy distribution drifts or bursts. These results support a broader view: rhetorical style can be used as an effective and stable signal for large-scale credibility-risk triage on Telegram.

References

Baly, R.; Karadzhov, G.; Alexandrov, D.; Glass, J.; and Nakov, P. 2018. Predicting Factuality of Reporting and Bias of News Media Sources. In *Proceedings of the 2018 Conference on Empirical Methods in Natural Language Processing*, 3528–3539. Association for Computational Linguistics.

Baly, R.; Karadzhov, G.; Saleh, A.; Glass, J.; and Nakov, P. 2019. Multi-Task Ordinal Regression for Jointly Predicting the Trustworthiness and the Leading Political Ideology of News Media. In Burstein, J.; Doran, C.; and Solorio, T., eds., *Proceedings of the 2019 Conference of the North American Chapter of the Association for Computational Linguistics:*

Human Language Technologies, Volume 1 (Long and Short Papers), 2109–2116. Minneapolis, Minnesota: Association for Computational Linguistics.

Bareikytė, M.; and Makhortykh, M. 2025. Digitally witnessable war from pereklychka to propaganda: Unfolding Telegram communication during Russia’s war in Ukraine. *Media, War & Conflict*, 18(3): 348–365.

Benevenuto, F.; and Melo, P. 2024. Misinformation Campaigns through WhatsApp and Telegram in Presidential Elections in Brazil. *Communications of the ACM*, 67(8): 72–77.

Bovet, A.; and Makse, H. A. 2019. Influence of fake news in Twitter during the 2016 US presidential election. *Nature communications*, 10(1): 7.

Bozarth, L.; Saraf, A.; and Budak, C. 2020. Higher Ground? How Groundtruth Labeling Impacts Our Understanding of Fake News about the 2016 U.S. Presidential Nominees. *Proceedings of the International AAAI Conference on Web and Social Media*, 14(1): 48–59.

Brier, G. W. 1950. Verification of Forecasts Expressed in Terms of Probability. *Monthly Weather Review*, 78(1): 1–3.

Cinelli, M.; De Francisci Morales, G.; Galeazzi, A.; Quattrociocchi, W.; and Starnini, M. 2021. The echo chamber effect on social media. *Proceedings of the National Academy of Sciences*, 118(9): e2023301118.

Cinelli, M.; Quattrociocchi, W.; Galeazzi, A.; Valensise, C. M.; Brugnoli, E.; Schmidt, A. L.; Zola, P.; Zollo, F.; and Scala, A. 2020. The COVID-19 social media infodemic. *Scientific reports*, 10(1): 1–10.

Da San Martino, G.; Shaar, S.; Zhang, Y.; Yu, S.; Barrón-Cedeño, A.; and Nakov, P. 2020. Prta: A System to Support the Analysis of Propaganda Techniques in the News. In *Proceedings of the 58th Annual Meeting of the Association for Computational Linguistics: System Demonstrations*, 287–293. Online: Association for Computational Linguistics.

Da San Martino, G.; Yu, S.; Barrón-Cedeño, A.; Petrov, R.; and Nakov, P. 2019. Fine-Grained Analysis of Propaganda in News Articles. In Inui, K.; Jiang, J.; Ng, V.; and Wan, X., eds., *Proceedings of the 2019 Conference on Empirical Methods in Natural Language Processing and the 9th International Joint Conference on Natural Language Processing (EMNLP-IJCNLP)*, 5636–5646. Hong Kong, China: Association for Computational Linguistics.

De Choudhury, M.; Jhaver, S.; Sugar, B.; and Weber, I. 2016. Social Media Participation in an Activist Movement for Racial Equality. *Proceedings of the International AAAI Conference on Web and Social Media*, 10(1): 92–101.

Dimitrov, D.; Bin Ali, B.; Shaar, S.; Alam, F.; Silvestri, F.; Firooz, H.; Nakov, P.; and Da San Martino, G. 2021. Detecting Propaganda Techniques in Memes. In *Proceedings of the 59th Annual Meeting of the Association for Computational Linguistics and the 11th International Joint Conference on Natural Language Processing (Volume 1: Long Papers)*, 6603–6617. Online: Association for Computational Linguistics.

- Etta, G.; Cinelli, M.; Galeazzi, A.; Valensise, C. M.; Quattrociocchi, W.; and Conti, M. 2022. Comparing the impact of social media regulations on news consumption. *IEEE Transactions on Computational Social Systems*.
- Feng, S.; Banerjee, R.; and Choi, Y. 2012. Syntactic Stylometry for Deception Detection. In *Proceedings of the 50th Annual Meeting of the Association for Computational Linguistics (Volume 2: Short Papers)*, 171–175. Jeju Island, Korea: Association for Computational Linguistics.
- Gruppi, M.; Horne, B. D.; and Adalı, S. 2021. NELA-GT-2020: A large multi-labelled news dataset for the study of misinformation in news articles. *arXiv preprint arXiv:2102.04567*.
- Guo, C.; Pleiss, G.; Sun, Y.; and Weinberger, K. Q. 2017. On Calibration of Modern Neural Networks. In *Proceedings of the 34th International Conference on Machine Learning (ICML 2017)*, volume 70, 1321–1330. PMLR.
- Hamilton, K.; Longo, L.; and Božić, B. 2024. GPT Assisted Annotation of Rhetorical and Linguistic Features for Interpretable Propaganda Technique Detection in News Text. In *Companion Proceedings of the ACM on Web Conference 2024 (WWW '24 Companion)*, 1431–1440.
- Hansen, C.; Hansen, C.; and Chaves Lima, L. 2021. Automatic Fake News Detection: Are Models Learning to Reason? In Zong, C.; Xia, F.; Li, W.; and Navigli, R., eds., *Proceedings of the 59th Annual Meeting of the Association for Computational Linguistics and the 11th International Joint Conference on Natural Language Processing (Volume 2: Short Papers)*, 80–86. Online: Association for Computational Linguistics.
- Hasanain, M.; Ahmad, F.; and Alam, F. 2024. Large Language Models for Propaganda Span Annotation. In *Findings of the Association for Computational Linguistics: EMNLP 2024*, 14522–14532. Miami, Florida, USA: Association for Computational Linguistics.
- Horne, B. D.; and Adalı, S. 2017. This Just In: Fake News Packs a Lot in Title, Uses Simpler, Repetitive Content in Text Body, More Similar to Satire than Real News. In *Proceedings of the International AAAI Conference on Web and Social Media*, volume 11, 759–766. AAAI Press.
- Huang, T.-H.; Cao, C.; Bhargava, V.; and Sala, F. 2024. The ALCHEmist: Automated Labeling 500x CHEaper Than LLM Data Annotators. In *Advances in Neural Information Processing Systems (NeurIPS 2024)*.
- Huang, Y.; Liu, Y.; Lin, J.; Ai, H.; and Chen, S. 2020. Conquering Cross-Source Failure for News Credibility: Learning Generalizable Representations beyond Content Embedding. In *Proceedings of The Web Conference 2020 (WWW '20)*, 774–784. New York, NY, USA: Association for Computing Machinery.
- Kireev, K.; Mykhno, Y.; Troncoso, C.; and Overdorf, R. 2025. Characterizing and Detecting Propaganda-Spreading Accounts on Telegram. In *Proceedings of the 34th USENIX Security Symposium (USENIX Security 25)*, 161–180. USENIX Association.
- Kumarswamy, N.; Singhal, M.; and Nilizadeh, S. 2025. Causal Insights into Parler’s Content Moderation Shift: Effects on Toxicity and Factuality. In *Proceedings of the ACM on Web Conference 2025, WWW '25*, 3762–3771. New York, NY, USA: Association for Computing Machinery. ISBN 9798400712746.
- Leite, J. A.; Razuvaevskaya, O.; Bontcheva, K.; and Scarton, C. 2025. Weakly supervised veracity classification with LLM-predicted credibility signals. *EPJ Data Science*, 14(16).
- Lin, J. 1991. Divergence Measures Based on the Shannon Entropy. *IEEE Transactions on Information Theory*, 37(1): 145–151.
- Media Bias/Fact Check. 2025. Media Bias/Fact Check (MBFC). Accessed 2025-12-18.
- Monroe, B. L.; Colaresi, M. P.; and Quinn, K. M. 2008. Fightin’ Words: Lexical Feature Selection and Evaluation for Identifying the Content of Political Conflict. *Political Analysis*, 16(4): 372–403.
- Nakov, P.; An, J.; Kwak, H.; Manzoor, M. A.; Mujahid, Z. M.; and Sencar, H. T. 2024. A Survey on Predicting the Factuality and the Bias of News Media. In *Findings of the Association for Computational Linguistics: ACL 2024*, 15947–15962. Association for Computational Linguistics.
- Ott, M.; Choi, Y.; Cardie, C.; and Hancock, J. T. 2011. Finding Deceptive Opinion Spam by Any Stretch of the Imagination. In *Proceedings of the 49th Annual Meeting of the Association for Computational Linguistics: Human Language Technologies*, 309–319. Portland, Oregon, USA: Association for Computational Linguistics.
- Patricia Aires, V.; G. Nakamura, F.; and F. Nakamura, E. 2019. A link-based approach to detect media bias in news websites. In *Companion proceedings of the 2019 world wide web conference*, 742–745.
- Pedregosa, F.; Varoquaux, G.; Gramfort, A.; Michel, V.; Thirion, B.; Grisel, O.; Blondel, M.; Prettenhofer, P.; Weiss, R.; Dubourg, V.; VanderPlas, J.; Passos, A.; Cournapeau, D.; Brucher, M.; Perrot, M.; and Duchesnay, É. 2011. Scikit-learn: Machine Learning in Python. *Journal of Machine Learning Research*, 12: 2825–2830.
- Pera, A.; and Aiello, L. M. 2025. Extracting Participation in Collective Action from Social Media. *Proceedings of the International AAAI Conference on Web and Social Media*, 19(1): 1530–1549.
- Potthast, M.; Kiesel, J.; Reinartz, K.; Bevendorff, J.; and Stein, B. 2018. A Stylometric Inquiry into Hyperpartisan and Fake News. In *Proceedings of the 56th Annual Meeting of the Association for Computational Linguistics (Volume 1: Long Papers)*, 231–240. Association for Computational Linguistics.
- Przybyła, P. 2020. Capturing the Style of Fake News. In *Proceedings of the AAAI Conference on Artificial Intelligence*, volume 34, 490–497.
- Rashkin, H.; Choi, E.; Jang, J. Y.; Volkova, S.; and Choi, Y. 2017. Truth of Varying Shades: Analyzing Language in Fake News and Political Fact-Checking. In *Proceedings*

- of the 2017 Conference on Empirical Methods in Natural Language Processing, 2931–2937. Association for Computational Linguistics.
- Ratner, A.; Bach, S. H.; Ehrenberg, H.; Fries, J.; Wu, S.; and Ré, C. 2017. Snorkel: Rapid Training Data Creation with Weak Supervision. *Proceedings of the VLDB Endowment*, 11(3): 269–282.
- Reimers, N.; and Gurevych, I. 2019. Sentence-BERT: Sentence Embeddings using Siamese BERT-Networks. In Inui, K.; Jiang, J.; Ng, V.; and Wan, X., eds., *Proceedings of the 2019 Conference on Empirical Methods in Natural Language Processing and the 9th International Joint Conference on Natural Language Processing (EMNLP-IJCNLP)*, 3982–3992. Hong Kong, China: Association for Computational Linguistics.
- Rousseeuw, P. J. 1987. Silhouettes: A Graphical Aid to the Interpretation and Validation of Cluster Analysis. *Journal of Computational and Applied Mathematics*, 20: 53–65.
- Roy, S. S.; Pourabbas Vafa, E.; Khanmohamaddi, K.; and Nilizadeh, S. 2025. DarkGram: A Large-Scale Analysis of Cybercriminal Activity Channels on Telegram. In *Proceedings of the 34th USENIX Security Symposium (USENIX Security 25)*, 4839–4858. USENIX Association.
- Salton, G.; and Buckley, C. 1988. Term-weighting Approaches in Automatic Text Retrieval. *Information Processing & Management*, 24(5): 513–523.
- Samory, M.; Kesiz Abnoui, V.; and Mitra, T. 2020. Characterizing the Social Media News Sphere through User Co-Sharing Practices. *Proceedings of the International AAAI Conference on Web and Social Media*, 14(1): 602–613.
- Singhal, M.; Kumarswamy, N.; Kinhekar, S.; and Nilizadeh, S. 2023a. Cybersecurity Misinformation Detection on Social Media: Case Studies on Phishing Reports and Zoom’s Threat. In Lin, Y.; Cha, M.; and Quercia, D., eds., *Proceedings of the Seventeenth International AAAI Conference on Web and Social Media, ICWSM 2023, Limassol, Cyprus, June 5–8, 2023*, 796–807. AAAI Press.
- Singhal, M.; Ling, C.; Paudel, P.; Thota, P.; Kumarswamy, N.; Stringhini, G.; and Nilizadeh, S. 2023b. SoK: Content Moderation in Social Media, from Guidelines to Enforcement, and Research to Practice. In *8th IEEE European Symposium on Security and Privacy, EuroS&P 2023, Delft, Netherlands, July 3–7, 2023*, 868–895. IEEE.
- Smith, R.; Fries, J. A.; Hancock, B.; and Bach, S. H. 2024. Language Models in the Loop: Incorporating Prompting into Weak Supervision. *ACM/IMS Journal of Data Science*, 1(2).
- Solovev, K.; and Pröllochs, N. 2022. Moral Emotions Shape the Virality of COVID-19 Misinformation on Social Media. In *WWW ’22: The ACM Web Conference 2022, Virtual Event, Lyon, France, April 25–29, 2022*, 3706–3717. ACM.
- Stefanov, P.; Darwish, K.; Atanasov, A.; and Nakov, P. 2020. Predicting the topical stance and political leaning of media using tweets. In *Proceedings of the 58th Annual Meeting of the Association for Computational Linguistics*, 527–537.
- Steffen, E. 2025. More than Memes: A Multimodal Topic Modeling Approach to Conspiracy Theories on Telegram. *Proceedings of the International AAAI Conference on Web and Social Media*, 19(1): 1831–1844.
- Telethon Contributors. 2025. Telethon Documentation. Accessed 2025-12-31.
- Vafa, E. P.; Singhal, M.; Thota, P.; and Roy, S. S. 2025. Learning from Censored Experiences: Social Media Discussions around Censorship Circumvention Technologies. In *2025 IEEE Symposium on Security and Privacy (SP)*, 1325–1343. IEEE.
- Vanetik, N.; Litvak, M.; Reviakin, E.; and Tiamanova, M. 2023. Propaganda detection in Russian Telegram posts in the scope of the Russian invasion of Ukraine. In *Proceedings of the 14th International Conference on Recent Advances in Natural Language Processing*, 1162–1170.
- Venâncio, O. R.; Ferreira, C. H. G.; Almeida, J. M.; and Couto da Silva, A. P. 2024. Unraveling User Coordination on Telegram: A Comprehensive Analysis of Political Mobilization during the 2022 Brazilian Presidential Election. *Proceedings of the International AAAI Conference on Web and Social Media*, 18(1): 1545–1556.
- Verma, S.; Vieweg, S.; Corvey, W. J.; Palen, L.; Martin, J. H.; Palmer, M.; Schram, A.; and Anderson, K. M. 2011. Natural Language Processing to the Rescue? Extracting “Situational Awareness” Tweets During Mass Emergency. *Proceedings of the International AAAI Conference on Web and Social Media*, 5(1): 385–392.
- Volkova, S.; Shaffer, K.; Jang, J. Y.; and Hodas, N. 2017. Separating Facts from Fiction: Linguistic Models to Classify Suspicious and Trusted News Posts on Twitter. In *Proceedings of the 55th Annual Meeting of the Association for Computational Linguistics (Volume 2: Short Papers)*, 647–653. Association for Computational Linguistics.
- Wang, W. Y. 2017. Liar, Liar Pants on Fire: A New Benchmark Dataset for Fake News Detection. In *Proceedings of the 55th Annual Meeting of the Association for Computational Linguistics (Volume 2: Short Papers)*, 422–426. Vancouver, Canada: Association for Computational Linguistics.
- Weld, G.; Glenski, M.; and Althoff, T. 2021. Political Bias and Factualness in News Sharing across more than 100,000 Online Communities. *Proceedings of the International AAAI Conference on Web and Social Media*, 15(1): 796–807.
- Xu, J.; and Livshits, B. 2019. The Anatomy of a Cryptocurrency Pump-and-Dump Scheme. In *Proceedings of the 28th USENIX Security Symposium (USENIX Security 19)*, 1609–1625. USENIX Association.
- Yu, P.; and Bach, S. H. 2023. Alfred: A System for Prompted Weak Supervision. In *Proceedings of the 61st Annual Meeting of the Association for Computational Linguistics (Volume 3: System Demonstrations)*, 479–488. Toronto, Canada: Association for Computational Linguistics.
- Zadrozny, B.; and Elkan, C. 2002. Transforming Classifier Scores into Accurate Multiclass Probability Estimates. In *Proceedings of the Eighth ACM SIGKDD International Conference on Knowledge Discovery and Data Mining (KDD ’02)*, 694–699. ACM.

Ethics Checklist

1. For most authors...

- (a) Would answering this research question advance science without violating social contracts, such as violating privacy norms, perpetuating unfair profiling, exacerbating the socio-economic divide, or implying disrespect to societies or cultures? **Yes. We analyze public Telegram channel content and report aggregate patterns;**
- (b) Do your main claims in the abstract and introduction accurately reflect the paper's contributions and scope? **Yes. The paper is scoped to URL-agnostic, interpretable proxy risk scoring and descriptive monitoring use cases.**
- (c) Do you clarify how the proposed methodological approach is appropriate for the claims made? **Yes. We describe the end-to-end pipeline (rhetorical tags → supervised risk model), URL masking to prevent leakage, and domain-/channel-disjoint evaluation with calibration metrics aligned to monitoring claims.**
- (d) Do you clarify what are possible artifacts in the data used, given population-specific distributions? **Yes. We discuss Telegram-specific artifacts (e.g., URL sparsity/obfuscation, channel selection effects) and supervision artifacts from domain-level ratings, and reflect these constraints in evaluation design.**
- (e) Did you describe the limitations of your work? **Yes. See *Limitations and Ethical Considerations*.**
- (f) Did you discuss any potential negative societal impacts of your work? **Yes. We discuss privacy/harm risks and emphasize aggregate reporting and non-enforcement use (see *Limitations and Ethical Considerations* and the monitoring scope disclaimer).**
- (g) Did you discuss any potential misuse of your work? **Yes. We note misuse risks (e.g., targeting/enforcement) and recommend safeguards such as transparency, rate limiting, and human-in-the-loop review for any operational deployment.**
- (h) Did you describe steps taken to prevent or mitigate potential negative outcomes of the research, such as data and model documentation, data anonymization, responsible release, access control, and the reproducibility of findings? **Yes. We focus on public channels, report aggregate trends rather than individual attribution, apply URL masking, and commit to releasing only de-identified/derived artifacts with documentation and access controls.**
- (i) Have you read the ethics review guidelines and ensured that your paper conforms to them? **Yes.**

2. Additionally, if your study involves hypotheses testing... **NA. This paper is an empirical ML measurement/monitoring study and does not present theoretical hypothesis tests.**

- (a) Did you clearly state the assumptions underlying all theoretical results? **NA**
- (b) Have you provided justifications for all theoretical results? **NA**

- (c) Did you discuss competing hypotheses or theories that might challenge or complement your theoretical results? **NA**
- (d) Have you considered alternative mechanisms or explanations that might account for the same outcomes observed in your study? **NA**
- (e) Did you address potential biases or limitations in your theoretical framework? **NA**
- (f) Have you related your theoretical results to the existing literature in social science? **NA**
- (g) Did you discuss the implications of your theoretical results for policy, practice, or further research in the social science domain? **NA**

3. Additionally, if you are including theoretical proofs... **NA. Our study does not include theoretical proofs.**

- (a) Did you state the full set of assumptions of all theoretical results? **NA**
- (b) Did you include complete proofs of all theoretical results? **NA**

4. Additionally, if you ran machine learning experiments...

- (a) Did you include the code, data, and instructions needed to reproduce the main experimental results (either in the supplemental material or as a URL)? **Yes. We open-sourced the reproducibility package on GitHub <https://github.com/anonreviewer23428-commits/ICWSM2026--The-Tag-is-the-Signal>.**
- (b) Did you specify all the training details (e.g., data splits, hyperparameters, how they were chosen)? **Yes. We specify URL masking, domain-/channel-disjoint splits, training/validation protocols, and model selection procedures; fine-tuning details for the LLM tagger are described at a high level.**
- (c) Did you report error bars (e.g., with respect to the random seed after running experiments multiple times)? **Yes. We repeat domain-disjoint evaluation across multiple random partitions and report mean \pm standard deviation.**
- (d) Did you include the total amount of compute and the type of resources used (e.g., type of GPUs, internal cluster, or cloud provider)? **Yes. Compute/resources are disclosed on an anonymised GitHub.**
- (e) Do you justify how the proposed evaluation is sufficient and appropriate to the claims made? **Yes. We justify URL masking to prevent source leakage, disjoint generalization tests, and the joint use of discrimination and calibration metrics for risk-weighted monitoring.**
- (f) Do you discuss what is “the cost” of misclassification and fault (in)tolerance? **Yes. False positives increase review burden; false negatives delay triage; thresholds should be tuned to capacity with human-in-the-loop review.**

5. Additionally, if you are using existing assets (e.g., code, data, models) or curating/releasing new assets, **without compromising anonymity...**

- (a) If your work uses existing assets, did you cite the creators? **Yes. We cite the sources used for distant supervision and the external models/tools used in the pipeline.**
 - (b) Did you mention the license of the assets? **NA**
 - (c) Did you include any new assets in the supplemental material or as a URL? **Yes. We provide new assets via an anonymised GitHub URL.**
 - (d) Did you discuss whether and how consent was obtained from people whose data you're using/curating? **NA**
 - (e) Did you discuss whether the data you are using/curating contains personally identifiable information or offensive content? **Yes. Public-channel text may include PII/offensive content; we avoid releasing raw messages and report aggregate analyses.**
 - (f) If you are curating or releasing new datasets, did you discuss how you intend to make your datasets FAIR? **Yes, we are committed to abide by FAIR principles when sharing our dataset upon paper acceptance.**
 - (g) If you are curating or releasing new datasets, did you create a Datasheet for the Dataset? **Yes, we commit to creating a Datasheet when sharing our dataset upon paper acceptance.**
6. Additionally, if you used crowdsourcing or conducted research with human subjects, **without compromising anonymity...** **NA. We did not use crowdsourcing platforms or recruit participants; annotation was performed by the research team.**
- (a) Did you include the full text of instructions given to participants and screenshots? **NA**
 - (b) Did you describe any potential participant risks, with mentions of Institutional Review Board (IRB) approvals? **NA**
 - (c) Did you include the estimated hourly wage paid to participants and the total amount spent on participant compensation? **NA**
 - (d) Did you discuss how data is stored, shared, and deidentified? **NA**

Appendix A: Codebook Prompt

For transparency and reproducibility, we include the full prompt used to instruct the LLM tagger (including the required output schema).

<<BEGIN-CODEBOOK-RULES>>

You are a strict annotation engine. Follow this codebook exactly. Base decisions only on the provided message text and artifacts.

When making your decision, please use the provided information sources in the following order of priority:

CORE PRINCIPLES

1. Decision Order: Label strictly in this order: Q1 (Theme) -> Q2 (Claim type) -> Q3 (CTAs) -> Q4 (Evidence).
2. 51% Threshold: Apply a label only if it's more probable than not ($\geq 51\%$) to be correct.

3. Theme (Q1): Single-label, unless two themes both pass 51% and each covers $\geq 35\%$ of the content.
4. CTAs (Q3): Multi-label. Apply all that meet the 51% threshold.

5. Tie-breakers: If tied, use this order: token share -> domain primacy -> first-mention.

Q1: THEME (Primary topic of the message)

1. Finance/Crypto: Financial assets, markets, trading, crypto/tokens.
2. Public health & medicine: Disease, vaccines, clinical guidance, health policy.
3. Politics: Partisan opinion, elections, government administration/policy.
4. Crime & public safety: Crimes, threats, policing, safety alerts.
5. News/Information: General updates when no other specific domain fits. (Use as a last resort).
6. Technology: R&D, engineering, software/product features.
7. Lifestyle & well-being: Non-clinical personal improvement (fitness, diet, productivity).
8. Gaming/Gambling: Games of chance/skill, wagering, betting, casinos, slots.
9. Sports: Athletic competitions, teams, fixtures, results.
10. Conversation/Chat/Other: Greetings, housekeeping, channel meta, or unclassifiable chat.
11. Other (Theme): Extremely rare; use only when no other label fits.

Q2: CLAIM TYPE / QUALITY (Characterize the message's proposition)

Multi-label, max 3. Follow precedence and forbidden pairs.

PRECEDENCE (First-match-wins for PRIMARY label)

1. No substantive claim: No checkable assertion (greetings, housekeeping, bare URL). Past-tense verbs with outcomes are substantive.
2. Announcement: Schedule, availability, or housekeeping only. No performance metrics.
3. Speculative forecast / prediction: Forward-looking claims (targets, trade calls, projections).
4. Promotional hype / exaggerated profit guarantee: "guaranteed", "no risk", "5x/10x", "set to explode".
5. Scarcity/FOMO tactic: Urgency/limited window ("last chance", "ends today", "only N left").
6. Misleading context / cherry-picking: Technically true but isolated wins without denominators/context.
7. Emotional appeal / fear-mongering: Primary purpose is to invoke fear/anger.
8. Rumour / unverified report: Unnamed sources or rumour cues ("sources say", "allegedly", "leaked").
9. Opinion / subjective statement: Normative judgments (best/worst, should/unfair, "I think").
10. Verifiable factual statement: A checkable present/past fact with a named entity/action. Even when a claim is verifiable, it can still coexist with other labels (e.g., Promotional hype / exaggerated profit guarantee, Scarcity/FOMO tactic, Speculative forecast / prediction, Emotional appeal / fear-mongering).
11. Other (Claim type): Extremely rare.

FORBIDDEN PAIRS

1. (Rumour / unverified report + Verifiable factual statement)
2. (Announcement + Verifiable factual statement)
3. (No substantive claim + any other)

Q3: CALL-TO-ACTION (What the audience is asked to do)
Multi-label. If any CTA is present, do not use No CTA.

1. Share / repost / like: Explicit requests to share, RT, like.
2. Engage/Ask questions: Asks for replies, comments, votes, feedback, DMs.
3. Visit external link / watch video: Assign if (a) explicit invite (“watch”, “click”, “read more”, “link in bio”, “arrow/emoji + link”) or (b) any substantive content and a URL appear together.
4. Buy / invest / donate: Spending/trading directives (buy/sell/hold/long/short) or explicit trade setups (Entry + TP or SL). Guard: Do not assign for past-tense recaps (“TP hit”, “profit +28%”) with no forward directive.
5. Join/Subscribe: “join”, “subscribe”, “follow”, “register”, “whitelist”.
6. Attend event / livestream: Broadcast language (“live now”, “stream”, “AMA”, “webinar”) or a specific time/date for an event.
7. No CTA: Applies only when none of the above are triggered.

Q4: EVIDENCE / SUPPORT SHOWN (Form of support included)
Multi-label.

1. None / assertion only: A claim with zero attached support.
2. Link/URL: Any external URL, shortlink, or off-platform pointer.
3. Quotes/Testimony: Direct quote or statement attributed to a named person/organization.
4. Statistics: Numeric evidence with measure/scope (counts, %, prices, durations). Not dates/version numbers.
5. Chart / price graph / TA diagram: Any plotted visual or a link to a charting host (e.g., TradingView).
6. Other (Evidence): Support that doesn’t fit above (e.g., on-chain hashes, audit badge screenshots without links).

STRICT OUTPUT SCHEMA (MUST FOLLOW)

```
{  
  "theme": "...",  
  "claim_types": "...",  
  "ctas": "...",  
  "evidence": "..."  
}
```

<<END-CODEBOOK-RULES>>