

AI Skills Improve Job Prospects: Causal Evidence from a Hiring Experiment

Fabian Stephany^{a,b,c,d}, Ole Teutloff^{a, e, f}, Angelo Leone^a

a) Oxford Internet Institute, University of Oxford, UK, b) Institute for New Economic Thinking, Oxford Martin School, c) Bruegel, Brussels, Belgium, d) Humboldt Institute for Internet and Society, Berlin e) Copenhagen Center for Social Data Science, University of Copenhagen, Denmark, f) Medialab, Sciences Po Paris, France

 fabian.stephany@oii.ox.ac.uk

January 2026

Abstract

The growing adoption of artificial intelligence (AI) technologies has heightened interest in the labour market value of AI-related skills, yet causal evidence on their role in hiring decisions remains scarce. This study examines whether AI skills serve as a positive hiring signal and whether they can offset conventional disadvantages such as older age or lower formal education. We conduct an experimental survey with 1,700 recruiters from the United Kingdom and the United States. Using a paired conjoint design, recruiters evaluated hypothetical candidates represented by synthetically designed résumés. Across three occupations – graphic designer, office assistant, and software engineer –, AI skills significantly increase interview invitation probabilities by approximately 8 to 15 percentage points. AI skills also partially or fully offset disadvantages related to age and lower education, with effects strongest for office assistants, where formal AI certification plays an additional compensatory role. Effects are weaker for graphic designers, consistent with more skeptical recruiter attitudes toward AI in creative work. Finally, recruiters' own background and AI usage significantly moderate these effects. Overall, the findings demonstrate that AI skills function as a powerful hiring signal and can mitigate traditional labour market disadvantages, with implications for workers' skill acquisition strategies and firms' recruitment practices.

Keywords: Artificial Intelligence, labour markets, Signaling Theory, Hiring, Skills, Experiment

JEL Class: J23, J24, M51, O33

Acknowledgements: The authors are thankful for the funding by the Microsoft AI Economy Institute. The authors thank the participants of the Global Technology Forum in Heilbronn (November 2025), the Microsoft AI Economy Institute seminar in Redmond (June 2025), and the Re-Skill Conference in Ferrara (November 2025) for their valuable contributions.

1. Introduction

The demand for AI skills is growing. In major labour markets such as the US or the UK demand for AI skills has approximately tripled between the mid-2010s and the mid-2020s ([Stanford HAI, 2025](#)). As firms across industries are increasingly integrating AI systems into production, coordination, and decision-making processes, they are seeking talent skilled with AI, since unlocking AI's potential depends less on the technology itself than on the human skills needed to leverage it ([Brynjolfsson et al., 2018](#)). Consistent with basic economic theory, rising demand has translated into increasing prices. A growing body of empirical work documents substantial wage premia associated with AI skills, with estimates suggesting that workers listing AI-related competencies command significantly higher salaries than otherwise comparable workers ([Bone et al., 2025](#), [Stephany and Teutloff, 2024](#)).

Despite growing evidence that AI skills are associated with higher wages and improved labour market outcomes, most existing studies rely on observational data. These studies typically infer the value of AI skills from correlations in job postings, résumés, or wage data. While informative, such approaches face well-known limitations. Workers who possess AI skills may differ systematically from those who do not along unobserved dimensions, such as motivation, ability, or access to elite educational institutions ([Alekseeva et al., 2021](#)). Similarly, firms that demand AI skills may differ in ways that independently affect wages and hiring practices ([Garcia-Lazaro 2025](#)). As a result, it remains difficult to isolate whether AI skills themselves causally influence labour market outcomes or merely proxy for other valued characteristics.

This paper provides causal evidence on the economic value of AI skills by investigating whether AI skills improve hiring prospects. We conduct a conjoint survey experiment with 1,725 professionals who have hiring experience in the UK and US, collecting 22,195 CV comparison tasks. We present participants with pairs of fictitious CVs and ask them to choose which candidate they would invite for an interview. Each participant evaluated candidates for one of three roles: office assistant, graphic designer, or software engineer. These roles span administrative, creative, and technical work, each requiring different types of AI competencies ranging from general AI literacy to specialized technical skills. The CVs were programmatically generated to systematically vary the presence of five AI skill treatments: no AI skills mentioned, self-reported AI skills, company-certified AI skills, professional certification, and university certification. We also varied candidate characteristics including age and educational attainment to examine whether AI skills can offset traditional hiring disadvantages. This experimental approach is inspired by previous literature in labor economics that use discrete choice experiments and vignette studies to elicit employer preferences (e.g., [Humburg & van der Velden, 2015](#); [Piopiunik, Schwerdt, Simon, & Woessmann, 2020](#)).

Our experimental approach allows us to address three questions. First, do AI skills on resumes increase the probability of being invited to an interview, and does this effect differ across occupational contexts? Second, inspired by recent work on skills versus degrees ([Bone et al., 2025](#)), we investigate whether AI skills can offset traditional hiring disadvantages such as lower formal education or older age. Third, drawing on job market signaling theory ([Spence, 1973](#)), we examine whether more credible signals of AI competence carry greater weight in hiring decisions. If employers view AI skills with uncertainty, costly and verifiable credentials should provide stronger signals than self-reported claims.

Our findings show that candidates who list AI skills are substantially more likely to receive interview invitations, with the magnitude of this effect varying systematically across occupations and

forms of skill disclosure. Overall, across all occupations and certification levels, AI skill signals raise interview probabilities by between 8 and 15 percentage points. Recruiters place the highest value on AI skills when hiring for technical roles: for software engineers, certified AI skills generate the highest interview probabilities, reaching up to 72%. For applicants without additional disadvantages, company-issued AI certificates modestly outperform self-reported skills, yielding interview probabilities of around 64%, though these incremental gains are generally small and differences across certification types are rarely statistically different from self-reported AI skills. An important exception emerges for office assistant candidates without tertiary education, for whom AI skills represented by university-issued certificates lead to the largest gains, increasing interview probabilities by up to 25 percentage points relative to comparable candidates without AI skills. This pattern indicates that while the mere presence of AI skills carries substantial signaling value, formal certification can play a decisive compensatory role when conventional educational signals are absent.

To further strengthen the causal interpretation of our results, we examine how recruiters' own perceptions of and engagement with AI technologies shape their evaluation of AI skills. We find substantial heterogeneity across occupational contexts: recruiters hiring for graphic design roles express significantly greater concern about the potential harms of AI for creative work, and these concerns are closely associated with lower valuations of AI skills, helping explain the weaker effects observed for this occupation. In contrast, recruiters evaluating technical roles display far less skepticism. Moreover, we identify a pronounced gatekeeper effect linked to recruiters' own AI engagement. Recruiters who use AI tools frequently reward AI-skilled candidates much more strongly than less-engaged recruiters. Among these high-usage recruiters, interview probabilities for AI-skilled software engineering candidates approach 75%, whereas recruiters with low AI usage exhibit a markedly flattened response to AI skills.

Our study is one of the first to provide causal evidence for the growing literature on the labour market value of AI skills¹. The diffusion of generative AI has expanded demand for workers who can develop, deploy, and effectively use AI systems ([Bone et al., 2025](#); Stanford HAI, 2025; [OECD](#)). For instance, [Teutloff et al. \(2025\)](#) show how ChatGPT's release shifted demand on freelancing platforms toward AI-complementary skills, illustrating that new technologies create opportunities for workers whose capabilities complement them. This results in a substantial AI skill premium: job postings requiring AI competencies advertise about 20% higher wages than comparable positions ([Bone et al., 2025](#)). This premium reflects both scarcity and complementarity, as AI skills combine productively with diverse other skills ([Stephany and Teutloff, 2024](#)). Beyond wages, AI-related positions offer enhanced non-monetary benefits including remote work and generous leave policies ([Mira et al., 2025](#)). Only recently, studies have started to experiment with causal approaches to examine the AI skill premium ([Cui et al., 2025](#); [Firpo et al., 2025](#)).

Our second contribution speaks directly to signaling theory and the nature of skill signals in labour markets. In the classic framework of [Spence \(1973\)](#), workers invest in costly signals to credibly reveal otherwise unobservable productivity to employers. AI proficiency, however, poses a conceptual challenge to this framework: claiming AI skills is relatively easy and increasingly common, potentially making it a noisy signal that fails to separate high- and low-ability workers. This concern is closely related to debates about the proliferation of low-quality, AI-generated content—often described as “AI slop” or “work slop”—that mimics competence without substantive effort ([Niederhoffer et al., 2025](#)). While some workers genuinely augment their capabilities through AI, others may use it as a substitute for effort, producing lower-quality output ([del Rio-Chanona et al.,](#)

¹ For an overview see [Stephany & Teutloff \(2026\)](#).

[2025](#)). Our study shows that, despite these concerns, AI skills function as a strong market signal even when self-reported, with limited additional gains from certification. Certification matters most for conventionally disadvantaged candidates, while skepticism toward AI is most pronounced among recruiters hiring for creative roles, where sentiment toward AI skills is markedly more negative.

Our findings have important implications for managers, workers, and policymakers. For managers, the results reveal a risk of unintended hiring bias: recruiters' own engagement with AI strongly influences how they value AI skills, meaning organizations may systematically undervalue such competencies if hiring staff are not technologically engaged. Firms seeking to build AI capabilities should therefore invest in the digital literacy of recruiters, while also addressing pronounced skepticism toward AI in creative roles, where concerns may reflect either legitimate quality risks or outdated assumptions about technology. For workers, particularly those facing disadvantages such as age discrimination or lacking formal degrees, AI credentials offer a viable pathway to improved employability, with compensatory effects that can partially offset structural barriers. For policymakers, the finding that AI micro-credentials can substitute for missing bachelor's degrees is relevant to debates on skills-based hiring. However, emerging adoption gaps—such as gender disparities in AI use AI adoption ([Humlum and Vestergaard, 2024](#); [Stephany and Duszynski, 2026](#))—risk translating into new forms of labour market inequality as AI skills become increasingly central to hiring decisions.

2. Survey Experiment

To causally isolate the effect of AI skills and their interactions with candidate attributes on hiring prospects, we design a paired-comparison conjoint experiment (Illustration 1). This methodology allows us to estimate the causal influence of specific attributes that are often confounded in observational data ([Piopiunik et al., 2020](#); [Humburg & van der Velden, 2015](#)). The design achieves three key objectives: it mimics the real-world comparative process recruiters use when screening candidates, it allows for clean identification of causal effects by constructing pairs that differ only on manipulated attributes, and the forced-choice format circumvents respondent-specific scale-use bias while reducing social desirability bias through revealed preference ([Hainmueller et al. 2014](#)).

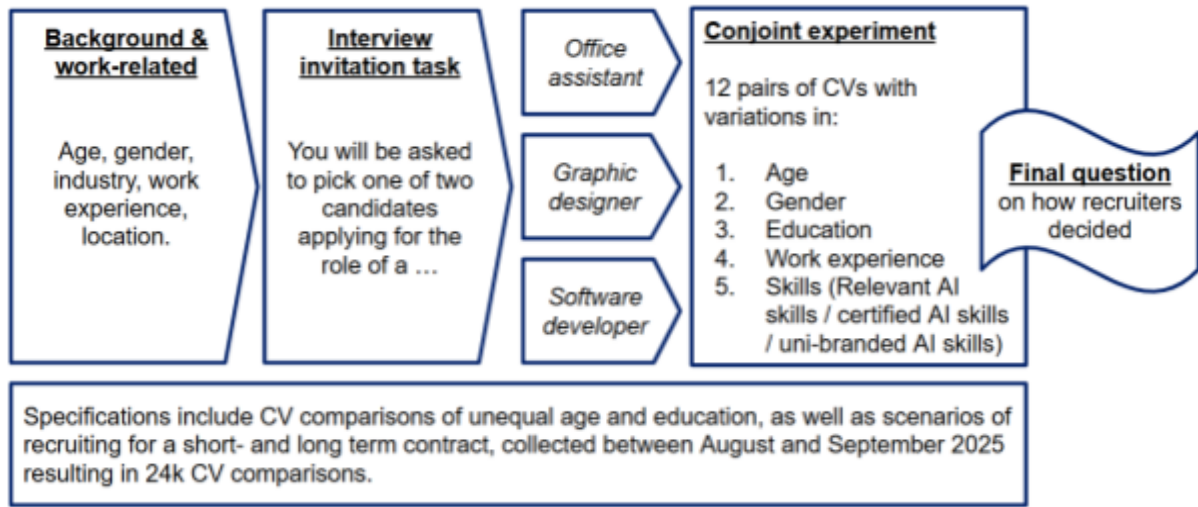


Illustration 1: Structure of the structure of the conjoint experiment.

2.1. Sample and Data Collection

The experiment was conducted between August and September 2025 via the Prolific platform, recruiting a sample of 1,725 professionals with direct hiring experience from the United Kingdom (N=921) and the United States (N=729). Participants were screened to ensure they had been responsible for making hiring decisions in a professional capacity, including HR specialists, team leads, and line managers (See Annex F for our survey questions). This criterion ensures our results reflect the preferences of actual decision-makers rather than the general public.

Each participant completed 10 to 15 distinct choice tasks, yielding a total of 22,195 pairwise comparisons. In each task, respondents were presented with two fictitious CVs displayed side-by-side and were asked to choose which candidate they would be more likely to invite for an interview (See Annex F for example CVs). This forced-choice design mimics the comparative nature of real-world screening and mitigates social desirability bias by revealing implicit preferences through trade-offs ([Hainmueller et al., 2014](#)).

2.2. Experimental Design

The experimental design was structured around three key factors, which were systematically varied across the CV pairs.

Job Profile. The CVs were created for three distinct occupations representing a range of skill requirements and output verifiability: Office Assistant (administrative), Graphic Designer (creative), and Software Engineer (technical). For each role, we also varied the contract type between a 6-month fixed-term contract and a permanent (open-ended) contract, allowing us to test whether employers' time horizons affect their valuation of AI signals.

Candidate Attributes and Disadvantages. Each CV was built around a core profile defined by gender, age, and education level. In a large subset of cases, one candidate (Candidate B) was presented with a potential hiring disadvantage relative to the other (Candidate A). These disadvantages were operationalized as: (a) Age: an older candidate (approximately 60 years old) paired with a younger one (approximately 32 years old); and (b) Education: a candidate with a lower level of education (e.g., an Associate's Degree) paired with a candidate with a higher level (e.g., a Bachelor's Degree).

AI Skill Treatment. To test our main assumptions, the disadvantaged candidate (or one of the candidates if no disadvantage occurred in the pair) was randomly assigned one of five AI skill treatments: (1) No AI skill (control), where the CV contained no mention of AI skills; (2) Self-reported AI skill, where the candidate listed AI skills in their skills section with supporting language in their job descriptions; (3) LinkedIn certification, where the candidate held an AI skill certificate from LinkedIn Learning; (4) University credential, where the candidate possessed an AI skill micro-credential from a university (e.g., "Online Certificate in Generative AI for Business Professionals, Oxford University"); or (5) Company credential, where the candidate had an AI skill certification from a major technology firm (e.g., "Generative AI for Business Professionals, IBM - Coursera certificate").

Furthermore, in a subset of cases (the "B cases"), the advantaged Candidate A was assigned a relevant but non-AI professional certificate. This counter-certificate condition was included to test whether the observed effects are specific to AI credentials or attributable to certifications in general. Each role had a different counter-certification: Office Assistant (Project Management certificate), Graphic Designer (Advanced UX/UI certificate), and Software Engineer (AWS certificate). The combinations of these characteristics were structured into 38 distinct cases (A1–A19, B1–B19), with "A cases" representing 50% of the scenarios and "B cases" the other 50%. Annex A provides a complete mapping of candidate characteristics across all experimental conditions.

2.3. Stimuli Construction

To balance realism and experimental control, the fictitious CVs used as stimuli were created through a systematic, two-stage process.

Stage 1: AI-Assisted Content Generation. The foundational content for every CV was generated using a large language model (Google's Gemini 2.5 Pro). We first created a master design document outlining the full distribution of experimental cases, specifying the required combination of role, contract type, and candidate attributes (age, gender, education, AI treatment, and counter-certificate) for each CV. The model was then guided by a series of structured prompts to generate detailed content for each profile, including professional summaries, job histories,

responsibilities, and skills. This process was iteratively refined to ensure that each CV was internally consistent, plausible, and strictly adhered to the factorial design. For example, prompts ensured that years of experience were consistent with the candidate's age and that listed skills were directly relevant to the assigned job role. The final output was a comprehensive structured dataset containing the detailed textual content for every unique CV. A crucial aspect of the design was to minimize the confounding effect of institutional prestige. Therefore, the universities from which candidates graduated were intentionally chosen to be non-elite, typically mid-tier public or state universities. This approach isolates the impact of the candidate's qualifications and our experimental treatments from the powerful brand effects of highly-ranked institutions.

Role-Specific Profiles. For the Office Assistant role, high education candidates held a Bachelor's degree in Business Administration, Communications, or English, while low education candidates had a high school diploma supplemented with a vocational certificate in office administration. Younger candidates were presented with 3–5 years of experience in roles such as Administrative Assistant or Team Coordinator, while older candidates had a similar amount of relevant years of experience with similar titles and tasks. Analogous role-appropriate profiles were constructed for Graphic Designer and Software Engineer positions.

The AI skills were tailored to be relevant to each specific job role. For Office Assistant, AI skills focused on productivity and automation (e.g., "Proficiency in automating workflows with Zapier and Microsoft Power Automate" or "Experience using generative AI tools for content creation and scheduling"). For the Graphic Designer role, AI skills related to creative content generation (e.g., "Expertise in AI-powered design tools such as Adobe Firefly and Midjourney for asset creation and ideation" or "Prompt engineering for visual concept development"). For the Software Engineering role, AI skills were more technical (e.g., "Skilled in integrating large language model APIs for application development").

3. Impact of AI Skills on Hiring Decisions

3.1. Empirical Strategy

To test our assumption regarding the signaling value of AI skills, we estimate two complementary sets of logistic regression models that differ in their unit of analysis and research objective.

Model 1: Candidate-Level Analysis. The first specification tests the main effects of AI skills and their interaction with candidate disadvantages. The unit of analysis is the individual candidate profile, and the dependent variable, $Invite_i$, is a binary indicator equal to 1 if candidate i was selected and 0 otherwise. We estimate:

$$\text{logit}(P(Invite_i = 1)) = \alpha + \beta_1 AI_Skill_i + \beta_2 Role_i + \beta_3 Disadvantage_i + \beta_4 (AI_Skill_i \times Disadvantage_i) + \mathbf{X}_i \gamma + \epsilon_i$$

Where AI_Skill_i is a categorical variable representing the type of AI skill treatment (No AI Skill as reference, Self-reported, LinkedIn Certificate, Company Certificate, University Certificate);

$Role_i$ denotes the job role (Graphic Designer as reference, Office Assistant, Software Engineer); $Disadvantage_i$ indicates the type of disadvantage (No Disadvantage as reference, Age, Education); and X_i is a vector of control variables including contract type (permanent vs. 6-month) and the presence of a counter-certificate. The interaction term $AI_Skill_i \times Disadvantage_i$ allows us to test whether the effect of AI skills varies across disadvantage conditions.

We estimate these models separately for candidates facing an age disadvantage (Models 1-3 in Table 1) and those facing an educational disadvantage (Models 4-6), further differentiating by job category (Software Engineer, Graphic Designer, Office Assistant) within each disadvantage group. This yields six models that allow us to examine heterogeneity in the AI skill premium across occupational contexts. Standard errors are clustered at the respondent level to account for within-recruiter correlation across the 15 choice tasks.

Model 2: CV-Pair-Level Analysis. To study the influence of recruiter characteristics on the valuation of AI skills, we estimate a second set of models where the unit of analysis is the CV pair rather than the individual candidate. For this analysis, we restrict the sample to pairs in which one applicant listed at least one AI skill and the other did not. The dependent variable equals 1 if the AI-skilled candidate was selected and 0 otherwise. Because our focus is on whether any AI skill provides an advantage conditional on recruiter characteristics, we aggregate all AI skill types into a single binary indicator; preliminary analyses revealed no statistically significant differences between self-reported and certificate-based skills in this specification. The model takes the form:

$$\begin{aligned} \text{logit}(P(\text{Invite_AI_Candidate}_i = 1)) = & \alpha + \beta_1 AI_Skill_i + \beta_2 Recruiter_Usage_r \\ & + \beta_3 (AI_Skill_i \times Recruiter_Usage_r) + \epsilon_{ir} \end{aligned}$$

where $Recruiter_Usage_r$ is a binary variable categorized as High (daily/weekly use) or Low (monthly/never).

We estimate the models in a stepwise fashion, adding blocks of variables across three stages. Step 1 (Models 1-3 in Table 2) includes job role and contract type controls only. Step 2 (Models 4-6) adds recruiter demographics, specifically recruiter age and gender. Step 3 (Models 7-9) adds the recruiter's self-reported frequency of generative AI usage. Each step includes three models corresponding to the three applicant comparison groups: no disadvantage, age disadvantage, and education disadvantage, yielding nine models in total. This stepwise approach allows us to assess the extent to which the AI skill premium is conditional on the digital literacy of the hiring gatekeeper. Standard errors in all models are clustered at the respondent level.

3.2. Results

Our analysis yields robust evidence that AI skills function as a positive signal in hiring, that this signal can compensate for conventional labour market disadvantages, and that formal certification amplifies these effects in specific contexts. We structure the presentation of results around our three main assumptions: 1) AI skills increase the likelihood of a job interview invite, 2) they might

compensate for conventional disadvantages, and 3) certificates might strengthen the labour market signal of AI skills..

3.2.1. AI Skills Increase the Likelihood of Getting a Job Interview

Possessing any form of AI skill significantly increases the probability of receiving an interview invitation relative to having no AI skills. Figure 1 displays the predicted probabilities of interview invitation for candidates without any labour market disadvantage, pooled across job roles. The baseline for any CV comparison without disadvantaged candidates is 0.5, as each candidate has a 50-50 chance of being selected. In this first analysis, all four AI skill treatments yield predicted probabilities significantly above the 0.5 baseline that would be expected if recruiters were indifferent regarding AI skills. Even self-reported skills, which represent the lowest-cost signal in our experimental design, confer a statistically significant advantage. This finding is noteworthy because it suggests that employers do not universally discount unverified AI skill claims. Instead, the mere mention of AI proficiency appears to signal adaptability and future-orientation to recruiters.

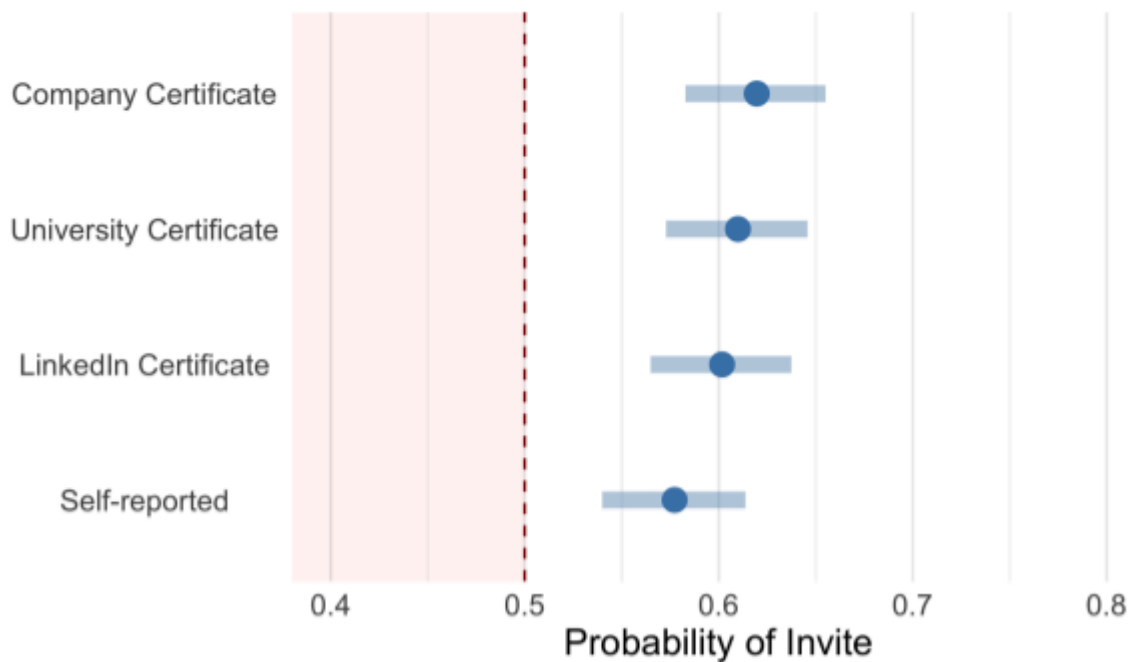


Figure 1: The probability of an interview invite increases significantly with the prevalence of AI skills. Certifications, such as company certificate (predicted probability = 64%), lead to a slightly higher chance of receiving an invite compared to self-reported skills. Points show predicted probabilities of receiving an interview invitation for each AI skill level, estimated from a logistic regression among non-disadvantaged applicants. Bars represent 95% confidence intervals. The dashed horizontal line at 0.5 marks the baseline of equal likelihood of invitation for either of the two applicants.

Among the certificate-based treatments, company certificates and university certificates generate the highest predicted probabilities (approximately 0.62–0.64), though the confidence intervals overlap substantially with those for LinkedIn certificates and self-reported skills. This suggests that, in the absence of candidate disadvantages, the marginal value of formal verification over self-reporting is modest. The primary effect is binary: having any AI skill matters more than the specific source of that skill.

Figure 2 disaggregates these results by job role, testing whether the AI skill premium differs by professional domains. For Software Engineers, all AI skill treatments generate predicted probabilities well above the 0.5 baseline, with point estimates ranging from approximately 0.60 for self-reported skills to 0.72 for university certificates. For Office Assistants, the pattern is similar though slightly attenuated, with predicted probabilities ranging from approximately 0.58 to 0.65.

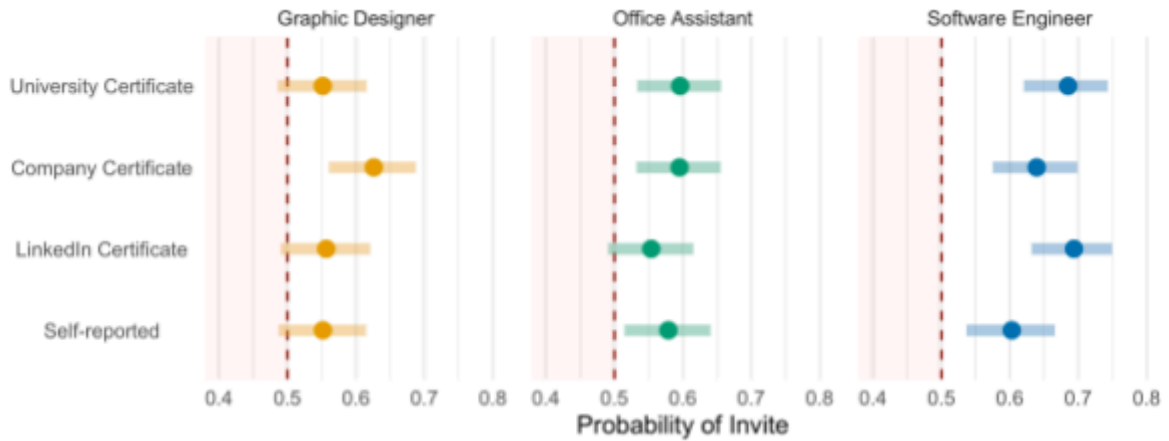


Figure 2: For candidates without any disadvantage, the AI skill premium is present across different occupations but varies in strength based on the professional domain. The effect is strongest for technical roles like Software Engineers, where university certificates generate the highest interview probability (predicted probability = 72%), whereas creative roles like Graphic Designers show notably smaller effect sizes. Points show predicted probabilities of receiving an interview invitation for each AI skill level, estimated from a logistic regression among non-disadvantaged applicants. Bars represent 95% confidence intervals. The dashed horizontal line at 0.5 marks the baseline of equal likelihood of invitation for either of the two applicants.

The effect is notably weaker for Graphic Designers, where self-reported AI skills hover near the 0.5 baseline and certificate-based credentials generate more modest lifts (predicted probabilities of approximately 0.55-0.65). This attenuation for creative roles is consistent with an authenticity penalty interpretation: recruiters may view AI-generated design outputs with skepticism, questioning whether candidates who rely on tools like Midjourney or Adobe Firefly possess genuine creative ability. We find corroborating evidence in our sentiment analysis of recruiter open-text responses (for details on the methodological approach see Annex C). Among recruiters evaluating Graphic Designer positions, 43.8% expressed negative sentiment toward AI skills compared to only 49.0% positive. This is nearly an even split, which contrasts sharply with Office Assistants (24.8% negative, 70.1% positive) and Software Engineers (22.0% negative, 72.9% positive). The skepticism toward AI among Graphic Design recruiters aligns with the lower returns to AI skills and certificates we observe for this occupation.

3.2.2. AI Skills Can Compensate for Conventional Hiring Disadvantages

We assume that AI skills compensate for conventional hiring disadvantages faced by older applicants and applicants with lower levels of formal education. Figure 3 displays the predicted probabilities of interview invitation for candidates facing either an age disadvantage (Panel A) or an education disadvantage (Panel B), disaggregated by job role and AI skill treatment. Table 1 presents the corresponding regression coefficients.

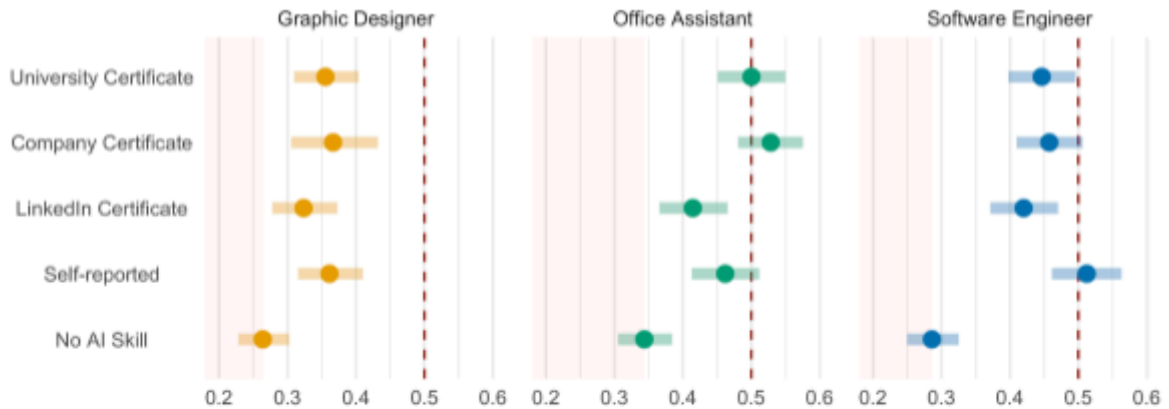
Table 1 shows the results of a set of logistic regression models estimating the probability that an applicant is invited to an interview (1 = invited; 0 = not invited). The main explanatory variable is the type of AI skill listed by the applicant. The reference category is applicants without any AI skills, and we compare this group to applicants reporting one of four AI skill types: self-reported AI skills, LinkedIn certificates, company-issued certificates, and university-issued certificates. We estimate these models separately for two groups of applicants: (1) those facing an age disadvantage (Models 1–3), and (2) those facing an educational disadvantage (Models 4–6). Within each disadvantage group, we additionally differentiate by job category: Software Engineer, Graphic Designer, and Office Assistant, producing six models in total. Sample size of the individual models vary slightly due to missing values.

Across almost all specifications, the coefficients indicate that possessing any type of AI skill increases the odds of being invited to an interview relative to having no AI skills. However, the magnitude of the effect varies both by job type and by the kind of disadvantage faced by applicants.

Age Disadvantage. For applicants with an age disadvantage (approximately 60 years old compared to 32 years old), the positive effects of AI skills are consistently present, though their strength differs across occupations. Figure 3A shows that older candidates without AI skills face a substantial hiring penalty: predicted probabilities fall to approximately 0.30 for Graphic Designers, 0.35 for Office Assistants, and 0.38 for Software Engineers. They are all well below the 0.5 baseline and indicate a strong preference for younger competitors. These baseline penalties are consistent with the technological obsolescence stereotype often attached to older workers ([Hudomiet & Willis, 2023](#)). Beyond technological concerns, these penalties likely also reflect employer perceptions regarding the limited future career potential and shorter investment horizons associated with older applicants ([Posthuma & Campion, 2009](#); [North & Fiske, 2012](#)). However, the addition of AI skills substantially recovers these probabilities. For Software Engineers with an age disadvantage, company and university certificates lift predicted probabilities to approximately 0.50–0.55, effectively neutralizing the age penalty. For Office Assistants, older candidates with verified AI credentials achieve predicted probabilities near or above 0.50. The smallest effects are observed among Graphic Designers, where AI skills appear to matter least for interview selection, consistent with the negative sentiment patterns documented above.

Education Disadvantage. For applicants with an educational disadvantage (e.g., an associate's degree rather than a bachelor's degree), we observe a similar general pattern, but with notable differences in the Office Assistant role. Figure 3B and the corresponding coefficients in Table 1 (Models 4–6) show that certification-based skills, and especially university-issued certificates, generate the strongest positive effect on interview chances, clearly outweighing the impact of self-reported skills. The coefficient for university certification in the Office Assistant specification ($\beta = 1.02$, $p < 0.01$) is the largest in magnitude across all conditions and significantly exceeds the coefficient for self-reported skills ($\beta = 0.93$, $p < 0.01$). This suggests that for lower-skilled or administrative roles, formal validation of AI competencies may matter more than informal or self-declared skills. University micro-credentials appear to function as a partial substitute for a missing bachelor's degree, a formal validation from an academic institution that compensates for the absence of traditional educational credentials.

A - CV with age disadvantage



B - CV with education disadvantage

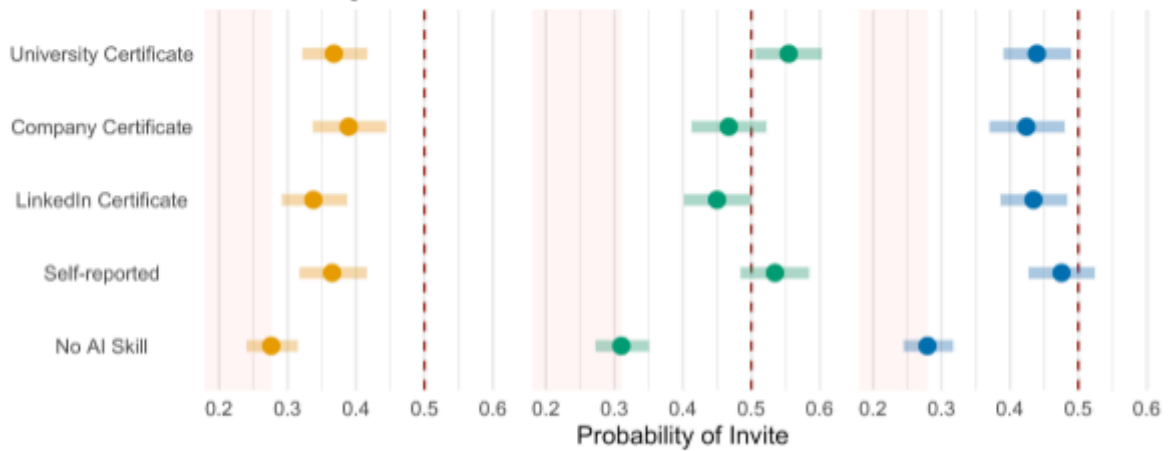


Figure 3: AI skills act as a powerful compensatory signal, significantly offsetting the hiring penalties associated with older age (Panel A) and lower formal education (Panel B). For age-disadvantaged Software Engineers, verified certifications effectively neutralize the age penalty (predicted probability = 50-55%), while university micro-credentials provide the strongest boost for administrative candidates lacking a bachelor's degree, acting as a partial substitute for traditional qualifications. Points show predicted probabilities of receiving an interview invitation for each AI skill level, estimated from a logistic regression. Bars represent 95% confidence intervals. The shaded red area indicates the baseline probability of being invited for an interview for CVs without AI skills. The dashed horizontal line at 0.5 marks equal likelihood of invitation for either of the two applicants.

Overall, the results strongly support the hypothesis that AI skills generally improve applicants' prospects of being invited to an interview even when those applicants face conventional hiring disadvantages, though the type of AI skill, the job context, and the specific disadvantage condition the magnitude of this compensatory effect.

Table 1. AI skills and invitation probability across occupations. Compared to candidates without AI skills, those with AI skills show consistently higher invitation probabilities across all models. Effects are estimated separately for software engineers, graphic designers, and office assistants, accounting for age disadvantage (Models 1–3) and educational disadvantage (Models 4–6)

Table 1: Individual Level Logistic Regression

	<i>Dependent variable: Candidate gets invited (0/1)</i>					
	Age disadvantage			Educational disadvantage		
	Software Engineer	Graphic Designer	Office Assistant	Software Engineer	Graphic Designer	Office Assistant
AI Skills (ref. No AI skills)						
Self-reported	0.97*** (0.14)	0.45*** (0.14)	0.49*** (0.14)	0.86*** (0.14)	0.40*** (0.14)	0.93*** (0.14)
LinkedIn certificate	0.60*** (0.14)	0.29* (0.15)	0.30** (0.14)	0.67*** (0.14)	0.28* (0.15)	0.59*** (0.14)
Company certificate	0.74*** (0.14)	0.47*** (0.17)	0.76*** (0.13)	0.64*** (0.15)	0.51*** (0.15)	0.66*** (0.15)
University certificate	0.71*** (0.14)	0.46*** (0.14)	0.65*** (0.14)	0.71*** (0.14)	0.41*** (0.14)	1.02*** (0.14)
Constant	-1.24*** (0.26)	-0.97*** (0.27)	-0.79*** (0.26)	-1.26*** (0.26)	-0.60** (0.26)	-0.10 (0.29)
Observations	2,102	1,921	2,133	2,085	2,010	2,030
Log Likelihood	-1,394.69	-1,188.93	-1,439.23	-1,359.58	-1,273.54	-1,353.08
Akaike Inf. Crit.	2,807.39	2,395.86	2,896.46	2,737.17	2,565.08	2,724.15

Note:

*p<0.1; **p<0.05; ***p<0.01

3.2.3. Does Certification Further Increase Employability?

Our last assumption posits that formal certification, represented by micro-credentials from LinkedIn, companies, or universities, further increases employability beyond self-reported AI skills. The evidence for H3 is nuanced and context-dependent.

In the absence of candidate disadvantages (Figures 1 and 2), the marginal value of formal verification over self-reporting is modest. All four AI skill types generate predicted probabilities that are statistically distinguishable from 0.5, and the confidence intervals overlap substantially across certification levels. This suggests that when candidates have no obvious deficits, the primary effect is binary: having any AI skill matters more than the specific source of that skill.

However, H3 receives strong support in the context of candidate disadvantages, particularly for education-disadvantaged applicants in administrative roles. As documented above, university-issued certificates show the strongest positive effect on interview chances for Office Assistants with lower educational attainment, clearly outweighing the impact of self-reported skills.

3.2.4. How Do Recruiter Characteristics Shape the AI Skill Premium?

While several recruiter characteristics influence AI skill valuation, one pattern stands out: recruiters who frequently use AI themselves perceive candidate AI skills very differently than those who rarely use it. Table 2 presents the CV-pair-level regressions, and Figure 4 visualizes the

split-sample results for high-AI-usage recruiters (Panel A: daily or weekly users) versus low-AI-usage recruiters (Panel B: monthly use or less).

Table 2 presents logistic regression results where the unit of analysis is the CV pair. In each pair, one applicant listed at least one AI skill and the other did not. The dependent variable equals 1 if the candidate with any AI skill in the pair was invited to interview, and 0 otherwise. Because our focus is on whether *any* AI skill provides an advantage, we restrict the analytical sample to CV pairs in which one applicant reported an AI skill. We do not distinguish between different types of AI skills in these models, as preliminary analyses showed no statistically significant differences between self-reported and certificate-based skills. We estimate the models in a stepwise fashion, adding blocks of variables across three stages: Step 1 (Models 1–3) includes job role and contract type; Step 2 (Models 4–6) adds recruiter demographics (age, gender); Step 3 (Models 7–9) adds the recruiter's frequency of generative AI use. Each step includes three models corresponding to the three applicant comparison groups: no disadvantage, age disadvantage, and education disadvantage, yielding nine models in total.

Table 2. Invitation probability of AI-skilled candidates in paired CV evaluations. Using CV pairs as the unit of observation, the dependent variable indicates whether the AI candidate is invited. Models control for job and recruiter characteristics and compare no disadvantage, age disadvantage, and educational disadvantage, with recruiter AI usage showing the strongest positive association with selecting the AI-skilled candidate.

Table 2: CV Pair Logistic Regression									
Dependent variable: AI candidate gets invite (0/1)									
	Role Type			+ Recruiter Demographics			+ Recruiter AI Usage		
	No Dis.	Age	Education	No Dis.	Age	Education	No Dis.	Age	Education
Role (ref. Graphic Designer)									
Office Assistant	0.04 (0.09)	0.51*** (0.07)	0.57*** (0.08)	0.07 (0.10)	0.49*** (0.07)	0.57*** (0.08)	0.02 (0.10)	0.47*** (0.07)	0.54*** (0.08)
Software Engineer	0.36*** (0.10)	0.43*** (0.07)	0.34*** (0.08)	0.33*** (0.10)	0.42*** (0.07)	0.33*** (0.08)	0.28*** (0.10)	0.41*** (0.08)	0.31*** (0.08)
Contract Type (ref. 6 months)									
Permanent	0.09 (0.08)	-0.17*** (0.06)	-0.07 (0.06)	0.05 (0.08)	-0.18*** (0.06)	-0.09 (0.06)	0.03 (0.08)	-0.19*** (0.06)	-0.10* (0.06)
Recruiter									
Age				0.02*** (0.004)	0.02*** (0.003)	0.01*** (0.003)	0.02*** (0.004)	0.02*** (0.003)	0.01*** (0.003)
Male (ref. Female)				0.16** (0.08)	-0.14** (0.06)	0.20*** (0.06)	0.08 (0.08)	-0.16*** (0.06)	0.15** (0.06)
AI Usage (ref. Never)									
Less than once a month							0.58*** (0.18)	0.39*** (0.15)	0.37** (0.16)
Monthly							1.08*** (0.19)	0.44*** (0.15)	0.57*** (0.16)
Weekly							1.03*** (0.16)	0.45*** (0.13)	0.73*** (0.14)
Daily							1.26*** (0.17)	0.54*** (0.13)	0.94*** (0.14)
Constant	0.24*** (0.08)	-0.51*** (0.06)	-0.52*** (0.06)	-0.55*** (0.19)	-1.26*** (0.15)	-1.15*** (0.15)	-1.43*** (0.24)	-1.67*** (0.18)	-1.79*** (0.20)
Observations	2,765	4,720	4,442	2,659	4,574	4,298	2,659	4,574	4,298
Log Likelihood	-1,849.64	-3,193.07	-3,014.44	-1,763.85	-3,060.55	-2,900.11	-1,727.31	-3,051.61	-2,867.66
Akaike Inf. Crit.	3,707.27	6,394.14	6,036.88	3,543.71	6,137.10	5,816.21	3,478.62	6,127.22	5,759.33

Note: *p<0.1; **p<0.05; ***p<0.01

Job Role Effects. Across specifications, AI-skilled candidates are more likely to be chosen in Software Engineering and Office Assistant positions compared to Graphic Design, mirroring the weaker role of AI skills observed for Graphic Designers in Table 1. The coefficients for Office Assistant ($\beta \approx 0.49 - 0.57$, $p < 0.01$) and Software Engineer ($\beta \approx 0.28 - 0.36$, $p < 0.01$) are positive and highly significant across all nine models.

Contract Type. The value of AI skills does not differ between short-term and permanent positions (see Figure A1 in Appendix H). We find evidence of a penalty for age-disadvantaged applicants when the position is permanent. In permanent contract scenarios, the AI-skilled candidate in an age-disadvantaged pair is less likely to be selected ($\beta \approx 0.17 - 0.19$, $p < 0.01$). This aligns with broader findings that older applicants tend to face stronger barriers in long-term or career-progression roles, consistent with statistical discrimination theories.

Recruiter Demographics. Older recruiters appear more likely to select the AI-skilled candidate, suggesting that age does not dampen openness to AI-related qualifications. Male recruiters are generally more likely to choose the AI-skilled applicant, except in cases involving age-disadvantaged candidates, where the pattern reverses and male recruiters appear less inclined to select the AI candidate.

Recruiter's AI Usage. The most robust pattern emerges when we incorporate the recruiter's own generative AI usage. Across the models in Step 3, frequency of AI use is strongly and positively associated with selecting the AI-skilled candidate. This effect follows a clear monotonic gradient: recruiters who use generative AI more frequently, moving from infrequent to daily use, are progressively more likely to pick the AI candidate. The coefficients increase from approximately $0.37 - 0.58$ for "less than once a month" users to $0.73 - 0.94$ for daily users, all highly significant ($p < 0.01$). This gradient is particularly pronounced in the no-disadvantage and education-disadvantage groups. For the age-disadvantage group, the effect remains positive but the slope is somewhat flatter, suggesting a weaker relationship between recruiter AI usage and preference for AI-skilled candidates in this subset.

Overall, Table 2 shows that the advantage of having AI skills is significantly shaped by the recruiters' own technological engagement, with frequent AI users displaying the strongest preference for AI-skilled applicants.

This pattern appears clearly in Figure 4. Among recruiters with high AI usage (daily or weekly), AI-skilled Software Engineers achieve predicted probabilities approaching 0.75, and even AI-skilled Graphic Designers exceed 0.55. Among recruiters with low AI usage (monthly or never), the entire distribution shifts downward and flattens: predicted probabilities cluster near 0.50–0.55 across all skill types and roles, and many confidence intervals include or approach 0.50. The gap between high and low AI usage recruiters appears most clearly for Office Assistants, where all credential types show substantial separation.

This finding has profound implications for labour market efficiency. It suggests that the AI skill premium documented in this study might be conditional on the digital literacy of the hiring gatekeeper. Firms whose recruiters do not themselves use generative AI may be systematically undervaluing AI competencies in candidates, creating a friction between the nominal demand for AI skills and the actual ability of hiring processes to reward them.



Figure 4: The valuation of AI skills is heavily dependent on the recruiter's own technological engagement, revealing a pronounced gatekeeper effect. Recruiters with high AI usage (daily or weekly) strongly reward AI-skilled candidates, approaching a 75% interview probability for Software Engineers, whereas recruiters with low AI usage (monthly or less) show a flattened response, appearing less able to distinguish or value AI competence. Points show predicted probabilities of receiving an interview invitation for each AI skill level, estimated from a logistic regression. Bars represent 95% confidence intervals. The dashed horizontal line at 0.5 marks the baseline of equal likelihood of invitation for either of the two applicants.

4. Concluding remarks

This study provides causal evidence that AI skills function as a powerful positive signal in hiring decisions. Using a conjoint experiment with 1,725 recruiters evaluating 22,195 CV comparisons across three occupations, we identify three core findings. First, listing AI skills on a résumé increases interview invitation probabilities by 8 to 15 percentage points. Second, AI skills partially or fully offset conventional hiring disadvantages associated with older age and lower formal education, with university micro-credentials proving especially valuable for candidates lacking bachelor's degrees. Third, recruiters' own AI usage strongly moderates these effects: hiring managers who use generative AI daily or weekly reward candidate AI skills far more than those who rarely use the technology.

4.1. Summary of Findings

While overall being positive, the magnitude of the AI skill premium varies by occupation. Software engineers benefit most, with predicted interview probabilities reaching 0.72 for candidates holding university AI certificates. Office assistants show similar patterns. Graphic designers present a notable exception: recruiters for creative roles express substantial skepticism toward AI, and the hiring advantage of AI credentials is correspondingly weaker. Sentiment analysis of recruiter open-text responses reveals that nearly 44% of respondents recruiting for graphic design view AI skills negatively, compared to roughly 23% in technical and administrative roles. Notably, this negative sentiment is unrelated to recruiters' own frequency of AI usage. Skeptical views appear among both heavy AI users and non-users, suggesting that the resistance reflects beliefs about the nature of creative work rather than unfamiliarity with the technology.

Certification type matters less than signaling theory would predict in most contexts. Self-reported AI skills confer statistically significant advantages, and the incremental benefit of formal credentials is modest when candidates face no other disadvantage. However, for candidates with lower educational attainment, university-issued AI certificates provide substantially larger effects than self-reported skills, suggesting that formal credentials serve as partial substitutes for missing degrees.

Whether recruiters reward AI skills depends critically on their personal AI experience which could be a source of labour market friction. Recruiters who never or rarely use generative AI show predicted probabilities near 0.50 across AI skill conditions, effectively ignoring AI credentials. Frequent AI users, by contrast, strongly favor AI-skilled candidates. This pattern implies that firms with AI-inexperienced hiring staff may systematically undervalue AI skills.

4.2. Implications

These findings offer distinct implications for labour market stakeholders.

For Firms and Hiring Organizations. The behavioral gap between AI-experienced and AI-inexperienced recruiters raises concerns about accidental hiring bias. A recruiter who has never used ChatGPT may struggle to assess the value of a candidate's prompt engineering skills or to distinguish genuine AI proficiency from superficial familiarity. This creates a risk of misallocation: firms that nominally seek AI-skilled workers may fail to identify them in practice if their hiring gatekeepers lack the technological fluency to interpret AI signals accurately. Organizations seeking to build AI capabilities should consider not only their candidate pipelines but also the digital literacy of their recruiting teams. The pronounced skepticism in creative fields also warrants attention: firms must assess whether resistance to AI in design roles reflects legitimate quality concerns or outdated assumptions about technology's role in creative work.

For Workers and Job Seekers. AI skills are valuable signals worth acquiring and displaying on CVs. For workers without conventional advantages (older workers facing age discrimination, or those without bachelor's degrees), AI credentials represent a viable pathway to improved labour market outcomes. The compensatory effects suggest that targeted investment in AI skills can partially offset structural disadvantages that have historically been difficult to overcome. Importantly, for disadvantaged workers, the source of AI credentials matters: formal certification from universities or recognized companies generates stronger effects than self-reported proficiency, likely because it provides third-party validation that employers find credible.

For Policymakers and Educational Institutions. The finding that university AI micro-credentials can partially substitute for missing bachelor's degrees has significant policy relevance. As the cost of traditional higher education continues to rise, micro-credentials and alternative certification pathways have attracted increasing attention ([Kato et al., 2020](#)). Our results provide causal evidence that, at least in administrative roles, such credentials carry real labour market value, particularly for candidates with low formal education. This suggests that investment in accessible, high-quality AI certification programs could expand opportunities for workers without traditional qualifications. Policymakers should consider how to ensure quality and prevent credential inflation in this emerging market for AI certifications. Policymakers should also monitor emerging AI adoption gaps by gender and other demographic characteristics, as disparities in AI skill acquisition may translate directly into hiring disadvantages.

4.3. Limitations and Future Research

Several limitations of this study warrant acknowledgment and point toward productive avenues for future research. First, our experiment captures stated preferences in a hypothetical hiring scenario rather than revealed preferences in actual hiring decisions. While conjoint experiments are well-validated for eliciting preferences and predicting behavior ([Hainmueller et al., 2014](#)), and our recruiter sample consists of professionals with real hiring experience, we do not observe actual interview invitations or job offers. Field experiments or analyses of administrative hiring data would provide valuable complementary evidence.

Second, our sample is drawn from the United Kingdom and United States, all advanced economies with high AI awareness and adoption. The dynamics documented here may differ in labour markets with lower AI penetration or different institutional structures governing hiring and credentialing. Cross-national comparative research would illuminate how cultural and institutional contexts moderate the signaling value of AI skills.

Third, while we show that respondents recruiting for Graphic Design exhibit more negative sentiment toward AI skills and that this correlates with weaker AI skill effects, we cannot definitively establish the mechanism. The open-text responses suggest that many Graphic Designer recruiters prioritize "original" or "human" creative work, but we did not experimentally manipulate perceptions of AI's role in creative production.

Fourth, our design does not allow us to distinguish whether AI skills signal genuine productivity enhancement or merely adaptability and learning orientation. Both interpretations are consistent with our findings. Longitudinal research tracking the actual job performance of AI-skilled hires would help disentangle these mechanisms and assess whether the signals recruiters are rewarding relate to AI-driven productivity increases.

Finally, the AI skill landscape is evolving rapidly. The certifications and self-reported skills examined in this study reflect the state of the market in 2025; as AI tools become more ubiquitous and AI literacy becomes more baseline, the signaling value of current credentials may depreciate. The dynamics documented here should be understood as a snapshot of an early and transitional period in AI labour market integration, and ongoing research will be needed to track how signaling equilibria evolve as the technology matures.

4.4. Conclusion

AI skills have become a meaningful hiring signal across occupations, capable of offsetting traditional labour market disadvantages. Whether employers can effectively identify and reward these skills depends substantially on whether recruiters themselves engage with AI technology. As AI adoption spreads among hiring professionals, two opposing forces will shape the premium for AI skills: greater recruiter familiarity may amplify rewards for candidates with AI expertise, yet widespread acquisition of these skills may erode their signaling value as they become baseline expectations. Moreover, AI's capacity to complete certification courses on behalf of candidates may require new mechanisms for verifying genuine competence. For now, AI credentials represent a concrete opportunity for workers seeking to improve their employment prospects.

Bibliography

- Acemoglu, D., & Restrepo, P. (2018). The Race between Man and Machine: Implications of Technology for Growth, Factor Shares, and Employment. *American Economic Review*, 108(6), 1488-1542.
- Acemoglu, D., Autor, D., Hazell, J., & Restrepo, P. (2022). Artificial Intelligence and Jobs: Evidence from Online Vacancies. *Journal of Labor Economics*, 40(S1), S293-S340.
- Alekseeva, L., Azar, J., Giné, M., Samila, S., & Taska, B. (2021). The demand for AI skills in the labour market. *Labour economics*, 71, 102002.
- Bone, M., Ehlinger, E. G., & Stephany, F. (2025). Skills or degree? The rise of skill-based hiring for AI and green jobs. *Technological Forecasting and Social Change*, 214, 124042. DOI: 10.1016/j.techfore.2025.124042.
- Brynjolfsson, E., Li, D., & Raymond, L. R. (2025). Generative AI at Work. *The Quarterly Journal of Economics*, 140(2), 889-942.
- Brynjolfsson, E., Rock, D., & Syverson, C. (2021). The productivity J-curve: How intangibles complement general purpose technologies. *American Economic Journal: Macroeconomics*, 13(1), 333-372.
- Cui, J., Dias, G., & Ye, J. (2025). Signaling in the Age of AI: Evidence from Cover Letters. *arXiv preprint arXiv:2509.25054*.
- del Rio-Chanona, R. M., Ernst, E., Merola, R., Samaan, D., & Teutloff, O. (2025). AI and jobs. A review of theory, estimates, and evidence. *arXiv preprint arXiv:2509.15265*.
- Eloundou, T., Manning, S., Mishkin, P., & Rock, D. (2024). GPTs are GPTs: labour market impact potential of large language models. *Science*, 384(6702), 1306-1308.
- Firpo, T., Niemann, L., & Danilov, A. (2025). *The Elusive Returns to AI Skills: Evidence from a Field Experiment* (No. 552). CRC TRR 190 Rationality and Competition.
- Garcia-Lazaro, A., Mendez-Astudillo, J., Lattanzio, S., Larkin, C., & Newnes, L. (2025). The digital skill premium: Evidence from job vacancy data. *Economics Letters*, 250, 112294.
- Hainmueller, J., Hopkins, D. J., & Yamamoto, T. (2014). Causal Inference in Conjoint Analysis: Understanding Multidimensional Choices via Stated Preference Experiments. *Political Analysis*, 22(1), 1-30.
- Hudomiet, P., & Willis, R. J. (2023). Computerization, Obsolescence, and the Length of Working Life. *Labour Economics*, 77. DOI: 10.1016/j.labeco.2021.102005.
- Humburg, M., & van der Velden, R. (2015). Skills and the graduate recruitment process: Evidence from two discrete choice experiments. *Economics of Education Review*, 49, 24-41.
- Humlum, A., & Vestergaard, E. (2025). The unequal adoption of ChatGPT exacerbates existing inequalities among workers. *Proceedings of the National Academy of Sciences*, 122(1), e2414972121.

- Kanazawa, K., Kawaguchi, D., Shigeoka, H., & Watanabe, Y. (2025). AI, skill, and productivity: The case of taxi drivers. *Management Science*.
- Kato, S., Galán-Muros, V., & Weko, T. (2020). The Emergence of Alternative Credentials. OECD Education Working Paper No. 216.
- Maslej, N., Fattorini, L., Perrault, R., Gil, Y., Parli, V., Kariuki, N., ... & Oak, S. (2025). Artificial intelligence index report 2025. *arXiv preprint arXiv:2504.07139*.
- Microsoft AI Economy Institute. (2026, January 8). *Global AI adoption in 2025—A widening digital divide*. Microsoft.
- Mira, A., Bone, M., & Stephany, F. (2025). Beyond pay: AI skills reward more job benefits. *arXiv preprint arXiv:2507.20410*.
- Niederhoffer, K., Kellerman, G. R., Lee, A., Liebscher, A., Rapuano, K., & Hancock, J. T. (2025). AI-Generated "Workslop" Is Destroying Productivity. *Harvard Business Review*.
- OECD. (2025). Bridging the AI skills gap: Is training keeping up? (Policy brief). Paris: OECD Publishing.
- Spence, M. (1973). Job Market Signaling. *The Quarterly Journal of Economics*, 87(3), 355-374.
- Stephany, F., & Duszynski, J. (2026). Women Worry, Men Adopt: How Gendered Perceptions Shape the Use of Generative AI. *arXiv preprint arXiv:2601.03880*.
- Stephany, F., & Teutloff, O. (2026). AI Skills Wanted: How AI Technologies Create Demand for Skilled Workers. *Degrees of Change: What AI Means for Education and the Next Generation*, 257-272.
- Stephany, F., & Teutloff, O. (2024). What is the price of a skill? The value of complementarity. *Research Policy*, 53(1), 104898.

Annex A - Breakdown of pairwise CV comparisons

Index	CV 1	CV 2	Disadvantage for CV2	AI Treatment to CV 2	Gender difference
A1	Female + Young + High Edu	Female + Young + High Edu	No disadvantage	AI: Self-reported	Same gender
A2	Female + Young + High Edu	Female + Young + High Edu	No disadvantage	AI: University credential	Same gender
A3	Female + Young + High Edu	Female + Young + High Edu	No disadvantage	AI: Company credential	Same gender
A4	Female + Young + High Edu	Female + Young + High Edu	No disadvantage	AI: LinkedIn	Same gender
A5	Male/Female + Young + High Edu	Male/Female + Young + Low Edu	Low Edu	None	Same gender
A6	Male/Female + Young + High Edu	Male/Female + Young + Low Edu	Low Edu	AI: Self-reported	Same gender
A7	Male/Female + Young + High Edu	Male/Female + Young + Low Edu	Low Edu	AI: University credential	Same gender
A8	Male/Female + Young + High Edu	Male/Female + Young + Low Edu	Low Edu	AI: Company credential	Same gender
A9	Male/Female + Young + High Edu	Male/Female + Young + Low Edu	Low Edu	AI: LinkedIn	Same gender
A10	Male/Female + Young + High Edu	Male/Female + Old + High Edu	Older	None	Same gender

A11	Male/Female + Young + High Edu	Male/Female + Old + High Edu	Older	AI: Self-reported	Same gender
A12	Male/Female + Young + High Edu	Male/Female + Old + High Edu	Older	AI: University credential	Same gender
A13	Male/Female + Young + High Edu	Male/Female + Old + High Edu	Older	AI: Company credential	Same gender
A14	Male/Female + Young + High Edu	Male/Female + Old + High Edu	Older	AI: LinkedIn	Same gender
A15	Male + Young + High Edu	Female + Young + High Edu	Female	None	Different gender
A16	Male + Young + High Edu	Female + Young + High Edu	Female	AI: Self-reported	Different gender
A17	Male + Young + High Edu	Female + Young + High Edu	Female	AI: University credential	Different gender
A18	Male + Young + High Edu	Female + Young + High Edu	Female	AI: Company credential	Different gender
A19	Male + Young + High Edu	Female + Young + High Edu	Female	AI: LinkedIn	Different gender
A20	Male/Female + Young + High Edu	Male/Female + Young + High Edu	None	None	Same gender
B1	Male + Young + High Edu	Male + Young + High Edu	No disadvantage	AI: Self-reported	Same gender

B2	Male + Young + High Edu	Male + Young + High Edu	No disadvantage	AI: University credential	Same gender
B3	Male + Young + High Edu	Male + Young + High Edu	No disadvantage	AI: Company credential	Same gender
B4	Male + Young + High Edu	Male + Young + High Edu	No disadvantage	AI: LinkedIn	Same gender
B5	Male/Female + Young + High Edu	Male/Female + Young + Low Edu	Low Edu	None	Same gender
B6	Male/Female + Young + High Edu + Counter Certificate	Male/Female + Young + Low Edu	Low Edu	AI: Self-reported	Same gender
B7	Male/Female + Young + High Edu + Counter Certificate	Male/Female + Young + Low Edu	Low Edu	AI: University credential	Same gender
B8	Male/Female + Young + High Edu + Counter Certificate	Male/Female + Young + Low Edu	Low Edu	AI: Company credential	Same gender
B9	Male/Female + Young + High Edu + Counter Certificate	Male/Female + Young + Low Edu	Low Edu	AI: LinkedIn	Same gender
B10	Male/Female + Young + High Edu	Male/Female + Old + High Edu	Older	None	Same gender
B11	Male/Female + Young + High Edu +	Male/Female + Old + High Edu	Older	AI: Self-reported	Same gender

	Counter Certificate				
B12	Male/Female + Young + High Edu + Counter Certificate	Male/Female + Old + High Edu	Older	AI: University credential	Same gender
B13	Male/Female + Young + High Edu + Counter Certificate	Male/Female + Old + High Edu	Older	AI: Company credential	Same gender
B14	Male/Female + Young + High Edu + Counter Certificate	Male/Female + Old + High Edu	Older	AI: LinkedIn	Same gender
B15	Male + Young + High Edu	Female + Young + High Edu	Female	None	Different gender
B16	Male + Young + High Edu + Counter Certificate	Female + Young + High Edu	Female	AI: Self-reported	Different gender
B17	Male + Young + High Edu + Counter Certificate	Female + Young + High Edu	Female	AI: University credential	Different gender
B18	Male + Young + High Edu + Counter Certificate	Female + Young + High Edu	Female	AI: Company credential	Different gender
B19	Male + Young + High Edu + Counter Certificate	Female + Young + High Edu	Female	AI: LinkedIn	Different gender

Overall sample					
Total recruiters: 1,725 Total pairwise comparisons: 22,195					
Role: Graphic Designer		Role: Software Engineer		Role: Office Assistant	
Recruiters: 570 Comparisons: 7,343		Recruiters: 575 Comparisons: 7,433		Recruiters: 580 Comparisons: 7,419	
Contract: Permanent	Contract: 6 months	Contract: Permanent	Contract: 6 months	Contract: Permanent	Contract: 6 months
Recruiters: 303 Comparisons: 3,639	Recruiters: 305 Comparisons: 3,704	Recruiters: 305 Comparisons: 3,702	Recruiters: 308 Comparisons: 3,731	Recruiters: 310 Comparisons: 3,734	Recruiters: 307 Comparisons: 3,684

Annex B - Job descriptions

This section details the job descriptions shown to the recruiters before proceeding to the choice tasks.

Office assistant, 6-month contract

You will now be shown pairs of candidate profiles for the six months role of Office Assistant at an undefined organisation and industry. For each pair, please carefully review both candidate profiles. Then, select the candidate (Candidate A or Candidate B) whom you would be more likely to invite for an interview for that specific role. There are no 'right' or 'wrong' answers; we are interested in your professional judgment. Please make your choices as if you were genuinely hiring for this role.

Please find below the job description for the role of Office Assistant:

Position: Office Assistant

Job Type: Full-time, 6-month contract

Overview: We are seeking a reliable, proactive and organized Office Assistant to drive efficiency in our day-to-day administrative operations. This role requires exceptional attention to detail, excellent communication skills, and the ability to manage multiple tasks with foresight.

Key Responsibilities:

- Manage calendars, proactively schedule meetings to optimize time for all participants, and coordinate appointments.
- Handle incoming communications (phone, email, mail), employing systems to prioritize and pre-draft responses.
- Maintain organized filing systems (physical and digital) designed for rapid information retrieval.
- Prepare documents, synthesize information for reports, and draft professional correspondence.
- Assist with data entry and ensure data integrity through validation and cleanup.

- Support office supply management and implement predictive inventory tracking.
- Provide administrative support to team members.
- Coordinate with vendors and service providers as needed.

Required Qualifications:

- High school diploma or equivalent 2+ years of administrative or clerical experience.
- Proficiency in Microsoft Office Suite (Word, Excel, Outlook).
- Strong written and verbal communication skills.
- Excellent organizational and time management abilities.
- Professional demeanor and customer service orientation.
- Ability to work independently and as part of a team.

Preferred Qualifications:

- Associate's degree or higher in Business Administration or related field.
- Knowledge of basic bookkeeping or accounting principles.
- Experience with modern productivity and office management software that enhances efficiency.
- Familiarity with basic data analysis or business intelligence concepts.

Office assistant, permanent contract

You will now be shown pairs of candidate profiles for the permanent role of Office Assistant at an undefined organisation and industry. For each pair, please carefully review both candidate profiles. Then, select the candidate (Candidate A or Candidate B) whom you would be more likely to invite for an interview for that specific role. There are no 'right' or 'wrong' answers; we are interested in your professional judgment. Please make your choices as if you were genuinely hiring for this role.

Please find below the job description for the role of Office Assistant:

Position: Office Assistant

Job Type: Full-time, Permanent

Overview: We are seeking a reliable, proactive and organized Office Assistant to drive efficiency in our day-to-day administrative operations. This role requires exceptional attention to detail, excellent communication skills, and the ability to manage multiple tasks with foresight.

Key Responsibilities:

- Manage calendars, proactively schedule meetings to optimize time for all participants, and coordinate appointments.
- Handle incoming communications (phone, email, mail), employing systems to prioritize and pre-draft responses.
- Maintain organized filing systems (physical and digital) designed for rapid information retrieval.
- Prepare documents, synthesize information for reports, and draft professional correspondence.
- Assist with data entry and ensure data integrity through validation and cleanup.
- Support office supply management and implement predictive inventory tracking.
- Provide administrative support to team members.
- Coordinate with vendors and service providers as needed.

Required Qualifications:

- High school diploma or equivalent 2+ years of administrative or clerical experience.
- Proficiency in Microsoft Office Suite (Word, Excel, Outlook).
- Strong written and verbal communication skills.
- Excellent organizational and time management abilities.
- Professional demeanor and customer service orientation.
- Ability to work independently and as part of a team.

Preferred Qualifications:

- Associate's degree or higher in Business Administration or related field.
- Knowledge of basic bookkeeping or accounting principles.
- Experience with modern productivity and office management software that enhances efficiency.
- Familiarity with basic data analysis or business intelligence concepts.

Graphic designer, 6-month contract

You will now be shown pairs of candidate profiles for the 6 months role of Graphic Designer at an undefined organisation and industry. For each pair, please carefully review both candidate profiles. Then, select the candidate (Candidate A or Candidate B) whom you would be more likely to invite for an interview for that specific role. There are no 'right' or 'wrong' answers; we are interested in your professional judgment. Please make your choices as if you were genuinely hiring for this role.

Please find below the job description for the role of Graphic Designer:

Position: Graphic Designer

Job Type: Full-time, 6-month contract

Overview: We are seeking a creative, strategic, efficient, and detail-oriented Graphic Designer to elevate our brand's visual identity. This role requires a strong conceptual thinker with excellent design skills, who can translate marketing and product objectives into compelling visual narratives that engage and convert our target audience.

Key Responsibilities:

- Develop visual concepts and execute original designs for a wide range of digital and print assets, including marketing campaigns, social media graphics, web banners, presentations, and branding collateral.
- Collaborate with marketing, product, and sales teams to ensure brand consistency and create cohesive visual experiences across all touchpoints.
- Maintain and evolve the company's brand identity guidelines, ensuring all creative output is aligned with our visual standards.
- Manage design projects from brief to final delivery, effectively managing timelines and stakeholder feedback.
- Prepare and preflight files for both print and digital production, ensuring technical accuracy and high-quality output.
- Manage and organize a library of design assets, templates, and stock photography for efficient team-wide access.
- Stay current with design trends, industry best practices, and emerging technologies to continuously elevate our creative work.
- Support the creative team with various design tasks as needed.

Required Qualifications:

- Associate's degree or equivalent 3+ years of professional graphic design experience.
- A strong portfolio showcasing a range of creative projects and a high level of design skill.
- Expert proficiency in Adobe Creative Suite (Photoshop, Illustrator, InDesign).
- Excellent understanding of typography, color theory, layout, and visual hierarchy.
- Strong communication and presentation skills, with the ability to articulate design concepts.
- Proven ability to manage multiple projects simultaneously and meet deadlines.

Preferred Qualifications:

- Bachelor's degree in a subject related to graphic design.
- Experience with UI/UX design principles and proficiency in tools like Figma or Sketch.
- Basic knowledge of motion graphics (e.g., After Effects) or video editing.
- Experience with modern design systems and workflow tools that enhance creative efficiency.
- Familiarity with basic user experience (UX) research or A/B testing concepts as they relate to design effectiveness.

Graphic designer, permanent contract

You will now be shown pairs of candidate profiles for the permanent role of Graphic Designer at an undefined organisation and industry. For each pair, please carefully review both candidate profiles. Then, select the candidate (Candidate A or Candidate B) whom you would be more likely to invite for an interview for that specific role. There are no 'right' or 'wrong' answers; we are interested in your professional judgment. Please make your choices as if you were genuinely hiring for this role.

Please find below the job description for the role of Graphic Designer:

Position: Graphic Designer

Job Type: Full-time, permanent contract

Overview: We are seeking a creative, strategic, efficient, and detail-oriented Graphic Designer to elevate our brand's visual identity. This role requires a strong conceptual thinker with excellent design skills, who can translate marketing and product objectives into compelling visual narratives that engage and convert our target audience.

Key Responsibilities:

- Develop visual concepts and execute original designs for a wide range of digital and print assets, including marketing campaigns, social media graphics, web banners, presentations, and branding collateral.
- Collaborate with marketing, product, and sales teams to ensure brand consistency and create cohesive visual experiences across all touchpoints.
- Maintain and evolve the company's brand identity guidelines, ensuring all creative output is aligned with our visual standards.
- Manage design projects from brief to final delivery, effectively managing timelines and stakeholder feedback.
- Prepare and preflight files for both print and digital production, ensuring technical accuracy and high-quality output.
- Manage and organize a library of design assets, templates, and stock photography for efficient team-wide access.

- Stay current with design trends, industry best practices, and emerging technologies to continuously elevate our creative work.
- Support the creative team with various design tasks as needed.

Required Qualifications:

- Associate's degree or equivalent 3+ years of professional graphic design experience.
- A strong portfolio showcasing a range of creative projects and a high level of design skill.
- Expert proficiency in Adobe Creative Suite (Photoshop, Illustrator, InDesign).
- Excellent understanding of typography, color theory, layout, and visual hierarchy.
- Strong communication and presentation skills, with the ability to articulate design concepts.
- Proven ability to manage multiple projects simultaneously and meet deadlines.

Preferred Qualifications:

- Bachelor's degree in a subject related to graphic design.
- Experience with UI/UX design principles and proficiency in tools like Figma or Sketch.
- Basic knowledge of motion graphics (e.g., After Effects) or video editing.
- Experience with modern design systems and workflow tools that enhance creative efficiency.
- Familiarity with basic user experience (UX) research or A/B testing concepts as they relate to design effectiveness.

Software engineer, 6-month contract

You will now be shown pairs of candidate profiles for the 6-month role of Software Engineer at an undefined organisation and industry. For each pair, please carefully review both candidate profiles. Then, select the candidate (Candidate A or Candidate B) whom you would be more likely to invite for an interview for that specific role. There are no 'right' or 'wrong' answers; we are interested in your professional judgment. Please make your choices as if you were genuinely hiring for this role.

Please find below the job description for the role of Software Engineer:

Position: Software Engineer

Job Type: Full-time, 6 month

Overview: We are seeking an innovative, analytical, and results-driven Software Engineer to join our dynamic technical team. This role requires a strong problem-solver with a passion for building robust, scalable, and high-quality software. The ideal candidate will be a collaborative team player who can translate complex requirements into clean, efficient, and maintainable code.

Key Responsibilities:

- Design, develop, test, and deploy high-performance software applications and systems that meet user and business needs.
- Collaborate with product managers, designers, and other engineers to define technical requirements and implement new features.
- Write clean, well-documented, and testable code, adhering to best practices and established coding standards.
- Maintain and improve existing software systems, including troubleshooting bugs, enhancing performance, and reducing technical debt.

- Participate actively in code reviews to ensure code quality, share knowledge, and foster a collaborative development environment.
- Create and maintain comprehensive technical documentation for systems, APIs, and processes to ensure clarity and continuity.
- Contribute to the continuous improvement of our technology stack and development processes.

Required Qualifications:

- Associate's degree in Computer Science or a related field, or an equivalent 3+ years of professional software engineering experience.
- A portfolio of projects (e.g., via GitHub) showcasing proficiency in software development.
- Solid proficiency in at least one modern programming language (e.g., Python, Java, C++, JavaScript).
- Strong understanding of fundamental computer science concepts, including data structures, algorithms, and object-oriented design.
- Experience with version control systems, particularly Git.
- Excellent problem-solving, debugging, and analytical skills.

Preferred Qualifications:

- Bachelor's degree in Computer Science, Software Engineering, or a related technical field.
- Demonstrated ability to quickly learn and apply new and emerging technologies to solve problems and enhance efficiency.
- Experience with cloud computing platforms (e.g., AWS, Azure, GCP).
- Familiarity with Agile development methodologies and CI/CD pipelines.
- Experience with database technologies, including both SQL and NoSQL databases.

Software engineer, permanent contract

You will now be shown pairs of candidate profiles for the permanent role of Software Engineer at an undefined organisation and industry. For each pair, please carefully review both candidate profiles. Then, select the candidate (Candidate A or Candidate B) whom you would be more likely to invite for an interview for that specific role. There are no 'right' or 'wrong' answers; we are interested in your professional judgment. Please make your choices as if you were genuinely hiring for this role.

Please find below the job description for the role of Software Engineer:

Position: Software Engineer

Job Type: Full-time, permanent contract

Overview: We are seeking an innovative, analytical, and results-driven Software Engineer to join our dynamic technical team. This role requires a strong problem-solver with a passion for building robust, scalable, and high-quality software. The ideal candidate will be a collaborative team player who can translate complex requirements into clean, efficient, and maintainable code.

Key Responsibilities:

- Design, develop, test, and deploy high-performance software applications and systems that meet user and business needs.

- Collaborate with product managers, designers, and other engineers to define technical requirements and implement new features.
- Write clean, well-documented, and testable code, adhering to best practices and established coding standards.
- Maintain and improve existing software systems, including troubleshooting bugs, enhancing performance, and reducing technical debt.
- Participate actively in code reviews to ensure code quality, share knowledge, and foster a collaborative development environment.
- Create and maintain comprehensive technical documentation for systems, APIs, and processes to ensure clarity and continuity.
- Contribute to the continuous improvement of our technology stack and development processes.

Required Qualifications:

- Associate's degree in Computer Science or a related field, or an equivalent 3+ years of professional software engineering experience.
- A portfolio of projects (e.g., via GitHub) showcasing proficiency in software development.
- Solid proficiency in at least one modern programming language (e.g., Python, Java, C++, JavaScript).
- Strong understanding of fundamental computer science concepts, including data structures, algorithms, and object-oriented design.
- Experience with version control systems, particularly Git.
- Excellent problem-solving, debugging, and analytical skills.

Preferred Qualifications:

- Bachelor's degree in Computer Science, Software Engineering, or a related technical field.
- Demonstrated ability to quickly learn and apply new and emerging technologies to solve problems and enhance efficiency.
- Experience with cloud computing platforms (e.g., AWS, Azure, GCP).
- Familiarity with Agile development methodologies and CI/CD pipelines.
- Experience with database technologies, including both SQL and NoSQL databases.

Annex C - Sentiment Analysis

This section documents the procedure used to classify recruiter sentiment toward artificial intelligence (AI) based on free-text responses to survey item C1 (“Please describe the key factors that influenced your decisions...”).

Data Preparation and Labeling Procedure

We analyze sentiment only in responses that explicitly reference AI. Mentions were identified using basic string matching (e.g., “AI”, “ai”, “a.i.”, “artificial intelligence”). Of all respondents who answered question C1, 34 percent contained at least one reference to AI and were retained for analysis.

Sentiment labeling was conducted using GPT-5.1 via the OpenAI API. Each text was classified into one of four mutually exclusive categories: *positive*, *neutral*, *negative*, or *missing* (the latter indicating insufficient information). The model was prompted using the following instruction:

You will receive a list of short texts from a survey among HR recruiters. For each text, determine the sentiment towards AI skills ONLY, using one of these labels:

- **"positive"**: recruiter views the candidate's AI skills as an advantage.
- **"neutral"**: AI skills are mentioned factually without a clear sentiment.
- **"negative"**: recruiter views the candidate's AI skills as a disadvantage or concern.
- **"missing"**: Sentiment cannot be determined.

Examples:

Positive: "qualified to use AI tools" or "AI skills" or "AI usage" → positive

Neutral: "How they discussed the use of AI." → neutral

Negative: "Candidates who can work independent of AI." or "I preferred candidates who did not use AI" → negative

IMPORTANT: Output ONLY the label word: positive, neutral, negative, or missing.

text: {text}

A manual audit of the labeled data revealed 52 responses that GPT-5.1 had classified as *neutral* but which, given their minimal phrasing and context (e.g., “AI skills”, “AI usage”), should be considered *positive*. These labels were corrected accordingly.

Overall Sentiment Distribution

Among responses that mentioned AI, sentiment is predominantly positive:

Table C.1: Overall AI sentiment distribution

Sentiment	Percent
Negative	30.7
Positive	63.5
Neutral	2.5
Missing	3.4

Heterogeneity Across Recruiter Subgroups

This analysis provides a descriptive overview of the heterogeneity in recruiters' evaluations of AI skills across demographic and occupational subgroups.

Occupation

Recruiters in graphic design express much more negative sentiment toward AI compared to those in office administration or software engineering. A chi square test shows that these differences are highly statistically significant ($\chi^2 = 26.83$, $df = 4$, $p = 2.15e-05$, $p < 0.001$).

Table C.2: Sentiment towards AI by role in %

Role	Negative	Positive
Graphic Designer	43.8	49.0
Office Assistant	24.8	70.1
Software Developer	22.0	72.9

AI Usage in Own Work

Self-reported AI usage (question A8_1) was recoded into *Low* (never to monthly use) and *High* (all higher frequencies). Recruiters with low AI usage exhibit substantially more negative sentiment.

Table C.3: Sentiment towards AI by AI usage of recruiters in %

Recruiter AI usage	Negative	Positive
Low	55.4	41.8
High	19.4	73.4

Age

Younger recruiters tend to express more negative sentiment toward AI.

Table C.4: Sentiment towards AI by age group:

Age group (in years)	Negative	Positive
18–29	43.1	49.2
30–44	35.2	58.8
45+	22.0	72.8

Gender

Female recruiters show more negative sentiment toward AI than male recruiters.

Table C.5: Sentiment towards AI by gender

Gender	Negative	Positive
Female	34.2	61.1
Male	25.0	67.3

Additional Characteristics

Contract type (permanent vs. short-term) and country (United Kingdom vs. United States) do not show meaningful differences in sentiment toward AI.

Correlation between Recruiter AI usage and Sentiment towards AI

Across all roles, recruiters who use AI more heavily tend to have more positive sentiment towards it, with this pattern being strongest for the office assistant role and weakest (but still present) for the software developer role. Self-reported AI usage (question A8_1) was recoded into *Low* (never to monthly use) and *High* (all higher frequencies).

Combined with the insights from Table C.2, it appears that recruiters are more sceptical about AI usage in Graphic Design. This skepticism appears to reflect genuine concerns about AI in creative work rather than being driven by lower AI usage among these recruiters. AI usage among recruiters for the different roles is at comparable levels² while the sentiment towards AI is significantly lower when hiring for Graphic Design. The relationship between high AI usage and positive sentiment towards AI is positive and statistically significant regardless of which role a recruiter is hiring for.

Table C.6: Correlation between recruiter AI usage and recruiter sentiment towards AI

Role	High AI usage	Positive towards AI	N	Phi correlation	Chi Square
Graphic Designer	62.6	51.6	182	0.298	16.2***

² A chi square test on AI usage x role on the full dataset reveals that the two variables are independent with a test-statistic of 5.4 and p-value = 0.067. This makes intuitive sense as recruiters were not invited to the survey for hiring for a specific role but were randomly assigned one of the three job advertisements.

Office Assistant	71.7	72.1	247	0.389	37.4***
Software Developer	69.0	74.1	116	0.242	6.8***

Note: ***p<0.01

Annex D - Recruiters background

The table below details the characteristics of survey respondents.

Table D.1 - Recruiter background

Characteristic	Category	Percentage / Mean
Country	United Kingdom	53.4% (N=921)
	United States	42.3% (N=729)
Gender	Female	61.2%
	Male	38.7%
	Non-binary / Other	0.1%
Age	Mean Age	43.4 years (SD = 67.6)
Expertise (Tenure)	Mean Years of Experience	~7.8 years
Top 5 Industries	Health Care & Social Assistance	13.1%
	Professional, Scientific, Tech	12.6%
	Educational Services	9.3%
	Finance and Insurance	7.8%
	Public Administration	7.0%
AI Usage Frequency	High Usage (Daily/Weekly)	67.6%
	— Daily	30.5%
	— Weekly	37.1%
	Low Usage (Monthly or less)	32.4%
	— Monthly	11.2%
	— Less than once a month	13.6%
	— Never	7.6%

The tables below detail the sentiment of survey respondents towards various signals.

Table D.2 - Recruiter sentiment towards hiring signals, overall

	Not valuable at all	Slightly valuable	Moderately valuable	Very valuable	Extremely valuable
Relevant AI skills	6%	18.8%	23.9%	32.8%	18.6%
Micro-credentials (e.g., from Coursera, edX) as evidence of AI skills	6.8%	23%	35.8%	26.1%	8.3%

University-branded online micro-credentials as evidence of AI skills	6.6%	20.3%	32.6%	30.9%	9.6%
Company-branded micro-credentials as evidence of AI skills	7.2%	22.5%	34.4%	26.7%	9.2%
University Degree specifically in AI or a related field	7.2%	15.2%	26.1%	31.9%	19.7%
Years of relevant work experience	0.5%	2.4%	11.3%	38.2%	47.6%
Level of formal education	1.2%	8.6%	27.5%	40.2%	22.6%

Annex E - Details on Survey Flow and Data Processing

Survey Flow

The survey followed a structured flow. First, participants were randomly assigned to one of the three roles (Office Assistant, Graphic Designer, or Software Engineer). Within each role, they were further randomized to either the 6-month or permanent contract group. Before the comparison tasks, participants were shown a detailed job description for the specific role and contract type they were assigned to. The main part of the survey consisted of 15 comparison tasks, where participants selected which candidate they would be more likely to invite for an interview. After the comparison tasks, participants answered a series of control questions about their background, professional experience, demographic characteristics, and familiarity and attitude toward AI, including a question about their frequency of generative AI usage. Open-text questions probed their decision-making process in the CV comparison tasks.

Data Processing

The raw data collected from Qualtrics underwent a systematic data processing pipeline to prepare it for analysis. This process, automated with Python scripts to ensure replicability, transformed the survey output into an analysis-ready dataset. The core procedure involved mapping each recruiter's choice in the conjoint tasks to the full set of characteristics corresponding to the two CVs they evaluated, creating a structured dataset linking the hiring outcome to the specific experimental conditions, such as the type of AI-skill credential presented, and the attributes of each candidate, including their designated advantages or disadvantages.

Subsequently, the data was transformed from a wide format, where each row represented a respondent, into a long (or "tidy") format. This reshaping resulted in a final dataset where each row represents a single candidate evaluation (i.e., one candidate being either selected for an interview or not), which is the standard structure required for estimating choice models.

Annex F - Example CVs and Choice task

Please find below an example choice task and two example CVs shown to survey respondents.

Choice task

Which one of the following two candidates would you invite for an interview if you were hiring for a 6-month role as Office Assistant? Please consult the candidate profiles below. Please only select one candidate.

☐ Candidate A

☐ Candidate B

Candidate A

Age: 32

Gender: Female

Professional Summary

Profile with 9 years of administrative experience and a BA in Communication Studies.

Education

National Louis University

BA in Communication Studies, 2011-2015

Triton College

Associate of Arts, 2009-2011

Work Experience

Administrative Assistant, Horizon Enterprises (2020-Present)

- Delivered key administrative support for the finance and operations departments.

Office Clerk, Lake County Health Dept (2015-2020)

- Handled a variety of clerical tasks, including data processing, document management, and official correspondence.

Skills

- Microsoft Office Suite
- Google Workspace
- Calendar Management
- Data Entry
- Agile Methodologies

Candidate B

Age: 61

Gender: Female

Professional Summary

Profile with 9 years of administrative experience and a BA in Public Administration. Uses AI tools to enhance productivity and automate routine tasks.

Education

Roosevelt University

BA in Public Administration, 1986-1990

McHenry County College

Associate of Arts, 1984-1986

Work Experience

Administrative Assistant, Crestview Inc. (2020-Present)

- Provided administrative support, utilizing AI to automate scheduling and draft official communications.

Office Clerk, Cook County Health Dept (2015-2020)

- Carried out clerical duties with a focus on data integrity and maintaining efficient records.

Skills

- Microsoft Office Suite
- Google Workspace
- AI-Powered Scheduling
- Automated Reporting
- Prompt Engineering

Annex G - Codebook

This codebook details the variables contained in the dataset. The variables are divided into two main sections:

1. **Respondent-level variables:** Demographic, professional, and attitudinal data for each participant.
2. **Experimental task variables:** Variables related to the conjoint choice experiment, detailing the tasks presented and the attributes of the candidates shown.

Respondent Demographics

Personal demographic information provided by the respondent.

Column Name	Question / Description	Format / Answers
Q53	"By clicking 'I consent', you confirm..."	Categorical: "I consent"
A1	"Please enter your age in years."	Numeric
A2	"Please enter your gender."	Categorical: "Male", "Female", "Non-binary / third gender", "Prefer not to say"
A3	"Which of the following industry do you primarily recruit for?"	Categorical: Dropdown list of 22 industries.
A5	"In which of the following countries are you based in?"	Categorical: Dropdown list of 190 countries.
A9	"What is the highest level of education you have achieved?"	Categorical: 7 levels (e.g., "Upper secondary...", "Bachelor's...", "Doctoral...")
A12	"What is your ethnicity?"	Categorical: 7 levels (e.g., "White", "Black or African American", "Asian" ...)

Respondent Profile (HR/Recruiting)

Information on the respondent's professional role and background.

Column Name	Question / Description	Format / Answers
Q120	"Are you a Prolific participant?"	Categorical: "Yes", "No"
Q118	"What is your Prolific participant ID?"	String (Open-text)
A4	"Please enter your years of work experience in recruiting or HR."	Numeric
A6	"What is the size of your organisation?"	Categorical: 5 levels (e.g., "Small (< 50 employees)", "Medium (50-250)...")
A7	"What is your role?"	Categorical: 6 levels (e.g., "Recruiter...", "HR", "Talent Acquisition"...)
Q123	"Do you consider yourself a domain specialist (sector-related) or a generalist?"	Categorical: "Domain specialist", "Generalist"
Q126	"If you selected 'Other', please specify your role below:"	String (Open-text, follow-up to A7)

Respondent Opinions & Behaviours

Attitudinal and behavioural questions related to AI and recruiting practices.

Column Name	Question / Description	Format / Answers
A8_1	"How often do you use AI tools (e.g., ChatGPT, Claude) in your own work?"	Ordinal (1-5 Scale): 1="Never", 5="Daily"
Q76_1	"How often do you use AI tools ... for HR purposes?"	Ordinal (1-5 Scale): 1="Never", 5="Daily"
A10_1	"How prevalent are Applicant Tracking Systems (ATS)..."	Ordinal (1-5 Scale): 1="Not used at all", 5="Used for all..."

A11_1	"According to your perception, how impactful is AI going to be..."	Ordinal (1-5 Scale): 1="Not impactful at all", 5="Extremely impactful"
C1	"Please describe the key factors that influenced your decisions..."	String (Open-text)
C2_1	"How valuable are... Relevant AI skills "	Ordinal (1-5 Scale): 1="Not valuable at all", 5="Extremely valuable"
C2_2	"How valuable are... Micro-credentials (e.g., from Coursera, edX)... "	Ordinal (1-5 Scale): 1="Not valuable at all", 5="Extremely valuable"
C2_3	"How valuable are... University-branded online micro-credentials... "	Ordinal (1-5 Scale): 1="Not valuable at all", 5="Extremely valuable"
C2_4	"How valuable are... Company-branded micro-credentials... "	Ordinal (1-5 Scale): 1="Not valuable at all", 5="Extremely valuable"
C2_5	"How valuable are... University Degree specifically in AI... "	Ordinal (1-5 Scale): 1="Not valuable at all", 5="Extremely valuable"
C2_6	"How valuable are... Years of relevant work experience "	Ordinal (1-5 Scale): 1="Not valuable at all", 5="Extremely valuable"
C2_7	"How valuable are... Level of formal education "	Ordinal (1-5 Scale): 1="Not valuable at all", 5="Extremely valuable"

Experimental Task Variables

This section details the columns related to the conjoint choice tasks. These columns are structurally generated based on a combination of **Role**, **Contract Type**, and **Task ID**.

Naming Convention

All experimental columns follow this naming convention:

[ROLE]_[CONTRACT]_[TASK_ID]_[DESCRIPTOR].

[ROLE]:

- **OA:** Office Assistant
- **GD:** Graphic Designer
- **SE:** Software Engineer

[CONTRACT]:

- **6M:** 6-Month Contract
- **PE:** Permanent

[TASK_ID]:

- **A1 - A19, B1 - B19:** These 38 unique IDs refer to the scenarios defined in the CV combinations.xlsx file. The A cases and B cases represent different experimental conditions (e.g., B cases include a counter-certificate for the advantaged candidate).
- **Example 1 (A10):** Disadvantage: 'Older', AI Treatment: 'None'
- **Example 2 (B14):** Disadvantage: 'Older', AI Treatment: 'AI: LinkedIn'

[DESCRIPTOR]

For each unique combination of [ROLE], [CONTRACT], and [TASK_ID], the following 9 columns are generated.

#	[DESCRIPTOR] Suffix	Column Name Example	Description	Format / Answers
1	(none)	GD_6M_A10	The respondent's choice for this task.	Categorical: "Candidate A", "Candidate B"
2	_Treated_Candidate	GD_6M_A10_Treated_Candidate	Which candidate (A or B) received the AI treatment.	Categorical: "Candidate A", "Candidate B"
3	_Treatment_Type	GD_6M_A10_Treatment_Type	The type of AI skill/certificate shown.	Categorical: "None", "Self", "LinkedIn", "University", "Company"

4	_CandidateA_Age	GD_6M_A10_CandidateA_Age	Age attribute of Candidate A.	Categorical: "Young", "Old"
5	_CandidateB_Age	GD_6M_A10_CandidateB_Age	Age attribute of Candidate B.	Categorical: "Young", "Old"
6	_CandidateA_Gender	GD_6M_A10_CandidateA_Gender	Gender attribute of Candidate A.	Categorical: "Male", "Female"
7	_CandidateB_Gender	GD_6M_A10_CandidateB_Gender	Gender attribute of Candidate B.	Categorical: "Male", "Female"
8	_CandidateA_Education	GD_6M_A10_CandidateA_Education	Education attribute of Candidate A.	Categorical: "Higher Education", "Lower Education"
9	_CandidateB_Education	GD_6M_A10_CandidateB_Education	Education attribute of Candidate B.	Categorical: "Higher Education", "Lower Education"

Annex H - Additional Results

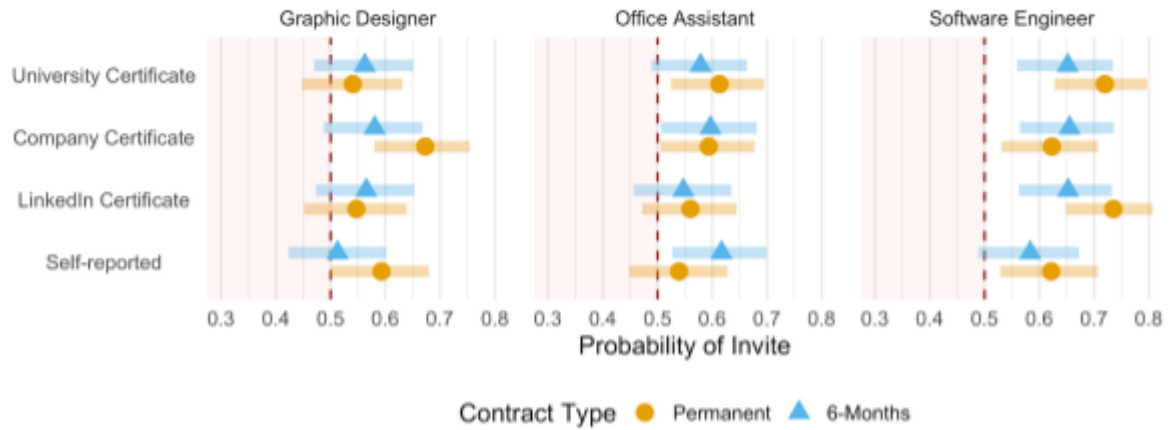


Figure A1: Contract type (permanent vs. 6-months) does not substantially affect the relationship between AI skills and interview invitations. Points show predicted probabilities of receiving an interview invitation for each contract type, estimated from a logistic regression. Bars represent 95% confidence intervals. The dashed horizontal line at 0.5 marks the baseline of equal likelihood of invitation for either of the two applicants.