

Probabilistic Linear Logic Programming with an application to Bayesian Networks computations

Matteo Acclavio¹ and Roberto Maieli²

¹ University of Sussex & University of Southern Denmark

² Roma TRE University

Abstract. Bayesian networks are a canonical formalism for representing probabilistic dependencies, yet their integration within logic programming frameworks remains a nontrivial challenge, mainly due to the complex structure of these networks.

In this paper, we propose *probLO* (*probabilistic Linear Objects*) an extension of Andreoli and Pareschi’s LO language which embeds Bayesian network representation and computation within the framework of multiplicative-additive linear logic programming. The key novelty is the use of *multi-head Prolog-like methods* to reconstruct network structures, which are not necessarily trees, and the operation of *slicing*, standard in the literature of linear logic, enabling internal numerical probability computations without relying on external semantic interpretation.

1 Introduction

Probabilistic logic programming (PLP) has emerged as a key paradigm for integrating structured logical knowledge with uncertain information [5]. However, representing and reasoning about probabilistic dependencies in a Bayesian network within logic programming frameworks remains a non-trivial challenge due to the complex structure of these networks, where variables can have multiple parents and children. In fact, most existing approaches in probabilistic logic programming relies on classical or Horn-clause logic as their logical framework, where each method typically has a head made of a single atom, thus suggesting a tree-like structure of dependencies. Furthermore, the absences of cyclic dependencies in Bayesian networks suggests that, even if a variable can be influenced by multiple parent variables, its use in a computation should be linear, i.e., each variable should be computed exactly once in a given query.

In this paper, we introduce the *probabilistic Linear Objects* (or *probLO*, for short) to embed Bayesian network representation and computation within the framework of logic programming. The *probLO* language is an extension of Andreoli and Pareschi’s *Linear Objects* (or LO) [2,3] language, a logic programming language grounded in *linear logic* [10]. The operational semantics of LO is derived from Andreoli’s theory of *focused proofs*, and it refines the well-known correspondence between computation and proof search articulated in Miller’s *Uniform Proofs* [17].

The choice of linear logic as the underlying logical framework is motivated by its inherent resource sensitivity, which aligns well with the intuition that we should resolve the conditional probability of each node of Bayesian network only once per computation. Therefore, the specific selection of LO become necessary because without the possibility of defining *multi-head clauses* (or *methods*) it would become otherwise impossible to represent the complex dependencies of Bayesian networks without resorting to redundancy or auxiliary constructs. In LO, each method can be interpreted as a *bipole* formula in linear logic, and its application in an execution corresponds to

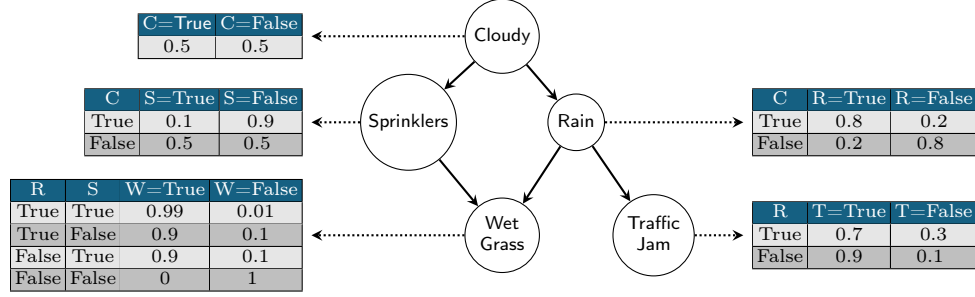


Fig. 1. A (Boolean) Bayesian Network with five variables: Cloudy (C), Sprinklers (S), Rain (R), Wet Grass (W), and Traffic Jam (T).

the application of a (derivable) *synthetic rule* in a proof search, or, equivalently, to a phase of the focused proof search focussing on the bipole:³

$$\begin{array}{c}
 \text{LO method} \qquad \qquad \qquad \text{bipole} \\
 \overbrace{[h_{X_1}, \dots, h_{X_n}] \text{ :- } [b_{Y_1}, \dots, b_{Y_m}]} \rightsquigarrow \overbrace{(h_{X_1}^\perp \otimes \dots \otimes h_{X_n}^\perp) \otimes (b_{Y_1} \wp \dots \wp b_{Y_m})} \\
 \text{multi-head} \qquad \text{body} \qquad \qquad \text{multi-head} \qquad \text{body}
 \end{array} \quad (1)$$

To understand why the possibility of multi-head clauses is crucial to represent Bayesian networks, let us briefly recall some basic notions about them. A Bayesian network is a graphical model that represents a set of random variables and their conditional dependencies via a directed acyclic graph, where each node represents a random variable, and the directed edges represent the conditional dependencies between these variables. See Figure 1 for an example of a simple Bayesian network. Each row of the *conditional probability table*, associated to a node, specifies the *conditional probability* $\Pr(X \mid Y_1, \dots, Y_m)$ that the (Boolean) variable X takes a specific value, given that as *evidences* the (Boolean) parent variables Y_1, \dots, Y_m take values. In the general case, conditional probabilities for random variables X_1, \dots, X_n given evidences random variables Y_1, \dots, Y_m are defined by Bayes' Theorem as follows:

$$\Pr(X_1, \dots, X_n \mid Y_1, \dots, Y_m) = \frac{\Pr(X_1, \dots, X_n, Y_1, \dots, Y_m)}{\Pr(Y_1, \dots, Y_m)}$$

where $\Pr(X_1, \dots, X_n, Y_1, \dots, Y_m)$ is the *joint probability* that all the events $X_1, \dots, X_n, Y_1, \dots, Y_m$ happen together, and $\Pr(Y_1, \dots, Y_m)$ is the *marginal probability* that the evidences Y_1, \dots, Y_m happen, regardless of the values of X_1, \dots, X_n .

Our driving intuition on the need of multi-head methods to represent conditional probabilities is that, as in conditional probabilities, we can interpret the outcomes X_1, \dots, X_n as being *produced* simultaneously given the evidences Y_1, \dots, Y_m ; thus, we can represent their computation in a logic

³ The expected intuitive encoding of the method would be an implication from the head to the body, i.e., $(h_{X_1} \wp \dots \wp h_{X_n}) \multimap (b_{Y_1} \otimes \dots \otimes b_{Y_m})$, if we were to consider a top-down operational semantics based on inferentialism. However, the operational semantics in LO is defined in terms of bottom-up proof search in the sequent calculus style. Therefore, we need to take the dual.

$$\begin{array}{c}
\text{branching} \frac{
\begin{array}{c}
T_C \frac{0.5 :: T_C ; \text{tt}_C, \text{tt}_C}{0.4 :: T_C, T_R ; \text{tt}_C, \text{tt}_R, \text{tt}_R, \text{tt}_C} \\
T_S \frac{0.36 :: T_C, T_R, T_S ; \text{tt}_C, \text{tt}_R, \text{tt}_R, \text{ff}_S, \text{ff}_S}{0.036 :: T_C, T_R, T_S, T_W ; \text{tt}_R, \text{tt}_C, \text{tt}_R, \text{ff}_W, \text{ff}_S} \\
T_W \frac{0.036 :: T_C, T_R, T_S, T_W ; \text{tt}_R, \text{tt}_C, \text{tt}_R, \text{ff}_W, \text{ff}_S}{0.0364 :: T_C, T_R, T_S, T_W ; \text{tt}_R, \text{tt}_C, \text{tt}_R, \text{ff}_W, \text{tt}_S \& \text{ff}_S}
}{
\begin{array}{c}
T_C \frac{0.5 :: T_C ; \text{tt}_C, \text{tt}_C}{0.4 :: T_C, T_R ; \text{tt}_C, \text{tt}_R, \text{tt}_R, \text{tt}_C} \\
T_S \frac{0.04 :: T_C, T_R, T_S ; \text{tt}_C, \text{tt}_R, \text{tt}_R, \text{tt}_S, \text{tt}_S}{0.0004 :: T_C, T_R, T_S, T_W ; \text{tt}_R, \text{tt}_C, \text{tt}_R, \text{ff}_W, \text{tt}_S} \\
T_W \frac{0.0004 :: T_C, T_R, T_S, T_W ; \text{tt}_R, \text{tt}_C, \text{tt}_R, \text{ff}_W, \text{tt}_S}{0.01092 :: T_C, T_R, T_S, T_W, T_T ; \text{ff}_T, \text{tt}_C, \text{tt}_R, \text{ff}_W, \text{tt}_S \& \text{ff}_S}
}
\end{array}$$

Fig. 2. Computation of the marginal probability of Cloudy (C), and Rain (R) being **True** while Wet Grass (W), and Traffic Jam (T) being **False** with respect to Sprinklers (S) in the Bayesian Network from Figure 1: where tt_X and ff_X denote, resp., the value **True** and the value **False** for a Boolean variable X .

programming framework by means of *multi-head methods* having X_1, \dots, X_n as head and Y_1, \dots, Y_m as body. In **probLO**, we can interpret conditional probabilities as multi-head methods annotated with a probability value $p \in [0, 1]$, using a syntax inspired by the one adopted in **ProbLog** [6,9].

$$\begin{array}{c}
p \\
\hline
\text{probability}
\end{array}
:: \underbrace{[X_1, \dots, X_n]}_{\text{multi-head}} \text{ :- } \underbrace{[Y_1, \dots, Y_m]}_{\text{body}} \quad (2)$$

The effect of the probabilistic annotation is to modify the operational semantics of the method application in such a way that, when the method is applied during a proof search, the probability of the conclusion is obtained by multiplying the probability of the premises by p .

As a first application of **probLO**, we show how to represent Bayesian networks and how to compute joint and marginal probabilities directly within the logic programming framework, without relying on an external semantic interpretation. We show how derivations in **probLO** naturally mimic the process of computing over a Bayesian network where probabilities, annotating the current state, are updated according to rules of the operational semantics, each corresponding to the application of a conditional probability defined in the network. For example, in Figure 2 we show the **probLO** derivation that computes the marginal probability of the variables of Cloudy (C), and Rain (R) being **True** while Wet Grass (W), and Traffic Jam (T) being **False** with respect to Sprinklers (S) in the Bayesian Network of Figure 1.

Contributions of the paper. In this paper, we show how it is possible to characterize the property of a directed graph being acyclic within the framework of (purely multiplicative) **LO**. Then we introduce **probLO**, an extension of **LO** with probabilistic reasoning capabilities, and we show how to represent Bayesian networks in **probLO** using multi-head probabilistic methods. Finally, we show how to compute joint and marginal probabilities directly within the logic programming framework of **probLO**, without relying on an external semantic interpretation.

Paper Structure. In Section 3, we recall the logical foundations underlying our work, starting from the evolution of logic programming toward resource-sensitive computation, as well as basic definitions in probability theory and Bayesian networks. In Section 3, we recall the results on **LO**, and we show how to encode a graph transversal algorithm to detect the absence of cycles in a directed graph in **LO**, thus characterizing directed acyclic graphs. In Section 4, we introduce **probLO**, and we show how to represent computations in Bayesian networks within this framework. We conclude with Section 5 where we discuss some related works and future research directions.

$$\begin{array}{c}
\text{AX} \frac{}{\vdash A, A^\perp} \quad \otimes \frac{\vdash \Gamma, A \quad \vdash B, \Delta}{\vdash \Gamma, A \otimes B, \Delta} \quad \wp \frac{\vdash \Gamma, A, B}{\vdash \Gamma, A \wp B} \quad \Bigg| \quad \& \frac{\vdash \Gamma, A \quad \vdash \Gamma, B}{\vdash \Gamma, A \& B} \quad \oplus_1 \frac{\vdash \Gamma, A}{\vdash \Gamma, A \oplus B} \quad \oplus_2 \frac{\vdash \Gamma, B}{\vdash \Gamma, A \oplus B} \quad \Bigg| \quad \text{mix} \frac{\vdash \Gamma \quad \vdash \Delta}{\vdash \Gamma, \Delta}
\end{array}$$

Fig. 3. Sequent calculus rules for MALL^{mix} .

2 Background

In this section, we provide the necessary background linear logic and focussing proof search, and we recall some basic definitions in probability theory and Bayesian networks.

2.1 Multiplicative Additive Linear Logic

Linear Logic (LL) [10] is a refinement of Classical Logic that has raised a lot of interest in computer research, especially because of its resource sensitive nature. In this paper, we are interested in the fragment of LL called *Multiplicative and Additive Linear Logic with mix* (MALL^{mix}) in which we have two kinds of connectives: **multiplicative** connectives (\otimes and \wp) and **additive** connectives ($\&$ and \oplus). The former connectives model purely linear usage of resources, while the latter allow to express some form of controlled structural rules allowing to duplicate or discard resources in a controlled way. The **mix** rule allows to combine two derivations that do not share any resource, and it is often considered in the context of logic programming as it allows to model independent and computations with separated resources.

We consider **formulas** defined from a countable set of **atoms** \mathbb{A} using the following grammar:

$$A, B ::= a \mid a^\perp \mid A \otimes B \mid A \wp B \mid A \& B \mid A \oplus B \quad \text{with } a \in \mathbb{A} \quad (3)$$

Note that we do not consider the (linear) negation $^\perp$ being a connective, but rather an *involution* relation between atoms, which extends to formula via the following De Morgan laws:

$$(A^\perp)^\perp = A \quad (A \otimes B)^\perp = (A^\perp \wp B^\perp) \quad (A \wp B)^\perp = (A^\perp \otimes B^\perp)$$

We may denote by $\bigoplus_{i=1}^n A_i$ the formula $A_1 \oplus (A_2 \oplus (\dots \oplus A_n) \dots)$.

A **sequent** Γ is a multi-set of formulas. A **sequent system** is a set of inference rules as the ones in Figure 3. We recall the sequent systems $\text{MLL}^{\text{mix}} = \{\text{AX}, \wp, \otimes, \text{mix}\}$ and $\text{MALL}^{\text{mix}} = \text{MLL}^{\text{mix}} \cup \{\&, \oplus_1, \oplus_2\}$.

A **derivation** in a sequent system Sys of a sequent Γ is a finite tree of sequent with root Γ built according to the inference rules from in Sys . We say that a sequent Γ is **provable** in a sequent system Sys (written $\vdash_{\text{Sys}} \Gamma$) if there exists a derivation of Γ using only the rules of Sys .

We are interested in this paper to rely on logical framework provided by focussing without introducing its technicalities.⁴ For this reason, we simply define special formulas, called *bipoles*, that will be used to represent logic programming methods in the next subsections, and we introduce the notion of *synthetic inference rule* that will be used to define the operational semantics of logic programming in terms of proof search in the next subsections.

⁴ For a detailed introduction to focussing, we refer the interested reader to [1,2,3,16,11,4].

Definition 1. A (multiplicative) **bipole** is a formula of the form $P \otimes N$ with P a **positive monopole** (i.e., a formula built using only negated atoms and \otimes) and N a **negative monopole** (i.e., a formula built using only atoms and \wp).⁵ A **degenerate bipole** is a positive monopole.

We associate to each bipole **synthetic inference rules** as follows:

$$\begin{aligned} \mathcal{F} = (h_1^\perp \otimes \dots \otimes h_n^\perp) \otimes (b_1 \wp \dots \wp b_m) &\rightsquigarrow \mathcal{F} \frac{\vdash \Gamma, b_1, \dots, b_m,}{\vdash \Gamma, (h_1^\perp \otimes \dots \otimes h_n^\perp) \otimes (b_1 \wp \dots \wp b_m), h_1, \dots, h_n} \\ \mathcal{F} = (h_1^\perp \otimes \dots \otimes h_n^\perp) &\rightsquigarrow \mathcal{F} \frac{\vdash \Gamma}{\vdash \Gamma, (h_1^\perp \otimes \dots \otimes h_n^\perp), h_1, \dots, h_n} \quad \text{and} \quad \mathcal{F} \frac{}{\vdash (h_1^\perp \otimes \dots \otimes h_n^\perp), h_1, \dots, h_n} \end{aligned} \quad (4)$$

We define the **synthetic calculus** $S_{\mathcal{B}}$ associated to a (multi)set of bipoles $\mathcal{B} = \{\mathcal{F}_1, \dots, \mathcal{F}_n\}$ as the set of sequent rules containing the synthetic inference rules of Equation (4) associated to these bipoles.

The fact that each bipole can be seen as an elementary instruction of proof search is underlined by the following theorem showing that provability can be reduced to provability using only synthetic inference rules associated to bipoles, corresponding to phases of a focused proof search.

It can be shown that the synthetic inference rule associated to a bipole is derivable in MLL^{mix} . Notice that the need of mix is crucial to derive the synthetic rule for degenerate bipoles in the case in which the rule is not a leaf of the derivation.

Proposition 1. The synthetic inference rule(s) associated to a bipole \mathcal{F} are derivable in MLL^{mix} .

Proof. It suffices to consider the open derivations below on the left for the non-degenerate case the one on the right for the first rule for the degenerate case.

$$\begin{aligned} \frac{\wp \frac{\vdash \Gamma, b_1, \dots, b_m}{\vdash \Gamma, (b_1 \wp \dots \wp b_m)} \quad \otimes \frac{\text{AX} \frac{}{\vdash h_1^\perp, h_1} \dots \text{AX} \frac{}{\vdash h_n^\perp, h_n}}{\vdash h_1^\perp \otimes \dots \otimes h_n^\perp, h_1, \dots, h_n}}{\vdash \Gamma, (h_1^\perp \otimes \dots \otimes h_n^\perp) \otimes (b_1 \wp \dots \wp b_m), h_1, \dots, h_n} \quad \text{mix} \frac{\text{AX} \frac{}{\vdash h_1^\perp, h_1} \dots \text{AX} \frac{}{\vdash h_n^\perp, h_n}}{\vdash \Gamma, h_1^\perp \otimes \dots \otimes h_n^\perp, h_1, \dots, h_n} \end{aligned} \quad (5)$$

The other rule for the degenerate case is the same as the sub-derivation on the right-premise of the mix-rule in the derivation above on the right.

Proposition 2. Let $\mathcal{F}_1, \dots, \mathcal{F}_k$ be bipoles such that $\mathcal{F}_i = (h_1^\perp \otimes \dots \otimes h_n^\perp) \otimes (b_1^i \wp \dots \wp b_{m_i}^i)$ for all $i \in \{1, \dots, k\}$, and $C = \bigoplus_{i=1}^k \mathcal{F}_i$. Then the following synthetic inference rule is derivable in MALL :

$$C \frac{\vdash \Gamma, b_1^i, \dots, b_{m_i}^i}{\vdash \Gamma, \bigoplus_{i=1}^k \mathcal{F}_i, h_1, \dots, h_n} \quad i \in \{1, \dots, k\} \quad \text{and} \quad C \frac{}{\vdash \bigoplus_{i=1}^k \mathcal{F}_i, h_1, \dots, h_n} \quad \text{exists } i \in \{1, \dots, k\} \text{ s.t. } m_i = 0 \quad (6)$$

Proof. Similar to the derivations in Equation (5), but each starting with some applications of the rule \oplus to select the appropriate bipole \mathcal{F}_i among $\mathcal{F}_1, \dots, \mathcal{F}_k$.

⁵ The choice of using negated atoms in positive monopoles (resp., positive atoms in negative monopoles) is a convention we adopt to allow easier readability of goals which, dually, are made of positive atoms.

2.2 Probability and Bayesian Networks

In this section, we recall some preliminary notions on probability for discrete variables and Bayesian networks to fix the notation used in the rest of the paper.

In this paper we only consider **random (Boolean) variables** taking values True or False. For each random variable X , we denote by \mathbf{X} the set containing the two **events** $X = \text{True}$ and $X = \text{False}$ in which X takes the value True or False respectively, and by x any event in \mathbf{X} .

Definition 2. Let $X_1, \dots, X_n, Y_1, \dots, Y_m, Z_1, \dots, Z_k$ be random variables.

- A **probability distribution** for X is a function $\Pr(\mathbf{X})$ assigning a probability in $[0, 1] \subset \mathbb{R}$ to each $x \in \mathbf{X}$ in such a way that $\Pr(X = \text{True}) + \Pr(X = \text{False}) = 1$.
- a **joint probability distribution** of the variables X_1, \dots, X_n is a probability distribution over the set of events $\mathbf{X}_1 \times \dots \times \mathbf{X}_n$ such that $\sum_{x_1 \in \mathbf{X}_1, \dots, x_n \in \mathbf{X}_n} \Pr(x_1, \dots, x_n) = 1$. Variables X_1, \dots, X_n and Y_1, \dots, Y_m are **independent** if $\Pr(x_1, \dots, x_n, y_1, \dots, y_m) = \Pr(x_1, \dots, x_n) \cdot \Pr(y_1, \dots, y_m)$ for all $x_1 \in \mathbf{X}_1, \dots, x_n \in \mathbf{X}_n$ and $y_1 \in \mathbf{Y}_1, \dots, y_m \in \mathbf{Y}_m$.
- the **conditional distribution** $\Pr(X_1, \dots, X_n \mid Y_1, \dots, Y_m)$ of the variables X_1, \dots, X_n given the **evidences** Y_1, \dots, Y_m is defined as the probability distribution such that, fixed $y_1 \in \mathbf{Y}_1, \dots, y_m \in \mathbf{Y}_m$ with $\Pr(y_1, \dots, y_m) > 0$, we have $\Pr(x_1, \dots, x_n \mid y_1, \dots, y_m) = \frac{\Pr(x_1, \dots, x_n, y_1, \dots, y_m)}{\Pr(y_1, \dots, y_m)}$ for all $x_1 \in \mathbf{X}_1, \dots, x_n \in \mathbf{X}_n$. It is **simple** if $n = 1$ and **complex** otherwise.⁶
- The **marginal probability** of X_1, \dots, X_n with respect to the variables Y_1, \dots, Y_m is the sum of the probability distributions over X_1, \dots, X_n over all possible values of Y_1, \dots, Y_m , that is, $\sum_{y_1 \in \mathbf{Y}_1, \dots, y_m \in \mathbf{Y}_m} \Pr(X_1, \dots, X_n, y_1, \dots, y_m)$.

A **Bayesian network** is a probabilistic graphical model representing a set of random variables and their conditional dependencies via a directed acyclic graph. The interest of Bayesian networks lies in the fact that they allow to represent joint probability distributions in a compact way, by exploiting conditional independencies between variables explicitly encoded in the network structure. Moreover, they allow to efficiently compute marginal and conditional probability distributions of interest by exploiting these independencies.

Definition 3. A **(directed) graph** is a pair $\mathcal{G} = \langle V, \rightharpoonup \rangle$ made of a set of vertices V and a set of directed edges \rightharpoonup . A **simple path** \mathcal{G} is a sequence of distinct vertices v_1, \dots, v_n such that $(v_i, v_{i+1}) \in \rightharpoonup$ for all $i \in \{1, \dots, n-1\}$. A graph is **acyclic** if it contains no simple path v_1, \dots, v_n such that $(v_n, v_1) \in \rightharpoonup$. A **root** (resp. **leaf**) is a vertex v such that there is no (v', v) (resp. (v, v')) in \rightharpoonup for any $v' \in V$.

A **Bayesian Network** over is a triple $\mathcal{B} = \langle V_{\mathcal{B}}, \rightharpoonup_{\mathcal{B}}, \mathcal{P}_{\mathcal{B}} \rangle$ such that:

- $V_{\mathcal{B}}$ is a set of random variables;
- $\rightharpoonup_{\mathcal{B}} \subset V_{\mathcal{B}} \times V_{\mathcal{B}}$ is a set of edges such that $\langle V_{\mathcal{B}}, \rightharpoonup_{\mathcal{B}} \rangle$ form a directed acyclic graph;
- $\mathcal{P}_{\mathcal{B}}$ is a map associating to each variable $X \in V_{\mathcal{B}}$ a **conditional probability table** whose rows consist of a possible assignment of values to the variables in the set of **parents** of X (denoted π_X), together with the corresponding conditional probabilities for the events $X = \text{True}$ and $X = \text{False}$ as follows, where $\pi_X = \{Y_1, \dots, Y_n\}$:

Row table:	Y_1	\dots	Y_n	$\Pr(X = \text{True} \mid Y_1 = v_1, \dots, Y_n = v_n)$	$\Pr(X = \text{False} \mid Y_1 = v_1, \dots, Y_n = v_n)$
------------	-------	---------	-------	---	--

⁶ We can always reduce complex conditional probabilities to a sequence of simple conditional probabilities by iteratively applying the *chain rule* $\Pr(X, \tilde{Y} \mid \tilde{Z}) = \Pr(X \mid \tilde{Y}, \tilde{Z}) \cdot \Pr(\tilde{Y} \mid \tilde{Z})$ of conditional probabilities.

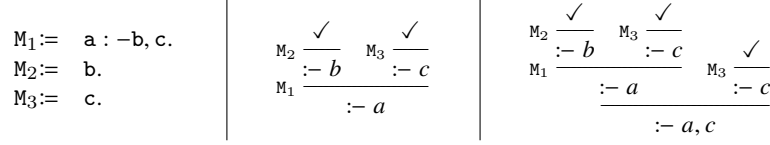


Fig. 4. A Prolog program made of three methods M_1 , M_2 and M_3 , and the representation of the computation of the two queries $:-\mathbf{a}.$ and $:-\mathbf{a}, \mathbf{c}.$

We represent Bayesian networks as in Figure 1, where nodes represent variables and directed edges represent dependencies between them, while conditional probability tables are connected to the corresponding nodes with dashed lines, and, to avoid ambiguities, they include an extra row to indicate the order of the variables in the parent set we are considering.

In a Bayesian network $\mathcal{B} = \langle V, \hookrightarrow, \mathcal{P} \rangle$, the joint probability distribution of all variables in \vec{X} can be computed as the product of the conditional probability distributions of each variable given its parents in the graph $\langle \vec{X}, \hookrightarrow \rangle$. This takes the name of *Factorization Theorem*.

Theorem 1. *Let \mathcal{B} be a Bayesian network with variables X_1, \dots, X_n . Then*

$$\Pr(X_1, \dots, X_n) = \prod_{i=1}^n \Pr(X_i \mid \underbrace{X_{j_1}, \dots, X_{j_{k_i}}}_{\pi_{X_i} = \{X_{j_1}, \dots, X_{j_{k_i}}\}})$$

For example, joint probability distribution of all variables in the Bayesian network of Figure 1 can be computed as follows: $\Pr(C, S, R, W, T) = \Pr(C) \cdot \Pr(S \mid C) \cdot \Pr(R \mid C) \cdot \Pr(W \mid R, S) \cdot \Pr(T \mid R)$.

3 From Logic Programming to Linear Objects

Logic programming originated with Prolog, a language grounded in Horn clause logic and based on a goal-directed proof procedure (SLD-resolution). Prolog's computational interpretation relies on *unrestricted* reuse of program clauses, implicitly assuming that logical resources can be consumed arbitrarily many times. While this assumption is suitable for many symbolic tasks, it limits Prolog's expressiveness when modeling computations where resource usage matters as, e.g., state changes, process calculi, or probabilistic reasoning. For example, in Figure 4 we show a simple Prolog program and two queries solved using it: while the first uses each method only once, the second query requires to use one of the methods twice to derive the goal.

The introduction of *linear logic* (LL) by Girard provided a refined logical foundation where resources are treated explicitly: in linear logic, propositions are consumed when used (unless marked as reusable). This perspective leads naturally to programming languages where the flow of computation corresponds to the controlled consumption and production of resources. Linear logic programming thus differs fundamentally from classical logic programming: instead of deriving consequences from static facts, it orchestrates a dynamic evolution of states represented as multisets of linear formulas.

Exploiting these ideas, Andreoli and Pareschi introduced **Linear Objects** (LO) [2,3], a logic programming language grounded in the multiplicative-additive fragment of linear logic (MALL). In LO, methods are Prolog-like multi-head clauses where both preconditions and postconditions are represented as multisets of linear formulas (see Equation (1)). Its operational semantics is defined

$$\begin{array}{c|c}
\begin{array}{c}
\text{expansion} \frac{P ; b_1, \dots, b_m, \Gamma}{P, [h_1, \dots, h_n] :- [b_1, \dots, b_m] ; h_1, \dots, h_n, \Gamma} \\
\\
\text{expansion} \frac{P ; \Gamma}{P, [h_1, \dots, h_n] :- [\cdot] ; h_1, \dots, h_n, \Gamma} \\
\\
\text{termination} \frac{}{[h_1, \dots, h_n] :- [\cdot] ; h_1, \dots, h_n}
\end{array}
&
\begin{array}{c}
\mathcal{F} \frac{}{\vdash \Delta_P, b_1, \dots, b_m, \Gamma} \\
\\
\mathcal{F} \frac{}{\vdash \Delta_P, h_1^\perp \otimes \dots \otimes h_n^\perp \otimes b_1 \wp \dots \wp b_m, h_1, \dots, h_n, \Gamma} \\
\\
\mathcal{F} \frac{}{\vdash \Delta_P, \Gamma} \\
\\
\mathcal{F} \frac{}{\vdash \Delta_P, h_1^\perp \otimes \dots \otimes h_n^\perp, h_1, \dots, h_n, \Gamma} \\
\\
\mathcal{F} \frac{}{\vdash h_1^\perp \otimes \dots \otimes h_n^\perp, h_1, \dots, h_n}
\end{array}
\end{array}$$

Fig. 5. Rules of the operational semantics of the multiplicative fragment of LO, and the corresponding synthetic inference rules.

$$\begin{array}{c|c|c}
\begin{array}{l}
\mathcal{F}_1 := a^\perp \otimes (b \wp c) \\
\mathcal{F}_2 := b^\perp \\
\mathcal{F}_3 := c^\perp
\end{array}
&
\begin{array}{c}
\mathcal{F}_3 \frac{}{\vdash c^\perp, c} \\
\mathcal{F}_2 \frac{}{\vdash b^\perp, c^\perp, b, c} \\
\mathcal{F}_1 \frac{}{a^\perp \otimes (b \wp c), b^\perp, c^\perp, a}
\end{array}
&
\begin{array}{c}
\mathcal{F}_2 \frac{\vdash c}{\vdash b^\perp, b, c} \\
\mathcal{F}_1 \frac{}{\vdash a^\perp \otimes (b \wp c), b^\perp, a} \\
\mathcal{F}_3 \frac{}{\vdash a^\perp \otimes (b \wp c), b^\perp, c^\perp, a, c}
\end{array}
\end{array}$$

Fig. 6. The bipoles associated to the three methods in the program of Figure 4, and two proof search in the synthetic sequent calculus associated to the program in Figure 4. The first end successfully, while the second is stuck because the method $\mathcal{F}_3 = c^\perp$ is consumed at the beginning of the first step of the execution and cannot be reused.

in terms of proof search in linear logic: a state of the system is represented as a sequent containing the current multiset of goals and the current methods available to the program program itself, and a program execution corresponds to a proof search in linear logic, where the execution of each method corresponds to the application of a synthetic inference rule associated to a bipole formula representing the method. See Figure 5 for the rules of the operational semantics of the multiplicative fragment of LO and the corresponding synthetic inference rules in MLL^{mix} . For example, the two Prolog queries in Figure 4 are in a purely multiplicative fragment of LO as shown in Figure 6. Here is possible to see how the first query can be solved by using each method once, while the second query get stuck because method \mathcal{M}_3 cannot be used twice.

In this section, we recall a small fragment of LO, corresponding to the multiplicative fragment of linear logic, and we show how execution of a purely multiplicative LO prograph can characterize the absence of cycles in directed graphs.

3.1 From Exploring Trees to Exploring DAGs using LO

We construct the encoding of a directed graph $\mathcal{G} = \langle V, \rightharpoonup \rangle$ by associating to each node v of a graph an atom a_v . Then, if the node v has parents u_1, \dots, u_n and m children, we define a bipole containing literals representing ‘half edges’ connecting the node to its parents and children. More precisely, we associate to the node v the bipole \mathcal{F}_v made of the tensor (\otimes) of $m + 1$ copies of a_v^\perp with a par (\wp)

of all atoms a_{u_1}, \dots, a_{u_n} as shown in Equation (7) below.

$$\begin{array}{c}
 \text{parents} \\
 \overbrace{\begin{array}{ccc} u_1 & \dots & u_n \end{array}} \\
 \begin{array}{ccc} \swarrow & & \searrow \\ v & & \\ \swarrow & & \searrow \\ \underbrace{\begin{array}{ccc} w_1 & \dots & w_m \end{array}}_{m \text{ (immediate) descendants}} \end{array}
 \end{array}
 \rightsquigarrow
 \underbrace{(a_v^\perp \otimes \dots \otimes a_v^\perp)}_{m+1 \text{ times}} \otimes a_{u_1} \wp \dots \wp a_{u_n} \quad (7)$$

Definition 4. Let $\mathcal{G} = \langle V, \rhd \rangle$ be a graph, and \mathbb{A} a set of atoms containing a subset of atoms $\{a_v \mid v \in V\}$ in one-to-one correspondence of the nodes of \mathcal{G} . The **encoding** of \mathcal{G} is the multiset of bipoles $\Gamma_{\mathcal{G}}$ containing a bipole \mathcal{F}_v for each $v \in V$ defined as Equation (7). Note that the bipole of each root node is degenerate.

Theorem 2. Let $\mathcal{G} = \langle \{v_1, \dots, v_n\}, \rhd \rangle$ be a graph. Then \mathcal{G} is acyclic iff $\vdash_{\text{MLL}^{\text{mix}}} \Gamma_{\mathcal{G}}, a_{v_1}, \dots, a_{v_n}$.

Proof. The idea is that the proof search progressively visit the nodes of \mathcal{G} from leaves to roots, exploring a new node as soon as all its children have been processed. We proceed by induction on the *diameter* of \mathcal{G} defined as the maximal length n of a path in \mathcal{G} (from a root to a leaf). Note that the diameter is well defined because \mathcal{G} is acyclic.

If $n = 0$, then the sequent to be proved is $\mathcal{F}_{v_1}, \dots, \mathcal{F}_{v_n}, a_{v_1}, \dots, a_{v_n}$ where $\mathcal{F}_{v_i} = a_{v_i}^\perp$ for all $i \in \{1, \dots, n\}$ because all nodes are roots. The proof is immediate by applying all the bipoles. Notice that in this passage is clear the need for the use of the mix rule to partition the sequent into sequents of the form $\vdash \mathcal{F}_{v_i}, a_{v_i}$ for each vertex (i.e., connected component) of \mathcal{G} .

Otherwise, $n > 0$ and we apply all the rules associated to the bipoles \mathcal{F}_v for each leaf v of \mathcal{G} . We obtain a sequent of the form $\Gamma_{\mathcal{G}'}, a_{u_1}, \dots, a_{u_m}$ where \mathcal{G}' is the graph with vertices u_1, \dots, u_m obtained by removing all leaves from \mathcal{G} . Since \mathcal{G}' is still a directed acyclic graph with strictly smaller diameter than \mathcal{G} , we conclude by inductive hypothesis.

To prove the converse, it suffices to note that, if a cycle existed in \mathcal{G} , then there would be at least one bipole that could never be processed by the proof search because at least one of its ‘input’ atoms would never be available due to the cyclic dependency between nodes.

4 From LO to probLO

In this section, we introduce **probLO**, a probabilistic extension of LO suitable to model and reason about Bayesian networks.

We start by defining the syntax of methods, conditionals, tables and programs. To simplify the presentation for the purpose of modeling Boolean Bayesian networks. For this purpose, we introduce a typing discipline on the atoms we use in our programs (only two atoms per basic type), and we limit the definition of **probLO**-conditionals to the case required to model simple conditional probability distributions of boolean variables (only two methods, one for each boolean value).

Definition 5. Let X_1, \dots, X_n be random variables. For each variable X_i , we define two distinct atoms \mathbf{tt}_{X_i} and \mathbf{ff}_{X_i} of **type** X_i .

A **simple probLO-method** of type $X_1 \times \dots \times X_n :- Y_1, \dots, Y_n$ is a LO-method with **multi-head** $[h_1, \dots, h_n]$ of length n and **body** $[b_1, \dots, b_m]$ of length m annotated with a probability value $p \in [0, 1]$ written as follows:

$$M = p :: \overbrace{[h_1, \dots, h_n]}^{\text{multi-head}} :- \overbrace{[b_1, \dots, b_m]}^{\text{body}} \quad \text{or} \quad M = p :: \overbrace{[h_1, \dots, h_n]}^{\text{multi-head}} :- \overbrace{[\cdot]}^{\text{empty body}} \quad (8)$$

A (**simple Boolean**) **probLO-conditional** for the variable X is a (multi-)set containing two **probLO-methods** of type $X^n \times Y_1 \times \dots \times Y_m$ for a $n \in \mathbb{N}$ with the same body such that the sum of their probability is 1:

$$C_X^{b_1, \dots, b_m} = \left[\begin{array}{l} p_1 :: [\text{tt}_X, \dots, \text{tt}_X] :- [b_1, \dots, b_m], \\ p_2 :: [\text{ff}_X, \dots, \text{ff}_X] :- [b_1, \dots, b_m] \end{array} \right] \quad \text{with } p_1 + p_2 = 1 \text{ and heads of the same length} \quad (9)$$

A **probLO-method** (or **probLO-table** when we want to distinguish from the simple ones) is a (multi-)set of simple **probLO-methods** of type $X^n \times Y_1 \times \dots \times Y_m$ which can be split into **probLO-conditionals**, one for each possible body $[b_1, \dots, b_m]$ with each b_i of type Y_i for $i \in \{1, \dots, m\}$. Finally, a (**probLO-*program***) **P** is a multiset of **probLO tables**.

Remark 1. Even if we adopt the same way to annotate probabilities as in ProbLog [6,9], we also weight methods (not only facts) with probabilities.

Moreover, our **probLO-conditionals** do not support a constructor in which we can inject the choice directly in the head of a method. The corresponding formula would be, in fact, of the form $\bigoplus_{i=1}^k (a^\perp \otimes \dots \otimes a^\perp) \otimes (b_1^i \wp \dots \wp b_m^i)$. However, extending our syntax with such a constructor would allow us to use a single formula $\left(\bigoplus_{i=1}^k (h^\perp \otimes \dots \otimes h^\perp) \right) \otimes (b_1^i \wp \dots \wp b_m^i)$ to represent the conditional probability distribution, in a way similar to LP methods of LPADs [21]. We opt not to do so to avoid adding an additional constructor in the syntax of **probLO**.

The intuition behind a **probLO-table** is that it represents a conditional probability distribution of a variable X given some evidences Y_1, \dots, Y_m . Each **probLO-conditional** in the **probLO-table** represents the two possible outcomes of the variable X (True or False) given a specific assignment of values to the evidences Y_1, \dots, Y_m represented by the body of the methods in the conditional. We show later when modeling Bayesian networks that, during the program execution, every time a **probLO-table** is called, the current goal in the state allows it to uniquely choose a single simple method in it. At the same time, having **probLO-tables** instead of simple **probLO-modules** only allows for having a general purpose program goal-independent that can adapt to the given goal.

In **probLO**, we want to keep the same operational semantics of **LO**, where the usage of each method prevents its reuse, but we want to extend it to account for the probabilistic nature of the methods. Therefore, other than keeping track of the current state of the program, i.e., its current goal and the current available methods, we also want to keep track of the probability of reaching the current state from the initial state of the program. To this aim, we represent a state of a **probLO** program as a **weighted sequent** of the form

$$\begin{array}{c} p \\ \text{probability} \end{array} :: \begin{array}{c} P \\ \text{program} \end{array} ; \begin{array}{c} \Gamma \\ \text{goal} \end{array} \quad (10)$$

In Figure 7 we show the rules of the operational semantics of **probLO**. Derivations in this system are built bottom-up and represent the possible executions of a **probLO** program. The probability

$$\begin{array}{c}
\text{termination} \frac{}{p :: T ; h_1, \dots, h_n} \dagger \\
\text{expansion} \frac{q :: P ; \Gamma}{q \cdot p :: P, T ; \Gamma, h_1, \dots, h_n} \dagger \\
\dagger := p :: [h_1, \dots, h_n] :- [\cdot] \in T
\end{array}
\qquad
\begin{array}{c}
\text{branching} \frac{p :: P ; \Gamma, A \quad q :: P ; \Gamma, B}{p + q :: P ; \Gamma, A \& B} \\
\text{expansion} \frac{q :: P ; \Gamma, b_1, \dots, b_m}{q \cdot p :: P, T ; \Gamma, h_1, \dots, h_n} \ddagger \\
\ddagger := p :: [h_1, \dots, h_n] :- [b_1, \dots, b_m] \in T
\end{array}$$

Fig. 7. Rules of the operational semantics of **probLO**. Both rules **termination** and **expansion** may instead be annotated by the method **M** applied by the rule.

value annotating the sequent root of a derivation has to be interpreted as the probability of successfully reaching the initial goal. We may also annotate these rules with the method **M** applied by the rule instead of **termination** and **expansion**. The rule **branching** is used to process goals containing additive conjunctions ($\&$) that represent uncertain events; it splits the current execution into two sub-executions, one for each branch of the conjunction, summing up their probabilities.

Remark 2. If we forget about probability, we can easily see that each rule in the operational semantics of **probLO** corresponds to a synthetic rule in MALL^{mix} . In particular, the rules **termination** and **expansion** correspond to the synthetic rules in Equation (6), while the rule **branching** corresponds to an instance of the rule $\&$ for the additive conjunction. Notice also that the ‘probabilistic’ part of the inference is not in the choice of which simple method to select in the case of tables, but in the application of the simple method itself. In fact, the selection of the simple method is completely deterministic and driven by the current state of the program. Said differently, the probabilistic nature of **probLO** is not in the choice of which method to apply, as if the connective \oplus had a probabilistic nature (as in [12]), but in the success of the application itself.

4.1 Encoding Bayesian Networks in **probLO**

We now show how to encode Bayesian networks into **probLO** programs as one of the possible applications, using **probLO**-tables to model probabilistic choices. At the same time, we use additive connectives in the goal to represent the uncertainty on the values of Boolean variables: if the value of a Boolean variable **X** is unknown, we represent this as a ‘superposition’ of its possible values.

Notation 1. From now on, we assume the set of atoms \mathbb{A} to always include a pair of atoms tt_X and ff_X for each Boolean variable **X** we may consider, representing the events $X = \text{True}$ and $X = \text{False}$ in **X** respectively. To simplify the notation, we denote by \mathbf{w}_X an element in $\{\text{tt}_X, \text{ff}_X\}$, assuming that the corresponding $x \in X$ is specified by the context.

Definition 6. Let $\mathcal{B} = \langle V, \hookrightarrow, \mathcal{P} \rangle$ be a Bayesian network. We define the following for any variable $X \in V$ with h parents $\{Y_1, \dots, Y_h\}$ and m immediate descendants:

1. the simple **probLO**-method of type $X :- Y_1 \times \dots \times Y_h$ to the row of the conditional probability table of **X** for the event $\langle x, y_1, \dots, y_h \rangle \in X \times Y_1 \times \dots \times Y_h$:

$$M_X^{\langle x, y_1, \dots, y_h \rangle} = \text{Pr}(x \mid y_1, \dots, y_h) :: [\mathbf{w}_X, \dots, \mathbf{w}_X] :- [\mathbf{w}_{Y_1}, \dots, \mathbf{w}_{Y_h}] \quad (11)$$

where the multi-head contains $m+1$ copies of \mathbf{w}_X , and where \mathbf{w}_Z is the atom tt_Z when $Z = \text{True}$, and it is the atom ff_Z when $Z = \text{False}$ for each $Z \in \{X, Y_1, \dots, Y_m\}$.

Conditional probability	Method	Conditional	Table
Pr(C = True) = 0.5 Pr(C = False) = 0.5	$M_C^{(C=True)} = 0.5 :: [\mathbf{tt}_C, \mathbf{tt}_C, \mathbf{tt}_C] :- []$ $M_C^{(C=False)} = 0.5 :: [\mathbf{ff}_C, \mathbf{ff}_C, \mathbf{ff}_C] :- []$	C_C	T_C
Pr(R = True C = False) = 0.2 Pr(R = False C = False) = 0.8	$M_R^{(R=True, C=False)} = 0.2 :: [\mathbf{tt}_R, \mathbf{tt}_R, \mathbf{tt}_R] :- [\mathbf{ff}_C]$ $M_R^{(R=False, C=False)} = 0.8 :: [\mathbf{ff}_R, \mathbf{ff}_R, \mathbf{ff}_R] :- [\mathbf{ff}_C]$	$C_R^{\mathbf{ff}_C}$	T_R
Pr(R = True C = True) = 0.8 Pr(R = False C = True) = 0.2	$M_R^{(R=True, C=True)} = 0.8 :: [\mathbf{tt}_R, \mathbf{tt}_R, \mathbf{tt}_R] :- [\mathbf{tt}_C]$ $M_R^{(R=False, C=True)} = 0.2 :: [\mathbf{ff}_R, \mathbf{ff}_R, \mathbf{ff}_R] :- [\mathbf{tt}_C]$	$C_R^{\mathbf{tt}_C}$	
Pr(S = True C = False) = 0.5 Pr(S = False C = False) = 0.5	$M_S^{(S=True, C=False)} = 0.5 :: [\mathbf{tt}_S, \mathbf{tt}_S] :- [\mathbf{ff}_C]$ $M_S^{(S=False, C=False)} = 0.5 :: [\mathbf{ff}_S, \mathbf{ff}_S] :- [\mathbf{ff}_C]$	$C_S^{\mathbf{ff}_C}$	T_S
Pr(S = True C = True) = 0.1 Pr(S = False C = True) = 0.9	$M_S^{(S=True, C=True)} = 0.1 :: [\mathbf{tt}_S, \mathbf{tt}_S] :- [\mathbf{tt}_C]$ $M_S^{(S=False, C=True)} = 0.9 :: [\mathbf{ff}_S, \mathbf{ff}_S] :- [\mathbf{tt}_C]$	$C_S^{\mathbf{tt}_C}$	
Pr(W = True R = False, S = False) = 0 Pr(W = False R = False, S = False) = 1	$M_W^{(W=True, R=False, S=False)} = 0 :: [\mathbf{tt}_W] :- [\mathbf{ff}_S, \mathbf{ff}_R]$ $M_W^{(W=False, R=False, S=False)} = 1 :: [\mathbf{ff}_W] :- [\mathbf{ff}_S, \mathbf{ff}_R]$	$C_W^{\mathbf{ff}_R, \mathbf{ff}_S}$	T_W
Pr(W = True R = False, S = True) = 0.9 Pr(W = False R = False, S = True) = 0.1	$M_W^{(W=True, R=False, S=True)} = 0.9 :: [\mathbf{tt}_W] :- [\mathbf{tt}_S, \mathbf{ff}_R]$ $M_W^{(W=False, R=False, S=True)} = 0.1 :: [\mathbf{ff}_W] :- [\mathbf{tt}_S, \mathbf{ff}_R]$	$C_W^{\mathbf{ff}_R, \mathbf{tt}_S}$	
Pr(W = True R = True, S = False) = 0.9 Pr(W = False R = True, S = False) = 0.1	$M_W^{(W=True, R=True, S=False)} = 0.9 :: [\mathbf{tt}_W] :- [\mathbf{ff}_S, \mathbf{tt}_R]$ $M_W^{(W=False, R=True, S=False)} = 0.1 :: [\mathbf{ff}_W] :- [\mathbf{ff}_S, \mathbf{tt}_R]$	$C_W^{\mathbf{tt}_R, \mathbf{ff}_S}$	
Pr(W = True R = True, S = True) = 0.99 Pr(W = False R = True, S = True) = 0.01	$M_W^{(W=True, R=True, S=True)} = 0.99 :: [\mathbf{tt}_W] :- [\mathbf{tt}_S, \mathbf{tt}_R]$ $M_W^{(W=False, R=True, S=True)} = 0.01 :: [\mathbf{ff}_W] :- [\mathbf{tt}_S, \mathbf{tt}_R]$	$C_W^{\mathbf{tt}_R, \mathbf{tt}_S}$	
Pr(T = True R = False) = 0.9 Pr(T = False R = False) = 0.1	$M_T^{(T=True, R=False)} = 0.9 :: [\mathbf{tt}_T] :- [\mathbf{ff}_R]$ $M_T^{(T=False, R=False)} = 0.1 :: [\mathbf{ff}_T] :- [\mathbf{ff}_R]$	$C_T^{\mathbf{ff}_R}$	T_T
Pr(T = True R = True) = 0.7 Pr(T = False R = True) = 0.3	$M_T^{(T=True, R=True)} = 0.7 :: [\mathbf{tt}_T] :- [\mathbf{tt}_R]$ $M_T^{(T=False, R=True)} = 0.3 :: [\mathbf{ff}_T] :- [\mathbf{tt}_R]$	$C_T^{\mathbf{tt}_R}$	

Fig. 8. Conditional probabilities for variables of the Bayesian Network in Figure 1 and the corresponding **probLO** methods. The row are grouped into **probLO**-conditionals and **probLO**-tables according to the third and fourth columns.

2. the **probLO**-table associated to (the conditional probability table of) the variable X :

$$T_X = \begin{bmatrix} M_X^{\langle x^1, y_1^1, \dots, y_h^1 \rangle} \\ \vdots \\ M_X^{\langle x^{2^h}, y_1^{2^h}, \dots, y_h^{2^h} \rangle} \end{bmatrix} \text{ where } \{\langle x^i, y_1^i, \dots, y_h^i \rangle \mid i \in \{1, \dots, 2^{h+1}\}\} = \mathbf{X} \times \mathbf{Y}_1 \times \dots \times \mathbf{Y}_h \quad (12)$$

Finally, the program $P_{\mathcal{B}}$ associated to \mathcal{B} is the (multi-)set of tables containing the table T_X for each variable $X \in V$.

Example 1. The program associated to the Bayesian network in Figure 1 is the multiset of tables $[T_C, T_W, T_T, T_S, T_R]$ where each table is defined in Figure 8.

In the encoding of a Bayesian network \mathcal{B} into a **probLO**-program $P_{\mathcal{B}}$ as in Definition 6, each **probLO**-method T_X is the encoding of the entire conditional probability table of the variable X in \mathcal{B} . However, beside the interpretation of the method in MALL^{mix} is a synthetic rule including a non-deterministic choice enforced by the \oplus (see Equation (6)), this choice can be made completely deterministic in each of the possible executions of the program $P_{\mathcal{B}}$ by injecting appropriate constraints in the initial goal of the program. In particular, we can observe that in a derivation using

the program $P_{\mathcal{B}}$ on a goal that contains only an atom $\mathbf{w}_X \in \{\mathbf{tt}_X, \mathbf{ff}_X\}$ for each variable X in V , as soon as a state contains both atoms \mathbf{tt}_X and \mathbf{ff}_X for some variable X , then the derivation cannot be successful anymore. We refer to this property as *boolean consistency*, and we state it formally in the following lemma.

Lemma 1 (Boolean consistency). *Let \mathcal{B} be a Bayesian network and Γ a goal containing exactly one formula in $\{\mathbf{tt}_X, \mathbf{ff}_X, \mathbf{tt}_X \& \mathbf{ff}_X\}$ for each variable X in \mathcal{B} . Then each branch of a successful derivation in the operational semantics of **probLO** starting from a state with goal Γ , never contains both atoms \mathbf{tt}_X and \mathbf{ff}_X .*

Proof. By definition of the program $P_{\mathcal{B}}$ as in Definition 6, each simple method in the **probLO**-table T_X for a variable X only contains either \mathbf{tt}_Z or \mathbf{ff}_Z in the body of its simple methods, never both. If a method T_X applied in the derivation would introduce the ‘complementary’ literal for a variable Z such that \mathbf{tt}_Z (resp. \mathbf{ff}_Z) is already present in the current goal, then, as a consequence of Theorem 2 some method will eventually go in starvation because the required precondition will never be satisfied, therefore, the proof search will fail.

Finally, we can prove that the encoding of a Bayesian network \mathcal{B} into a **probLO** program $P_{\mathcal{B}}$ correctly captures both joint and marginal probabilities over the variables of \mathcal{B} .

Theorem 3 (Encoding BN within probLO). *Let $\mathcal{B} = \langle V, \curvearrowright, \mathcal{P} \rangle$ be a Bayesian network with leaves $\{X_1, \dots, X_n\}$. Then*

1. *the state $\text{Pr}(x_1 \dots, x_n) :: P_{\mathcal{B}} ; \mathbf{w}_{X_1}, \dots, \mathbf{w}_{X_n}$ is derivable in the operational semantics of **probLO**;*
2. *if p is the marginal probability of the variables X_1, \dots, X_n with respect to the variables Y_1, \dots, Y_m , then the state $p :: P_{\mathcal{B}} ; \mathbf{w}_{X_1}, \dots, \mathbf{w}_{X_n}, (\mathbf{tt}_{Y_1} \& \mathbf{ff}_{Y_1}), \dots, (\mathbf{tt}_{Y_m} \& \mathbf{ff}_{Y_m})$ is derivable in the operational semantics of **probLO**.*

Proof. We prove each item separately, since the second one relies on the first one.

1. By the factorization theorem (Theorem 1), we can write the joint probability as $\text{Pr}(x_1, \dots, x_n)$ as the product of the conditional probabilities of each variable given its parents. For each variable X in V , the conditional probability of X given its parents Y_1, \dots, Y_n is encoded as a simple method $M_X^{(y_1, \dots, y_n)}$ composing the **probLO**-table $T_X \in P_{\mathcal{B}}$. We can then build a derivation of the state $\text{Pr}(x_1 \dots, x_n) :: P_{\mathcal{B}} ; \mathbf{w}_{X_1}, \dots, \mathbf{w}_{X_n}$ similarly to the proof of Theorem 2, by progressively visiting the nodes of the Bayesian network from leaves to roots, applying the methods corresponding to each conditional probability in the factorization.

Notice also that we make crucial use of Lemma 1 to extract the appropriate simple method from each **probLO**-table. In fact, we could see as if each atom \mathbf{w}_X in the goal acts as a ‘filter’ that only allows the application of the method corresponding to the correct row in the conditional probability table of X .

To conclude, it suffices to note that the probability of the state at the bottom of the derivation is the product of the probabilities of each method application, which corresponds to the product of the conditional probabilities in the factorization, which is equal to $\text{Pr}(x_1, \dots, x_n)$.

2. The proof uses a similar argument as in the previous case, but now we have to deal with the sums that occur in the marginal probability. We proceed by induction on the number m of evidence variables in the marginal. If $m = 0$, then p is a joint probability, and we conclude by Item 1. Otherwise, we proceed by induction on the number of additive conjunctions in the goal.

We can assume, without loss of generality, that the derivation starts with a **branching** rule as follows:

$$\text{branching} \frac{\frac{\mathcal{D}_1 \parallel}{p_1 :: P_{\mathcal{B}} ; \Delta, \text{tt}_{Y_m}} \quad \frac{\mathcal{D}_2 \parallel}{p_2 :: P_{\mathcal{B}} ; \Delta, \text{ff}_{Y_m}}}{p_1 + p_2 :: P_{\mathcal{B}} ; \Delta, (\text{tt}_{Y_m} \& \text{ff}_{Y_m})},$$

where $\Delta = \mathbf{w}_{X_1}, \dots, \mathbf{w}_{X_n}, (\text{tt}_{Y_1} \& \text{ff}_{Y_1}), \dots, (\text{tt}_{Y_{m-1}} \& \text{ff}_{Y_{m-1}})$. By inductive hypothesis, we have that the two sub-derivations \mathcal{D}_1 and \mathcal{D}_2 compute the marginal probability of X_1, \dots, X_n, Y_m with respect to the variables Y_1, \dots, Y_{m-1} , once with $Y_m = \text{True}$ and once with $Y_m = \text{False}$ respectively, that is:

$$\begin{aligned} p_1 &= \sum_{y_1 \in Y_1, \dots, y_{m-1} \in Y_{m-1}} \Pr(x_1, \dots, x_n, y_1, \dots, y_{m-1}, Y_m = \text{True}) \\ p_2 &= \sum_{y_1 \in Y_1, \dots, y_{m-1} \in Y_{m-1}} \Pr(x_1, \dots, x_n, y_1, \dots, y_{m-1}, Y_m = \text{False}) \end{aligned}$$

We conclude, since, by definition, $p_1 + p_2 = \sum_{y_1 \in Y_1, \dots, y_m \in Y_m} \Pr(x_1, \dots, x_n, y_1, \dots, y_m)$.

In Figure 9 we provide an alternative example of application of Theorem 3 with respect to the one in Figure 2 to further highlight the hidden role of the **mix** in the corresponding MALL^{mix} , which is required because of the presence of multiple roots.

Remark 3. It is possible to optimize the execution of **probLO** programs encoding Bayesian networks to avoid backtracking due to the (wrong) choice of simple methods in a **probLO**-table. In fact, by Lemma 1, we know that each successful derivation cannot contain both atoms tt_X and ff_X for any variable X in V . Therefore, we can statically analyze the initial goal of the program to determine, for each variable X , which of the two atoms tt_X or ff_X ; if both are present, then it is because the state contains $\text{tt}_X \& \text{ff}_X$ in the goal, and a rule **branching** will be applied to branch the execution to treat the two cases separately.

This analysis allows us to determine, for each **probLO**-table T_X , which simple method $M_X^{(x, y_1, \dots, y_h)}$ can be applied in each branch of the derivation as soon as this information is complete for a variable X , that is, if we know which of the two atoms tt_Y or ff_Y will be present for X and all its parents and descendants. At the same time, to optimize the computation, we can delay the application of the rule **branching** on $\text{tt}_X \& \text{ff}_X$ until the information about X is strictly necessary to avoid unnecessary duplications of the state via branching. For example, in Figure 2 we could have start the execution by applying **branching**, but this would have caused an unnecessary duplication of applications of the T_{\top} in both branches.

5 Conclusion, related and future works

We presented **probLO**, a linear logic programming languages whose multi-head methods are endowed with discrete probability values. This language adopts an operational and modular interpretation of probabilistic reasoning within the framework of Linear Objects (LO). We proved that **probLO** is expressive enough to encode Bayesian networks, and that its operational semantics correctly captures both joint and marginal probabilities through proof search.

Related works on Bayesian Networks and Linear Logic. Other related works, based on Bayesian Proof Nets, as [15] and [8], provide a proof-theoretic foundation for Bayesian inference based on a graphical interpretation of linear logic proof nets. In their approach, the structure

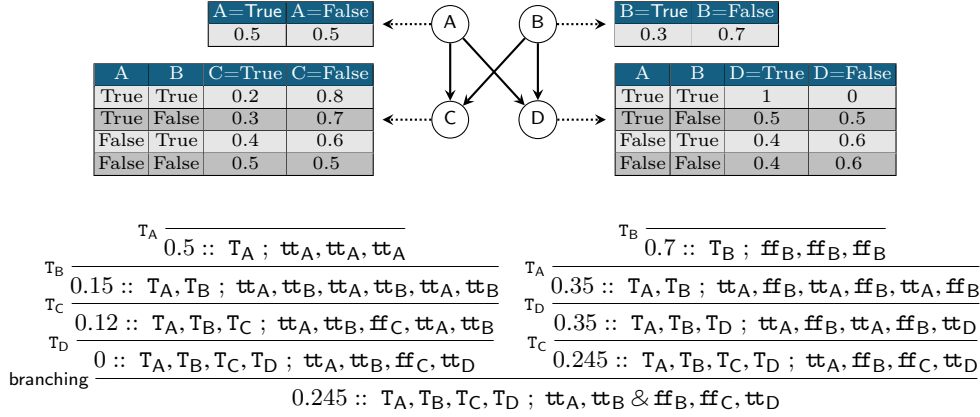


Fig. 9. A Bayesian network and a computation of the marginal of $A = \text{True}$, $C = \text{False}$, and $D = \text{True}$.

of a Bayesian network is reflected directly in the topology of the net, and probabilistic inference corresponds to normalization [8] or construction [15] steps in the proof net. Our approach differs in both methodology and operational interpretation: **probLO** implements Bayesian reasoning through computations using probabilistic LO-methods, which are interpreted as proof search in a system of derivable rules in MALL^{mix} . Said differently, while Bayesian Proof Nets emphasize a global and graph-based representation of probabilistic dependencies relying on the *correctness criterion* of proof nets, **probLO** adopts a modular rule-based perspective in which each node of the network is encoded as a MALL^{mix} bipole (called *Bayesian bipoles* in [15]). This yields a more operational view of inference, aligning closely with logic programming and resource-sensitive computation.

Related works on Probabilistic Logic Programming Systems. The landscape of probabilistic logic programming is dominated by languages such as ProbLog [7], PRISM [19,20], LPADs [21] and others founded on the distribution semantics. These frameworks extend classical logic programming by attaching probabilities to facts or to alternative rule heads, enabling probabilistic inference through weighted model counting or explanation-based inference. In ProbLog and PRISM, probabilistic choices are represented as sets of annotated alternatives whereas LPADs extend Prolog with probabilistic disjunctive rule heads. In **probLO**, the probabilistic aspect is limited to the measure of the reachability of the goal, whether the non-deterministic choices made during the proof search are controlled by the goal itself.

Future work. A direction for future work is to investigate how classical optimization techniques for Bayesian inference can be expressed within our framework. In particular, we aim to study whether algorithms such as *clique tree* (or *junction tree*) [14,13] can be captured by the operational semantics of **probLO**, by simple extensions of the language (and the underlying logic MALL^{mix}), or encoded as a collection of **probLO** methods. The idea is to exploit resource sensitivity of **probLO** and modular bipole structure to model optimized inference procedures directly at the proof-theoretic level. More generally, we plan to explore the encoding of additional inference strategies, such as *variable elimination* [22] and *belief propagation* [18], to assess the expressiveness and computational adequacy of **probLO** for Bayesian reasoning.

References

1. Andreoli, J.M.: Logic programming with focusing proofs in linear logic. *Journal of logic and computation* **2**(3), 297–347 (1992)
2. Andreoli, J., Pareschi, R.: Lo and behold! concurrent structured processes. *ACM SIGPLAN Notices* **25**(10), 44–56 (1990). <https://doi.org/10.1145/97946.97953>
3. Andreoli, J., Pareschi, R.: Logic programming with sequent systems. In: *Extensions of Logic Programming (ELP 1989)*. Lecture Notes in Computer Science, vol. 475. Springer (1991). <https://doi.org/10.1007/BFb0038690>
4. Chaudhuri, K., Miller, D., Zeilberger, N.: A focusing inverse method for linear logic. In: *Proceedings of the 25th Annual IEEE Symposium on Logic in Computer Science (LICS)*. pp. 443–452. IEEE (2010)
5. De Raedt, L., Kimmig, A.: Probabilistic (logic) programming concepts. *Machine Learning* **100**, 5–47 (2015). <https://doi.org/10.1007/s10994-015-5494-z>
6. De Raedt, L., Kimmig, A., Toivonen, H.: Problog: A probabilistic prolog and its application in link discovery. In: *Proceedings of the 20th International Joint Conference on Artificial Intelligence (IJCAI)*. pp. 2462–2467 (2007)
7. De Raedt, L., Kimmig, A., Toivonen, H.: Problog: A probabilistic prolog for knowledge representation and reasoning. In: *Proceedings of the 20th International Joint Conference on Artificial Intelligence (IJCAI)*. pp. 2462–2467 (2007)
8. Ehrhard, T., Faggian, C., Pagani, M.: Bayesian networks and proof-nets: a proof-theoretical account of bayesian inference (2024), <https://arxiv.org/abs/2412.20540>, arXiv preprint
9. Fierens, D., Van den Broeck, G., Renkens, J., Shterionov, D., Gutmann, B., Thon, I., Janssens, G., De Raedt, L.: Inference and learning in probabilistic logic programs using weighted boolean formulas. *Theory and Practice of Logic Programming* (2015)
10. Girard, J.: Linear logic. *Theoretical Computer Science* **50**(1), 1–101 (1987). [https://doi.org/10.1016/0304-3975\(87\)90045-4](https://doi.org/10.1016/0304-3975(87)90045-4)
11. Hodas, J.S., Miller, D.: Logic programming in a fragment of intuitionistic linear logic. *Information and Computation* **110**(2), 327–365 (1994)
12. Horne, R.: The sub-additives: A proof theory for probabilistic choice extending linear logic. In: *4th International Conference on Formal Structures for Computation and Deduction (FSCD 2019)*. pp. 23–1. Schloss Dagstuhl–Leibniz-Zentrum für Informatik (2019)
13. Jensen, F.V.: *An Introduction to Bayesian Networks*. UCL Press (1996)
14. Lauritzen, S.L., Spiegelhalter, D.J.: Local computations with probabilities on graphical structures and their application to expert systems. *Journal of the Royal Statistical Society. Series B* (1988)
15. Maieli, R.: Bayesian proof nets: An encoding of bayesian networks in proof nets of linear logic. In: *Lecture Notes in Networks and Systems*, vol. 1198, pp. 142–152. Springer (2025). https://doi.org/10.1007/978-3-031-76459-2_13
16. Miller, D., Nadathur, G.: λ prolog: An introduction to the language and its logic. *Journal of Logic Programming* **6**(3), 79–108 (1988)
17. Miller, D., Nadathur, G., Pfenning, F., Scedrov, A.: Uniform proofs as a foundation for logic programming. *Annals of Pure and Applied Logic* **51**(1–2), 125–157 (1991). [https://doi.org/10.1016/0168-0072\(91\)90068-W](https://doi.org/10.1016/0168-0072(91)90068-W)
18. Pearl, J.: *Probabilistic Reasoning in Intelligent Systems*. Morgan Kaufmann (1988)
19. Sato, T., Kameya, Y.: *PRISM: A Logic-Based Probabilistic Modeling Language*. Morgan Kaufmann (1997)
20. Sato, T., Kameya, Y.: Parameter learning of logic programs for symbolic-statistical modeling. *Journal of Artificial Intelligence Research* **15**, 391–454 (2001)
21. Vennekens, J., Denecker, M., Bruynooghe, M.: Logic programs with annotated disjunctions. *ACM Transactions on Computational Logic* **7**(4), 1–37 (2006)
22. Zhang, N.L., Poole, D.L.: A simple approach to bayesian inference in belief networks. *IEEE Transactions on Systems, Man and Cybernetics* (1994)