

No Traffic to Cry: Traffic-Oblivious Link Deactivation for Green Traffic Engineering

Max Ilsen*, Daniel Otten*, Nils Aschenbruck*, Markus Chimani*

*Osnabrück University, Institute of Computer Science, Osnabrück, Germany

Email: {max.ilsen, daotten, aschenbruck, markus.chimani}@uos.de

Abstract—As internet traffic grows, the underlying infrastructure consumes increasing amounts of energy. During off-peak hours, large parts of the networks remain underutilized, presenting significant potential for energy savings. Existing Green Traffic Engineering approaches attempt to leverage this potential by switching off those parts of the networks that are not required for the routing of specific traffic matrices. When traffic changes, the approaches need to adapt rapidly, which is hard to achieve given the complexity of the problem. We take a fundamentally different approach: instead of considering a specific traffic matrix, we rely on a traffic-oblivious routing scheme. We discuss the NP-hard problem of activating as few connections as possible while still guaranteeing that *any* down-scaled traffic matrix $\varrho \cdot T$ can be routed, where $\varrho \in (0, 1)$ and T is any traffic matrix routable in the original network. We present a $\max(\frac{1}{\varrho \cdot \lambda_{\min}}, 2)$ -approximation algorithm for this problem, with λ_{\min} denoting the minimum number of connections between any two connected routers. Additionally, we propose two post-processing heuristics to further improve solution quality. Our evaluation shows that we can quickly generate near-optimal solutions. By design, our method avoids the need for frequent reconfigurations and offers a promising direction to achieve practical energy savings in backbone networks.

Index Terms—green networking, traffic engineering, traffic-oblivious routing, segment routing, multi-commodity flow, network design

I. INTRODUCTION

Constantly growing internet traffic leads to growing Internet Service Provider (ISP) infrastructure and energy consumption. This does not only increase operational costs but also leads to massive CO_2 emissions. For instance, Telefonica reported that in 2023 they consumed 41 MWh per petabyte of traffic and emitted 337 119 tons of CO_2 [43]. A major part of this energy is used to maintain a network infrastructure that can handle the maximum daily amount of traffic. However, as shown by Figure 1, for nearly a third of the day, the amount of traffic is below 50% of this maximum [28], [41], with the average link utilization even dropping below 20% [26].

In spite of the huge potential for energy savings, no Green Traffic Engineering (TE) approach has yet made a practical impact. Existing work in this field generally follows a similar pattern: given a specific network topology and one or more traffic matrices, the algorithms remove as many components as possible while still ensuring that the remaining network can handle the traffic. This pattern faces two key limitations:

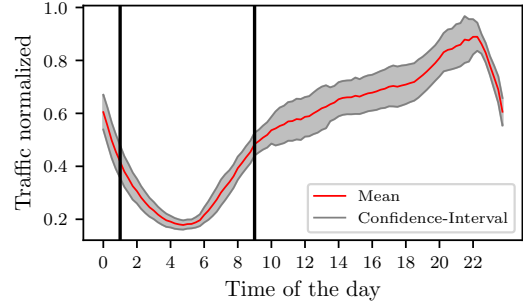


Figure 1: Traffic on an average day in 2022

First, the algorithms need to react quickly to changes in traffic or other unforeseen events. However, many TE problems are known to be NP-hard, making fast reconfiguration difficult or impossible in practice [18], [25]. Second, even if a new configuration is computed in time, the router hardware and software must be capable of implementing these changes quickly and reliably. This is far from trivial, especially in large-scale backbone networks with strict reliability requirements.

Together, these two constraints limit the applicability of existing solutions. To overcome them, a fundamentally different approach is needed: one that can guarantee that the remaining topology is able to carry a wide set of traffic variations. In this paper, we present such an approach and support it with a strong theoretical foundation. Our main contributions are:

- We define the NP-hard problem of activating as few connections as possible while still allowing for a multi-commodity flow routing of *any* down-scaled traffic matrix $\varrho \cdot T$ with $\varrho \in (0, 1)$, where T is only restricted in so far that it must be routable in the network G when all connections are active.
- We develop a $\max(\frac{1}{\varrho \cdot \lambda_{\min}}, 2)$ -approximation algorithm with λ_{\min} as the minimum number of connections between any two connected routers.
- We show that in practical scenarios, our algorithms generate solutions that are only slightly worse than the optimum, usually requiring a significantly lower running time and yielding a lower Maximum Link Utilization.

II. RELATED WORK

There is a rich selection of recent papers dealing with TE in general. Most of them focus on improvements to already

Funded by the German Research Foundation (DFG) grant 461207633 (projects AS 341/7-2, CH 897/7-2).

existing routing methods—for example, in [10], [46], the respective authors build upon the more theoretical Segment Routing concept presented in [8] and try to bridge the gap between research and practice. Other authors derive general but mainly theoretical results on related routing problems [11], [15], [18], [42]. However, only few papers have been published in the field of Green TE in recent years [20], [37]–[39]; the vast majority of papers in this field is much older. Green TE approaches mainly differ in two aspects:

1) The switched-off hardware: Almost all Green TE approaches aim to reduce energy consumption by offloading and switching off certain hardware components. However, there are considerable differences depending on the power model used. Some authors consider the deactivation of entire routers [1], [3], [13], [29]. Other authors try to minimize the number of active connections in the network, which results in fewer active ports overall [12], [23], [29], [31], [35], [39], [44], [48]. Still others propose approaches that lie somewhere in between: they aim to deactivate bundles of connections such that specific hardware components of routers (e.g. linecards), rather than the entire router, can be turned off [37], [38]. Nevertheless, what all approaches have in common is that they downscale the network; they all require the removal of connections. Hence, basic research must consider this as an objective function. Starting from this, solutions can easily be adapted to specific hardware requirements by summarizing connections or using a weight function.

2) TE technology: One can use different TE technologies to steer traffic away from the hardware components that should be switched off. Especially older approaches often still rely on Interior Gateway Protocol (IGP) metric tuning [16], [17], [19], [34]. While this is a long-standing and well-understood TE concept, it has various limitations (e.g., its inability to precisely control the paths of individual demands). Thus, metric tuning has been replaced by newer and more sophisticated TE technologies. One of these, which is frequently used in the Green TE context as well, is Multiprotocol Label Switching (MPLS) with Resource Reservation Protocol (RSVP)-TE, see [12], [13], [23], [29], [31], [35], [40], [44], [48]. Some authors, for example [48], do not explicitly name a TE technology, but their approaches would require such a tool if implemented. However, with networks growing more and more in size, the rather limited scalability of MPLS is becoming an increasing issue. Thus, it is (again) being replaced by more flexible recent technologies like Segment Routing, as in [37], [38].

In summary, while existing Green TE approaches explore different technologies and power models, they all follow the same basic pattern of disabling hardware components to save energy. However, as discussed in the introduction, such approaches face fundamental challenges in terms of computational complexity and practical deployability when faced with variations in traffic. We address this issue by building upon theoretical results concerning network design for *traffic-oblivious* Multi-Commodity Flow (MCF) routing.

One field of related work in this direction is that of *flow sparsifiers*, which are graphs that preserve the congestion

of an input graph up to a certain factor [4], [32], [33]—however, flow sparsifiers may include entirely new edges and thus cannot be used to model the simple deactivation of connections. More applicable to our use case is work on *robust network design* [2], [5], [6], [24], where one usually minimizes the cost of reserving capacity on the edges while establishing the routability of specific traffic matrices that are given in the form of a polytope. We focus on a recent publication [14] as a starting point: it presents an approximation algorithm for finding a directed subgraph with a minimum number of arcs that allows for an MCF routing of any traffic routable in the original network when scaled down by a certain factor.

III. MODEL AND PROBLEM DEFINITION

A. Graph-based Model

For our theoretical contributions, we will consider general directed graphs (or *digraphs*) $G = (V, A)$ with positive arc capacities cap to showcase the broad applicability of our results. However, when discussing real networks, we will always focus on the special case of bidirected graphs where for every arc $uv \in A$, there exists an opposing arc $vu \in A$ with the same capacity $cap(vu) = cap(uv)$. Such bidirected graphs form the basis of our network model, with the nodes V representing the routers and each arc $uv \in A$ representing the total data transmission capability between two routers *in one direction*: from u to v .

Note that in real-world networks a link between two routers is comprised of a bundle of bidirected connections, and the two directions belonging to the same connection cannot be turned off separately. Thus, given a bidirected graph $G = (V, A)$ with unidirectional *arcs*, we will also define a set of bidirected *edges* $E(A) := \{\{u, v\} \mid uv \in A\}$ with the capacity $cap(\{u, v\}) := cap(uv)$ for each edge $\{u, v\} \in E(A)$. Further, each edge $e \in E(A)$ represents a bundle of $\lambda_e \in \mathbb{N}_{\geq 1}$ many bidirected connections that can be turned on or off. We let $ccap(e) := \frac{cap(e)}{\lambda_e}$ denote the capacity of a single bidirected connection in the bundle represented by e .

Our results can easily be extended to multi-graphs with multiple parallel arcs that share the same two nodes as source and target respectively, but have different capacities. To simplify our notation, we do not consider multi-graphs for the remainder of this paper.

B. Routing Strategies

The traffic in the network is given by a *traffic matrix* T : for every ordered pair of nodes (s, t) in the network, $T(s, t)$ specifies the corresponding *demand*, i.e., how many units of traffic have to be sent from s to t . We may refer to such a pair of nodes as a *commodity*. Given a digraph $G = (V, A)$ with capacities cap and a traffic matrix T , a *flow* $f_{s,t}: A \rightarrow \mathbb{Q}$ from a node s to a node t is a function that satisfies the flow conservation constraints: for all nodes $v \in V$,

$$\sum_{uv \in A} f_{s,t}(uv) - \sum_{vu \in A} f_{s,t}(vu) = \begin{cases} -T(s, t) & \text{if } v = s, \\ T(s, t) & \text{if } v = t, \\ 0 & \text{else.} \end{cases}$$

A routing strategy X then is a set of flows $\{f_{s,t} \mid (s,t) \in V^2\}$ that satisfies the capacity constraints: for all arcs $uv \in A$,

$$\sum_{(s,t) \in V^2} f_{s,t}(uv) \leq \text{cap}(uv).$$

We call a traffic matrix T X -routable in a capacitated graph (G, cap) if there exists a routing strategy X for T in (G, cap) , and consider three types of routing strategies:

- **Shortest Path Routing (SPR)**: Each edge is assigned a weight (according to a *routing metric*), and each demand is routed along its shortest path w.r.t. to these weights. In case of non-unique shortest paths we use Equal Cost Multipath (ECMP)-routing, meaning that whenever the shortest paths for a commodity diverge, the corresponding flow is split equally among these diverging paths. In practice, SPR is realized using the IGP Open Shortest Path First (OSPF).

- **k -Segment Routing (SR)**: Each commodity (s,t) is assigned $k - 1$ midpoints v_1, \dots, v_{k-1} and routed via SPR from s to v_1 , from each midpoint to the subsequent midpoint and finally from v_{k-1} to t . The number of these routing segments k is usually constrained by hardware. We only consider *node segments* (rather than adjacency segments) as this is common in the Green TE literature and allows for a simpler optimization model. This means that an SR path only consists of nodes $v_i \in V$ and can be realized via a stack of router SSIDs that is added to the packet at the ingress node.

- **Multi-Commodity Flow (MCF)**: Apart from the flow conservation and capacity constraints, the routing is unconstrained. In general, routing via arbitrary paths is not practically viable due to hardware constraints. Thus, MCF is typically mainly considered to establish lower bounds on routability and link utilization. Interestingly, in real-world scenarios 2-SR attains solutions very close to MCF [8].

For each routing strategy named above, there exists a more restricted *unsplittable* variant, which only allows choosing a single path for every commodity.

C. Complexity Considerations

Choosing a routing strategy to model the routing in backbone networks requires careful consideration. Note that regardless of the routing strategy, finding a subnetwork of minimum size that supports this routing is typically NP-hard—even in a traffic-aware scenario where a specific traffic matrix is already given. In many cases, finding such a subnetwork is even NP-hard to approximate: Consider the problem where, given a digraph $G = (V, A)$ with both capacities and costs on its arcs as well as a traffic matrix T , the task is to find a minimum-cost subdigraph G' of G such that there exists an unsplittable SPR satisfying all capacity constraints and demands given by T . Bley [9, Corollary 4.7] shows that this is NP-hard to approximate within a factor of $2^{N^{(1-\varepsilon)}}$ where N is the encoding size of the instance and $\varepsilon > 0$ is arbitrarily small. While the proof focuses on unsplittable shortest paths, it entails that the same holds w.r.t. any arbitrary unsplittable routing scheme (including unsplittable k -SR and unsplittable MCF). We can also extend the proof to allow any constant

number ℓ of flow splits by copying the digraph constructed in the proof ℓ times and adding super-source and super-sink nodes connected to all original source and sink nodes, respectively. Lastly, we give a similar result for the problem variant where one asks for a subgraph with a minimum number of arcs (rather than one with minimum cost), which we will call TRAFFIC-AWARE SUBNETWORK (TAS):

Theorem 1. *It is NP-hard to approximate TAS within any polynomial factor.*

Proof Sketch. Reducing from DIRECTED HAMILTON CYCLE, it is well-known that the TRAVELLING SALESPERSON PROBLEM (TSP) with polynomially bounded arc lengths is NP-hard to approximate within any polynomial factor. Using TSP as the original problem in the reduction from [36, Theorem 3.1] then yields the same for MIN-WEIGHT-SAT(3) (MWS3) with polynomially bounded variable costs. We can then give a reduction from MWS3 to TAS by building on top of the construction from [9, Corollary 4.7]: Subdivide those arcs that are shared by multiple clause gadgets, and assign each clause to a separate subdivision arc. Then, each arc with a positive cost c is replaced by a path of length $c \cdot R \log R$ where R is the number of those remaining arcs that are necessarily contained in any feasible solution. As c is polynomially bounded, the reduction still runs in polynomial time. \square

Moreover, we highlight the difficulty of evaluating the quality of an already computed network w.r.t. SPR and k -SR: Given a digraph and a traffic matrix, it is NP-hard to choose arc weights that minimize the Maximum Link Utilization (MLU) of the corresponding SPR within a factor of 1.5 [21]. Already for 2-SR, the problem remains hard even when the arc weights are *fixed*: given a digraph with (possibly even unit) arc weights and a traffic matrix, it is NP-hard to find a corresponding 2-SR that respects the capacity constraints [25]. This makes it difficult to evaluate the quality of a given subgraph G' since just calculating the MLU obtainable via 2-SR in G' would already require solving an NP-hard problem. In comparison, calculating an MCF for a given traffic matrix in a given network is optimally solvable in polynomial time using linear programs and yields routing paths that, on real-world instances, can equivalently be realized via 2-SR [8]. Thus, we will use MCF as our algorithmic quality evaluation oracle when minimizing the subnetwork, and investigate the practical soundness of this choice in our experiments.

D. Problem Definition

We define the TRAFFIC-OBLIVIOUS CONNECTION ACTIVATION (TOCA) problem: As we consider a traffic-oblivious scenario, we are only given a network topology in the form of a bidirected graph $G = (V, A)$ with arc capacities $\text{cap}: A \rightarrow \mathbb{Q}$ and λ_e connections for each bidirected edge $e \in E(A)$, as well as a retention ratio $\rho \in (0, 1)$ that represents how much the traffic scales down during low-traffic periods. While it may not scale down evenly across the network, the traffic is at least upper bounded by such an even down-scaling. A solution for TOCA is a function that maps each edge $e \in E(A)$ to

a number of connections $x_e \in \{0, \dots, \lambda_e\}$ that should be active (the remaining $\lambda_e - x_e$ connections are to be turned off during low-traffic periods). The solution is feasible if for every traffic matrix T that is MCF-routable in (G, cap) , the scaled-down traffic matrix $\varrho \cdot T$ is MCF-routable in (G, cap') where $\text{cap}'(uv) := x_{\{u,v\}} \cdot \text{ccap}(\{u,v\})$ for every arc $uv \in A$. That is, every such scaled-down traffic matrix T must still be MCF-routable when only the capacity of x_e connections for each edge $e \in E(A)$ is available. Our task is to find a feasible solution with the minimum number of connections $\sum_{e \in E(A)} x_e$. In line with [14], we call the variant of TOCA where the input graph is directed (not necessarily bidirected) with one connection per arc MINIMUM MULTI-COMMODITY FLOW SUBGRAPH (MMCFS). This variant is already NP-hard [14].

Interestingly, [14, Theorem 3] shows that for MMCFS, instead of considering all possible MCF-routable traffic matrices, it suffices to consider a single “worst-case” traffic matrix which defines a demand of value $\text{cap}(st)$ exactly for each directed arc st in the digraph $G = (V, A)$:

$$\mathbb{T}_A(s, t) := \begin{cases} \text{cap}(st) & \text{if } st \in A, \\ 0 & \text{otherwise.} \end{cases} \quad (1)$$

We generalize this reformulation to the case where an arc might not only be turned on and off entirely but also be assigned an arbitrary reduced capacity. This generalization clearly includes the TOCA setting with multiple connections per bidirected edge where an arbitrary subset of the connections of an edge may be active. The reformulation is still applicable when all flows are unsplittable.

Theorem 2. *Given a directed (possibly bidirected) graph $G = (V, A)$ with arc capacities cap , a retention ratio $\varrho \in (0, 1)$, and a reduced capacity function cap' with $\text{cap}'(a) \leq \text{cap}(a)$ for all $a \subseteq A$, the following statements are equivalent:*

- *For all traffic matrices T that are MCF-routable in (A, cap) , the scaled matrix $\varrho \cdot T$ is MCF-routable in (A, cap') .*
- *The scaled matrix $\varrho \cdot \mathbb{T}_A$ is MCF-routable in (A, cap') .*

This also holds when we restrict all mentions of MCF-routability in the above statements to unsplittable MCF.

Proof. \mathbb{T}_A is routable in (A, cap) by definition. If every traffic matrix routable in (A, cap) is also routable in (A, cap') when scaled down by ϱ , then so is $\varrho \cdot \mathbb{T}_A$.

For the other direction, consider any arbitrary traffic matrix T routable in (A, cap) . Let $\{f_{s,t}^T \mid (s, t) \in V^2\}$ be the (possibly unsplittable) MCF that routes T in (A, cap) with the vector $\mathbf{f}^T := \sum_{(s,t) \in V^2} f_{s,t}^T$ specifying the total flow over each edge. Using this MCF, we can construct a new traffic matrix T' with $T'(s, t) := \mathbf{f}^T(st)$ if $st \in A$, and 0 otherwise.

Using component-wise comparison, we have $T' \leq \mathbb{T}_A$. Thus, since $\varrho \cdot \mathbb{T}_A$ is routable in (A, cap') , so is $\varrho \cdot T'$. But if $\varrho \cdot T'$ is routable in (A, cap') using the flows $\{f_{u,v}^{\varrho \cdot T'} \mid (u, v) \in V^2\}$, then $\varrho \cdot T$ is also routable in (A, cap') using the flows $\{f_{s,t}^{\varrho \cdot T} \mid (s, t) \in V^2\}$ constructed as follows: for each commodity $(s, t) \in V^2$, and each arc $uv \in A$, calculate the

fraction of flow routed over uv that is used by $f_{s,t}^T$, and route this fraction over the path chosen by $f_{u,v}^{\varrho \cdot T'}$, i.e.,

$$f_{s,t}^{\varrho \cdot T}(e) := \sum_{uv \in A: \mathbf{f}^T(uv) > 0} \frac{f_{s,t}^T(uv)}{\mathbf{f}^T(uv)} \cdot f_{u,v}^{\varrho \cdot T'}(e). \quad \square$$

IV. APPROXIMATION VIA LP ROUNDING

A. ILP and LP Relaxation

In [14], the authors present an ILP (Integer Linear Program) for MMCFS and show that rounding up a basic optimal solution for the LP relaxation of this ILP is a $\max(\frac{1}{\varrho}, 2)$ -approximation for MMCFS. We adapt their approach to our practically motivated graph-based model outlined in Section III, while improving upon the aforementioned approximation guarantee. Building upon their ILP, we obtain ILP (1). Rather than one variable for each directed arc, we use one x -variable for each bidirected edge in $E(A)$ (since the two directions of a connection cannot be turned off separately). Further, such a variable for an edge e is not binary but integer valued, i.e., $x_e \in \{0, \dots, \lambda_e\}$, which indicates how many connections in the corresponding bundle are active. However, we keep separate flow variables for each directed arc in order to model the flow. The optimization goal (1.a) is to minimize the total number of active connections. The flow conservation constraints (1.b) ensure that the f -variables represent correct flows and that all demands \mathbb{T}_A are satisfied. Moreover, the capacity constraints (1.c) are adapted such that the total flow over a directed arc uv —which we may denote by $\mathbf{f}(uv) := \sum_{st \in A} f_{s,t}(uv)$ —does not surpass the capacity of active connections from u to v . Lastly, we also add constraint (1.d), which ensures that the flow for commodity $(s, t) \in V^2$ is routed over the same but reversed paths as that for (t, s) . This constraint may seem superfluous and possibly restricting at first glance. However, it plays a crucial role to attain our approximation guarantee, to soundly capture the extension that we can now only decide on edges instead of individual arcs. This additional constraint also does not change the set of feasible solutions w.r.t. to the x -variables:

Theorem 3. *Let $G = (V, A)$ be a bidirected graph with arc capacities cap and T a traffic matrix. T is routable in (G, cap) via an MCF $\mathcal{F} = \{f_{s,t} \mid (s, t) \in V^2\}$ if and only if it is routable in (G, cap) via an MCF $\mathcal{F}' = \{f'_{s,t} \mid (s, t) \in V^2\}$ that satisfies $f'_{s,t}(uv) = f'_{t,s}(vu)$ for all commodities $(s, t) \in V^2$ and arcs $uv \in A$.*

Proof. We only have to show that \mathcal{F} can be transformed into \mathcal{F}' . To this end, consider the MCF $\bar{\mathcal{F}} = \{\bar{f}_{s,t} \mid (s, t) \in V^2\}$ “inverse” to \mathcal{F} where we route each commodity (s, t) along the reversed arcs of the original flow’s commodity (t, s) , i.e., $\bar{f}_{s,t}(uv) := f_{t,s}(vu)$. $\bar{\mathcal{F}}$ is clearly feasible since both directions of each arc have the same capacity. By averaging both of these MCFs, we construct $\mathcal{F}' = \{f'_{s,t} \mid (s, t) \in V^2\}$ that is not only feasible but also satisfies constraint (1.d):

$$f'_{s,t}(uv) := \frac{f_{s,t}(uv) + f_{t,s}(vu)}{2} = f'_{t,s}(vu). \quad \square$$

$$\min \sum_{e \in E(A)} x_e \quad (1.a)$$

$$\sum_{u: uv \in A} f_{s,t}(uv) - \sum_{u: vu \in A} f_{s,t}(vu) = \begin{cases} -\varrho \mathbb{T}_A(st) & \text{if } v = s \\ \varrho \mathbb{T}_A(st) & \text{if } v = t \\ 0 & \text{else} \end{cases} \quad \forall v \in V, st \in A \quad (1.b)$$

$$\sum_{st \in A} f_{s,t}(uv) \leq x_{\{u,v\}} \cdot \text{ccap}(\{u,v\}) \quad \forall uv \in A \quad (1.c)$$

$$f_{s,t}(uv) = f_{t,s}(vu) \quad \forall st \in A, uv \in A \quad (1.d)$$

$$f_{s,t}(uv) \geq 0 \quad \forall st \in A, uv \in A \quad (1.e)$$

$$x_e \in \{0, \dots, \lambda_e\} \quad \forall e \in E(A) \quad (1.f)$$

ILP (1): ILP formulation for TOCA

Theorem 3 also allows us to drastically reduce the size of the ILP when implementing it in practice: Instead of enforcing the constraints (1.d) explicitly, we can assign a unique integer index $\text{idx}(w)$ to each node $w \in V$ and only create the flow variables $f_{s,t}(uv)$, $(s,t) \in V^2$, $uv \in A$ with $\text{idx}(s) \leq \text{idx}(t)$. Then, we can replace all occurrences of $f_{s,t}(uv)$ with $\text{idx}(s) > \text{idx}(t)$ in the constraints by $f_{t,s}(vu)$ and remove all those constraints that consequently become superfluous: this not only includes the constraints (1.d), but also all flow conservation constraints (1.b) for commodities (s,t) with $st \in A$, $\text{idx}(s) > \text{idx}(t)$, and capacity constraints (1.c) for arcs $uv \in A$ with $\text{idx}(u) > \text{idx}(v)$. However, for the sake of clarity, below we will discuss ILP (1) as it is written.

The relaxation of ILP (1) is obtained by replacing the integrality constraints (1.f) on x_e by the inequalities $0 \leq x_e \leq \lambda_e$ for all $e \in E(A)$. We will call this LP relaxation “LP (1)” for short. The only other type of constraint that bounds the x -variables is (1.c), which yields two lower bounds $\mathbf{f}(uv)/\text{ccap}(\{u,v\})$ and $\mathbf{f}(vu)/\text{ccap}(\{u,v\})$ for each $x_{\{u,v\}}$ with $\{u,v\} \in E(A)$. Due to constraint (1.d), these lower bounds are equal:

$$x_{\{u,v\}} \geq \frac{\mathbf{f}(uv)}{\text{ccap}(\{u,v\})} = \frac{\mathbf{f}(vu)}{\text{ccap}(\{u,v\})} \quad \forall \{u,v\} \in E(A).$$

Moreover, this bound is always attained exactly as the x -variables can take on fractional values in the LP relaxation and their sum is minimized. Hence, LP (1) is equivalent to a classical MCF-LP where the sum of edge utilizations $\sum_{\{u,v\} \in E(A)} \frac{\mathbf{f}(uv)}{\text{ccap}(\{u,v\})}$ is minimized. We thus refer to $\text{cost}(e) := \frac{1}{\text{ccap}(e)}$ as the *cost* incurred by sending one unit of flow over edge e .

B. Approximation for Non-uniform Capacities

Given a bidirected graph $G = (V, A)$ with λ_e connections per bidirected edge $e \in E(A)$, let $\lambda_{\min} := \min_{e \in E(A)} \lambda_e$. We propose the following algorithm as a $\max(\frac{1}{\varrho \cdot \lambda_{\min}}, 2)$ -approximation for TOCA: compute a basic optimal solution x^* for LP (1) and round up its values, i.e., choose $\lceil x_e^* \rceil$ active connections for each edge $e \in E(A)$ (0 is still rounded to

0, of course). We require x^* to be *basic*, i.e., it cannot be expressed as a convex combination of two or more other feasible solutions [45, p. 100]. This is not a strong restriction as all standard LP solving algorithms will always return a basic optimal solution (if any solution exists) [47, p. 279].

To establish the approximation ratio, we roughly follow the proof of [14, Lemma 12 & Theorem 14], which proves a similar guarantee for a closely related rounding scheme w.r.t. MMCFS. The main necessity for deviating from their proof is that we minimize the number of connections per link (instead of binary decisions), and that we only allow decisions on bidirected instead of directed connections. We are also able to show that the approximation ratio improves when the minimum number of parallel connections increases.

The key observation allowing for our approximation ratio is that a basic optimal solution for LP (1) will only have few variables x_e^* with $x_e^* \in (0, \varrho \cdot \lambda_e)$ in comparison to the number of *saturated* edges, i.e., edges used to their full capacity:

Lemma 1. *Let x^* be a basic optimal solution for LP (1), and h the number of edges $e \in E(A)$ such that $x_e^* = \lambda_e$. There exist at most h many edges e' with $x_{e'}^* \in (0, \varrho \cdot \lambda_{e'})$.*

Proof. Let $H := \{e \in E(A) \mid x_e^* = \lambda_e\}$ be the h many edges that are saturated by the fractional MCF, and $L := \{e \in E(A) \mid x_e^* \in (0, \varrho \cdot \lambda_e)\}$ with $\ell := |L|$ the edges that are only used to a fraction less than $\varrho \cdot \lambda_e$; in short, edges with *high* and *low* (but non-zero) corresponding x^* -values. We show that $\ell > h$ would imply that x^* is not basic.

For every edge $e = \{s, t\} \in L$, let P_e denote an arbitrary *alternative s-t-path* not using e and $f_{s,t}(uv) = f_{t,s}(vu) > 0$ for all edges $\{u, v\} \in P_e$. Such a path must exist to satisfy the demand of $\varrho \cdot \mathbb{T}_A(s, t) = \varrho \cdot \text{cap}(e)$. By optimality of x^* , routing a unit of flow over P_e must not be more costly than over e itself, i.e., $\sum_{e' \in P_e} \frac{1}{\text{cap}(e')} \leq \frac{1}{\text{cap}(e)}$. We construct a matrix $M \in \{0, 1\}^{\ell \times h}$ indexed by pairs $(e, e'') \in L \times H$:

$$M(e, e'') = \begin{cases} 1 & \text{if } e'' \in P_e, \\ 0 & \text{otherwise.} \end{cases}$$

Since $\ell > h$, the ℓ rows of M must be linearly dependent, i.e., there exists a vector $q \in \mathbb{Q}^\ell$ with $q \neq \mathbf{0}$, such that $q^\top \cdot M = \mathbf{0}$.

Based on q , we obtain two new feasible solutions by, for each edge $e \in L$, moving a tiny amount of flow from e to P_e or vice versa, while adhering to optimality and the edge capacities. Formally, for small enough positive $\varepsilon \in \mathbb{Q}$, the following vector $p \in \mathbb{Q}^{|E(A)|}$ yields two feasible LP solutions $(x^* + p)$ and $(x^* - p)$:

$$p(e') = \begin{cases} \varepsilon \cdot q(e') - \varepsilon \cdot \sum_{e \in L: e' \in P_e} q(e) & \text{if } e' \in L, \\ -\varepsilon \cdot \sum_{e \in L: e' \in P_e} q(e) & \text{otherwise.} \end{cases}$$

Both solutions satisfy all demands and flow conservation constraints (1.b). Consider the capacity constraints (1.c): By construction, the flow difference on saturated edges is 0 (for both directions). We only modify flow over a non-saturated edge if it was already non-zero, so a sufficiently small ε guarantees a resulting flow between 0 and the edge's capacity.

It remains to show that $p \neq \mathbf{0}$ given that $q \neq \mathbf{0}$. Let $L' \subseteq \{e \in L : q(e) \neq 0\}$ and $\hat{e} := \arg \max_{e \in L'} \frac{1}{\text{cap}(e)}$. We show that $p(\hat{e}) \neq 0$. If $\hat{e} \in P_e$ for some $e \in L'$, then $\sum_{e' \in P_e} \frac{1}{\text{cap}(e')} \leq \frac{1}{\text{cap}(\hat{e})}$ would establish $|P_e| = 1$, and thus require parallel edges. Even if we allow parallel edges, shifting small amounts of flow between them yields two alternative solutions contradicting that x^* is a basic solution. Hence, \hat{e} is only contained in alternative paths P_e with $e \in L \setminus L'$, and

$$p(\hat{e}) = \varepsilon \cdot q(\hat{e}) - \varepsilon \cdot \sum_{e \in L: \hat{e} \in P_e} q(e) = \varepsilon \cdot q(\hat{e}) - 0 \neq 0. \quad \square$$

Intuitively, by Lemma 1, there are so few low-value variables that rounding all of them up increases the objective function only moderately (at most doubling the value contributed by the saturated variables); meanwhile, there can be many more non-saturated variables, but they already hold a significant value in the objective function anyhow, so rounding them up also only contributes a small additional term (depending on $\frac{1}{\varrho}$) to the objective function. This allows us to obtain the following approximation guarantees, critically deviating from and improving upon [14]:

Theorem 4. *Let x^* be a basic optimal solution for LP (1). Choosing $\lceil x_e^* \rceil$ many connections into the solution for each bidirected edge e is an r -approximation for TOCA with*

$$r := \begin{cases} \max(\frac{1}{\varrho \cdot \lambda_{\min}}, 2) & \text{if } \varrho \cdot \lambda_{\min} < 1, \\ 1 + \frac{1}{\varrho \cdot \lambda_{\min}} & \text{if } \varrho \cdot \lambda_{\min} \geq 1. \end{cases}$$

where $\lambda_{\min} := \min_{e \in E(A)} \lambda_e$. Since $r \leq 2$ for $\varrho \cdot \lambda_{\min} \geq 1$, we can give a simplified (but coarse) bound of $r \leq \max(\frac{1}{\varrho \cdot \lambda_{\min}}, 2)$.

Proof. The solution $\lceil x_e^* \rceil$ is clearly feasible. Let z be its objective value. First, we consider case $\varrho \cdot \lambda_{\min} < 1$: Let

$$\begin{aligned} X &:= \{e \in E(A) \mid x_e^* \in (0, \varrho \cdot \lambda_{\min})\}, \\ Y_1 &:= \{e \in E(A) \mid x_e^* \in [\varrho \cdot \lambda_{\min}, 1)\}, \\ Y_2 &:= \{e \in E(A) \mid x_e^* \in [1, \lambda_e)\}, \text{ and} \\ Z &:= \{e \in E(A) \mid x_e^* = \lambda_e\}. \end{aligned}$$

By Lemma 1, we know that

$$\sum_{e \in X} \lceil x_e^* \rceil = |X| \leq |Z| = \sum_{e \in Z} \frac{x_e^*}{\lambda_e} \leq \frac{1}{\lambda_{\min}} \cdot \sum_{e \in Z} x_e^*.$$

For the other edges, we observe:

$$\begin{aligned} \sum_{e \in Y_1} \lceil x_e^* \rceil &\leq \frac{1}{\varrho \cdot \lambda_{\min}} \cdot \sum_{e \in Y_1} x_e^*, \\ \sum_{e \in Y_2} \lceil x_e^* \rceil &\leq 2 \cdot \sum_{e \in Y_2} x_e^*, \\ \sum_{e \in Z} \lceil x_e^* \rceil &= \sum_{e \in Z} x_e^*. \end{aligned}$$

Using the minimum fractional objective value z^* as a lower bound for the minimum integral objective value z_{int}^* , we can then give an upper bound for the approximation ratio:

$$\begin{aligned} \frac{z}{z_{\text{int}}^*} &\leq \frac{z}{z^*} = \frac{\sum_{e \in E(A)} \lceil x_e^* \rceil}{\sum_{e \in E(A)} x_e^*} = \frac{\sum_{e \in X \cup Y_1 \cup Y_2 \cup Z} \lceil x_e^* \rceil}{\sum_{e \in E(A)} x_e^*} \\ &\leq \frac{\frac{1}{\varrho \cdot \lambda_{\min}} \sum_{e \in Y_1} x_e^* + 2 \sum_{e \in Y_2} x_e^* + (1 + \frac{1}{\lambda_{\min}}) \sum_{e \in Z} x_e^*}{\sum_{e \in E(A)} x_e^*} \\ &\leq \frac{\max(\frac{1}{\varrho \cdot \lambda_{\min}}, 2) \cdot \sum_{e \in E(A)} x_e^*}{\sum_{e \in E(A)} x_e^*} = \max\left(\frac{1}{\varrho \cdot \lambda_{\min}}, 2\right) \end{aligned}$$

as $\lambda_{\min} \in \mathbb{N}_{\geq 1}$ and thus $(1 + \frac{1}{\lambda_{\min}}) \leq 2$.

Now consider the case $\varrho \cdot \lambda_{\min} \geq 1$ and note that $E(A) = X \cup Y \cup Z$ with $Y := \{e \in E(A) \mid x_e^* \in [\varrho \cdot \lambda_{\min}, \lambda_e)\}$, and

$$\sum_{e \in Y} \lceil x_e^* \rceil \leq \sum_{e \in Y} (x_e^* + 1) \leq (1 + \frac{1}{\varrho \cdot \lambda_{\min}}) \cdot \sum_{e \in Y} x_e^*.$$

This upper bound, in conjunction with the above bounds w.r.t. X and Z , yields the approximation ratio

$$\begin{aligned} \frac{z}{z_{\text{int}}^*} &\leq \frac{z}{z^*} = \frac{\sum_{e \in E(A)} \lceil x_e^* \rceil}{\sum_{e \in E(A)} x_e^*} = \frac{\sum_{e \in X \cup Y \cup Z} \lceil x_e^* \rceil}{\sum_{e \in E(A)} x_e^*} \\ &\leq \frac{(1 + \frac{1}{\varrho \cdot \lambda_{\min}}) \sum_{e \in Y} x_e^* + (1 + \frac{1}{\lambda_{\min}}) \sum_{e \in Z} x_e^*}{\sum_{e \in E(A)} x_e^*} \\ &\leq \frac{(1 + \frac{1}{\varrho \cdot \lambda_{\min}}) \cdot \sum_{e \in E(A)} x_e^*}{\sum_{e \in E(A)} x_e^*} = 1 + \frac{1}{\varrho \cdot \lambda_{\min}}. \quad \square \end{aligned}$$

C. Approximation for Uniform Capacities

In some real-world backbone networks, most links have the same capacity. If *all* have the same capacity, [14, Corollary 7] argues that simply choosing all arcs into the solution is already a $\frac{1}{\varrho}$ -approximation for MMCFS; this proof can be extended to show that choosing all edges into the solution is an approximation with the same guarantee for TOCA. However, we show that our rounding strategy improves upon this ratio by exploiting the number of parallel connections per edge.

Theorem 5. *Let $G = (V, A)$ be a bidirected graph with uniform arc capacities cap , and $\varrho = \frac{\text{cap}}{q}$ a retention ratio. Choosing exactly $\lceil \varrho \cdot \lambda_e \rceil$ many connections for each bidirected edge $e \in E(A)$ into the solution is a linear-time*

$\min\{\frac{1}{\varrho}, (1 + \frac{(q-1)}{p \cdot \lambda_{\text{avg}}})\}$ -approximation for TOCA, where λ_{avg} denotes the average number of connections per edge.

Proof. An optimal fractional solution $\{x_e^* \mid e \in E(A)\}$ for LP (1) will always set $x_e^* = \varrho \cdot \lambda_e$ for each edge $e \in E(A)$: all edges have the same capacity, so routing a demand $\varrho \cdot \mathbb{T}_A(e)$ over an alternative path (with two or more edges) would always incur a higher cost than routing it over e directly.

The solution $\lceil \varrho \cdot \lambda_e \rceil$ is thus feasible and can be computed in $\mathcal{O}(m)$ time. We obtain the ratio of the algorithm's objective value z and the optimal ILP's objective value z_{int}^* by using the optimal LP's objective value z^* as a lower bound for z_{int}^* :

$$\begin{aligned} \frac{z}{z_{\text{int}}^*} &\leq \frac{z}{z^*} = \frac{\sum_{e \in E(A)} \lceil x_e^* \rceil}{\sum_{e \in E(A)} x_e^*} = 1 + \frac{\sum_{e \in E(A)} (\lceil x_e^* \rceil - x_e^*)}{\sum_{e \in E(A)} x_e^*} \\ &= 1 + \frac{\sum_{e \in E(A)} (\lceil \frac{p}{q} \cdot \lambda_e \rceil - \frac{p}{q} \cdot \lambda_e)}{\sum_{e \in E(A)} (\frac{p}{q} \cdot \lambda_e)} \\ &\leq 1 + \frac{\sum_{e \in E(A)} (\frac{q-1}{q})}{\sum_{e \in E(A)} (\frac{p}{q} \cdot \lambda_e)} = 1 + \frac{|E(A)| \cdot (q-1)}{p \cdot |E(A)| \cdot \lambda_{\text{avg}}}. \quad \square \end{aligned}$$

D. Dynamic Reconfigurations

Rather than having only two network topologies, one for the peak times and one for the low traffic times, one might want to compute several other topologies for the times in between. Such configurations for different levels of traffic, or even completely dynamic reconfigurations, would allow for more fine-grained traffic control (at the price of additional overhead during actual deployment).

An obvious approach to find reduced topologies for different levels of traffic would be to compute TOCA solutions for the same original network but different values for ϱ . However, we note that an optimal solution for a TOCA instance $(G, \text{cap}, \varrho_1)$ does not necessarily contain any optimal solution for the instance $(G, \text{cap}, \varrho_2)$ with $\varrho_2 < \varrho_1$, even when all arc capacities are 1. This is true both in the cases of TOCA on bidirected graphs with one connection per edge and MMCFS on general directed graphs, as shown by Figure 2. However, to allow for dynamic reconfigurations in practice, we may first optimize for ϱ_1 , and then reduce this solution further to obtain a solution for $\varrho_2 < \varrho_1$. Alternatively, we may extend a solution w.r.t. ϱ_2 to one for ϱ_1 .

V. POST-PROCESSING

Consider the rounding scheme for TOCA presented in Section IV, which amounts to rounding up a basic optimal solution for LP (1). We call this scheme *RND*, and present two iterative post-processing heuristics, *I-DWN* (Algorithm 1) and *I-UP* (Algorithm 2), that further improve *RND* solutions. We also tested CPLEX's built-in feasibility pump, a well-established and thoroughly tested method that searches for a feasible solution with good objective value [7]; it barely improved *RND* solutions and thus we do not consider it further.

Before executing the post-processing routines of *I-DWN* and *I-UP*, we always compute a basic optimal solution x^* for LP (1) and then restrict all variables x_e to the interval $[\lfloor x_e^* \rfloor, \lceil x_e^* \rceil]$. Not only does this already fix all variables

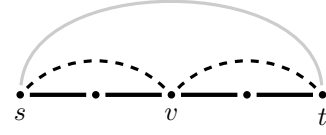


Figure 2: A network topology showcasing the non-monotonicity of optimal TOCA solutions w.r.t. ϱ . All bidirected edges have capacity 1 and consist of one connection. For $\varrho_1 \in (\frac{1}{2}, \frac{2}{3}]$, the unique optimal solution consists of all black edges (both solid and dashed). For $\varrho_2 = \frac{1}{2}$, the unique optimal solution consists of all solid edges (both black and gray). By replacing all edges with arcs directed from left to right we obtain an analogous instance that shows the non-monotonicity of MMCFS solutions.

Algorithm 1 Heuristic *I-DWN*.

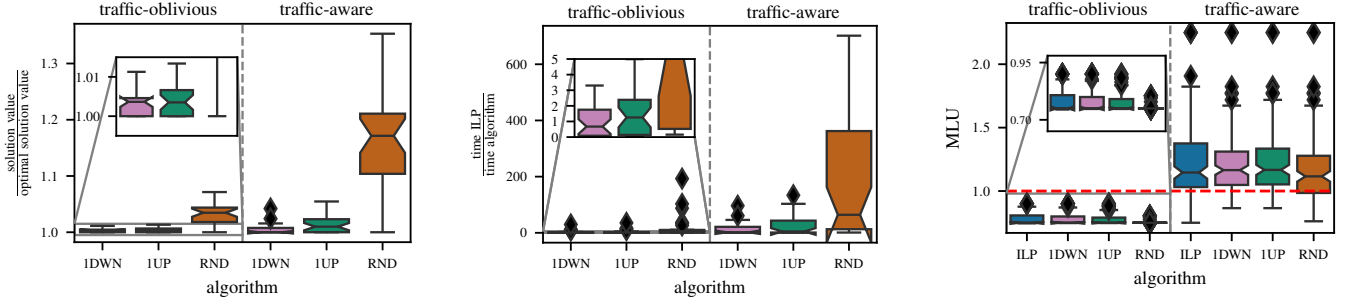
Input: bidirected graph $G = (V, A)$ with $\text{cap}, \lambda; \varrho \in (0, 1)$.

- 1: $\mathcal{L} \leftarrow$ LP (1) for $(G, \text{cap}, \lambda, \varrho)$
 - 2: $x^* \leftarrow$ basic optimal solution of \mathcal{L}
 - 3: add constraints $\{\lfloor x_e^* \rfloor \leq x_e \leq \lceil x_e^* \rceil \mid e \in E(A)\}$ to \mathcal{L}
 - 4: **while** x^* is not integral
 - 5: $e \leftarrow \arg \min_{e' \in E(A): x_{e'}^* \notin \mathbb{N}} (x_{e'}^* - \lfloor x_{e'}^* \rfloor)$
 - 6: $\tilde{x}_e \leftarrow x_e^*$
 - 7: add constraint $x_e = \lfloor \tilde{x}_e \rfloor$ to \mathcal{L}
 - 8: $x^* \leftarrow$ optimal solution of \mathcal{L}
 - 9: **if** x^* is infeasible
 - 10: replace constraint $x_e = \lfloor \tilde{x}_e \rfloor$ by $x_e = \lceil \tilde{x}_e \rceil$ in \mathcal{L}
 - 11: $x^* \leftarrow$ optimal solution of \mathcal{L}
 - 12: **return** x^*
-

with an integer value; the constraints $\{x_e \leq \lceil x_e^* \rceil \mid e \in E(A)\}$ in particular ensure that we generate a subset of an *RND* solution and thus maintain the approximation guarantees given by Theorems 4 and 5. *I-DWN* and *I-UP* then execute the following loop until all variables have integral values: In each iteration we round one of the variables x_e , $e \in E(A)$, with the smallest rounding difference either down (for *I-DWN*) or up (for *I-UP*). By computing LP (1) again under this restriction, we obtain a new set of values for our variables. However, for *I-DWN*, this new LP may be infeasible; in this case we dismiss our previous change to the LP and round up x_e instead, allowing us to recompute the LP to obtain new variable values. Both heuristics will terminate after at most $|E(A)|$ iterations, since in each iteration, at least one additional variable—the one we rounded up or down—is fixed to an integer value.

VI. EXPERIMENTAL SETUP

We provide an overview of our experimental setup, including the evaluated algorithms, their parametrization, and the dataset. All experiments were conducted on a system equipped with two AMD EPYC 7452 CPUs and 512 GB of RAM, running 64-bit Ubuntu 20.04.1. All LPs and ILPs were solved using CPLEX [27].



(a) Solution value comparison between the rounding algorithms and the ILP. (b) Computation time comparison between the rounding algorithms and the ILP. (c) Maximum Link Utilization (MLU) of all approaches.

Figure 3: Results of the experimental evaluation

Algorithm 2 Heuristic *1-UP*.

Input: bidirected graph $G = (V, A)$ with $cap, \lambda; \varrho \in (0, 1)$.

- 1: $\mathcal{L} \leftarrow \text{LP (1) for } (G, cap, \lambda, \varrho)$
 - 2: $x^* \leftarrow \text{basic optimal solution of } \mathcal{L}$
 - 3: add constraints $\{ \lfloor x_e^* \rfloor \leq x_e \leq \lceil x_e^* \rceil \mid e \in E(A) \}$ to \mathcal{L}
 - 4: **while** x^* is not integral
 - 5: $e \leftarrow \arg \min_{e' \in E(A): x_{e'}^* \notin \mathbb{N}} (\lceil x_{e'}^* \rceil - x_{e'}^*)$
 - 6: add constraint $x_e = \lceil x_e^* \rceil$ to \mathcal{L}
 - 7: $x^* \leftarrow \text{optimal solution of } \mathcal{L}$
 - 8: **return** x^*
-

A. Algorithms and Parametrization

We evaluate four algorithms: the LP-rounding scheme *RND* given by Theorem 4 and its two post-processing heuristics *1-UP* and *1-DWN* (presented in Section V), as well as an exact algorithm that simply solves ILP (1) optimally and thus serves as a baseline. Each of these algorithms has two variants: The *traffic-oblivious* variant only considers the scaled-down traffic matrix $\varrho \cdot \mathbb{T}_A$ where \mathbb{T}_A is given by Equation (1) in Section III-D. In contrast, the *traffic-aware* variant optimizes the network w.r.t. to a scaled-down traffic matrix $\varrho \cdot T$ where T is one specific traffic matrix provided by the dataset; here, the approximation guarantees of Theorems 4 and 5 do not hold.

Evaluating both the traffic-oblivious and traffic-aware variants allows us to compare how many active connections the respective output topologies contain, and how well they are able to accommodate differently structured traffic during low-traffic periods (such as the night). To give a precise measure of the latter performance criterion, we take traffic matrices from our dataset, scale them down by ϱ , route them through the output topologies using the 2-SR approach proposed by Bhatia et al. [8], and compute the resulting MLU.

Throughout the whole evaluation, both for the algorithms and the MLU computation, we use the retention ratio $\varrho = 0.5$. This scaling factor is based on traffic measurements from a major European Tier-1 ISP: as shown in Figure 1, network utilization typically drops below 50% between 1:00 AM and 9:00 AM compared to peak hours in the evening. We also

performed experiments for $\varrho = 0.3$ and $\varrho = 0.7$ —however, as the corresponding results showed similar patterns to those for $\varrho = 0.5$, we omit them here due to space limitations.

B. Dataset

We use the Repetita dataset [22], a well-known and commonly used TE benchmarking dataset. However, many of the Repetita topologies—such as the original ARPANET—are relatively small, and do not reflect the structure of modern backbone networks. Thus, we only run our experiments on topologies of the Topology Zoo [30] with more than 60 nodes.

In all topologies of the dataset, each pair of connected nodes is only connected via a single (bidirected) edge. However, in real backbone networks, it is common to have multiple parallel connections between two routers. We thus assume that there are $\lambda_e = 5$ connections for all edges e in all topologies of the dataset, a value that is based on the topology of a major European Tier-1 ISP. This allows a granular deactivation of individual connections while avoiding hard disconnects.

The dataset also includes four different traffic matrices per topology, each designed to reflect high-utilization scenarios. These traffic matrices are used both for the traffic-aware algorithm variants and for the MLU computations.

VII. RESULTS

We discuss the results of our evaluation, comparing the different algorithms w.r.t. three measures: the number of active connections in the output topologies, the computation times, and the MLU yielded by 2-SR in the output topologies.

A. Number of Active Connections (Solution Value)

First we examine the solution values, i.e., the number of active connections in the output topologies, of our rounding algorithms *RND*, *1-DWN*, and *1-UP*. Figure 3a compares these to the optimal solution obtained from ILP (1). By plugging the values $\varrho = 0.5$ and $\lambda_{\min} = 5$ (see Section VI) into the approximation guarantee of Theorem 4, we know that all three rounding algorithms are guaranteed to deviate from the optimum by a factor of at most 1.4 in the traffic-oblivious case. However, the algorithms not only adhere to this theoretical

guarantee, but outperform it by always staying below a factor of 1.1. In fact, both *I-DWN* and *I-UP* yield results that are nearly optimal. In contrast, *RND* without post-processing performs significantly worse: the number of active connections is up to 10% higher in the traffic-oblivious case and up to 30% higher in the traffic-aware case.

These results highlight two key insights: First, our sophisticated post-processing heuristics clearly pay off, especially in traffic-aware scenarios. Second, on instances that resemble real-world networks, they not only adhere to the approximation guarantee but return near-optimal results. Networks where the guarantee is met exactly typically do not occur in practice since they are already difficult to construct theoretically [14].

Further, the traffic-aware approaches are able to deactivate up to 30% more connections compared to the respective traffic-oblivious variants. However, they have the disadvantage of only guaranteeing feasibility for one specific traffic matrix.

B. Computation Time

Figure 3b compares the computation time of the rounding algorithms with those of the optimal ILP approach, the latter requiring on average 14 (43) minutes for the traffic-oblivious (traffic-aware, resp.) case. By far the fastest algorithm is *RND* without post-processing. In the traffic-oblivious case, it is on average roughly 10 times faster than the ILP. This effect is even more evident in the traffic-aware case, where *RND* is roughly 150 times faster. It is not surprising that the simple rounding strategy outperforms all other algorithms in terms of computation time—however, it is remarkable that it does so while still having the approximation guarantee of Theorem 4.

Evaluating *I-DWN* and *I-UP* requires a more nuanced view: On one hand, if the computation of the ILP takes less than ten minutes, usually the ILP is faster than both post-processing heuristics. After all, each iteration of the post-processing involves solving an LP (or even two LPs for some iterations of *I-DWN*), which can be quite time consuming. On the other hand, if the ILP computation exceeds ten minutes, it usually also exceeds an hour, and both post-processing heuristics are significantly faster in comparison. We thus recommend using *I-DWN* or *I-UP* if the optimal solution cannot be computed within ten minutes. Since both of these algorithms give very similar results, we do not have a clear preference for either of them, but *I-UP* is sometimes slightly faster.

C. Maximum Link Utilization (MLU)

Recall that the dataset contains a set of four traffic matrices for each topology. For the traffic-oblivious algorithm variants, Figure 3c shows the MLU of all four traffic matrices. In contrast, the traffic-aware variants optimize their solution w.r.t. one specific traffic matrix out of this set. For these variants, the plot shows the MLU for the three remaining traffic matrices.

All traffic-oblivious algorithm variants successfully handle the evaluated traffic matrices, never exceeding an MLU of 1. Among these approaches, the ILP yields the highest MLU, with all results clustering around an MLU of roughly 0.9. This is not surprising as the traffic matrices in the Repetita dataset

are designed to be challenging in terms of link utilization: even the best possible routing cannot achieve an MLU significantly below 0.9. Therefore, we would expect a similar MLU in our low-traffic scenario where both the topology and the traffic matrix have been reduced proportionally.

Further, the MLU increases with a lower number of active connections: The simple rounding algorithm *RND* without post-processing performs better in terms of MLU than the post-processing heuristics *I-DWN* and *I-UP*. In turn, these perform slightly better than the ILP. This is because a higher number of active connections allows the load to be distributed more evenly, leading to marginally lower MLU values.

The results of our MLU experiment for the traffic-aware algorithm variants reveal additional critical insights. None of the traffic-aware solutions is able to reliably handle traffic matrices other than the specific one they were optimized for—even though all matrices have the same total volume and only differ w.r.t. how the traffic is distributed among source-destination pairs. This sensitivity illustrates a key limitation: traffic-aware solutions offer better performance under known conditions but lack robustness when faced with variations in traffic. Such variations can occur frequently in real-world networks, for example due to routing changes triggered by external failures or altered peering agreements. Hence, it is of great practical importance to evaluate solutions not only under optimal conditions but also across a diverse set of traffic scenarios. Moreover, the shortcomings of the traffic-aware algorithm variants emphasize the practical value of the traffic-oblivious approaches.

VIII. CONCLUSION AND FUTURE WORK

We presented a novel approach to Green Traffic Engineering: instead of using explicit traffic matrices and frequent reconfigurations, we proposed a traffic-oblivious approach that guarantees routability for any down-scaled traffic matrix. We defined the NP-hard problem of activating as few connections as possible while still allowing a Multi-Commodity Flow routing of any such matrix. Further, an approximation algorithm and two post-processing heuristics to improve solution quality were developed. Our evaluation shows that these algorithms compute near-optimal solutions within low computation times.

In this work, we have laid strong theoretical and practical groundwork for a traffic-oblivious Green Traffic Engineering approach. Nevertheless, several challenges remain: First, our approach currently abstracts away from specific hardware. Adapting it to real transponder and router hardware, including their exact power models and routing constraints, will require further theoretical considerations—for instance, introducing a weighted model to reflect the actual energy savings potential of each connection. Moreover, adapting our methods to Segment Routing requires additional research. Due to the limited number of segments, our problem reformulation using a single traffic matrix \mathbb{T}_A is no longer feasible. Furthermore, the unsplittable flows of Segment Routing would introduce new integer path variables, making it unclear how to efficiently select single paths.

REFERENCES

- [1] B. Addis, A. Capone, G. Carello, L. G. Gianoli, and B. Sansò, “Energy aware management of resilient networks with shared protection,” in *Proc. SustainIT*. IEEE, 2012.
- [2] Y. Al-Najjar, W. Ben-Ameur, and J. Leguay, “Approximability of robust network design: The directed case,” in *Proc. STACS*, ser. LIPIcs, vol. 219. Schloss Dagstuhl, 2022.
- [3] E. Amaldi, A. Capone, L. G. Gianoli, and L. Mascetti, “Energy management in IP traffic engineering with shortest path routing,” in *Proc. WOWMOM*. IEEE Computer Society, 2011.
- [4] A. Andoni, A. Gupta, and R. Krauthgamer, “Towards $(1 + \epsilon)$ -approximate flow sparsifiers,” in *Proc. SODA*. SIAM, 2014, pp. 279–293.
- [5] Y. Azar, E. Cohen, A. Fiat, H. Kaplan, and H. Räcke, “Optimal oblivious routing in polynomial time,” *J. Comput. Syst. Sci.*, vol. 69, no. 3, pp. 383–394, 2004.
- [6] W. Ben-Ameur and H. Kerivin, “Routing of uncertain traffic demands,” *Optimization and Engineering*, vol. 6, pp. 283–313, 2005.
- [7] T. Berthold, A. Lodi, and D. Salvagnin, “Ten years of feasibility pump, and counting,” *EURO J. Comput. Optim.*, vol. 7, no. 1, 2019.
- [8] R. Bhatia, F. Hao, M. S. Kodialam, and T. V. Lakshman, “Optimized network traffic engineering using segment routing,” in *Proc. INFOCOM*. IEEE, 2015, pp. 657–665.
- [9] A. Bley, “On the approximability of the minimum congestion unsplittable shortest path routing problem,” in *Proc. IPCO*, ser. LNCS, vol. 3509. Springer, 2005, pp. 97–110.
- [10] A. Bründiers, T. Schüller, and N. Aschenbruck, “Midpoint optimization for segment routing,” in *Proc. INFOCOM*, 2022.
- [11] E. Bérczi-Kovács, P. Gyimesi, B. Vass, and J. Tapolcai, “Efficient algorithm for region-disjoint survivable routing in backbone networks,” in *Proc. INFOCOM*, 2024, pp. 951–960.
- [12] R. Carpa, O. Glück, and L. Lefevre, “Segment Routing based Traffic Engineering for Energy Efficient Backbone Networks,” in *Proc. ANTS*, 2014.
- [13] L. Chiaraviglio, M. Mellia, and F. Neri, “Reducing power consumption in backbone networks,” in *Proc. ICC*. IEEE, 2009.
- [14] M. Chimani and M. Ilsen, “Traffic-oblivious multi-commodity flow network design,” in *Proc. ISAAC*, ser. LIPIcs, vol. 359. Schloss Dagstuhl, 2025, pp. 19:1–19:17.
- [15] K. Chitavisutthivong, C. So-In, and S. Supittayapornpong, “Designing optimal compact oblivious routing for datacenter networks in polynomial time,” in *Proc. INFOCOM*, 2023.
- [16] A. Cianfrani, V. Eramo, M. Listanti, M. Marazza, and E. Vittorini, “An energy saving routing algorithm for a green ospf protocol,” in *Proc. INFOCOM WKSHPs*, 2010.
- [17] A. Cianfrani *et al.*, “An OSPF enhancement for energy saving in IP networks,” in *Proc. INFOCOM WKSHPs*, 2011.
- [18] W. Dai, M. Dinitz, K.-T. Foerster, L. Luo, and S. Schmid, “Approximation algorithms for minimizing congestion in demand-aware networks,” in *Proc. INFOCOM*, 2024, pp. 1461–1470.
- [19] M. D’Arienzo and S. Romano, “Gospf: An energy efficient implementation of the ospf routing protocol,” *Journal of Network and Computer Applications*, 2016.
- [20] S. El-Zahr, P. Gunning, and N. Zilberman, “Exploring the benefits of carbon-aware routing,” in *Proc. CoNEXT*, 2023.
- [21] B. Fortz and M. Thorup, “Increasing internet capacity using local search,” *Comput. Optim. Appl.*, vol. 29, no. 1, pp. 13–48, 2004.
- [22] S. Gay, P. Schaus, and S. Vissicchio, “REPETITA: Repeatable Experiments for Performance Evaluation of Traffic-Engineering Algorithms,” *CoRR*, vol. abs/1710.08665, 2017. [Online]. Available: <http://arxiv.org/abs/1710.08665>
- [23] K. S. Ghuman and A. Nayak, “Per-packet based energy aware segment routing approach for data center networks with SDN,” in *Proc. ICT*. IEEE, 2017.
- [24] M. T. Hajiaghayi, R. D. Kleinberg, H. Räcke, and T. Leighton, “Oblivious routing on node-capacitated and directed graphs,” *ACM Trans. Algorithms*, vol. 3, no. 4, p. 51, 2007.
- [25] R. Hartert, P. Schaus, S. Vissicchio, and O. Bonaventure, “Solving segment routing problems with hybrid constraint programming techniques,” in *Proc. CP*, ser. LNCS, vol. 9255. Springer, 2015, pp. 592–608.
- [26] A. Hassidim, D. Raz, M. Segalov, and A. Shaged, “Network utilization: The flow view,” in *Proc. INFOCOM*. IEEE, 2013, pp. 1429–1437.
- [27] IBM, “IBM ILOG CPLEX Optimization Studio 20.1.0,” <https://www.ibm.com/docs/en/icos/20.1.0>, 2020.
- [28] R. Jacob and L. Vanbever, “The internet of tomorrow must sleep more and grow old,” *SIGENERGY Energy Inform. Rev.*, 2023.
- [29] X. Jia, Y. Jiang, Z. Guo, G. Shen, and L. Wang, “Intelligent path control for energy-saving in hybrid SDN networks,” *Comput. Networks*, vol. 131, pp. 65–76, 2018.
- [30] S. Knight, H. Nguyen, N. Falkner, R. Bowden, and M. Roughan, “The Internet Topology Zoo,” *IEEE Journal on Selected Areas in Communications*, vol. 29, no. 9, pp. 1765–1775, 2011.
- [31] K. Kurroliya, S. Mohanty, K. Kanodia, and B. Sahoo, “Grey Wolf Aware Energy-saving and Load-balancing in Software Defined Networks Considering Real Time Traffic,” in *Proc. ICICT*, 2020.
- [32] F. T. Leighton and A. Moitra, “Extensions and limits to vertex sparsification,” in *Proc. STOC*. ACM, 2010, pp. 47–56.
- [33] A. Moitra, “Approximation algorithms for multicommodity-type problems with guarantees independent of the graph size,” in *Proc. FOCS*. IEEE Computer Society, 2009, pp. 3–12.
- [34] O. Okonor, S. Georgoulas, and M. Abdullahi, “Disruption/time-aware green traffic engineering for core ISP networks,” in *Proc. ICCNT*. ACM, 2016.
- [35] O. Okonor, N. Wang, S. Georgoulas, and Z. Sun, “Dynamic link sleeping reconfigurations for green traffic engineering,” *Int. J. Commun. Syst.*, vol. 30, no. 9, 2017.
- [36] P. Orponen and H. Mannila, “On approximation preserving reductions: Complete problems and robust measures (revised version),” Department of Computer Science, University of Helsinki, Tech. Rep. C-1987-28, May 1990.
- [37] D. Otten and N. Aschenbruck, “Failure resilient green traffic engineering,” in *Proc. LCN*, 2024.
- [38] D. Otten, M. Ilsen, M. Chimani, and N. Aschenbruck, “Green traffic engineering by line card minimization,” in *Proc. LCN*. IEEE, 2023.
- [39] L. Röllin, R. Jacob, and L. Vanbever, “A sleep study for isp networks: Evaluating link sleeping on real world data,” *SIGENERGY Energy Inform. Rev.*, 2025.
- [40] G. C. Sankaran and K. M. Sivalingam, “Load-dependent power-efficient passive optical network architectures,” *JOCN*, vol. 6, no. 12, pp. 1104–1114, 2014.
- [41] T. Schüller, N. Aschenbruck, M. Chimani, M. Horneffer, and S. Schnitter, “Predictive traffic engineering with 2-segment routing considering requirements of a carrier IP network,” in *Proc. LCN*, 2017, pp. 667–675.
- [42] S. Supittayapornpong, P. Namyar, M. Zhang, M. Yu, and R. Govindan, “Optimal oblivious routing for structured networks,” in *Proc. INFOCOM*, 2022, pp. 1988–1997.
- [43] Telefonica, “Management and Sustainability Report 2023,” accessed 04.07.2025. [Online]. Available: <https://www.telefonica.com/en/wp-content/uploads/sites/5/2024/03/management-sustainability-report-2023.pdf>
- [44] N. Vasić, P. Bhurat, D. Novaković, M. Canini, S. Shekhar, and D. Kostić, “Identifying and using energy-critical paths,” in *Proc. CoNext*, 2011.
- [45] V. V. Vazirani, *Approximation algorithms*. Springer, 2001. [Online]. Available: <http://www.springer.com/computer/theoretical+computer+science/book/978-3-540-65367-7>
- [46] C.-H. Wang, S.-H. Chiang, S.-H. Shen, D.-N. Yang, and W.-T. Chen, “Multicast traffic engineering with segment trees in software-defined networks,” in *Proc. INFOCOM*, 2020, pp. 1808–1817.
- [47] D. P. Williamson and D. B. Shmoys, *The Design of Approximation Algorithms*. Cambridge University Press, 2011. [Online]. Available: <http://www.cambridge.org/de/knowledge/isbn/item5759340/>
- [48] M. Zhang, C. Yi, B. Liu, and B. Zhang, “GreenTE: Power-aware traffic engineering,” in *Proc. ICNP*. IEEE Computer Society, 2010, pp. 21–30.