

Fisher-Orthogonal Projected Natural Gradient Descent for Continual Learning

Ishir Garg¹ Neel Kolhe¹ Andy Peng¹ Rohan Gopalam¹

Abstract

Continual learning aims to enable neural networks to acquire new knowledge on sequential tasks. However, the key challenge in such settings is to learn new tasks without catastrophically forgetting previously learned tasks. We propose the Fisher-Orthogonal Projected Natural Gradient Descent (FOPNG) optimizer, which enforces Fisher-orthogonal constraints on parameter updates to preserve old task performance while learning new tasks. Unlike existing methods that operate in Euclidean parameter space, FOPNG projects gradients onto the Fisher-orthogonal complement of previous task gradients. This approach unifies natural gradient descent with orthogonal gradient methods within an information-geometric framework. The resulting update direction is invariant under reparameterization, guarantees descent in the Fisher metric, and helps preserve prior task outputs. We provide theoretical analysis establishing the properties of the projected update, describe efficient and practical implementations using the diagonal Fisher, and demonstrate strong results on standard continual learning benchmarks such as Permuted-MNIST, Split-MNIST, Rotated-MNIST, Split-CIFAR10, and Split-CIFAR100.

1. Introduction

Continual learning addresses the fundamental challenge of enabling machine learning models to learn sequentially from non-stationary data streams without forgetting previously acquired knowledge—a problem known as catastrophic forgetting (McCloskey & Cohen, 1989). When a neural network is trained on a sequence of tasks, gradient updates that improve performance on the current task typically degrade performance on previously learned tasks. The severity of catastrophic forgetting presents a significant barrier to deploying neural networks in realistic scenarios where data arrives sequentially and storage of all past data is impractical.

¹University of California, Berkeley. Correspondence to: Ishir Garg <ishirgarg@berkeley.edu>.

Biological learning systems exhibit remarkable stability-plasticity trade-offs, maintaining existing knowledge while incorporating new information. Achieving similar capabilities in artificial neural networks remains an open challenge that has motivated substantial research.

Existing methods for continual learning fall into three broad categories: regularization-based methods that penalize changes to important parameters, replay-based methods that store and rehearse examples from previous tasks, and architecture-based methods that allocate dedicated parameters for each task. While these approaches have achieved varying degrees of success, they share a common limitation: they operate in Euclidean parameter space, which fails to account for the natural geometry of probabilistic models.

We propose the **Fisher-Orthogonal Projected Natural Gradient Descent (FOPNG)** optimizer, a geometrically principled optimizer that addresses catastrophic forgetting by enforcing orthogonality constraints in the Fisher-Riemannian manifold rather than Euclidean space. The key insight is that the Fisher information matrix provides a coordinate-invariant measure of how parameter changes affect model predictions. By projecting gradients onto the Fisher-orthogonal complement of previous task gradients, FOPNG reduces the impact that updates have on the output distributions of prior tasks while making efficient progress on the current task.

Our main contributions are: (1) a theoretical framework that unifies natural gradient descent with orthogonal gradient methods within information geometry, (2) a closed-form solution for the constrained optimization problem defining the projected update, and (3) practical algorithms using efficient Fisher approximations that demonstrate strong empirical results on continual-learning benchmarks.

2. Background and Related Work

In this section, we provide a comprehensive background on the foundational concepts underlying FOPNG and situate our work within the broader continual learning literature. We begin with the mathematical foundations of information geometry and natural gradients, then review existing approaches to continual learning, and finally discuss related work on efficient Fisher approximations.

2.1. Information Geometry and the Fisher Information Matrix

The Fisher information matrix lies at the heart of our approach, providing the geometric structure that enables principled continual learning. For a parametric model $p_\theta(y|x)$ with parameters $\theta \in \mathbb{R}^p$, the Fisher information matrix is

$$F(\theta) = \mathbb{E}_{x \sim q(x)} \mathbb{E}_{y \sim p_\theta(\cdot|x)} \nabla_\theta \log p_\theta(y|x) \nabla_\theta \log p_\theta(y|x)^\top \quad (1)$$

where $q(x)$ is the data distribution (Amari, 1998). Intuitively, it represents how fast a probability distribution changes at a point with respect to small perturbations in its parameter. The Fisher matrix has several important properties that make it fundamental to our approach.

The Fisher matrix defines a Riemannian metric on the parameter manifold, turning the space of probability distributions into a curved geometric space. Under this metric, the infinitesimal distance between p_θ and $p_{\theta+d\theta}$ is $ds^2 = d\theta^\top F(\theta) d\theta$. This geometric perspective was developed extensively by Amari and others in the field of information geometry (Amari, 1998).

A powerful property of the Fisher metric is that it is invariant under reparameterization.

Theorem 2.1 (Reparameterization Invariance of Fisher Norm). *Let $\phi = \phi(\theta)$ be a smooth bijection with Jacobian $J = \frac{\partial \phi}{\partial \theta}$. Let F_θ and F_ϕ denote the Fisher information matrices in the θ and ϕ parameterizations, respectively. Then for any tangent vector $\delta\theta$,*

$$\|\delta\theta\|_{F_\theta} = \|\delta\phi\|_{F_\phi} \quad (2)$$

where $\delta\phi = J\delta\theta$.

Proof. See Appendix A.1. \square

Intuitively, this means that optimization in the Fisher metric respects the intrinsic structure of the probability model rather than depending on arbitrary choices of parameterization. Euclidean gradient descent, on the contrary, is not reparameterization invariant and can behave very differently under coordinate changes.

Another key property of the Fisher information for FOPNG is that the Fisher matrix locally approximates the KL divergence between nearby distributions.

Theorem 2.2 (Local Quadratic Approximation of KL Divergence). *For a small parameter step v , the KL divergence satisfies*

$$KL(p_\theta \| p_{\theta+v}) = \frac{1}{2} v^\top F_\theta v + o(\|v\|^2). \quad (3)$$

Proof. See Appendix A.2. \square

This means that the Fisher norm $\|v\|_F = \sqrt{v^\top F v}$ directly quantifies the change in model predictions induced by a parameter update. Steps that are small in Fisher norm cause small changes in the output distribution, regardless of their Euclidean magnitude.

2.2. Continual Learning: Problem Formulation and Existing Approaches

In continual learning, we seek to learn a sequence of tasks $\{T_1, T_2, \dots, T_n\}$ without catastrophic forgetting. At each stage, the model parameterized by θ must adapt to a new task T_k with loss $L_k(\theta)$ while preserving performance on all previous tasks T_1, \dots, T_{k-1} . Standard gradient descent on L_k typically causes parameters to drift in directions that degrade previously learned representations.

The fundamental tension is between *plasticity*—the ability to learn new information—and *stability*—the preservation of old knowledge. Different methods approach this trade-off through different mechanisms, which we now review.

2.3. Natural Gradient Descent

Natural gradient descent exploits Fisher geometry for efficient optimization (Amari, 1998). Rather than Euclidean-small steps, it takes Fisher-small steps:

$$\theta_{t+1} = \theta_t - \eta F(\theta_t)^{-1} \nabla_\theta L(\theta_t), \quad (4)$$

derived by minimizing the loss’s linear approximation subject to a KL divergence constraint. Natural gradient methods converge faster than standard gradient descent by accounting for loss landscape curvature (Martens & Grosse, 2015), and reparameterization invariance makes them robust to architecture choices affecting parameter scaling.

2.4. Regularization-Based Methods

Regularization methods penalize changes to task-important parameters. Elastic Weight Consolidation (EWC) (Kirkpatrick, 2017) adds:

$$\Omega(\theta) = \frac{\lambda}{2} \sum_i F_i (\theta_i - \theta_i^*)^2, \quad (5)$$

where diagonal Fisher entries F_i identify important parameters at learned parameters θ^* . While pioneering Fisher information use in continual learning, EWC’s diagonal approximation ignores correlations, and performance is highly sensitive to hyperparameter tuning (Kruengkrai & Yamagishi, 2022). FOPNG achieves more stable performance across hyperparameters, requiring minimal tuning.

Synaptic Intelligence (Zenke, 2017) estimates parameter importance online during training. Memory Aware Synapses (Aljundi, 2018) learns importance unsupervised. These also share the regularization paradigm.

2.5. Replay-Based Methods

Replay methods store and rehearse previous task examples. Experience Replay maintains a buffer sampled during training (Chaudhry, 2019b). Gradient Episodic Memory (GEM) (Lopez-Paz & Ranzato, 2017) projects gradients to prevent loss increases on stored examples. A-GEM (Chaudhry, 2019a) efficiently projects onto a single reference gradient.

These show strong performance when memory permits storing representative examples. GEM’s constraint formulation relates to our work—FOPNG also constrains gradient updates, but in Fisher-geometric rather than Euclidean space. In particular, FOPNG deals with the continual-learning setup in which we do not have access to past task data (for example, in applications where data security is paramount), hence we compare FOPNG to baselines that also don’t require storing the original training data across tasks.

2.6. Orthogonal Gradient Methods

Orthogonal Gradient Descent (OGD) (Farajtabar, 2020) projects gradients onto the Euclidean orthogonal complement of previous task gradients. For gradient matrix $G = [g_1, \dots, g_{k-1}]$:

$$g_{\text{proj}} = g - G(G^\top G)^{-1}G^\top g. \quad (6)$$

This zeros components along previous gradients, ideally preventing interference.

While conceptually appealing, OGD inherits Euclidean geometry limitations: directions can be Euclidean-orthogonal yet cause significant output interference, or vice versa. Yadav et al. (2025) combined natural gradients with OGD by first computing a projection against past gradients in *Euclidean space* and pre-conditioning the resulting projection by the Fisher information. However, they found that performance decreased with this formulation. We show empirically that the projection must occur in *Fisher space* to respect the natural gradient geometry. A more recent work by Lu & Armour (2025) uses similar ideas about Fisher orthogonality, but derives a different optimizer for training with large batch sizes and does not discuss continual learning. Our work explicitly formulates continual learning in Fisher-geometric terms, deriving closed-form solutions that unify natural gradients with orthogonal projections.

2.7. Efficient Fisher Approximations

Computational challenges motivate efficient Fisher approximations crucial for scaling FOPNG.

2.7.1. DIAGONAL APPROXIMATIONS

Diagonal approximation retains only diagonal entries, reducing storage and computation usage. Prior methods have

effectively used the diagonal Fisher (Kirkpatrick, 2017):

$$\hat{F}_{\text{diag}}(\theta) = \frac{1}{|\mathcal{D}|} \sum_{(x,y) \in \mathcal{D}} [\nabla_{\theta} \log p_{\theta}(y|x)]^2, \quad (7)$$

with element-wise squaring.

2.7.2. EMPIRICAL FISHER

The empirical Fisher uses observed labels \tilde{y} rather than sampling from $p_{\theta}(y|x)$:

$$\hat{F}_{\text{emp}}(\theta) = \frac{1}{|\mathcal{D}|} \sum_{(x,\tilde{y}) \in \mathcal{D}} \nabla_{\theta} \log p_{\theta}(\tilde{y}|x) \nabla_{\theta} \log p_{\theta}(\tilde{y}|x)^\top. \quad (8)$$

While Kunstner et al. (2019) note that it may sometimes perform poorly, the empirical Fisher remains practical for continual learning.

2.7.3. KRONECKER-FACTORED APPROXIMATIONS

KFAC models Fisher as Kronecker products (Martens & Grosse, 2015). For layer weight W :

$$F_W \approx A \otimes G, \quad (9)$$

where A and G are input activation and output gradient covariances. This structure enables efficient inversion while capturing curvature. EKFA corrects eigenvalue errors (Laurent, 2018). Other approaches include Shampoo (Gupta, 2018) and low-rank approximations (Grosse & Martens, 2016).

The choice of approximation is critical for trading off accuracy, memory, and computation. Although we use the diagonal approximation for computational efficiency, future work may explore the effect of these alternatives when applied to FOPNG.

3. Theoretical Framework

We now present the theoretical foundations of FOPNG. We develop the method from first principles, starting with the constrained optimization formulation and deriving the closed-form solution.

3.1. Preliminaries and Notation

We clarify some notation that will be used throughout the rest of the work. Let $\theta \in \mathbb{R}^p$ denote model parameters and $p_{\theta}(y|x)$ a smooth conditional model. For a data distribution $q(x)$, define the Fisher information matrix:

$$\mathbb{E}_{x \sim q} \mathbb{E}_{y \sim p_{\theta}(\cdot|x)} \nabla_{\theta} \log p_{\theta}(y|x) \nabla_{\theta} \log p_{\theta}(y|x)^\top \quad (10)$$

For any $u, v \in \mathbb{R}^p$, define the Fisher inner product and norm:

$$\langle u, v \rangle_F := u^\top F v, \quad \|u\|_F := \sqrt{u^\top F u}. \quad (11)$$

Let $L_{\text{new}}(\theta)$ denote the new-task loss with gradient $g = \nabla_{\theta} L_{\text{new}}(\theta)$, and let $G = [g_1, \dots, g_m] \in \mathbb{R}^{p \times m}$ collect gradients on previous tasks.

Assumption 3.1. (Regularity Conditions)

1. L_{new} is twice continuously differentiable in a neighborhood of θ .
2. The Fisher matrix is positive definite.
3. G has full column-rank.

In Section 4.2 we show that assumption 2 can be relaxed by using a regularization term. Assumption 3 always holds in practice as the number of stored gradients is many orders of magnitude less than the number of model parameters.

3.2. Problem Formulation

FOPNG addresses continual learning through two simultaneous desiderata formulated in Fisher-Riemannian geometry:

Fisher-Orthogonal Preservation. Let $G = [g_1, \dots, g_m] \in \mathbb{R}^{p \times m}$ collect m gradients from previous tasks and let F_{old} be the Fisher matrix computed on data from the previous task. We require that the new update v satisfies

$$G^{\top} F_{\text{old}} v = 0. \quad (12)$$

This ensures that v is orthogonal to old task gradients under the Fisher metric, meaning the update avoids perturbing the output distributions on previous tasks.

Natural Gradient Step on New Task. Let $g = \nabla_{\theta} L_{\text{new}}(\theta)$ be the gradient of the new task loss and F_{new} be the Fisher matrix on data from the new task. We constrain the Fisher norm of the update: $v^{\top} F_{\text{new}} v \leq \epsilon^2$. This ensures that the change in output distribution on the new task is controlled, independent of parameterization. We found in our experiments that without this trust-region constraint, performance on old tasks collapses almost instantly after training on new ones.

3.3. Constrained Optimization Problem

Combining these desiderata, we formulate FOPNG as the following constrained optimization problem, where g is the current batch gradient computed via backpropagation during training:

$$\max_v g^{\top} v \quad (13)$$

$$\text{s.t. } v^{\top} F_{\text{new}} v \leq \epsilon^2, \quad (14)$$

$$G^{\top} F_{\text{old}} v = 0. \quad (15)$$

The objective (13) seeks to maximize progress on the new task. Constraint (14) bounds the step size in the Fisher

metric of the new task. Constraint (15) enforces Fisher-orthogonality to previous task gradients to reduce forgetting.

3.4. Deriving the FOPNG Update

Theorem 3.2 (FOPNG Update). *Under Assumption 3.1, the solution to the optimization problem (13)–(15) is*

$$v^* = \epsilon \frac{F_{\text{new}}^{-\frac{1}{2}} P F_{\text{new}}^{-\frac{1}{2}} g}{\sqrt{g^{\top} F_{\text{new}}^{-\frac{1}{2}} P^{\top} P F_{\text{new}}^{-\frac{1}{2}} g}}, \quad (16)$$

where the projection matrix is

$$P = I - M (M^{\top} M)^{-1} M^{\top}. \quad (17)$$

where

$$M = F_{\text{new}}^{-\frac{1}{2}} F_{\text{old}} G \quad (18)$$

Proof. See Appendix A.3. \square

The matrix P projects onto the Fisher-orthogonal complement of the subspace spanned by previous task gradients, and the resulting direction is then scaled to have the specified Fisher norm.

We also verify that this update makes progress on the task loss with the following result.

Theorem 3.3 (Descent Direction). *The update v^* from Theorem 3.2 is a descent direction for the new task loss, i.e., $g^{\top} v^* \geq 0$.*

Proof. See Appendix A.4. \square

3.5. Fisher Natural Gradient (FNG): The Unconstrained Baseline

To contextualize the effect of Fisher-orthogonality, we now derive the *Fisher Natural Gradient (FNG)*, which corresponds to the same optimization problem as FOPNG *but without the Fisher-orthogonality constraints*. This serves as a principled baseline: it preserves the Fisher geometry but does not attempt to prevent interference with previously learned tasks.

Theorem 3.4 (FNG Closed-Form Solution). *Consider the constrained optimization problem*

$$\max_{v \in \mathbb{R}^p} g^{\top} v \quad \text{s.t.} \quad v^{\top} F_{\text{new}} v \leq \epsilon^2.$$

The optimal update direction is

$$v_{\text{FNG}} = \epsilon \frac{F_{\text{new}}^{-1} g}{\sqrt{g^{\top} F_{\text{new}}^{-1} g}}.$$

Proof. See Appendix A.5. \square

3.6. FOPNG-PreFisher: Another Variant

FOPNG maintains a moving exponential average of the Fisher's at each task as F_{old} . However, we can alternatively use a separate F_{old} for every task. Instead of storing raw gradients g_i in the gradient buffer, we precompute Fisher-weighted gradients $\tilde{g}_i = F_i g_i$, where F_i is the Fisher matrix computed after training on task i . Instead, we store $\tilde{G} = [F_1 G_1, \dots, F_{k-1} G_{k-1}]$ where G_i is a matrix containing the gradients on task i .

The constrained optimization problem becomes:

$$\max_v g^\top v \quad \text{s.t.} \quad v^\top F_{\text{new}} v \leq \epsilon^2, \quad \tilde{G}^\top v = 0 \quad (19)$$

where the orthogonality constraint is now Euclidean. Following similar derivations as in Section 3.4, the solution is:

$$v^* = \epsilon \frac{F_{\text{new}}^{-\frac{1}{2}} P F_{\text{new}}^{-\frac{1}{2}} g}{\sqrt{g^\top F_{\text{new}}^{-\frac{1}{2}} P^\top P F_{\text{new}}^{-\frac{1}{2}} g}}, \quad (20)$$

where the projection matrix is

$$P = I - M (M^\top M)^{-1} M^\top, \quad (21)$$

where

$$M = F_{\text{new}}^{-\frac{1}{2}} \tilde{G} \quad (22)$$

This formulation eliminates the F_{old} term entirely from the per-iteration update which has an additional benefit of reducing the number of Fisher-matrix-vector products. This makes FOPNG-PreFisher particularly attractive for longer task sequences.

4. Practical Improvements and Hyperparameters

4.1. Algorithm Description

Algorithms 1 and 2 present the complete FOPNG and FOPNG-PreFisher procedures respectively. The algorithm maintains a collection G of gradients from previous tasks. For each new task, it computes both the new-task Fisher matrix F_{new} and the old-task Fisher matrix F_{old} . The projection ensures Fisher-orthogonality while the normalization ensures bounded Fisher-norm steps. Note that the ϵ variable introduced in the theoretical formulation is simply folded into the learning rate η .

FOPNG introduces two key hyperparameters:

- λ is a regularization parameter needed for numerical stability when inverting potentially ill-conditioned matrices

- α determines how much weight to give to the new Fisher as F_{old} is maintained as a moving exponential average

We present ablations on these parameters in Appendix C; in general we find that performance across these hyperparameters is relatively stable and do not require significant tuning in practice.

Algorithm 1 FOPNG Algorithm

Require: Initial parameters θ_0 , task sequence $\{D_1, \dots, D_T\}$, learning rate η , regularization λ , new Fisher weighting α , number of stored gradients per task k , number of epochs E

- 1: Initialize gradient memory $G \leftarrow []$. Train on task D_1 using Adam or SGD
- 2: Compute Fisher $F_{\text{old}} \leftarrow \hat{F}(D_1)$; Store $G \leftarrow [g_1, \dots, g_k]$
- 3: **for** task $t = 2, 3, \dots, T$ **do**
- 4: **for** epoch $e = 1, \dots, E$ **do**
- 5: Recompute new-task Fisher: $F_{\text{new}} \leftarrow \hat{F}(D_t)$
- 6: **for** all batches (x, y) in D_t **do**
- 7: Compute gradient $g \leftarrow \nabla_\theta L_t(\theta)$
- 8: Compute v according to Equation 16
- 9: Update parameters: $\theta \leftarrow \theta - \eta v^*$
- 10: **end for**
- 11: **end for**
- 12: Store final gradients: $G \leftarrow [G, g_{k(t-1)+1}, \dots, g_{kt}]$
- 13: Update old Fisher: $F_{\text{old}} \leftarrow (1 - \alpha) F_{\text{old}} + \alpha F_{\text{new}}$
- 14: **end for**

Algorithm 2 FOPNG-PreFisher Algorithm

Require: Initial parameters θ_0 , task sequence $\{D_1, \dots, D_T\}$, learning rate η , regularization λ , number of stored gradients per task k , number of epochs E

- 1: Initialize $\tilde{G} \leftarrow []$; Train on task D_1 using Adam or SGD
- 2: Compute Fisher $F_1 \leftarrow \hat{F}(D_1)$; Store $\tilde{g}_i \leftarrow F_1 g_i$, $\tilde{G} \leftarrow [\tilde{g}_1, \dots, \tilde{g}_k]$
- 3: **for** task $t = 2, 3, \dots, T$ **do**
- 4: **for** epoch $e = 1, \dots, E$ **do**
- 5: Recompute new-task Fisher: $F_{\text{new}} \leftarrow \hat{F}(D_t)$
- 6: **for** all batches (x, y) in D_t **do**
- 7: Compute gradient $g \leftarrow \nabla_\theta L_t(\theta)$
- 8: Compute v according to Equation 20
- 9: Update parameters: $\theta \leftarrow \theta - \eta v^*$
- 10: **end for**
- 11: **end for**
- 12: Compute Fisher $F_t \leftarrow \hat{F}(D_t)$; Store $\tilde{g}_i \leftarrow F_t g_i$; Update $\tilde{G} \leftarrow [\tilde{G}, \tilde{g}_{k(t-1)+1}, \dots, \tilde{g}_{kt}]$
- 13: **end for**

4.2. Regularization

In practice, the Fisher information and gradient matrices may not be well-conditioned; consequently, the updates can become numerically unstable when taking the matrix pseudo-inverse. In practice, we find that a regularization parameter λ is needed to stabilize the matrix inversion when $G^\top F_{\text{old}} F_{\text{new}}^{-1} F_{\text{old}} G$ is ill-conditioned. Note that we apply the regularizer twice, once to invert $(F_{\text{new}}$ and once to invert A

(see Algorithm 1). Although this causes the Fisher information to deviate further from its true value, our results show that FOPNG is still effective at reducing forgetting.

4.3. Gradient Storage

FOPNG requires storing gradients from previous tasks to enforce Fisher-orthogonality constraints. We maintain a buffer that stores a set number of gradients per task. Specifically, after completing training on task t , we compute and store the gradient $g_t = \nabla_{\theta} L_t(\theta_t^*)$ evaluated at the final parameters θ_t^* for that task. Following the methodology of Farajtabar (2020), we use the gradient coming from the single logit corresponding to the ground-truth label. For a data point x coming from the k -th class ($y_k = 1$), we aim to keep only $\nabla_{\theta} L_{t,k}(\theta_t^*)$ invariant.

In practice, we found that storing 80 gradients per task was sufficient and use this for our experiments. Farajtabar (2020) show that larger buffer sizes lead to small gains in accuracy, which is also consistent with our results.

4.4. Fisher Information Estimation

Computing the exact Fisher information matrix $F(\theta) \in \mathbb{R}^{p \times p}$ is intractable for modern neural networks with millions of parameters. We employ the diagonal Fisher approximation reducing storage from $O(p^2)$ to $O(p)$. This is computed as

$$\hat{F}_{\text{diag}}(\theta) = \frac{1}{|\mathcal{D}|} \sum_{(x,y) \in \mathcal{D}} [\nabla_{\theta} \log p_{\theta}(y|x)]^2, \quad (23)$$

where the square is applied element-wise.

For FOPNG-PreFisher, an alternative is to use the empirical Fisher when multiplying the task gradients by F_i after training on task i ; since this is a one-time cost it is still computationally feasible.

Empirically, we found no benefit from using the empirical Fisher for FOPNG-PreFisher thus we use the diagonal Fisher for all experiments unless specified otherwise.

For most machine learning tasks, the dataset may be too large to compute the entire Fisher matrix over. In practice, we only use a fixed-size random batch of the data every time the Fisher information is computed. Section 5.3 provides ablations showing the effect of varying this batch size.

5. Experimental Results

5.1. Experimental Design

Datasets. We evaluate on standard continual learning benchmarks based on the MNIST (LeCun, 1998) and CIFAR (Krizhevsky & Hinton, 2009) datasets chosen to test different aspects of the method:

- **Permuted-MNIST** (Kirkpatrick, 2017) (5 tasks): Each task applies a fixed random permutation to the images.
- **Split-MNIST** (van de Ven & Tolias, 2019) (5 tasks): Each task contains 2 digit classes. We train on digits 0, 1 first, then 2, 3, and so on with the last task being digits 8, 9. Note that this is *not* the multi-head form seen in some work, but rather uses a standard 10-output prediction head.
- **Rotated-MNIST** (5 tasks): Each task rotates the images by a fixed rotation (0, 10, 20, 30, 40 degrees for tasks 1 through 5 respectively).
- **Split-CIFAR10** (Zenke et al., 2017) (5 tasks): Each task contains 2 image classes. We train on classes 1, 2 first, then 3, 4, and so on. Note that this does use a multi-head architecture similar to prior work.
- **Split-CIFAR100** (Zenke et al., 2017) (10 tasks): Each task contains 10 image classes. We train on classes 1-10 first, then 11-20, and so on. This also uses a multi-head architecture.

Model Architectures and Training Setup. We implement FOPNG in PyTorch. For MNIST-based benchmarks we use a simple MLP with 2 hidden layers of 100 units each, following Farajtabar (2020). Every layer except the final one uses ReLU activations and the loss is softmax cross-entropy. For CIFAR-based benchmarks we use a CNN with 4 convolutional layers (two blocks of Conv-ReLU-Conv-ReLU-MaxPool, $3 \rightarrow 32 \rightarrow 64$ channels) followed by 2 fully-connected layers ($4096 \rightarrow 256 \rightarrow 256$) with ReLU and dropout (0.5) similar to that used by Gupta (2018). Each task has a separate output head ($256 \rightarrow 2$). All layers except the output use ReLU activations and the loss is softmax cross-entropy. Across all benchmarks we train each task for a fixed number of epochs with the same batch size of 10 to enable direct comparisons across methods.

First Task Training. To establish a consistent, strong baseline on the first task (for which there is no previous task to "forget"), we train using standard optimizers without continual learning constraints. For all methods, we use SGD on the first task with the same learning rate as the optimizer. All methods then switch to their respective continual learning optimizers starting from task 2. For Split-CIFAR10, all optimizers use SGD with a learning rate of $1e-3$ on the first task to establish a consistent baseline on this more challenging dataset. For Split-CIFAR100, all optimizers use SGD with a learning rate of $1e-2$ on the first task.

Hyperparameter Selection For all optimizers we conducting a learning rate sweep from $1e-5$ to $1e-1$. For EWC, FOPNG, and FOPNG-PreFisher, we also swept their

respective λ hyper-parameters; hyper-parameters were chosen to maximize final average accuracy across all tasks on a validation set. A more detailed description of what hyper-parameters were used for each experiment is given in Appendix B for reproducibility.

Evaluation Following the methodology of Chaudhry (2019a), we use the average accuracy on all trained tasks as our evaluation metric. In particular, the average accuracy after training on task k is

$$A_k = \frac{1}{k} \sum_{i=1}^k a_{i,k}$$

where $a_{i,k}$ is the test-set accuracy on task i after training on task k .

5.2. Experimental Results

Figure 1 shows that FOPNG and FOPNG-PreFisher outperform all other optimizers on Rotated-MNIST, Split-MNIST, and Split-CIFAR10; with the exception that EWC performs comparably on Rotated-MNIST. We note that FOPNG performs poorly on Permuted-MNIST, possibly due to the benchmark creating highly out-of-distribution tasks in sequence (Farquhar & Gal, 2018). This suggests that FOPNG performs especially well on practical continual learning tasks where consecutive tasks are likely to have some distributional similarity. Importantly, we see that FOPNG outperforms OGD on all benchmarks (except Permuted-MNIST) by a significant margin, demonstrating that projections in Fisher space can preserve more information than Euclidean projections. Interestingly, EWC does very well on Split-CIFAR100, however, FOPNG still manages to outperform all other optimizers.

Another interesting point to note is that FOPNG and FOPNG-PreFisher exhibit very similar performance on all tasks. We also see that FNG performs poorly on most benchmarks, demonstrating that the Fisher-orthogonal projections are necessary for reducing forgetting.

5.3. Ablation Studies

We conduct ablation studies on FOPNG’s key hyperparameters: the regularization parameter λ and the new Fisher weighting α in Appendix C.

Figure 3 shows that FOPNG performance is largely stable across a wide range of λ values, with $\lambda \in [10^{-4}, 10^{-3}]$ being consistently good for all tasks. Very small values can lead to numerical instability while very large values begin to artificially perturb the Fisher geometry significantly. Figure 4 shows that FOPNG is remarkably robust to the choice of α ; this parameter effectively does not require tuning so we recommend 0.5 as a safe value to use. This stability is one

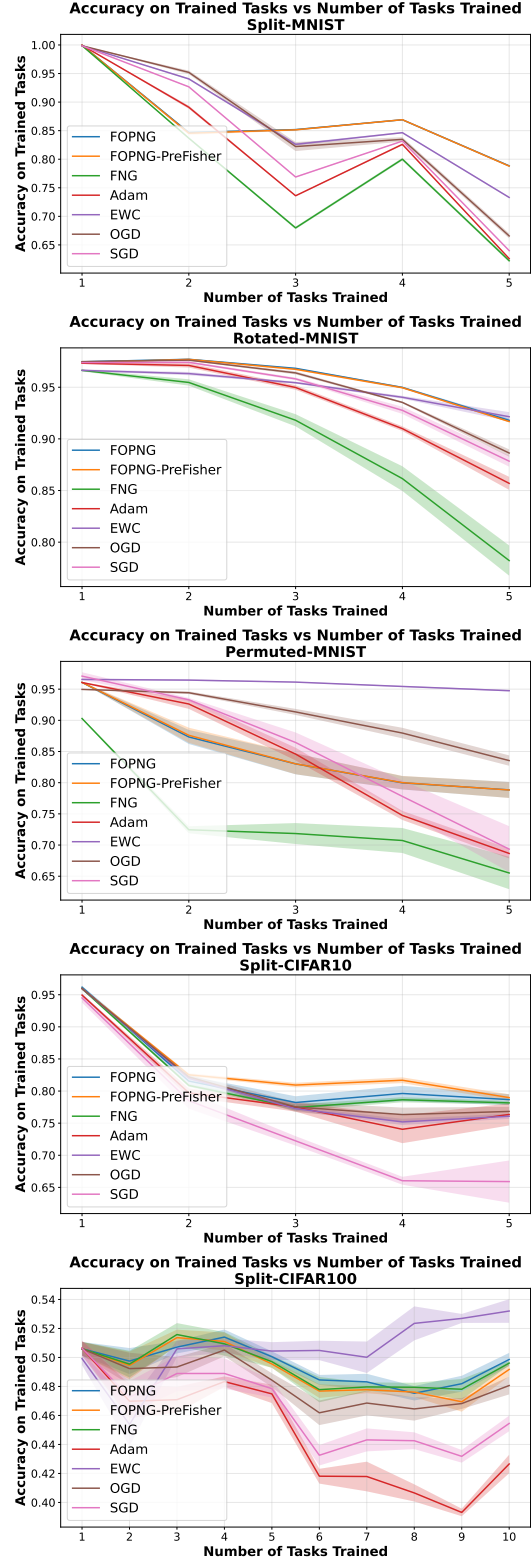


Figure 1. Comparisons across benchmarks. Shaded regions demonstrate 68% confidence intervals across 5 independent training runs.

key advantage of our method; unlike EWC, performance is much less sensitive to hyperparameter choice in FOPNG.

We also study the effect of changing the batch size used to compute the Fisher in FOPNG. Figure 2 shows that there is a marginal gain in using batch sizes over 16. Remarkably, we find that even using just one random sample to estimate the Fisher information yields reasonable performance on average, just with higher variance. [van de Ven \(2025\)](#) shows that EWC requires large batch sizes for Fisher estimation to maintain performance; in contrast, FOPNG is significantly more stable and performs well for extremely small batch sizes demonstrating another strength of our method.

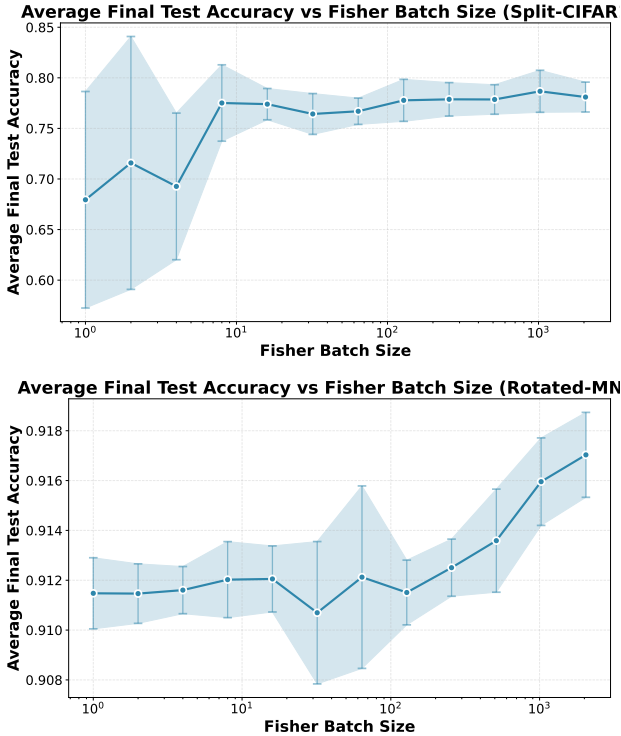


Figure 2. In general, larger batch sizes increase performance and reduce variance. Shaded regions show 95% confidence intervals across 5 independent runs.

5.4. Limitations

We discuss the scope and limitations of FOPNG. Our current implementation assumes access to task-level gradients, which may limit applicability in settings with restricted memory or compute budgets. Additionally, one limitation of FOPNG is that training time scales with the number of continual tasks, making it less efficient for very long task sequences. In general, we find that on the datasets above, FOPNG requires around 40% to 80% more wall-clock time than EWC and OGD depending on the dataset. However, we believe that scalable implementations of FOPNG can significantly decrease this wall-clock time in a few ways:

- **Hyperparameter Stability:** In general, FOPNG can achieve similar performance for a wider range of hyperparameters reducing the number of required hyperparameter sweeps.
- **Software Optimizations:** Our implementation is not optimized; FOPNG could potentially be implemented as a GPU kernel providing significant speedups.
- **Framework Improvements:** Estimating the Fisher requires computing per-sample gradients which is not efficiently supported by PyTorch (which we use); practical implementations can parallelize this much more efficiently.

Additionally, future work may improve on FOPNG to find ways to reduce the size of the gradient buffer or approximate it with a constant amount of space via low-rank approximations or other compression methods.

6. Conclusion

We have presented a geometrically principled optimizer for continual learning that enforces Fisher-orthogonality to previous task gradients while taking minimal Fisher-norm steps. The resulting direction is invariant under reparameterization, guarantees descent in the Fisher metric, and reduces changes in prior task outputs after training on new tasks. This approach unifies orthogonal and natural gradient methods within the Fisher-Riemannian geometry, providing a principled solution to the stability-plasticity dilemma in continual learning. We view our work as a mix of theoretical and empirical contributions that future work may build upon to create more salient deep learning optimizers. Notably, a key takeaway of our work is demonstrating that orthogonal projections in Fisher-space are beneficial for reducing catastrophic forgetting.

7. Impact Statement

This paper presents work whose goal is to advance the field of machine learning. One potential impact of FOPNG is that it is specifically designed for scenarios where access to past training data is restricted. This is critical for applications where data security is paramount—such as healthcare or personalized edge computing—where models must learn from sensitive user data without needing to store or re-access it over time. We do not anticipate any significant negative societal impacts unique to this work, as it is a fundamental algorithmic improvement for training neural networks. However, like all advances in machine learning, its ultimate impact will depend on the specific applications for which these more capable continual learning systems are utilized.

References

- Aljundi, R. e. a. Memory aware synapses: Learning what (not) to forget. In *ECCV*, pp. 139–154, 2018.
- Amari, S.-i. Natural gradient works efficiently in learning. *Neural computation*, 10(2):251–276, 1998.
- Chaudhry, A. e. a. Efficient lifelong learning with a-gem. In *ICLR*, 2019a.
- Chaudhry, A. e. a. On tiny episodic memories in continual learning. In *ICML*, 2019b.
- Farajtabar, M. e. a. Orthogonal gradient descent for continual learning. In *AISTATS*, pp. 3762–3773, 2020.
- Farquhar, S. and Gal, Y. Towards robust evaluations of continual learning, 2018. URL <https://arxiv.org/abs/1805.09733>.
- Grosse, R. and Martens, J. A kronecker-factored approximate fisher matrix for convolution layers. In *ICML*, pp. 573–582, 2016.
- Gupta, V. e. a. Shampoo: Preconditioned stochastic tensor optimization. In *ICML*, pp. 1842–1850, 2018.
- Kirkpatrick, J. e. a. Overcoming catastrophic forgetting in neural networks. *PNAS*, 114(13):3521–3526, 2017.
- Krizhevsky, A. and Hinton, G. Learning multiple layers of features from tiny images. Technical report, 2009.
- Kruengkrai, C. and Yamagishi, J. Mitigating the diminishing effect of elastic weight consolidation. In Calzolari, N., Huang, C.-R., Kim, H., Pustejovsky, J., Wanner, L., Choi, K.-S., Ryu, P.-M., Chen, H.-H., Donatelli, L., Ji, H., Kurohashi, S., Paggio, P., Xue, N., Kim, S., Hahm, Y., He, Z., Lee, T. K., Santus, E., Bond, F., and Na, S.-H. (eds.), *Proceedings of the 29th International Conference on Computational Linguistics*, pp. 4568–4574, Gyeongju, Republic of Korea, October 2022. International Committee on Computational Linguistics. URL <https://aclanthology.org/2022.coling-1.403/>.
- Kunstner, F., Hennig, P., and Balles, L. Limitations of the empirical fisher approximation for natural gradient descent. *NeurIPS*, 32, 2019.
- Laurent, C. e. a. An evaluation of fisher approximations beyond kronecker factorization. *ICLR Workshop*, 2018.
- LeCun, Y. The MNIST database of handwritten digits. <http://yann.lecun.com/exdb/mnist/>, 1998.
- Lopez-Paz, D. and Ranzato, M. Gradient episodic memory for continual learning. In *NeurIPS*, volume 30, 2017.
- Lu, Y. and Armour, W. Fisher-orthogonal projection methods for natural gradient descent with large batches, 2025. URL <https://arxiv.org/abs/2508.13898>.
- Martens, J. and Grosse, R. Optimizing neural networks with kronecker-factored approximate curvature. In *ICML*, pp. 2408–2417, 2015.
- McCloskey, M. and Cohen, N. J. Catastrophic interference in connectionist networks: The sequential learning problem. *Psychology of learning and motivation*, 24:109–165, 1989.
- van de Ven, G. M. On the computation of the fisher information in continual learning, 2025. URL <https://arxiv.org/abs/2502.11756>.
- van de Ven, G. M. and Tolias, A. S. Three scenarios for continual learning, 2019. URL <https://arxiv.org/abs/1904.07734>.
- Yadav, Y., Mendoza, P., and Korrapati, J. Ong: Orthogonal natural gradient descent, 2025. URL <https://arxiv.org/abs/2508.17169>.
- Zenke, F., Poole, B., and Ganguli, S. Continual learning through synaptic intelligence. In *Proceedings of the 34th International Conference on Machine Learning, ICML’17*, 2017.
- Zenke, F. e. a. Continual learning through synaptic intelligence. In *ICML*, pp. 3987–3995, 2017.

A. Theoretical Derivations

This appendix contains the complete proofs of all theorems presented in the main text.

A.1. Proof of Theorem 2.1: Reparameterization Invariance

Proof. The Fisher information in the ϕ -coordinates is

$$F_\phi(\phi) = \mathbb{E} [(\nabla_\phi \log p_\phi(y|x))(\nabla_\phi \log p_\phi(y|x))^\top]. \quad (24)$$

Under reparameterization, gradients transform as $\nabla_\phi = J^{-\top} \nabla_\theta$, so

$$\begin{aligned} F_\phi &= \mathbb{E} [(J^{-\top} \nabla_\theta \log p_\theta)(J^{-\top} \nabla_\theta \log p_\theta)^\top] \\ &= J^{-\top} F_\theta J^{-1}. \end{aligned} \quad (25)$$

Now, for any tangent vector $\delta\theta$, letting $\delta\phi = J\delta\theta$,

$$\begin{aligned} \|\delta\phi\|_{F_\phi}^2 &= \delta\phi^\top F_\phi \delta\phi \\ &= (J\delta\theta)^\top (J^{-\top} F_\theta J^{-1}) (J\delta\theta) \\ &= \delta\theta^\top F_\theta \delta\theta \\ &= \|\delta\theta\|_{F_\theta}^2. \end{aligned} \quad (26)$$

□

A.2. Proof of Theorem 2.2: KL Divergence

Approximation

Proof. Taylor expand the log-likelihood:

$$\begin{aligned} \log p_{\theta+v}(y|x) &= \log p_{\theta}(y|x) + (\nabla_{\theta} \log p_{\theta})^{\top} v \\ &\quad + \frac{1}{2} v^{\top} H_{\theta} v + o(\|v\|^2), \end{aligned} \quad (27)$$

where H_{θ} is the Hessian of $\log p_{\theta}$. The KL divergence is

$$\begin{aligned} \text{KL}(p_{\theta} \| p_{\theta+v}) &= \mathbb{E}_{p_{\theta}} [\log p_{\theta} - \log p_{\theta+v}] \\ &= -\mathbb{E}_{p_{\theta}} \left[(\nabla_{\theta} \log p_{\theta})^{\top} v + \frac{1}{2} v^{\top} H_{\theta} v \right] \\ &\quad + o(\|v\|^2). \end{aligned} \quad (28)$$

Standard identities give $\mathbb{E}_{p_{\theta}} [\nabla_{\theta} \log p_{\theta}] = 0$ and $\mathbb{E}_{p_{\theta}} [-H_{\theta}] = F_{\theta}$, yielding

$$\text{KL}(p_{\theta} \| p_{\theta+v}) = \frac{1}{2} v^{\top} F_{\theta} v + o(\|v\|^2). \quad (29)$$

□

A.3. Proof of Theorem 3.2: FOPNG Update

Proof. Form the Lagrangian with multipliers $\mu \geq 0$ and $\nu \in \mathbb{R}^m$:

$$\begin{aligned} \mathcal{L}(v, \mu, \nu) &= -g^{\top} v + \frac{\mu}{2} (v^{\top} F_{\text{new}} v - \epsilon^2) \\ &\quad + \nu^{\top} (G^{\top} F_{\text{old}} v). \end{aligned} \quad (30)$$

The first-order condition $\nabla_v \mathcal{L} = 0$ gives:

$$\begin{aligned} -g + \mu F_{\text{new}} v + F_{\text{old}} G \nu &= 0 \\ \implies v &= \frac{1}{\mu} (F_{\text{new}}^{-1} g - F_{\text{new}}^{-1} F_{\text{old}} G \nu). \end{aligned} \quad (31)$$

Apply the constraint $G^{\top} F_{\text{old}} v = 0$:

$$\begin{aligned} G^{\top} F_{\text{old}} F_{\text{new}}^{-1} g \\ = G^{\top} F_{\text{old}} F_{\text{new}}^{-1} F_{\text{old}} G \nu. \end{aligned} \quad (32)$$

Solve for ν :

$$\begin{aligned} \nu &= (G^{\top} F_{\text{old}} F_{\text{new}}^{-1} F_{\text{old}} G)^{-1} \\ &\quad \times G^{\top} F_{\text{old}} F_{\text{new}}^{-1} g. \end{aligned} \quad (33)$$

Let $M = F_{\text{new}}^{-\frac{1}{2}} F_{\text{old}} G$. Define

$$P = I - M(M^{\top} M)^{-1} M^{\top}. \quad (34)$$

Then:

$$v = \frac{1}{\mu} F_{\text{new}}^{-\frac{1}{2}} P F_{\text{new}}^{-\frac{1}{2}} g. \quad (35)$$

Enforce $v^{\top} F_{\text{new}} v = \epsilon^2$:

$$\begin{aligned} \frac{1}{\mu^2} g^{\top} F_{\text{new}}^{-\frac{1}{2}} P^{\top} F_{\text{new}}^{-\frac{1}{2}} F_{\text{new}} F_{\text{new}}^{-\frac{1}{2}} P F_{\text{new}}^{-\frac{1}{2}} g &= \epsilon^2 \\ \implies \mu &= \frac{\sqrt{g^{\top} F_{\text{new}}^{-\frac{1}{2}} P^{\top} P F_{\text{new}}^{-\frac{1}{2}} g}}{\epsilon}. \end{aligned} \quad (36)$$

The solution is:

$$v^* = \epsilon \frac{F_{\text{new}}^{-\frac{1}{2}} P F_{\text{new}}^{-\frac{1}{2}} g}{\sqrt{g^{\top} F_{\text{new}}^{-\frac{1}{2}} P^{\top} P F_{\text{new}}^{-\frac{1}{2}} g}}. \quad (37)$$

□

A.4. Proof of Theorem 3.3: Descent Direction

Proof. We have $v^* = c F_{\text{new}}^{-\frac{1}{2}} P F_{\text{new}}^{-\frac{1}{2}} g$ for positive scalar $c = \epsilon / \sqrt{g^{\top} P^{\top} F_{\text{new}}^{-1} P g}$. Under the transformation $w = F_{\text{new}}^{-\frac{1}{2}} g$ this becomes

$$g^{\top} v^* = c(w^{\top} w - w^{\top} M (M^{\top} M)^{-1} M^{\top} w) \quad (38)$$

We can recognize the second term as a projection of w under matrix M , hence $w^{\top} w \geq w^{\top} M (M^{\top} M)^{-1} M^{\top} w$. Therefore we have $g^{\top} v^* \geq 0$. □

A.5. Proof of Theorem 3.4: Fisher Natural Gradient

Proof. Consider the Lagrangian

$$\begin{aligned} \mathcal{L}(v, \lambda) &= g^{\top} v \\ &\quad - \mu (v^{\top} F_{\text{new}} v - \epsilon^2), \quad \lambda \geq 0. \end{aligned} \quad (39)$$

Taking the derivative with respect to v and setting it to zero gives

$$\begin{aligned} \nabla_v \mathcal{L} &= g - 2\mu F_{\text{new}} v = 0 \\ \implies v &= \frac{1}{2\mu} F_{\text{new}}^{-1} g. \end{aligned} \quad (40)$$

At the optimum the constraint is active, so

$$v^{\top} F_{\text{new}} v = \left(\frac{1}{2\mu} \right)^2 g^{\top} F_{\text{new}}^{-1} g = \epsilon^2. \quad (41)$$

Solving for $(2\mu)^{-1}$ yields

$$\frac{1}{2\mu} = \frac{\epsilon}{\sqrt{g^{\top} F_{\text{new}}^{-1} g}}. \quad (42)$$

Substituting this expression back into v gives the optimal solution

$$v_{\text{FNG}} = \epsilon \frac{F_{\text{new}}^{-1} g}{\sqrt{g^{\top} F_{\text{new}}^{-1} g}}. \quad (43)$$

□

B. Hyperparameter Values

We list the hyperparameters used in our experiments for reproducibility in Table 1. We performed a comprehensive sweep over all hyperparameters. For each task, we selected the hyperparameter configuration that yielded the highest final task accuracy on a validation set; however, for MNIST-based tasks we filtered out low learning rate runs that may yield high final task accuracy by not learning anything at all (these are also high variance and not representative of any meaningful learning). Hence, we only considered runs that achieved at least 90% accuracy on the first task when trained on it.

For the learning rate, we swept over $[1e-5, 5e-5, 1e-4, 5e-4, 1e-3, 5e-3, 1e-2, 5e-2, 1e-1]$. For EWC, the λ regularization coefficient was swept over $[10, 50, 100, 400]$. For FOPNG, FNG, FOPNG-PreFisher, the λ regularization coefficient was swept over $[1e-4, 5e-4, 1e-3, 1e-2]$ after choosing the optimal learning rate while using $\lambda = 1e-3$; it is possible that a more thorough sweep over FOPNG’s hyper-parameters could yield slightly higher performance. Section C shows that performance is extremely stable for different FOPNG α values, so we fix $\alpha = 0.5$ for all experiments.

C. Continued Ablation Studies

We conduct ablation studies on FOPNG’s two key hyperparameters: the regularization parameter λ and the new Fisher weighting α . We use the best hyperparameter settings from Table 1 for our runs.

C.1. Regularization Parameter λ

We conduct a sweep of λ over $[1e-5, 3e-5, 5e-5, 7e-5, 1e-4, 3e-4, 5e-4, 7e-4, 1e-3, 3e-3, 5e-3, 7e-3, 1e-2]$ and measure the final task accuracy for each task on Split-MNIST and Rotated-MNIST, keeping all other parameters fixed.

Figure 3 shows that FOPNG performance is largely stable across a wide range of λ values. In general we have found that $\lambda \in [10^{-4}, 10^{-3}]$ is consistently good for all tasks. Very small values can lead to numerical instability when the Fisher matrix is ill-conditioned, while very large values begin to perturb the Fisher geometry significantly, reducing the method’s effectiveness. This stability is one key advantage of our method; unlike EWC, the additional hyperparameters introduced by FOPNG effectively require no extra tuning.

C.2. New Fisher Weighting α

We conduct a sweep of α over $[0.2, 0.3, 0.4, 0.5, 0.6, 0.7, 0.8, 0.9]$ and measure the final task accuracy for each task on Split-MNIST and Rotated-MNIST, keeping all other parameters fixed. Figure 4 demonstrates that FOPNG is

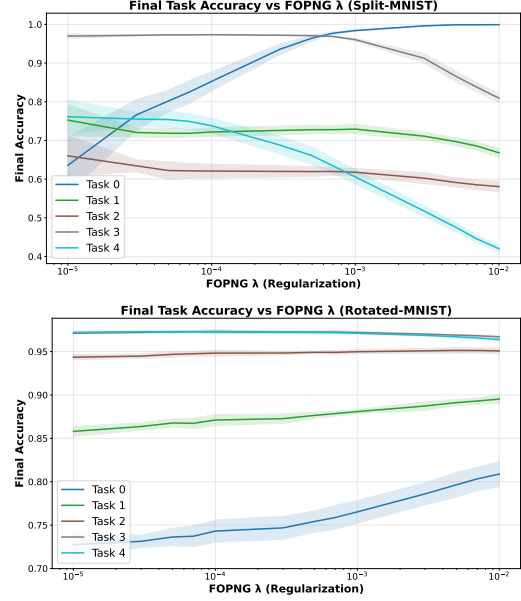
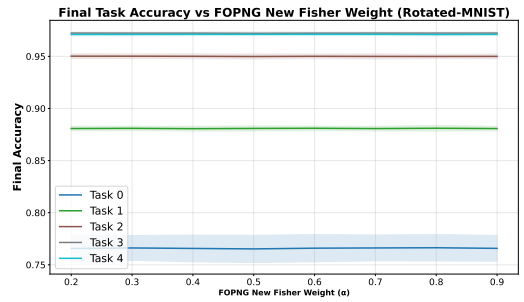
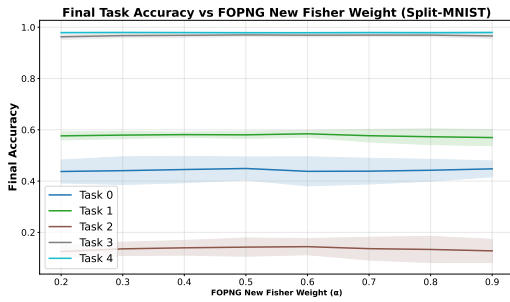


Figure 3. Performance is generally stable in intermediate ranges of λ . Shaded regions show 95% confidence intervals across 5 independent runs.

remarkably robust to the choice of α . While we do not have a concrete explanation for this, one possible explanation is that the change in Fisher information between tasks is not significant enough to offset the information loss from exponential averaging.

Table 1. Hyperparameters used for each method across different tasks.

Hyperparameter	Adam	SGD	EWC	FNG	OGD	FOPNG	FOPNG-PreFisher
<i>Permuted-MNIST</i>							
Learning rate (η)	1e-4	5e-3	1e-2	1e-3	5e-3	1e-4	1e-4
Grads per task	—	—	—	—	80	80	80
Batch size	10	10	10	10	10	10	10
λ	—	—	10	1e-3	—	1e-2	1e-3
α	—	—	—	—	—	0.5	—
Max directions	—	—	—	—	400	400	400
Fisher batch size	—	—	full	full	—	full	full
# epochs/task	5	5	5	5	5	5	5
<i>Split-MNIST</i>							
Learning rate (η)	1e-5	5e-4	5e-4	1e-3	5e-4	1e-5	1e-5
Grads per task	—	—	—	—	80	80	80
Batch size	10	10	10	10	10	10	10
λ	—	—	400	1e-3	—	5e-4	5e-4
α	—	—	—	—	—	0.5	—
Max directions	—	—	—	—	400	400	400
Fisher batch size	—	—	full	full	—	full	full
# epochs/task	5	5	5	5	5	5	5
<i>Rotated-MNIST</i>							
Learning rate (η)	1e-4	1e-1	5e-4	5e-4	5e-4	5e-4	1e-3
Grads per task	—	—	—	—	80	80	80
Batch size	10	10	10	10	10	10	10
λ	—	—	10	1e-3	—	1e-2	1e-2
α	—	—	—	—	—	0.5	—
Max directions	—	—	—	—	400	400	400
Fisher batch size	—	—	full	full	—	full	full
# epochs/task	5	5	5	5	5	5	5
<i>Split-CIFAR10</i>							
Learning rate (η)	1e-3	5e-2	1e-2	1e-2	5e-2	1e-3	1e-3
Grads per task	—	—	—	—	80	80	80
Batch size	10	10	10	10	10	10	10
λ	—	—	50	1e-3	—	1e-3	1e-3
α	—	—	—	—	—	0.5	—
Max directions	—	—	—	—	400	400	400
Fisher batch size	—	—	1024	1024	—	1024	1024
# epochs/task	5	5	5	5	5	5	5
<i>Split-CIFAR100</i>							
Learning rate (η)	1e-4	5e-3	1e-2	5e-3	1e-2	5e-3	5e-3
Grads per task	—	—	—	—	80	80	80
Batch size	10	10	10	10	10	10	10
λ	—	—	50	1e-3	—	1e-3	1e-3
α	—	—	—	—	—	0.5	—
Max directions	—	—	—	—	800	800	800
Fisher batch size	—	—	full	1024	—	1024	1024
# epochs/task	10	10	10	10	10	10	10


 Figure 4. Performance is extremely stable across all values of α . Shaded regions show 95% confidence intervals across 5 independent runs