

Semi-supervised Instruction Tuning for Large Language Models on Text-Attributed Graphs

Zixing Song
zixing.song@bristol.ac.uk
University of Bristol
Bristol, United Kingdom

Irwin King
king@cse.cuhk.edu.hk
The Chinese University of Hong Kong
New Territories, Hong Kong SAR

Abstract

The emergent reasoning capabilities of Large Language Models (LLMs) offer a transformative paradigm for analyzing text-attributed graphs—the fundamental data structures underpinning social networks and digital communities. However, deploying LLMs for social good applications, such as detecting misinformation or moderating toxic communities, is frequently hindered by the scarcity of high-quality annotations. While instruction tuning is the prevailing method for adapting pre-trained LLMs to graph learning tasks like node classification, it requires a substantial volume of annotated (INSTRUCTION, OUTPUT) pairs deriving from labeled nodes. This requirement is particularly prohibitive in the social domain, where obtaining expert labels for sensitive or evolving content is costly and slow. Furthermore, standard graph instruction tuning fails to exploit the vast amount of unlabeled nodes, which contain latent correlations due to edge connections that are beneficial for downstream predictions. To bridge this gap, we propose a novel *Semi-supervised Instruction Tuning pipeline for Graph Learning*, named *SIT-Graph*. Notably, SIT-Graph is model-agnostic and can be seamlessly integrated into any graph instruction tuning method that utilizes LLMs as the predictor. SIT-Graph operates via an iterative self-training process. Initially, the model is fine-tuned using instruction pairs constructed solely from the labeled nodes. Then it generates confidence-filtered pseudo-responses for unlabeled nodes to strategically augment the dataset for the next round of fine-tuning. Finally, this iterative refinement progressively aligns the LLM with the underlying node correlations. Extensive experiments demonstrate that when incorporated into state-of-the-art graph instruction tuning methods, SIT-Graph significantly enhances their performance on text-attributed graph benchmarks, achieving over 20% improvement under the low label ratio settings.

CCS Concepts

• **Information systems** → **Web mining**; **Language models**; • **Theory of computation** → **Graph algorithms analysis**.

Keywords

Instruction Tuning, Semi-supervised Learning, Graph Learning

Permission to make digital or hard copies of all or part of this work for personal or classroom use is granted without fee provided that copies are not made or distributed for profit or commercial advantage and that copies bear this notice and the full citation on the first page. Copyrights for components of this work owned by others than the author(s) must be honored. Abstracting with credit is permitted. To copy otherwise, or republish, to post on servers or to redistribute to lists, requires prior specific permission and/or a fee. Request permissions from permissions@acm.org.

Conference acronym 'XX, Woodstock, NY

© 2018 Copyright held by the owner/author(s). Publication rights licensed to ACM.

ACM ISBN 978-1-4503-XXXX-X/2018/06

<https://doi.org/XXXXXXX.XXXXXXX>

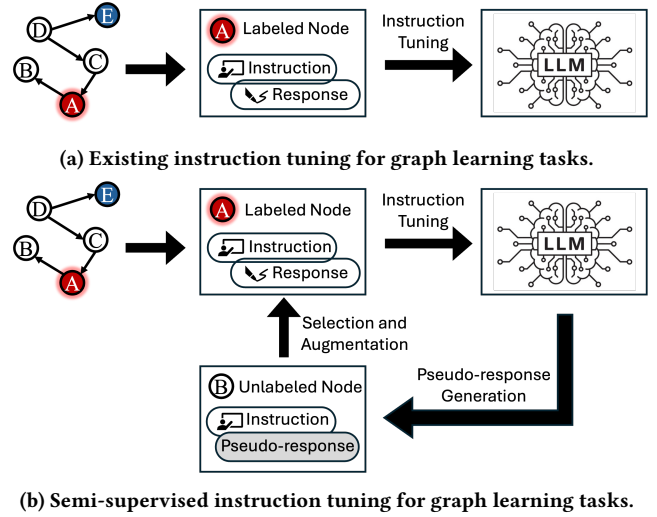


Figure 1: Comparison of existing IT methods (a) and ours (b).

ACM Reference Format:

Zixing Song and Irwin King. 2018. Semi-supervised Instruction Tuning for Large Language Models on Text-Attributed Graphs. In *Proceedings of conference title (Conference acronym 'XX)*. ACM, New York, NY, USA, 5 pages. <https://doi.org/XXXXXXX.XXXXXXX>

1 Introduction

Modern digital ecosystems, from the World Wide Web to complex social networks, are intrinsically modeled as text-attributed graphs [15]. In this multimodal data structure, nodes encompass rich semantic content (e.g., a web page's text or a user's post) while the edges define the topological context (e.g., hyperlinks or social follows). This dual data modality presents a unique challenge for automated content analysis: effective reasoning requires the simultaneous processing of textual semantics and structural information.

For instance, in phishing website classification [5], a malicious webpage may perfectly mimic the textual content of a legitimate banking site, easily deceiving a text-only classifier. However, its structural context—such as a lack of inbound links from trusted domains or isolation from the dense core of the web graph—often reveals its true fraudulent nature. Thus, for social good applications on the World Wide Web, relying solely on text is insufficient, and the model must scrutinize the interplay between the textual content of the nodes and the structural connectivity in the graph.

This fundamental challenge—fusing node-level rich text with graph-level relational topology—has motivated the application of

Large Language Models (LLMs) to text-attributed graphs [3, 16]. A promising direction involves hybrid methods that employ Graph Neural Networks (GNNs) to explicitly encode the topological structure. The objective is to extract topological information into representations that LLMs can leverage, thereby enhancing the LLM’s powerful semantic reasoning with the GNN’s structural awareness.

Instruction tuning (IT) is the prevailing paradigm to adapt LLMs for graph learning tasks [10–12], such as node classification. This supervised fine-tuning (SFT) process aligns the LLM by fine-tuning it on a dataset of task-specific handcrafted (INSTRUCTION, OUTPUT) pairs [14]. Critically, current methods construct these handcrafted pairs exclusively from the labeled nodes (Figure 1a). This dependency creates a bottleneck, as the high cost of annotation on text-attributed graphs results in a severely limited number of labeled nodes, fundamentally constraining the adaptation.

This reliance on only labeled nodes ignores the rich structural correlations in unlabeled nodes. Nodes are connected and the neighbors of unlabeled nodes may offer predictive signals. For example, an unlabeled website heavily interlinked with a known phishing site is itself highly suspicious. This observation leads to the central question: *How can we conduct instruction tuning for LLMs on text-attributed graphs in a semi-supervised manner, effectively leveraging both limited labeled nodes and the vast unlabeled nodes?* (Figure 1b)

Designing a semi-supervised instruction tuning pipeline is non-trivial. First, classical semi-supervised learning (SSL) is designed for deterministic models [4], not generative LLMs that output free-form text. This necessitates a new pseudo-response framework integrating graph structural priors. Second, quantifying the confidence of a response is notoriously difficult [7]. A flawed metric risks catastrophic error propagation on graphs, as incorrect label prediction can be propagated via edge connections. Finally, the pipeline must ensure self-evolution [9] so that the LLM genuinely learns from the unlabeled nodes instead of amplifying its own biases.

To address these challenges, we are the first to propose a novel **Semi-supervised Instruction Tuning** pipeline for generative LLMs to solve **Graph** learning tasks (**SIT-Graph**). Our framework operates via an iterative self-training process. Initially, the model is fine-tuned using instruction pairs derived solely from the limited labeled nodes, learning to map the aligned graph tokens and text tokens to the target handcrafted response. Subsequently, the tuned model generates pseudo-responses for unlabeled nodes. To mitigate error propagation, we introduce a robust filtering mechanism to quantify the confidence of these pseudo-responses. Finally, only high-quality pseudo-responses are added to the instruction dataset for the next round of fine-tuning. This self-evolution refinement allows the model to progressively learn from unlabeled nodes, preventing the amplification of the bias in the pre-trained LLM.

In summary, our contributions are threefold.

- We propose SIT-Graph, a novel semi-supervised framework that is model-agnostic and seamlessly integrates into any LLM-based graph instruction tuning methods.
- We design an iterative self-training mechanism that leverages confidence-filtered pseudo-responses for unlabeled nodes to ensure model self-evolution.
- We demonstrate that SIT-Graph significantly improves standard supervised graph instruction tuning baselines.

2 Related Work

2.1 Graph Neural Networks

Graph Neural Networks (GNNs) have become a powerful tool for learning representations from text-attributed graphs [8, 15]. GNNs excel in capturing the intricate relationships within graph topology. GNNs learn node representations through repeated message propagation and aggregation operations. The learned node representations can be tailored for graph learning tasks like node classification.

2.2 Large Language Models for Graph Learning

Large Language Models (LLMs) for graph learning is an emerging area that primarily follows two paradigms for integrating GNNs and LLMs on text-attributed graphs. The first employs GNNs as the primary predictor [2], with LLM-enhanced features as input. However, these models typically lack generalizability across diverse datasets. The second leverages LLMs as the primary predictor [10, 11], adapting them via instruction tuning to achieve generalizability. The drawback is their reliance on a large, fully-annotated corpus of instruction-response pairs. In contrast, the proposed SIT-Graph addresses this bottleneck by introducing a novel semi-supervised instruction tuning pipeline.

3 Methodology

3.1 Problem Definition

Let $\mathcal{G} = (V, E, A, X, C)$ be a text-attributed graph. The set of N nodes is partitioned into labeled V_L and unlabeled V_U sets ($V = V_L \cup V_U$). The graph structure is represented by the adjacency matrix $A \in \mathbb{R}^{N \times N}$. Node attributes are provided as a feature matrix $X \in \mathbb{R}^{N \times F}$ (containing numerical/categorical features) and a collection of raw text documents $C = \{c_i\}_{i=1}^N$. Given the observed labels y_i for all $v_i \in V_L$, the objective is to predict the labels \tilde{y}_i for all nodes $v_i \in V_U$.

3.2 Instruction Tuning for Labeled Nodes

In this first step of the proposed SIT-Graph model (Figure 2), we conduct instruction tuning on labeled nodes $v_i \in V_L$ in the standard supervised fashion. The objective is to adapt the pre-trained LLM to capture both the node-level textual information and the graph-level topological structure from the given text-attributed graph.

To encode graph structure information into the LLMs, SIT-Graph generates specialized graph tokens, rather than using rule-based graph linearization methods (i.e., natural language prompts). This process begins by using a backbone GNN to extract node embeddings, $H = H^L$, via the following message-passing updates:

$$H^l = \sigma\left(\tilde{A}H^{l-1}\Theta_g\right), \quad 1 \leq l \leq L. \quad (1)$$

Here, $\sigma(\cdot)$ is the activation function. $\tilde{A} = A + I$ is the self-loop adjacency matrix. L is the total number of layers in the GNN and $H^0 = X$. Θ_g is the GNN model parameter.

To enhance the alignment between graph structure and textual information, we employ an alignment projector Θ_p , which can be as simple as a multilayer perceptron (MLP). This projector maps the GNN node representations H into a sequence of graph tokens. These graph tokens are designed to align within the LLM’s embedding space with the text tokens extracted from the node-level content C .

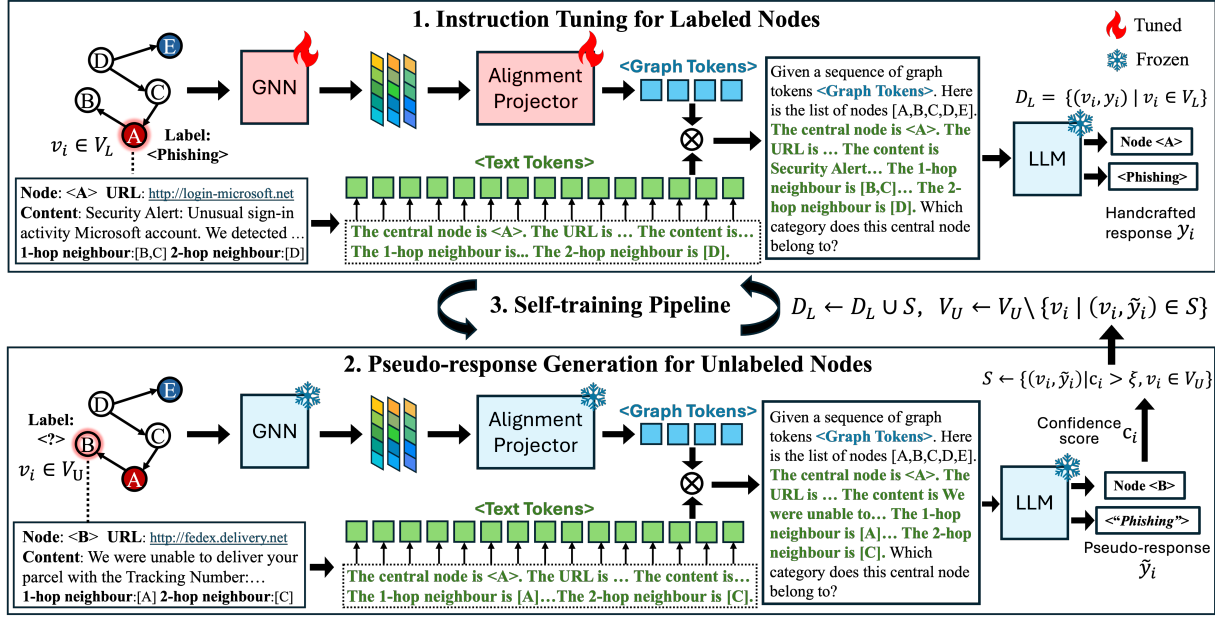


Figure 2: Semi-supervised instruction tuning pipeline for graph learning (SIT-Graph). First, it conducts instruction tuning, adapting a pre-trained LLM to map combined graph tokens and text tokens to the handcrafted response for labeled nodes (Sec. 3.2). Second, the tuned model generates pseudo-responses and confidence scores for unlabeled nodes (Sec. 3.3). Finally, high-quality pseudo-responses are added to the augmented dataset, and the model evolves in a self-training manner (Sec. 3.4).

The aligned graph tokens create a modified token sequence for the LLM, denoted as $\{\langle \text{graph_token} \rangle_1, \dots, \langle \text{graph_token} \rangle_N\}$, which corresponds to the number of N nodes in the graph.

For each labeled node $v_i \in V_L$, the final instruction input for the LLM is constructed by combining the graph tokens and its text tokens. The corresponding target response y_i is handcrafted from the ground-truth label. To optimize the tuning process efficiently, using the available labeled nodes, we fine-tune only the GNN and projector components while keeping the LLM parameters frozen.

3.3 Pseudo-response Generation for Unlabeled Nodes

After fine-tuning the SIT-Graph model with the labeled nodes, we utilize it to generate the pseudo-response for unlabeled nodes. These new (instruction, response) pairs are then used to augment the original labeled dataset, creating a new dataset for retraining the model. By fixing the parameters of the SIT-Graph model, we obtain the pseudo-response \tilde{y}_i as the prediction for each unlabeled node $v_i \in V_U$. However, a key challenge is that these pseudo-responses may contain noise or low-quality predictions, which could potentially misguide the retraining process.

To address this issue, we filter the generated pseudo-responses to select only high-quality input-output pairs for unlabeled nodes. We use the model’s confidence in its output \tilde{y}_i as our selection criterion. As the LLM generates the response token by token, we approximate this confidence-based entropy by calculating the per-token negative log-likelihood. For each unlabeled node $v_i \in V_U$, the

entropy $H(\tilde{y}_i)$ is computed on pseudo-response \tilde{y}_i as

$$H(\tilde{y}_i) = -\frac{1}{L_i} \sum_{k=1}^{L_i} \log P(\tilde{y}_i^k \mid v_i, \tilde{y}_i^{<k}), \quad (2)$$

where L_i is the length of the pseudo-response \tilde{y} generated by the SIT-Graph model, \tilde{y}_i^k is the k -th token in the response, and $\tilde{y}_i^{<k} = \{\tilde{y}_i^1, \tilde{y}_i^2, \dots, \tilde{y}_i^{k-1}\}$ are the preceding tokens. We obtain the output confidence

$$c_i = 1 - H(\tilde{y}_i). \quad (3)$$

We set a threshold ξ and select confident responses with the corresponding unlabeled nodes as the new dataset S for retraining.

$$S \leftarrow \{(v_i, \tilde{y}_i) \mid c_i > \xi, v_i \in V_U\}. \quad (4)$$

3.4 Self-training Pipeline

Finally, we combine the selected pseudo-response dataset S with the original input-output dataset (i.e., $D_L \leftarrow D_L \cup S$) and further perform the instruction tuning on this augmented dataset once again. This self-training process can be iterated for several rounds to progressively enhance the model’s adaptability for graph learning tasks. By leveraging both the high-quality pseudo-response for unlabeled nodes and the ground-truth handcrafted responses for labeled nodes, we significantly improve the label efficiency of the model. The complete self-training pipeline of the proposed SIT-Graph model is detailed in Algorithm 1. Notably, SIT-Graph is model-agnostic and can be seamlessly integrated into any graph instruction tuning methods that utilize LLMs as the predictor.

Algorithm 1 Self-Training Pipeline for SIT-Graph

Input: Initial SIT-Graph model with GNN Θ_g and Projector Θ_p ;
 Original labeled dataset $D_L = \{(v_i, y_i) | v_i \in V_L\}$; Unlabeled
 node set V_U ; Confidence threshold ξ ; Number of iterations T .

- 1: $S \leftarrow \emptyset$.
- 2: **for** $t = 1$ **to** T **and** $V_U \neq \emptyset$ **do**
- 3: Fine-tune Θ_g and Θ_p on D_L . ▷ Sec. 3.2
- 4: **for all** node $v_i \in V_U$ **do** ▷ Sec. 3.3
- 5: Generate pseudo-response \tilde{y}_i with Θ_g, Θ_p frozen.
- 6: Calculate confidence score c_i .
- 7: **end for**
- 8: $S \leftarrow \{(v_i, \tilde{y}_i) | c_i > \xi, v_i \in V_U\}$.
- 9: $D_L \leftarrow D_L \cup S, V_U \leftarrow V_U \setminus \{v_i | (v_i, \tilde{y}_i) \in S\}$.
- 10: **end for**
- 11: **return** The fine-tuned model with Θ_g and Θ_p .

Table 1: Relative performance improvement of graph instruction tuning baselines when integrated with SIT-Graph.

Model	Setting	Node Classification			Link Prediction	
		Cora	Wiki-CS	arxiv	Cora	Wiki-CS
GraphGPT [11]	Vanilla	23.25	6.30	21.45	64.23	67.32
	w/ SIT-Graph	37.42	9.88	34.15	84.91	86.45
	<i>Improvement</i>	(+61.0%)	(+56.8%)	(+59.2%)	(+32.2%)	(+28.4%)
InstructGraph [12]	Vanilla	89.33	76.46	81.50	89.89	94.72
	w/ SIT-Graph	90.15	85.88	88.74	90.34	95.88
	<i>Improvement</i>	(+0.9%)	(+12.3%)	(+8.9%)	(+0.5%)	(+1.2%)
LLaGA [1]	Vanilla	74.42	73.88	72.78	86.82	90.54
	w/ SIT-Graph	88.95	80.12	87.65	89.45	93.08
	<i>Improvement</i>	(+19.5%)	(+8.4%)	(+20.4%)	(+3.0%)	(+2.8%)
InstructGLM [13]	Vanilla	69.10	45.73	39.09	76.11	86.45
	w/ SIT-Graph	85.34	65.21	60.88	90.05	92.14
	<i>Improvement</i>	(+23.5%)	(+42.6%)	(+55.7%)	(+18.3%)	(+6.6%)
MuseGraph [10]	Vanilla	71.86	65.72	63.14	79.37	88.83
	w/ SIT-Graph	86.44	81.95	78.56	88.75	93.62
	<i>Improvement</i>	(+20.3%)	(+24.7%)	(+24.4%)	(+11.8%)	(+5.4%)
GraphCLIP [16]	Vanilla	67.31	70.19	65.85	83.15	92.67
	w/ SIT-Graph	84.15	85.06	82.91	90.22	94.85
	<i>Improvement</i>	(+25.0%)	(+21.2%)	(+25.9%)	(+8.5%)	(+2.4%)

4 Experiments

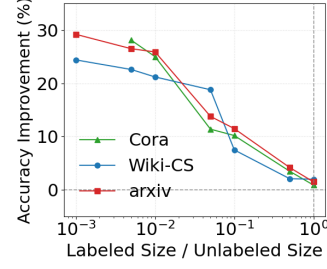
4.1 Setup

We evaluate Graph-SIT with three datasets: Cora, arxiv (two citation networks), and Wiki-CS (a web link graph). The statistics of the datasets and the default data splits can be found in [6].

For baselines, we choose several popular graph instruction tuning models, including GraphGPT [11], InstructGraph [12], LLaGA [1], InstructGLM [13], MuseGraph [10], and GraphCLIP [16], which all use the LLM as the final predictor to solve the graph learning tasks.

4.2 Main Results

As SIT-Graph is model-agnostic, it functions as a universal plug-and-play module capable of enhancing any existing graph instruction tuning method. To empirically validate this adaptability, we integrate SIT-Graph into six representative state-of-the-art baselines. We evaluate the performance gain across three benchmark datasets on both node classification and link prediction tasks. We fix the

**Figure 3: Impact of the labeled-to-unlabeled node ratio on accuracy improvement.****Table 2: Ablation study of the SIT-Graph model for node classification on Cora. AP stands for the alignment projector. CF stands for the confidence filter.**

Model Variant	Accuracy (%)
SIT-Graph	84.15
w/o GNN	77.04
w/o AP	72.69
w/o CF	80.23

ratio of labeled to unlabeled nodes at 1%. The results, summarized in Table 1, demonstrate that SIT-Graph consistently delivers substantial performance improvements across all baselines and tasks. This confirms that the inclusion of pseudo-response signals from unlabeled nodes provides a generalizable benefit that is not tied to a specific graph instruction tuning method.

4.3 Impact of Label Ratio

We further investigate the performance of SIT-Graph by varying the ratio of labeled to unlabeled nodes with the backbone fixed as GraphCLIP. Figure 3 demonstrates that the performance gain excels under severe low label ratio settings (under $\approx 10^{-2}$), achieving 20–30% improvement. As the labeled node set approaches the size of the unlabeled node set, the performance gap naturally narrows, validating SIT-Graph’s superior label efficiency in scenarios with minimal supervision.

4.4 Ablation Study

We examine the contribution of each component using the Cora dataset and the GraphCLIP as the backbone. In Table 2, the Alignment Projector proves most critical, followed by the GNN, confirming the need for aligned graph tokens. Additionally, robust filtering is vital to prevent noisy pseudo-labels from poisoning the self-training loop.

5 Conclusion

In this work, we presented SIT-GRAPH, a semi-supervised instruction tuning framework designed to overcome the critical bottleneck of label scarcity in analyzing text-attributed graphs. By effectively harnessing the multimodal synergy between node-level textual semantics and graph-level topology, our approach offers a robust solution for content analysis in data-sparse environments. This efficiency is potentially vital for social good applications—ranging from detecting emerging misinformation to monitoring community dynamics—where obtaining expert annotations is often resource-prohibitive. Ultimately, SIT-GRAPH paves the way for more accessible, scalable, and structure-aware LLM systems capable of effectively safeguarding the integrity of digital ecosystems.

References

- [1] Runjin Chen, Tong Zhao, Ajay Kumar Jaiswal, Neil Shah, and Zhangyang Wang. 2024. LLaGA: Large Language and Graph Assistant. In *ICML*. OpenReview.net.

- [2] Zhikai Chen, Haitao Mao, Hongzhi Wen, Haoyu Han, Wei Jin, Haiyang Zhang, Hui Liu, and Jiliang Tang. 2024. Label-free Node Classification on Graphs with Large Language Models (LLMs). In *ICLR*. OpenReview.net.
- [3] Yi Fang, Dongzhe Fan, Daochen Zha, and Qiaoyu Tan. 2024. GAUGLLM: Improving Graph Contrastive Learning for Text-Attributed Graphs with Large Language Models. In *KDD*. ACM, 747–758.
- [4] Thomas N. Kipf and Max Welling. 2017. Semi-Supervised Classification with Graph Convolutional Networks. In *ICLR (Poster)*. OpenReview.net.
- [5] Qiwei Lang, Jingbo Zhou, Haoyi Wang, Shiqi Lyu, and Rui Zhang. 2023. PLM-GNN: A Webpage Classification Method based on Joint Pre-trained Language Model and Graph Neural Network. *CoRR* abs/2305.05378 (2023).
- [6] Yuhua Li, Peisong Wang, Xiao Zhu, Aochuan Chen, Haiyun Jiang, Deng Cai, Wai Kin (Victor) Chan, and Jia Li. 2024. GLBench: A Comprehensive Benchmark for Graph with Large Language Models. In *NeurIPS*.
- [7] Junyu Luo, Xiao Luo, Xiusi Chen, Zhiping Xiao, Wei Ju, and Ming Zhang. 2025. Semi-supervised Fine-tuning for Large Language Models. In *NAACL (Findings)*. Association for Computational Linguistics, 2795–2808.
- [8] Zixing Song, Yifei Zhang, and Irwin King. 2023. No Change, No Gain: Empowering Graph Neural Networks with Expected Model Change Maximization for Active Learning. In *NeurIPS*.
- [9] Wentao Tan, Qiong Cao, Yibing Zhan, Chao Xue, and Changxing Ding. 2025. Beyond Human Data: Aligning Multimodal Large Language Models by Iterative Self-Evolution. In *AAAI*. AAAI Press, 7202–7210.
- [10] Yanchao Tan, Hang Lv, Pengxiang Zhan, Shiping Wang, and Carl Yang. 2025. Graph-oriented Instruction Tuning of Large Language Models for Generic Graph Mining. *IEEE Transactions on Pattern Analysis and Machine Intelligence* (2025), 1–15. doi:10.1109/TPAMI.2025.3603062
- [11] Jiabin Tang, Yuhao Yang, Wei Wei, Lei Shi, Lixin Su, Suqi Cheng, Dawei Yin, and Chao Huang. 2024. GraphGPT: Graph Instruction Tuning for Large Language Models. In *SIGIR*. ACM, 491–500.
- [12] Jianing Wang, Junda Wu, Yupeng Hou, Yao Liu, Ming Gao, and Julian J. McAuley. 2024. InstructGraph: Boosting Large Language Models via Graph-centric Instruction Tuning and Preference Alignment. In *ACL (Findings)*. Association for Computational Linguistics, 13492–13510.
- [13] Ruosong Ye, Caiqi Zhang, Runhui Wang, Shuyuan Xu, and Yongfeng Zhang. 2024. Language is All a Graph Needs. In *EACL (Findings)*. Association for Computational Linguistics, 1955–1973.
- [14] Bolin Zhang, Jiahao Wang, Qianlong Du, Jiajun Zhang, Zhiying Tu, and Dianhui Chu. 2025. A Survey on Data Selection for LLM Instruction Tuning. *J. Artif. Intell. Res.* 83 (2025).
- [15] Delvin Ce Zhang, Menglin Yang, Rex Ying, and Hady W. Lauw. 2024. Text-Attributed Graph Representation Learning: Methods, Applications, and Challenges. In *WWW (Companion Volume)*. ACM, 1298–1301.
- [16] Yun Zhu, Haizhou Shi, Xiaotang Wang, Yongchao Liu, Yaoke Wang, Boci Peng, Chuntao Hong, and Siliang Tang. 2025. GraphCLIP: Enhancing Transferability in Graph Foundation Models for Text-Attributed Graphs. In *WWW*. ACM, 2183–2197.