

SciHORIZON-GENE: Benchmarking LLM for Life Sciences Inference from Gene Knowledge to Functional Understanding

Xiaohan Huang
CNIC, CAS
UCAS
Beijing, China
xhhuang@cnic.cn

Meng Xiao
DUKE-NUS Med School, NUS
CNIC, CAS
Singapore
meng.xiao@nus.edu.sg

Chuan Qin
CNIC, CAS
Beijing, China
qinchuan@cnic.cn

Qingqing Long
CNIC, CAS
Beijing, China
qqlong@cnic.cn

Jinmiao Chen
DUKE-NUS Med School, NUS
SIGN, A*STAR
Singapore
micchenj@nus.edu.sg

Yuanchun Zhou
CNIC, CAS
Beijing, China
zyc@cnic.cn

Hengshu Zhu
CNIC, CAS
Beijing, China
hszhu@cnic.cn

Abstract

Large language models (LLMs) have shown growing promise in biomedical research, particularly for knowledge-driven interpretation tasks. However, their ability to reliably reason from gene-level knowledge to functional understanding, a core requirement for knowledge-enhanced cell atlas interpretation, remains largely underexplored. To address this gap, we introduce SciHORIZON-GENE, a large-scale gene-centric benchmark constructed from authoritative biological databases. The benchmark integrates curated knowledge for over 190K human genes and comprises more than 540K questions covering diverse gene-to-function reasoning scenarios relevant to cell type annotation, functional interpretation, and mechanism-oriented analysis. Motivated by behavioral patterns observed in preliminary examinations, SciHORIZON-GENE evaluates LLMs along four biologically critical perspectives: research attention sensitivity, hallucination tendency, answer completeness, and literature influence, explicitly targeting failure modes that limit the safe adoption of LLMs in biological interpretation pipelines. We systematically evaluate a wide range of state-of-the-art general-purpose and biomedical LLMs, revealing substantial heterogeneity in gene-level reasoning capabilities and persistent challenges in generating faithful, complete, and literature-grounded functional interpretations. Our benchmark establishes a systematic foundation for analyzing LLM behavior at the gene

scale and offers insights for model selection and development, with direct relevance to knowledge-enhanced biological interpretation.

CCS Concepts

• **General and reference** → **Evaluation**; • **Computing methodologies** → **Natural language processing**; • **Applied computing** → **Genomics**.

Keywords

large language models, benchmarking and evaluation, genomics

ACM Reference Format:

Xiaohan Huang, Meng Xiao, Chuan Qin, Qingqing Long, Jinmiao Chen, Yuanchun Zhou, and Hengshu Zhu. 2018. SciHORIZON-GENE: Benchmarking LLM for Life Sciences Inference from Gene Knowledge to Functional Understanding. In *Proceedings of Make sure to enter the correct conference title from your rights confirmation email (Conference acronym 'XX)*. ACM, New York, NY, USA, 16 pages. <https://doi.org/XXXXXXX.XXXXXXX>

1 Introduction

Recent advances in large language models (LLMs) have substantially expanded their role in scientific research [2, 33, 36, 39, 47, 56, 59, 65], giving rise to the broader paradigm of AI for Science [8, 16, 35, 37, 44, 46, 61, 63, 68]. Within this landscape, the biomedical domain has emerged as a prominent application area, where LLMs are increasingly applied to knowledge-intensive tasks such as medical question answering [10, 51, 52, 54, 55] and large-scale literature understanding [12, 38, 48, 67]. Beyond classical QA and summarization, core biomedical workflows increasingly demand automated interpretation and integration of complex experimental data, exemplified by reference mapping and functional annotation in next-generation cell atlas studies [34]. These tasks are not merely extensions of natural language processing, but require reliable, function-oriented reasoning grounded in biological knowledge, in order to scale analysis

Permission to make digital or hard copies of all or part of this work for personal or classroom use is granted without fee provided that copies are not made or distributed for profit or commercial advantage and that copies bear this notice and the full citation on the first page. Copyrights for components of this work owned by others than the author(s) must be honored. Abstracting with credit is permitted. To copy otherwise, or republish, to post on servers or to redistribute to lists, requires prior specific permission and/or a fee. Request permissions from permissions@acm.org.
Conference acronym 'XX, Woodstock, NY

© 2018 Copyright held by the owner/author(s). Publication rights licensed to ACM.
ACM ISBN 978-1-4503-XXXX-X/2018/06
<https://doi.org/XXXXXXX.XXXXXXX>

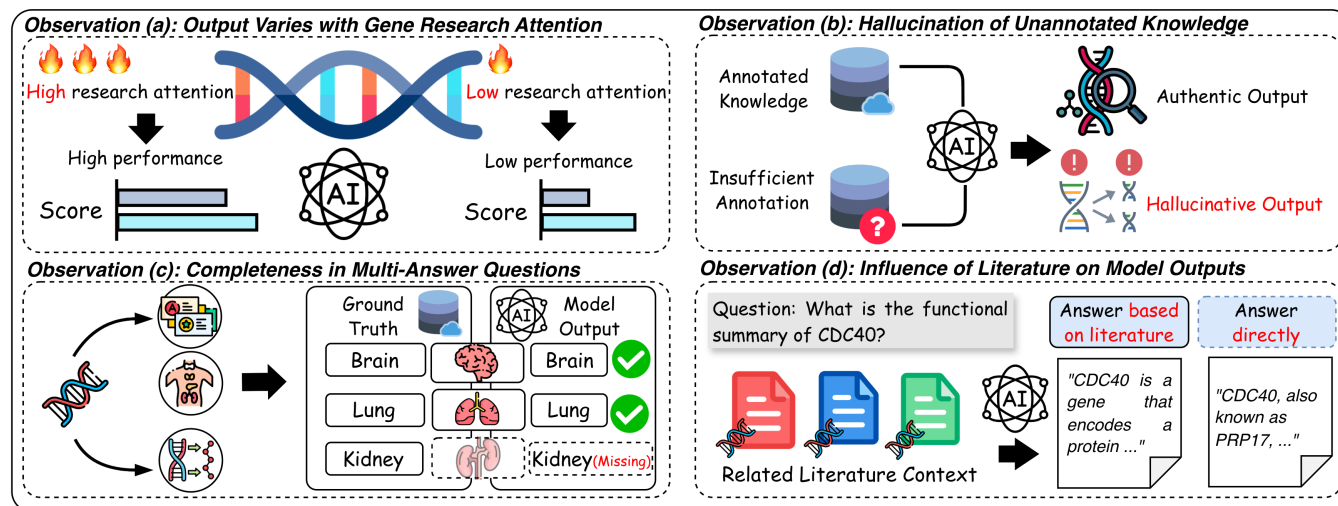


Figure 1: Observations of LLM behavior on gene-related tasks, motivating the need for our gene-centric benchmark. (a) Model performance differs across genes with varying levels of research attention. (b) Models tend to yield hallucinated answers when responding to genes with insufficient annotation. (c) LLMs often produce partially correct but incomplete answers in multi-answer questions. (d) Model outputs vary notably depending on whether the relevant literature context is provided.

and reduce reliance on labor-intensive manual curation. Among diverse forms of biological information, gene-level knowledge serves as the most fundamental abstraction, as genes constitute the basic units underlying cellular functions, disease mechanisms [22], and molecular pathways [30]. Consequently, **a robust ability to reason from gene-centric knowledge to functional understanding** is essential for enabling LLMs to support meaningful, reliable, and interpretable biomedical analysis.

In response to growing interest in biomedical applications of LLMs, a range of methods and benchmarks have been proposed to evaluate model performance in domain-specific settings. Existing approaches can be broadly categorized into literature-centered question answering and reasoning benchmarks, which assess models' ability to retrieve, synthesize, and reason over biomedical texts [11], such as PubMedQA [27], MedMCQA [45], and BioASQ [28], as well as instruction- or task-oriented evaluation frameworks that probe general biomedical understanding through curated prompts or examination-style questions [20, 26, 45]. In parallel, recent efforts have begun to explore gene-related evaluation settings, aiming to assess LLM behavior on genomics-oriented queries and factual recall [9, 50]. While these methods provide valuable insights into biomedical language understanding, they largely operate at the level of documents, questions, or task modules, and do not explicitly examine how models translate gene-level knowledge into coherent functional interpretations under varying biological contexts.

Despite these advances, gene-level information poses unique challenges for LLM-based understanding. Gene annotations span heterogeneous attributes, including nomenclature, genomic location, molecular function, expression patterns, and disease associations, and the available evidence is highly uneven across genes. Well-studied genes are supported by rich curated records and dense literature, whereas many others remain sparsely annotated or appear only as provisional identifiers. Moreover, genomic knowledge

is distributed across both structured databases and unstructured publications [60], making it non-trivial for LLMs to integrate evidence and maintain consistent behavior across the gene space. Existing evaluations of biomedical LLMs primarily focus on document-level question answering, summarization, or exam-style clinical problems, and do not systematically characterize how models understand genes with diverse attributes and varying levels of characterization. As a result, the gene-centric capabilities of LLMs remain insufficiently understood, both in terms of overall performance and behavioral variability across different classes of genes.

To better understand how LLMs behave on gene-related questions in practice, we conducted preliminary observations on model outputs. As illustrated in Figure 1, these observations reveal several recurring behavioral patterns: (a) model performance varies markedly across genes with different levels of research attention; (b) hallucinated descriptions frequently arise for genes with sparse or incomplete annotation; (c) responses to multi-answer questions are often incomplete; and (d) the presence or absence of literature context can substantially alter model outputs for the same query. We refer to these systematic tendencies as *model-level behaviors*. Rather than focusing on isolated question-level accuracy, we investigate how models behave across genes under specific conditions. These observations motivate the need for evaluation settings that can systematically capture gene-centric behavioral patterns.

Building on these insights, we present a large-scale gene-centric benchmark, SciHORIZON-GENE, grounded in trusted biological data sources. We integrate curated information for over 190K human genes from authoritative databases and automatically generate more than 540K gene-related questions spanning multiple question types. The benchmark covers three core scenarios, including gene nomenclature, biological knowledge, and the influence of reference context. SciHORIZON-GENE incorporates four evaluation perspectives that directly reflect the challenges identified above: research

attention, hallucination tendency, knowledge completeness, and literature influence. All metrics are automatically computable, enabling scalable and fully reproducible evaluation without manual scoring. We evaluate 27 open-source and proprietary models, encompassing both general-purpose and domain-specialized systems, and provide a comprehensive characterization of LLM behavior under gene-centric settings.

2 Related Work

2.1 LLMs for Biomedical Studies

Recent LLMs have demonstrated strong capabilities in scientific tasks [2, 47, 56, 59, 65], supported by their broad knowledge coverage and advanced language understanding abilities. Within the biomedical domain, a growing number of specialized LLMs [51, 52] have been developed to better capture domain-specific terminology and conceptual structures. BioGPT [38] represents an early effort to pretrain a generative Transformer on large-scale biomedical literature, enabling improved scientific text generation. PMC-LLaMA [58] incorporates medical instruction tuning on a knowledge-aware dataset to enhance its ability to follow clinically relevant prompts. BioMistral [29] further extends this direction through pretraining on PubMed Central corpora, improving literature-grounded understanding and inference. MedGemma [49] exhibits strong medical comprehension, achieving performance that surpasses models of comparable size and approaches that of task-specific systems. Biomedical-LLaMA [14, 15] and MedAlpaca [19] similarly focus on biomedical applications, using domain adaptation or instruction tuning to improve performance on clinical and scientific tasks. Together, these developments reflect the increasing interest in adapting LLMs to specialized biomedical settings. However, their capacity to understand gene-specific knowledge at a fine granularity remains insufficiently explored.

2.2 Biomedical Benchmarks for LLMs

Existing benchmarks for biomedical LLMs primarily evaluate models on tasks involving literature-based question answering, document retrieval, sentence classification, and biomedical concept linking. PubMedQA [27] constructs a biomedical question answering dataset with expert annotations, requiring models to reason over PubMed abstracts to answer research-level questions. MedQA [26] collects multilingual professional medical board examination questions to assess diagnostic reasoning in open-domain clinical scenarios. MedMCQA [45] further expands this line of work with large-scale multiple-choice questions spanning over 2.4k health topics and 21 medical subjects. While these benchmarks have played an important role in advancing biomedical language understanding, they are largely designed around general biomedical text processing and clinical reasoning, and do not explicitly target the fine-grained biological knowledge required to evaluate LLMs at the level of individual genes. In contrast to downstream biological analysis tasks—such as functional interpretation and reference-based annotation in large-scale cell atlas studies—these benchmarks typically operate at the level of documents, questions, or high-level medical concepts, without probing gene-centric reasoning behaviors. GeneTuring [50] represents an initial effort to benchmark LLMs on genomics-related question answering by defining 16 genomics tasks

with 1,600 curated questions and manually scoring 48,000 model answers. It manually evaluates multiple aspects of model responses, including accuracy, hallucination-related behavior, and incapacity awareness. However, its reliance on manual assessment limits scalability and reproducibility, making it challenging to extend evaluation to larger gene sets, more diverse contexts, or broader model families. Moreover, GeneTuring reports performance at the task or module level primarily, rather than explicitly structuring evaluation around systematic behavioral perspectives under varying gene- and context-specific conditions. In contrast, our benchmark introduces an automated and multidimensional evaluation framework that supports scalable and reproducible assessment, enabling systematic characterization of LLM behavior in gene-centered settings relevant to knowledge-driven biological interpretation.

3 Benchmark Construction Pipeline

3.1 Data Sources and Gene-Centric Integration

We collected curated metadata for human genes, including standardized nomenclature and other genomic information from NCBI Gene [41]. From the Gene Ontology (GO) database [17], we obtained structured functional annotations that describe biological processes, molecular functions, and cellular components. To incorporate literature-based context, we retrieved PubMed [42] records linked to human genes, along with their corresponding abstracts. These complementary sources collectively provide curated gene descriptions, functional annotations, and literature evidence that support the construction of a unified gene-centric knowledge base. We then integrate data collected from multiple sources by linking all information to their corresponding gene entities. Let $G = \{g_1, g_2, \dots, g_n\}$ denote the set of human gene entities collected from the metadata. Each gene $g_i \in G$ is associated with a set of structured attributes $A_i = \{a_{i1}, a_{i2}, \dots, a_{im}\}$, where each attribute corresponds to a specific category of gene information. For each gene g_i , we additionally construct a literature reference set $R_i = \{r_{i1}, r_{i2}, \dots, r_{ik}\}$, where each element denotes a PubMed identifier associated with the gene. This unified representation yields a structured and gene-centric knowledge base that forms the foundation for automated question generation and downstream evaluation.

3.2 Question Collection Generation

Based on the integrated gene-centric data, we generate benchmark questions from the attributes associated with each gene. For a gene g_i with attribute set A_i , we formulate questions that reflect the underlying biological information. The question format is determined by the cardinality of the attribute value. Let $|a_{ij}|$ denote the number of valid values associated with attribute a_{ij} .

- If $|a_{ij}| = 1$, we construct a single-answer question.
- If $|a_{ij}| > 1$, we generate a multiple-answer question.
- If $|a_{ij}| = \infty$, corresponding to open-ended textual attributes such as functional descriptions, we formulate a generative question requiring free-text responses.
- If $|a_{ij}| = 0$, indicating no recorded value in the data, the expected output is explicitly designated as "no right answer".

For attributes linked to scientific literature, we optionally incorporate the PubMed abstracts in R_i into the question context to

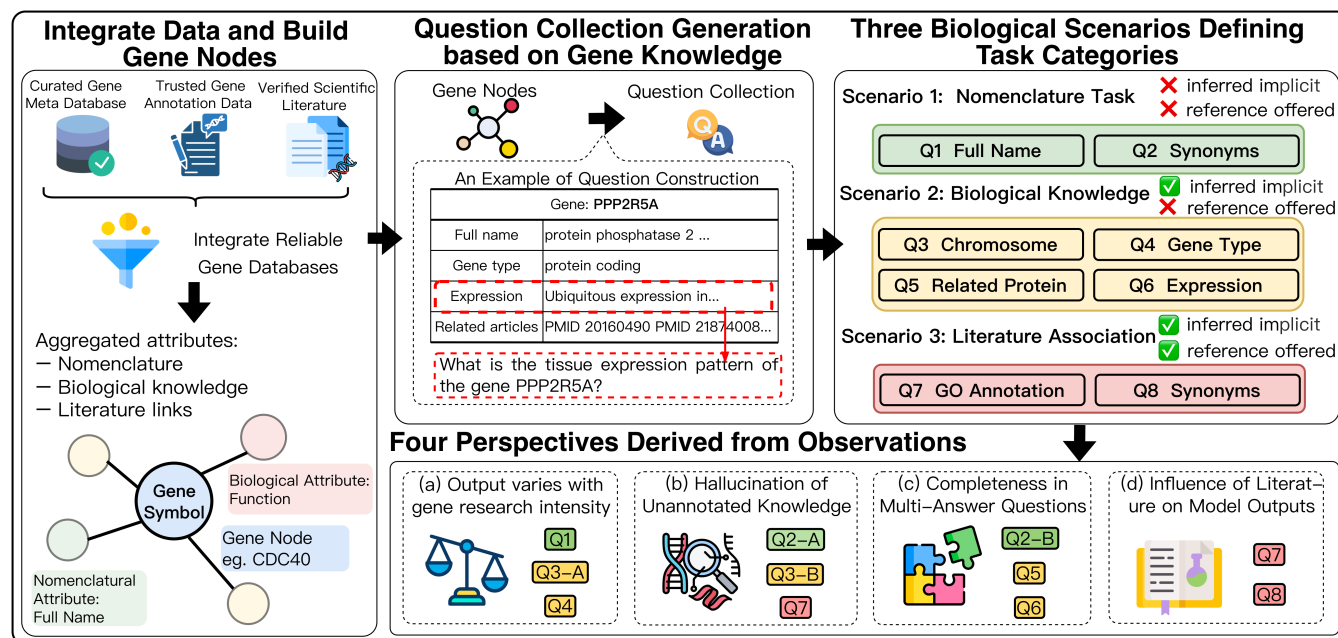


Figure 2: The benchmark integrates curated biological databases and verified literature sources to construct gene nodes. These nodes provide a unified representation of gene attributes and support the generation of diverse, knowledge-grounded question sets. The question collections are categorized into three biological task scenarios. LLM performance is subsequently evaluated from four perspectives that reflect key behavioral patterns.

evaluate whether models can effectively leverage abstract information. Examples of each question type are provided in Appendix C. This generation process results in a diverse set of questions that systematically evaluate different aspects of gene-related knowledge.

3.3 Three Biological Scenarios

We categorize generated questions into three biological scenarios based on how LLMs are expected to derive their answers. The first scenario contains tasks about gene full names and synonyms, whose answers may be inferred from surface-level lexical cues. The second scenario includes questions on genomic functional knowledge. These tasks cannot be resolved from naming cues alone and instead require the model to rely on internalized biological knowledge. The third scenario comprises questions that connect genes to gene ontology annotations and functional summaries, for which PubMed abstracts associated with the gene may be provided to supply relevant context. These scenarios define the task settings used for analyzing model behavior in the following sections.

3.4 Four Evaluation Perspectives

We introduce four evaluation perspectives that analyze how LLMs handle challenges encountered in genomic questions.

Research Attention. Genes vary substantially in the amount of available scientific literature, which serves as an indicator of research attention. As shown in Figure 3, gene symbols begin with the prefix "LOC" typically have very few associated PubMed references, whereas non-LOC genes show substantially higher reference counts. The LOC group therefore provides a representation of low research attention. We compare model outputs between LOC-prefixed and

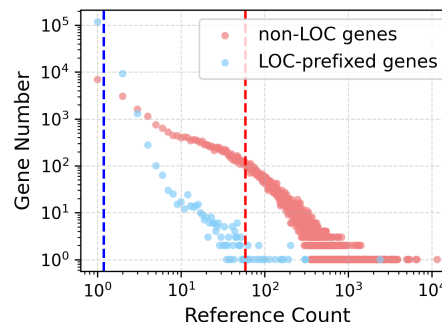


Figure 3: PubMed reference count distribution for human genes. Dashed lines mark the mean reference counts.

non-LOC genes to assess whether model performance is sensitive to differences in research attention. This perspective enables us to characterize systematic performance differences that arise under varying levels of available biological knowledge.

Hallucination Tendency. In our integrated gene-centric dataset, some attributes contain no recorded values because the corresponding biological information is not available in curated sources. For these cases, the correct output is explicitly defined as "no right answer". This setting allows us to assess whether a model can recognize the absence of valid evidence and avoid generating unsupported content. Producing a statement when no authoritative annotation exists is considered a hallucination. This perspective therefore evaluates the model's reliability in scenarios where biological knowledge is currently unknown.

Knowledge Completeness. Knowledge completeness characterizes an LLM’s ability to cover the relevant knowledge of a given gene. Some gene attributes, such as related proteins or expression patterns, are associated with multiple valid values. We construct multi-answer questions from these attributes, where each question is paired with a curated answer set. To assess model performance on knowledge completeness, we compare the model output with the gold answer set. We quantify the proportion of gold items contained in the response. Higher coverage indicates stronger knowledge completeness and a more thorough grasp of gene-level knowledge.

Literature Influence. For Gene Ontology annotations and functional summaries, scientific publications provide essential support or context. In these cases, we optionally include the PubMed abstracts associated with the gene in the question context. To assess the literature influence on model outputs, we present each question in two forms: one with the relevant abstracts provided and one without external context. By comparing the two responses, we evaluate whether the model can make effective use of the supplied literature and whether its answers change appropriately when additional evidence is available. This perspective characterizes the model’s behavior under external scientific context and its ability to incorporate relevant information.

4 Experimental Settings

4.1 Benchmark Details

The benchmark is designed to capture diverse gene-centric behaviors under four evaluation perspectives, resulting in a large and heterogeneous set of biological questions. The benchmark comprises over 540K questions derived from more than 190K human genes, covering multiple task formats including single-choice, multiple-choice, and open-form generation.

We evaluate a total of 27 large language models, including both general-purpose and biomedical domain-specialized systems (Table 4). General-purpose models are selected based on their widespread adoption and demonstrated performance in scientific reasoning tasks, while domain-specific models are included to assess the impact of biomedical pretraining on gene-centered understanding. All closed-source and open-source models are evaluated using their default or officially recommended inference settings. Detailed benchmark statistics, model configurations, and example prompts are provided in Appendix A (Table 3) and Appendix C.

4.2 Evaluation Protocol

To mitigate positional bias in multiple-choice questions [57], we adopt a cyclic permutation strategy [66] that rotates the correct option across all possible positions, ensuring that evaluation reflects semantic understanding rather than positional preference. We sample a representative subset of 2,710 questions spanning all biological scenarios and evaluation perspectives, resulting in 9,010 evaluation instances per model.

All evaluations are conducted in a zero-shot setting, where each query is issued independently to avoid contextual or cross-sample memory effects. Task-specific prompts enforce structured outputs, and all responses are automatically validated for format correctness. Evaluation follows a standardized and fully automated pipeline inspired by the OpenAI Evals framework. Implementation details,

sampling procedures, and prompt templates are described in Appendix B.

4.3 Evaluation Metrics

We adopt automatically computable metrics tailored to each evaluation perspective and question type. For research attention and hallucination tendency, accuracy on single-choice questions is used, where hallucination is explicitly defined as selecting any substantive option when no correct answer exists. Knowledge completeness is assessed on tasks with multiple valid answers using macro-averaged precision, recall, and F1.

For functional interpretation tasks, we measure semantic similarity using ROUGE-L [31] and BERTScore [64], and additionally track perplexity and answer length to characterize changes in fluency and verbosity. To assess literature influence in Gene Ontology prediction, we adapt the CAFA evaluation protocol [25] to LLM outputs. All metrics are computed automatically; formal definitions and computation details are provided in Appendix D.

5 Results

In this section, we first analyze LLM behavior along four evaluation perspectives: research attention (Sec 5.1), hallucination tendency (Sec 5.2), knowledge completeness (Sec 5.3), and literature influence (Sec 5.4), followed by a focused comparison of the top-performing models (Sec 5.5). We then summarize model performance across different genomic knowledge (Sec 5.6). Detailed numerical results under four evaluation perspectives are provided in Appendix E.

5.1 Research Attention and Uneven Gene Understanding

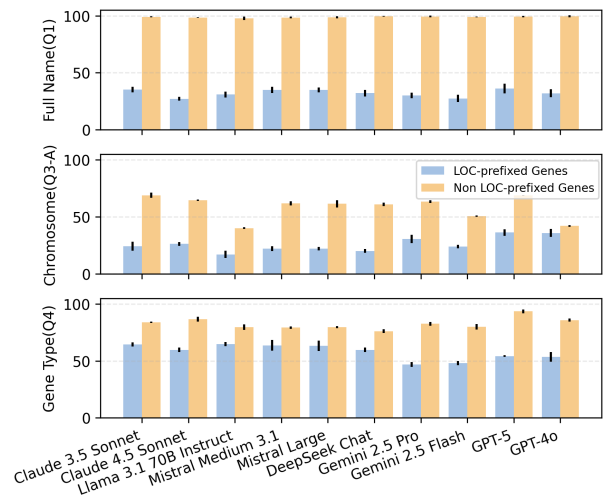


Figure 4: Model performance on three tasks for high- and low-research attention genes. All tasks are single-choice, and accuracy is used as the evaluation metric.

In this experiment, we answer the question: *Do LLMs perform differently when handling genes with high versus low research attention?* Figure 4 reports model accuracy across three tasks and shows a consistent pattern: models achieve substantially higher

accuracy on questions associated with high-attention genes than on those involving low-attention genes. A plausible explanation for this pattern is that high-attention genes are more frequently mentioned in biomedical literature, increasing their exposure during model pretraining and leading to stronger performance. In addition, these genes often carry semantically meaningful names that provide lexical cues useful for inference, whereas low-attention genes are primarily represented by alphanumeric identifiers that offer little linguistic signal. These findings highlight a pronounced research attention sensitivity, reflecting uneven understanding of gene knowledge across the research attention.

5.2 Hallucination Resistance on Questions without Valid Answers

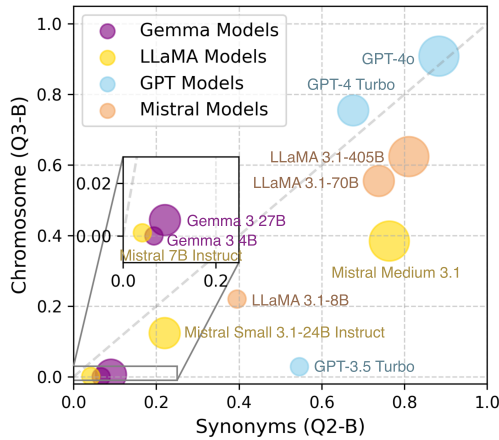


Figure 5: Hallucination resistance of LLMs across Synonyms and Chromosome questions. All tasks are single-choice, and accuracy is used as the evaluation metric.

This part seeks to answer the question: *Can LLMs suppress hallucinations when gene-related questions have no valid answer?* We evaluate models on synonym and chromosome location questions whose correct option is defined as "no right answer". Figure 5 plots hallucination resistance for models with accuracy on synonym and chromosome questions. A clear scaling pattern emerges within model families: larger models and more recent generations tend to occupy the upper-right region of the plot, indicating stronger ability to correctly select the "no right answer" option. At the same time, most models lie above the diagonal for synonym accuracy and below it for chromosome location accuracy, revealing a systematic gap between the two knowledge types. LLMs are generally more successful on synonym questions because synonym-related knowledge is primarily lexical whereas chromosome-related knowledge requires factual and relational understanding beyond linguistic patterns. This asymmetry suggests that hallucination resistance is uneven across gene attributes. These results indicate that, although newer and larger LLMs show improved robustness against hallucination, their ability to recognize the absence of valid answers is related to the involved gene information.

Knowledge	Related Proteins		Synonym		Expression Pattern	
Correlation	Precision	Recall	Precision	Recall	Precision	Recall
F1-Score	0.7526	0.9592	0.8635	0.9712	0.6864	0.9707

Table 1: Pearson correlation coefficients between F1-Score and Precision, and between F1-Score and Recall.

5.3 Knowledge Completeness for Multi-Value Gene Attributes

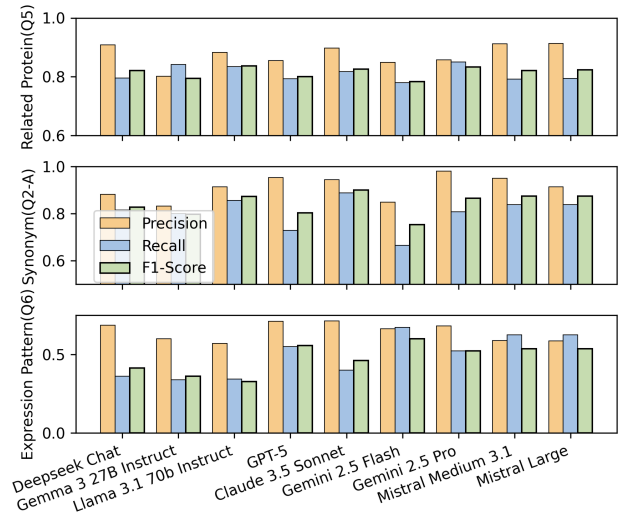


Figure 6: Completeness evaluation of LLMs. All questions are multiple choice, and the Macro F1-Score is the metric.

In this experiment, we answer the question: *Can LLMs provide comprehensive answers for gene attributes that have multiple valid values?* Figure 6 reports macro precision, macro recall, and macro F1 scores for three multi-answer tasks: related proteins, synonyms, and expression patterns. Across all models, precision is consistently higher than recall. This pattern indicates that LLMs tend to produce only part of the correct answer set, focusing on items they assign higher confidence to and leaving out other valid answers. The resulting imbalance suggests that LLM outputs are conservative rather than exhaustive when handling multi-answer genomic questions. We further observe that macro F1 scores track closely with recall, a trend confirmed by the strong Pearson correlations reported in Table 1. This implies that completeness is primarily constrained by limited recall rather than precision. Overall, current LLMs show reasonable accuracy on individual answer components but struggle to produce fully comprehensive responses, revealing a systematic recall deficiency in multi-answer gene tasks.

5.4 Influence of Literature Context on Gene-Related Answering

In this experiment, we answer the question: *Does providing reference abstracts improve LLM performance on gene-related answering tasks?* We study two tasks where external abstracts may influence the model's behavior: Gene Ontology annotation and functional summary generation. We summarize metrics across all models under both conditions and visualize their distributions using box plots.

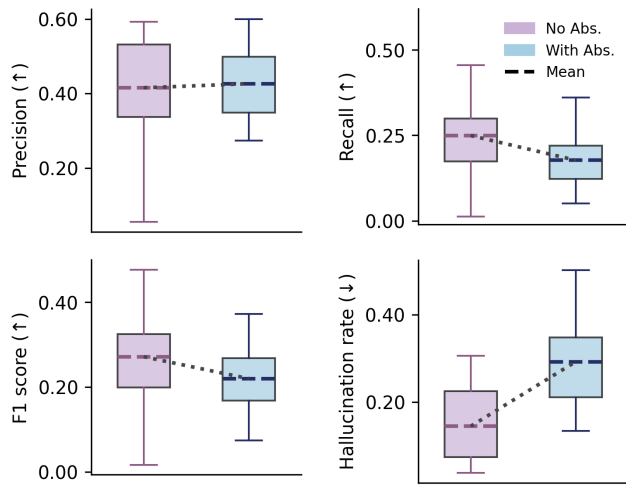


Figure 7: Comparison of Gene Ontology answering performance with and without abstracts across all models.

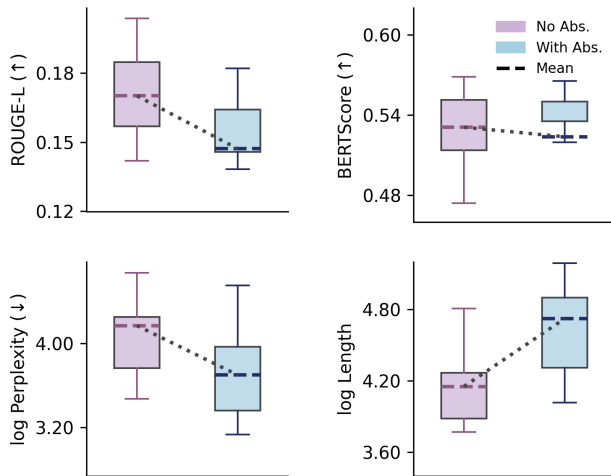


Figure 8: Comparison of functional summary answering performance with and without abstracts across all models.

For Gene Ontology questions, Figure 7 shows that supplying abstracts does not lead to consistent improvements across models. The precision distribution becomes more concentrated when abstracts are provided, suggesting that models tend to converge toward similar predictions. However, the mean precision remains comparable to the no-abstract condition, indicating no clear gain in correctness. Recall and F1 shift downward, and hallucination rates increase, showing that models output fewer valid GO terms and generate more unsupported ones. These outcomes suggest that LLMs may struggle to map unstructured narrative information from abstracts to the controlled vocabulary of the ontology. Instead of extracting standardized terms, models may rely on salient phrases or co-occurring concepts in the abstracts, which shifts predictions away from the gold annotations.

For functional summary generation, the effect of abstracts is also mixed. As shown in Figure 8, ROUGE-L exhibits a slight downward shift, while BERTScore remains broadly similar across the two conditions. Perplexity decreases and its distribution narrows, indicating that summaries become more fluent when abstracts are provided. Meanwhile, the outputs become longer as models incorporate details from the abstracts into their generated summaries. These shifts show that reference-conditioned summaries are more verbose and textually smooth but diverge from the concise style of curated functional summaries.

Overall, reference abstracts influence model outputs in systematic ways but do not consistently enhance task performance. The additional context guides models toward patterns present in the abstracts, yet their ability to transform this information into structured or distilled gene-level answers remains limited. Thus, literature context affects model behavior, but its utility for improving gene-level answering remains limited.

5.5 Top Model Comparison Across Evaluation Dimensions

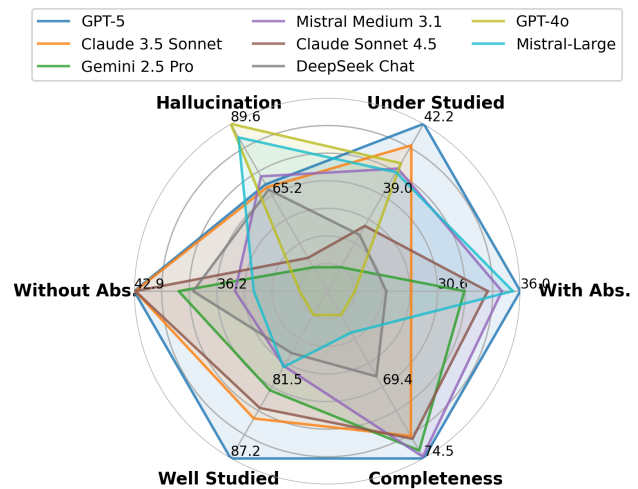


Figure 9: Performance profiles of top-performing models across different evaluation dimensions.

In this section, we aim to study: *What characteristics distinguish the top-performing models?* We compare top eight LLMs across all evaluation dimensions. As shown in Figure 9, these models exhibit distinct and non-overlapping capability profiles. Strong performance in one dimension does not reliably predict strength in another. For instance, GPT-4o shows the highest resistance to hallucination but achieves only moderate completeness. Such divergence indicates that the evaluation dimensions capture largely independent facets of gene-related understanding. Overall, the results show that top-performing models achieve their effectiveness through different combinations of strengths rather than uniform superiority. Therefore, characterizing LLM capabilities in gene-centered tasks requires a multi-dimensional evaluation framework instead of relying on any single metric or task category.

	Gene Full Name	Synonyms	Chromosome Location	Gene Type	Related Proteins	Expression Pattern	Gene Ontology	Functional Summary	Overall
Close Source Models									
GPT-5	67.68	83.91	<u>53.53</u>	<u>73.93</u>	82.39	<u>55.02</u>	43.17	35.70	61.92
Claude 3.5 Sonnet	67.14	<u>87.86</u>	47.86	74.23	82.66	43.35	34.58	37.13	<u>59.35</u>
Mistral Medium 3.1	66.67	84.31	48.77	71.49	82.18	50.33	34.46	35.17	59.17
Gemini 2.5 Pro	64.68	82.48	44.92	64.80	83.38	53.58	35.51	36.19	58.19
Claude 4.5 Sonnet	62.74	75.02	38.14	73.22	84.80	45.73	<u>39.23</u>	37.43	57.04
GPT-4o	65.77	84.55	56.23	69.70	82.28	35.47	<u>17.57</u>	37.36	56.12
GPT-4 Turbo	<u>67.38</u>	75.84	46.98	61.01	83.01	32.99	31.91	37.66	54.60
Gemini 2.5 Flash	63.18	69.25	42.80	64.05	77.39	56.02	26.33	34.22	54.15
GPT-3.5 Turbo	64.58	60.61	14.02	63.31	80.38	22.70	25.40	35.33	45.79
Open Source Models: Large Scale									
DeepSeek Chat-671B	65.83	89.59	39.60	67.92	82.10	40.94	28.83	36.65	56.43
Mistral Large-123B	66.73	84.25	48.61	71.55	82.36	24.82	32.33	36.51	55.89
LLaMA 3.1-405B	64.05	82.54	36.27	60.30	<u>83.66</u>	22.73	23.00	<u>37.55</u>	51.26
Mixtral 8x22B (141B)	65.12	70.15	27.34	57.98	81.06	39.29	24.24	35.71	50.11
Open Source Models: Middle Scale									
Qwen 2.5-72B	66.73	83.44	40.87	65.18	77.58	30.26	31.48	36.64	54.02
Mistral Small 3.1-24B	65.06	74.97	34.98	57.38	77.10	37.46	19.00	35.86	50.23
LLaMA 3.1-70B	64.29	54.65	23.17	72.26	83.69	33.60	28.79	36.00	49.56
Gemma 3 27B	62.56	45.15	14.60	63.93	79.40	34.58	-	34.02	47.75
*MedGemma-27B Text-it	55.66	49.67	17.98	53.09	67.78	38.28	16.26	31.81	41.32
*PMC-LLaMA-13B	57.32	43.85	20.68	29.23	46.73	7.81	2.77	16.71	28.14
Open Source Models: Small Scale									
Ministral-8B	62.32	81.21	17.42	57.86	72.42	24.12	16.27	36.25	45.98
Qwen 2.5-7B	64.17	76.33	27.66	55.95	68.56	24.35	11.22	29.61	44.73
Gemma 3-4B	53.15	38.41	14.09	56.90	72.16	19.87	11.07	32.82	37.31
Mistral-7B	50.71	44.65	17.18	45.12	78.47	7.55	2.84	25.54	34.01
LLaMA 3.1-8B	62.56	38.12	14.56	54.47	77.15	30.59	-	34.54	44.57
*BioMistral-7B	32.38	48.81	15.80	29.64	73.45	21.33	9.77	37.47	33.58
*Biomedical-LLaMA-3-8B	38.75	32.61	15.16	29.17	67.23	45.34	7.58	29.63	33.18
*MedAlpaca-7B	45.00	29.93	15.44	27.74	43.43	0.00	-	32.03	27.65

Table 2: The overall results of LLMs. Higher values indicate better performance. The best score for each question type is marked in "bold", and the second-best score is underlined. Overall scores are computed by equally averaging across tasks.

5.6 Overall Performance across LLMs

In this section, we investigate the question: *How do different LLMs perform on human gene-knowledge tasks?* Table 2 presents the overall performance of LLMs across the eight curated question types. Closed-source models generally achieve higher accuracy than open-source models, reflecting the advantages conferred by more extensive optimization in model architecture, training data quality, and instruction alignment. We also observe that domain-specific biomedical models do not exhibit a consistent performance advantage. A plausible reason is that, although these models are trained on biomedical corpora such as PubMed papers or clinical narratives, such text sources contain limited coverage of the structured and fine-grained gene attributes. As a result, these models receive little gene-level supervision and their learned domain knowledge does not directly translate to the factual precision needed for gene-centered questions for our benchmark. These findings indicate that closed-source models demonstrate overall superiority, while current domain-specific models provide only limited benefits due to limited gene-specific supervision and insufficient alignment for fine-grained gene-level understanding.

6 Conclusions and Remarks

This work introduces SciHORIZON-GENE, a large-scale gene-centric benchmark for evaluating LLMs' gene-to-function reasoning. Built on a trusted source, SciHORIZON-GENE assesses model behavior across four biologically critical perspectives: research-attention sensitivity, hallucination tendency, knowledge completeness, and literature influence. Toward evaluations, we identify substantial heterogeneity and a consistent reliability gap: strong biomedical QA performance does not necessarily translate into faithful gene-level functional interpretation. Crucially, gene-level failures are not random but follow systematic degradation patterns, with reliability predictably decreasing for low-attention genes, sparse evidence settings, multi-answer queries, and shifts in reference context. We further observe that domain-specialized models do not consistently outperform rapidly advancing general-purpose LLMs, which often achieve comparable or superior reliability across multiple evaluation perspectives. Overall, SciHORIZON-GENE provides a principled and scalable foundation for characterizing gene-level understanding in LLMs, offering actionable insights for model selection and development in biologically grounded interpretation settings.

References

- [1] Josh Achiam, Steven Adler, Sandhini Agarwal, Lama Ahmad, Ilge Akkaya, Florencia Leoni Aleman, Diogo Almeida, Janko Altmenschmidt, Sam Altman, Shyamal Anadkat, et al. 2023. Gpt-4 technical report. *arXiv preprint arXiv:2303.08774* (2023).
- [2] Ajay Agrawal, John McHale, and Alexander Oettl. 2024. Artificial intelligence and scientific discovery: A model of prioritized search. *Research Policy* 53, 5 (2024), 104989.
- [3] Mistral AI. 2024. Ministral 8B. <https://mistral.ai/news/ministraux>.
- [4] Mistral AI. 2024. Mistral Large. <https://mistral.ai/news/mistral-large>.
- [5] Mistral AI. 2025. Mistral Medium 3.1. <https://mistral.ai/news/mistral-medium-3-1/>.
- [6] Mistral AI. 2025. Mistral Small 3.1. <https://mistral.ai/news/mistral-small-3-1>.
- [7] Anthropic. 2024. Claude 3.5 Model Family. <https://www.anthropic.com>. Accessed: 2025-02-01.
- [8] Kaifeng Bi, Lingxi Xie, Hengheng Zhang, Xin Chen, Xiaotao Gu, and Qi Tian. 2023. Accurate medium-range global weather forecasting with 3D neural networks. *Nature* 619, 7970 (2023), 533–538.
- [9] Xunxin Cai, Chengrui Wang, Qingqing Long, Yuanchun Zhou, and Meng Xiao. 2025. Knowledge hierarchy guided biological-medical dataset distillation for domain llm training. *arXiv preprint arXiv:2501.15108* (2025).
- [10] Zhiyuan Cao, Vipina K Keloth, Qianqian Xie, Lingfei Qian, Yuntian Liu, Yan Wang, Rui Shi, Weipeng Zhou, Gui Yang, Jeffrey Zhang, et al. 2025. The development landscape of large language models for biomedical applications. *Annual Review of Biomedical Data Science* 8 (2025).
- [11] Qingyu Chen, Yan Hu, Xueqing Peng, Qianqian Xie, Qiao Jin, Aidan Gilson, Maxwell B Singer, Xuguang Ai, Po-Ting Lai, Zhizheng Wang, et al. 2025. Benchmarking large language models for biomedical natural language processing applications and recommendations. *Nature communications* 16, 1 (2025), 3280.
- [12] Zhijian Chen, Chuan Hu, Min Wu, Qingqing Long, Xuezhi Wang, Yuanchun Zhou, and Meng Xiao. 2024. GeneSum: Large Language Model-based Gene Summary Extraction. In *2024 IEEE International Conference on Bioinformatics and Biomedicine (BIBM)*. IEEE, 1438–1443.
- [13] Gheorghe Comanici, Eric Bieber, Mike Schaeckermann, Ice Pasupat, Naveen Sachdeva, Inderjit Dhillon, Marcel Blistein, Ori Ram, Dan Zhang, Evan Rosen, et al. 2025. Gemini 2.5: Pushing the frontier with advanced reasoning, multi-modality, long context, and next generation agentic capabilities. *arXiv preprint arXiv:2507.06261* (2025).
- [14] ContactDoctor. 2024. ContactDoctor-Bio-Medical: A High-Performance Biomedical Language Model. <https://huggingface.co/ContactDoctor/Bio-Medical-Llama-3-8B>.
- [15] ContactDoctor. 2025. Bio-Medical-CoT: Advanced Reasoning for Healthcare Applications. <https://huggingface.co/ContactDoctor/Bio-Medical-Llama-3-8B-CoT-012025>.
- [16] John Dagdelen, Alexander Dunn, Sanghoon Lee, Nicholas Walker, Andrew S Rosen, Gerbrand Ceder, Kristin A Persson, and Anubhav Jain. 2024. Structured information extraction from scientific text with large language models. *Nature communications* 15, 1 (2024), 1418.
- [17] Gene Ontology Consortium. [n.d.]. Gene Ontology Resource. <http://geneontology.org/>. Accessed: 2025-07-29.
- [18] Aaron Grattafiori, Abhimanyu Dubey, Abhinav Jauhri, Abhinav Pandey, Abhishek Kadian, Ahmad Al-Dahle, Aiesha Letman, Akhil Mathur, Alan Schelten, Alex Vaughan, et al. 2024. The llama 3 herd of models. *arXiv preprint arXiv:2407.21783* (2024).
- [19] Tianyu Han, Lisa C Adams, Jens-Michalis Papaioannou, Paul Grundmann, Tom Oberhauser, Alexander Löser, Daniel Truhn, and Keno K Bressen. 2023. MedAlpaca—an open-source collection of medical conversational AI models and training data. *arXiv preprint arXiv:2304.08247* (2023).
- [20] Dan Hendrycks, Collin Burns, Steven Basart, Andy Zou, Mantas Mazeika, Dawn Song, and Jacob Steinhardt. 2021. Measuring Massive Multitask Language Understanding. In *International Conference on Learning Representations*. <https://openreview.net/forum?id=d7KBjml3GmQ>.
- [21] Aaron Hurst, Adam Lerer, Adam P Goucher, Adam Perelman, Aditya Ramesh, Aidan Clark, AJ Ostrow, Akila Welihinda, Alan Hayes, Alec Radford, et al. 2024. Gpt-4o system card. *arXiv preprint arXiv:2410.21276* (2024).
- [22] Maria Jackson, Leah Marks, Gerhard HW May, and Joanna B Wilson. 2018. The genetic basis of disease. *Essays in biochemistry* 62, 5 (2018), 643–723.
- [23] Albert Q. Jiang, Alexandre Sablayrolles, Arthur Mensch, Chris Bamford, Devendra Singh Chaplot, Diego de las Casas, Florian Bressand, Gianna Lengyel, Guillaume Lample, Lucile Saulnier, Léo Renard Lavaud, Marie-Anne Lachaux, Pierre Stock, Teven Le Scao, Thibaut Lavril, Thomas Wang, Timothée Lacroix, and William El Sayed. 2023. Mistral 7B. *arXiv:2310.06825 [cs.CL]* <https://arxiv.org/abs/2310.06825>
- [24] Albert Q Jiang, Alexandre Sablayrolles, Antoine Roux, Arthur Mensch, Blanche Savary, Chris Bamford, Devendra Singh Chaplot, Diego de las Casas, Emma Bou Hanna, Florian Bressand, et al. 2024. Mixtral of experts. *arXiv preprint arXiv:2401.04088* (2024).
- [25] Yuxiang Jiang, Tal Ronnen Oron, Wyatt T Clark, Asma R Bankapur, Daniel D'Andrea, Rosalba Lepore, Christopher S Funk, Indika Kahanda, Karin M Verspoor, Asa Ben-Hur, et al. 2016. An expanded evaluation of protein function prediction methods shows an improvement in accuracy. *Genome biology* 17, 1 (2016), 184.
- [26] Di Jin, Eileen Pan, Nassim Oufattole, Wei-Hung Weng, Hanyi Fang, and Peter Szolovits. 2021. What disease does this patient have? a large-scale open domain question answering dataset from medical exams. *Applied Sciences* 11, 14 (2021), 6421.
- [27] Qiao Jin, Bhuwan Dhingra, Zhengping Liu, William Cohen, and Xinghua Lu. 2019. PubMedQA: A Dataset for Biomedical Research Question Answering. In *Proceedings of the 2019 Conference on Empirical Methods in Natural Language Processing and the 9th International Joint Conference on Natural Language Processing (EMNLP-IJCNLP)*, Kentaro Inui, Jing Jiang, Vincent Ng, and Xiaojun Wan (Eds.). Association for Computational Linguistics, Hong Kong, China, 2567–2577. doi:10.18653/v1/D19-1259
- [28] Anastasia Krithara, Anastasios Nentidis, Konstantinos Bougiatiotis, and Georgios Paliouras. 2023. BioASQ-QA: A manually curated corpus for Biomedical Question Answering. *Scientific Data* 10, 1 (2023), 170.
- [29] Yanis Labrak, Adrien Bazoge, Emmanuel Morin, Pierre-antoine Gourraud, Mickaël Rouvier, and Richard Dufour. 2024. BioMistral: A Collection of Open-Source Pretrained Large Language Models for Medical Domains. In *62th Annual Meeting of the Association for Computational Linguistics (ACL'24)*. Bangkok, Thailand.
- [30] Tuuli Lappalainen, Yang I Li, Sohini Ramachandran, and Alexander Gusev. 2024. Genetic and molecular architecture of complex traits. *Cell* 187, 5 (2024), 1059–1075.
- [31] Chin-Yew Lin. 2004. Rouge: A package for automatic evaluation of summaries. In *Text summarization branches out*. 74–81.
- [32] Aixin Liu, Bei Feng, Bing Xue, Bingxuan Wang, Bochao Wu, Chengda Lu, Cheng-gang Zhao, Chengqi Deng, Chenyu Zhang, Chong Ruan, et al. 2024. Deepseek-v3 technical report. *arXiv preprint arXiv:2412.19437*, (2024).
- [33] Chengwu Liu, Ye Yuan, Yichun Yin, Yan Xu, Xin Xu, Zaoyu Chen, Yasheng Wang, Lifeng Shang, Qun Liu, and Ming Zhang. 2025. Safe: Enhancing Mathematical Reasoning in Large Language Models via Retrospective Step-aware Formal Verification. In *Proceedings of the 63rd Annual Meeting of the Association for Computational Linguistics (Volume 1: Long Papers)*, Wanxiang Che, Joyce Nabende, Ekaterina Shutova, and Mohammad Taher Pilehvar (Eds.). Association for Computational Linguistics, Vienna, Austria, 12171–12186. doi:10.18653/v1/2025.acl-long.594
- [34] Mohammad Lotfollahi, Yuhang Hao, Fabian J Theis, and Rahul Satija. 2024. The future of rapid and automated single-cell data analysis using reference mapping. *Cell* 187, 10 (2024), 2343–2358.
- [35] Jiarui Lu, Xiaoyin Chen, Stephen Zhewen Lu, Chence Shi, Hongyu Guo, Yoshua Bengio, and Jian Tang. 2025. Structure Language Models for Protein Conformation Generation. In *The Thirteenth International Conference on Learning Representations*. <https://openreview.net/forum?id=OzUNdnpQyd>
- [36] Minghai Lu, Benjamin Delaware, and Tianyi Zhang. 2024. Proof automation with large language models. In *Proceedings of the 39th IEEE/ACM International Conference on Automated Software Engineering*. 1509–1520.
- [37] Junyu Luo, Weizhi Zhang, Ye Yuan, Yusheng Zhao, Junwei Yang, Yiyang Gu, Bohan Wu, Bingqi Chen, Ziyue Qiao, Qingqing Long, et al. 2025. Large language model agent: A survey on methodology, applications and challenges. *arXiv preprint arXiv:2503.21460* (2025).
- [38] Renqian Luo, Liai Sun, Yingce Xia, Tao Qin, Sheng Zhang, Hoifung Poon, and Tie-Yan Liu. 2022. BioGPT: generative pre-trained transformer for biomedical text generation and mining. *Briefings in bioinformatics* 23, 6 (2022), bbac409.
- [39] Pingchuan Ma, Tsun-Hsuan Wang, Minghao Guo, Zhiqing Sun, Joshua B Tenenbaum, Daniela Rus, Chuang Gan, and Wojciech Matusik. 2024. LLM and simulation as bilevel optimizers: a new paradigm to advance physical scientific discovery. In *Proceedings of the 41st International Conference on Machine Learning*. 33940–33962.
- [40] Christopher Manning and Hinrich Schütze. 1999. *Foundations of statistical natural language processing*. MIT press.
- [41] National Center for Biotechnology Information. [n.d.]. NCBI Gene. <https://www.ncbi.nlm.nih.gov/gene>. Accessed: 2025-07-29.
- [42] National Library of Medicine. [n.d.]. PubMed. <https://pubmed.ncbi.nlm.nih.gov/>. Accessed: 2025-07-29.
- [43] Long Ouyang, Jeffrey Wu, Xu Jiang, Diogo Almeida, Carroll Wainwright, Pamela Mishkin, Chong Zhang, Sandhini Agarwal, Katarina Slama, Alex Ray, et al. 2022. Training language models to follow instructions with human feedback. *Advances in neural information processing systems* 35 (2022), 27730–27744.
- [44] Liu Pai, Wenyang Gao, Wenjie Dong, Lin Ai, Ziwei Gong, Songfang Huang, Li Zongsheng, Ehsan Hoque, Julia Hirschberg, and Yue Zhang. 2024. A survey on open information extraction from rule-based model to large language model. *Findings of the association for computational linguistics: EMNLP 2024* (2024), 9586–9608.
- [45] Ankit Pal, Logesh Kumar Umapathi, and Malaikannan Sankarasubbu. 2022. Medmcqa: A large-scale multi-subject multi-choice dataset for medical domain question answering. In *Conference on health, inference, and learning*. PMLR, 248–260.

- [46] Chuan Qin, Xin Chen, Chengrui Wang, Pengmin Wu, Xi Chen, Yihang Cheng, Jingyi Zhao, Meng Xiao, Xiangchao Dong, Qingqing Long, et al. 2025. SciHorizon: Benchmarking ai-for-science readiness from scientific data to large language models. In *Proceedings of the 31st ACM SIGKDD Conference on Knowledge Discovery and Data Mining V. 2*. 5754–5765.
- [47] Chandan K Reddy and Parshin Shojaei. 2025. Towards scientific discovery with generative ai: Progress, opportunities, and challenges. In *Proceedings of the AAAI Conference on Artificial Intelligence*, Vol. 39. 28601–28609.
- [48] Dmitry Scherbakov, Nina Hubig, Vinita Jansari, Alexander Bakumenko, and Leslie A Lenert. 2025. The emergence of large language models as tools in literature reviews: a large language model-assisted systematic review. *Journal of the American Medical Informatics Association* 32, 6 (2025), 1071–1086.
- [49] Andrew Sellergren, Sahar Kazemzadeh, Tiam Jaroensri, Atilla Kiraly, Madeleine Traverse, Timo Kohlberger, Shawn Xu, Fayaz Jamil, Cian Hughes, Charles Lau, et al. 2025. Medgemma technical report. *arXiv preprint arXiv:2507.05201* (2025).
- [50] Xinyi Shang, Xu Liao, Zhicheng Ji, and Wenpin Hou. 2025. Benchmarking large language models for genomic knowledge with GeneTuring. *Briefings in Bioinformatics* 26, 5 (2025), bba492.
- [51] Karan Singhal, Shekoofeh Azizi, Tao Tu, S Sara Mahdavi, Jason Wei, Hyung Won Chung, Nathan Scales, Ajay Tanwani, Heather Cole-Lewis, Stephen Pfohl, et al. 2023. Large language models encode clinical knowledge. *Nature* 620, 7972 (2023), 172–180.
- [52] Karan Singhal, Tao Tu, Juraj Gottweis, Rory Sayres, Ellery Wulczyn, Mohamed Amin, Le Hou, Kevin Clark, Stephen R Pfohl, Heather Cole-Lewis, et al. 2025. Toward expert-level medical question answering with large language models. *Nature Medicine* (2025), 1–8.
- [53] Gemma Team, Aishwarya Kamath, Johan Ferret, and etc. 2025. Gemma 3 Technical Report. *arXiv:2503.19786* [cs.CL] <https://arxiv.org/abs/2503.19786>
- [54] Chong Wang, Mengyao Li, Junjun He, Zhongruo Wang, Erfan Darzi, Zan Chen, Jin Ye, Tianbin Li, Yanzhou Su, Jing Ke, et al. 2025. A survey for large language models in biomedicine. *Artificial Intelligence in Medicine* (2025), 103268.
- [55] Chengrui Wang, Qingqing Long, Meng Xiao, Xunxin Cai, Chengjun Wu, Zhen Meng, Xuezhi Wang, and Yuanchun Zhou. 2024. Biorag: A rag-llm framework for biological question reasoning. *arXiv preprint arXiv:2408.01107* (2024).
- [56] Hanchen Wang, Tianfan Fu, Yuanqi Du, Wenhao Gao, Kexin Huang, Ziming Liu, Payal Chandak, Shengchao Liu, Peter Van Katwyk, Andreea Deac, et al. 2023. Scientific discovery in the age of artificial intelligence. *Nature* 620, 7972 (2023), 47–60.
- [57] Peiyi Wang, Lei Li, Liang Chen, Zefan Cai, Dawei Zhu, Binghui Lin, Yunbo Cao, Lingpeng Kong, Qi Liu, Tianyu Liu, et al. 2024. Large language models are not fair evaluators. In *Proceedings of the 62nd Annual Meeting of the Association for Computational Linguistics (Volume 1: Long Papers)*. 9440–9450.
- [58] Chaoyi Wu, Weixiong Lin, Xiaoman Zhang, Ya Zhang, Weidi Xie, and Yanfeng Wang. 2024. PMC-LLaMA: toward building open-source language models for medicine. *Journal of the American Medical Informatics Association* 31, 9 (2024), 1833–1843.
- [59] Shican Wu, Xiao Ma, Dehui Luo, Lulu Li, Xiangcheng Shi, Xin Chang, Xiaoyun Lin, Ran Luo, Chunlei Pei, Changying Du, et al. 2025. Automated literature research and review-generation method based on large language models. *National Science Review* 12, 6 (2025), nwaf169.
- [60] Meng Xiao, Xunxin Cai, Qingqing Long, Chengrui Wang, Yuanchun Zhou, and Hengshu Zhu. 2025. Knowledge-Driven Agentic Scientific Corpus Distillation Framework for Biomedical Large Language Models Training. (2025). *arXiv:2504.19565* [cs.CL] <https://arxiv.org/abs/2504.19565>
- [61] Fengli Xu, Qianyu Hao, Chenyang Shao, Zefang Zong, Yu Li, Jingwei Wang, Yunke Zhang, Jingyi Wang, Xiaochong Lan, Jiahui Gong, Tianjian Ouyang, Fanjin Meng, Yuwei Yan, Qinglong Yang, Yiwen Song, Sijian Ren, Xinyuan Hu, Jie Feng, Chen Gao, and Yong Li. 2025. Toward Large Reasoning Models: A Survey of Reinforced Reasoning with Large Language Models. 6, 10 (2025), 101370. doi:10.1016/j.patter.2025.101370
- [62] An Yang, Baosong Yang, Beichen Zhang, and etc. 2024. Qwen2.5 Technical Report. *arXiv preprint arXiv:2412.15115* (2024).
- [63] Dan Zhang, Ziniu Hu, Sining Zhou, Zhengxiao Du, Kaiyu Yang, Zihan Wang, Yisong Yue, Yuxiao Dong, and Jie Tang. 2024. SciInstruct: a self-reflective instruction annotated dataset for training scientific language models. *Advances in Neural Information Processing Systems* 37 (2024), 1443–1473.
- [64] Tianyi Zhang, Varsha Kishore, Felix Wu, Kilian Q Weinberger, and Yoav Artzi. 2019. Bertscore: Evaluating text generation with bert. *arXiv preprint arXiv:1904.09675* (2019).
- [65] Yanbo Zhang, Sumeer A Khan, Adnan Mahmud, Huck Yang, Alexander Lavin, Michael Levin, Jeremy Frey, Jared Dunnmon, James Evans, Alan Bundy, et al. 2025. Exploring the role of large language models in the scientific method: from hypothesis to discovery. *npj Artificial Intelligence* 1, 1 (2025), 14.
- [66] Chujie Zheng, Hao Zhou, Fandong Meng, Jie Zhou, and Minlie Huang. 2023. Large language models are not robust multiple choice selectors. *arXiv preprint arXiv:2309.03882* (2023).
- [67] Juexiao Zhou, Haoyang Li, Siyuan Chen, Zhangtianyi Chen, Zhongyi Han, and Xin Gao. 2025. Large language models in biomedicine and healthcare. *npj Artificial Intelligence* 1, 1 (2025), 44.
- [68] Xuechao Zou, Kai Li, Junliang Xing, Yu Zhang, Shiyang Wang, Lei Jin, and Pin Tao. 2024. DiffCR: A Fast Conditional Diffusion Framework for Cloud Removal From Optical Satellite Images. *IEEE Transactions on Geoscience and Remote Sensing* 62 (2024), 1–14. doi:10.1109/TGRS.2024.3365806

Category	Model
Close Source	GPT-5
	GPT-4o [21]
	GPT-4 Turbo [1]
	GPT-3.5 Turbo [43]
	Claude 4.5 Sonnet
	Claude 3.5 Sonnet [7]
	Gemini 2.5 Pro [13]
	Gemini 2.5 Flash [13]
Open Source	Mistral Medium 3.1 [5]
	DeepSeek Chat-671B [32]
	LLaMA 3.1-405B [18]
	Mixtral 8×22B (141B) [24]
	Mistral Large-123B [4]
	Qwen 2.5-72B [62]
	LLaMA 3.1-70B [18]
	Gemma 3-27B [53]
	Mistral Small 3.1-24B [6]
	*MedGemma-27B Text-it [49]
	*PMC-LLaMA-13B [58]
	LLaMA 3.1-8B [18]
	Ministral-8B [3]
	Mistral-7B [23]
	Qwen 2.5-7B [62]
	Gemma 3-4B [53]
	*Biomedical-LLaMA-3-8B [14]
	*BioMistral-7B [29]
	*MedAlpaca-7B [45]

Table 4: Models evaluated in this study and asterisks (*) indicate domain-specific models.

A Benchmark Construction and Statistics

Evaluation Perspective	Question Type	Task Scale
Research Attention	Single Choice	High Attention:136,676 Low Attention:290,370
Hallucination Resistance	Single Choice Templated Answer	36,444
Answer Completeness	Multiple Choice Templated Answer	61,726
Literature Influence	Templated Answer Open Answer	40,450

Table 3: Overview of benchmark composition across evaluation perspectives, question types, and scale.

This appendix provides detailed statistics of the benchmark and the evaluated models. Table 3 summarizes the distribution of question types across four evaluation perspectives. In total, the benchmark consists of over 540K questions derived from more than 190K human genes. The questions span single-choice, multiple-choice, templated generation, and open-form answering tasks.

We evaluate 27 LLMs, including general-purpose and biomedical domain-specialized models. Closed-source models are accessed via official APIs using default inference settings. Open-source and domain-specific models are deployed locally following their released configurations. A full list of evaluated models and their versions is provided in Table 4.

B Evaluation Protocol and Implementation Details

To reduce positional bias in multiple-choice evaluation, we employ a cyclic permutation strategy that rotates the correct option across all possible positions. Each question is evaluated under all permutations, and results are aggregated across permutations.

A subset of 2,710 representative questions is sampled to cover all biological scenarios and evaluation perspectives, yielding 9,010 evaluation instances per model. All queries are evaluated in a zero-shot setting with temperature fixed to 0 for reproducibility.

Task-specific prompts specify the required output format. All model outputs are validated using Pydantic schemas to ensure strict structural correctness. Domain-specific models are evaluated following their official usage instructions and recommended inference settings.

C Question Example and Prompts

We provide two examples for each question type, organized by their corresponding scenario, question type, biological knowledge dimension, and evaluation perspective. Figure 10 presents the examples of the generative questions. The subscripts A and B denote variants within the same knowledge dimension that are designed to evaluate distinct aspects of LLM capabilities. Figure 11 presents the prompt templates designed for different question types. A unified system prompt was applied to all tasks, with option texts appended for single-choice and multiple-choice questions. To enable objective and reproducible assessment of LLM performance, task-specific instruction prompts were carefully constructed according to the characteristics of each question type. All format specifications and output constraints were programmatically validated through Pydantic schema definitions to ensure consistency across evaluations.

D Evaluation Metrics

To enable automated and fine-grained assessment of LLM performance, we design task-specific evaluation metrics for five categories of questions. Each question type reflects a distinct aspect of gene-related knowledge and requires tailored evaluation procedures.

Single-Choice Questions We use single-choice questions to evaluate LLMs’ understanding of genes with varying research attention and their ability to correctly identify cases with no valid answer. The evaluation metric is accuracy, defined as:

$$\text{Accuracy} = \frac{\# \text{ correctly answered questions}}{\# \text{ total questions}} \quad (1)$$

Higher accuracy indicates better recognition of correct gene-specific knowledge and stronger hallucination resistance against selecting invalid options. The overall performance is reported using averaged accuracy across multiple evaluation.

Multiple-Choice Questions Multiple-choice questions assess the model’s completeness in understanding gene-related knowledge. Let R denote the reference set of correct options and P the set of predicted options. We compute precision, recall, and F1-score for each question:

$$\text{Precision} = \frac{|P \cap R|}{|P|} \quad \text{Recall} = \frac{|P \cap R|}{|R|}, \quad (2)$$

Scenario	Question Type	Genomic Knowledge	Evaluation Perspective	Question Example
Genomic Nomenclature	Q1	Single Choice	Gene Full Name	Research Attention
	Q2–A	Single Choice	Synonyms	Hallucination Resistance
	Q2–B	Multiple Choice	Synonyms	Knowledge Completeness
Biological Knowledge	Q3–A	Single Choice	Chromosome Location	Research Attention
	Q3–B	Single Choice	Chromosome Location	Hallucination Resistance
	Q4	Single Choice	Gene Type	Research Attention
Literature Association	Q5	Multiple Choice	Related Proteins	Knowledge Completeness
	Q6	Templated Answer	Expression	Knowledge Completeness
	Q7	Templated Answer	Gene Ontology	Literature Influence
Literature Association	Q8	Open Answer	Functional Summary	Literature Influence

Figure 10: Each example corresponds to a specific evaluation perspective. A and B indicate variants within the same genomic knowledge dimension that evaluate different capability perspectives of LLMs.

Question Type	Task Instruction Prompt
Single Choice	Task Instruction: Only provide the correct option item (e.g., 'A'). Do not include option details and any additional information or explanations.
Multiple Choice	Task Instruction: Only provide the letters of the correct options, separated by commas (e.g., 'A, B'). Do not include option details and any additional information or explanations.
Templated Answer: Expression	Task Instruction: Provide a JSON dictionary with two keys: 'Tissue' and 'Category'. 'Tissue' key's value should be a list of relevant tissues. 'Category' key's value must be one of the following categories: 'Low expression', 'Broad expression', 'Biased expression', 'Restricted expression', 'Ubiquitous expression'. Here are the candidate tissues: 'fat', 'brain', 'gall bladder', 'heart', 'endometrium', 'prostate', 'testis', 'salivary gland', 'lung', 'ovary', 'esophagus', 'colon', 'duodenum', 'liver', 'lymph node', 'appendix', 'small intestine', 'skin', 'urinary bladder', 'stomach', 'spleen', 'adrenal', 'kidney', 'placenta', 'bone marrow', 'thyroid', 'pancreas'. For 'Low expression' category, the tissue list should be 'Low expression'. For example: <code>{{"Tissue": ["Low expression"], "Category": "Low expression"}}</code> . For example of other categories: <code>{{"Tissue": ["liver", "colon"], "Category": "Biased expression"}}</code> . Only provide the JSON dictionary as your response, without any additional text or explanations.
Templated Answer: Gene Ontology	Task Instruction: Provide a JSON array of objects. Each object in the array must contain two keys: 'go' and 'evidence'. The value for 'go' should be the full Gene Ontology annotation. The value for 'evidence' must be one of the following codes: EXP, IDA, IPI, IMP, IGI, IEP, IBA, IBD, IKR, IRD, ISM, IGC, RCA, TAS, NAS, IC, ND, IEA. For example: <code>{{{"go": "located in nucleus", "evidence": "IDA"}, {"go": "enables calcium ion binding", "evidence": "IEA"}}</code> Do not include any additional information, explanations, or text before or after the JSON array. Your answer should be based on the context. Context: {context}
Open Answer: Function Summary	Task Instruction: Provide a functional summary of the given gene. Do not include any additional information, explanations, or text before or after the summary. You could use the following context to answer the question. Context: {context}
System Prompt	
You are a biologist. Please carefully read the provided instruction and answer the questions. Question: {question} Options: {options_text} <i>[Only within Single Choice and Multiple Choice]</i>	

Figure 11: Prompt templates for all question types, including the unified system prompt and task-specific instruction prompts.

$$F1 = \frac{2 \times \text{Precision} \times \text{Recall}}{\text{Precision} + \text{Recall}} \quad (3)$$

The overall performance is reported using macro-averaged F1.

Expression Pattern For gene expression pattern questions, each reference answer is represented as a structured dictionary containing an expression category (Category) and a list of expressed tissues (Tissue). The expression category is treated as a scalar label and is scored as 1 for an exact match and 0 otherwise. The tissue list is treated as a multi-label set, for which an F1-score is computed. The final expression score is defined as:

$$\text{Score}_{\text{Expr}} = \alpha \cdot \text{CategoryMatch} + \beta \cdot F1_{\text{Tissue}} \quad (4)$$

where both components are given equal weight, i.e., $\alpha = \beta = 0.5$.

Gene Ontology Annotation We follow the procedure widely adopted in the *Critical Assessment of Function Annotation* (CAFA) [25] for Gene Ontology annotation evaluation. We introduce minor adaptations for language model outputs. All predicted GO descriptions are first normalized and mapped to valid GO identifiers using a

dictionary constructed from official terms and their synonyms (i.e., from `go-basic.obo`¹). Unmappable predictions are excluded from the evaluation and tracked separately as hallucinated outputs. For each gene, we then compute the GO closures of both the reference annotations and the model predictions, and derive precision, recall, and F1-score from the resulting sets.

Functional Summary For functional summary generation, we regard the NCBI functional description of each gene as the reference text. The evaluation integrates three complementary dimensions: ROUGE-L [31] for lexical overlap, BERTScore for semantic similarity [64], and perplexity (PPL) as a measure of fluency [40]. We apply following transformation to normalize perplexity into a fluency score, so that higher score means better performance:

$$\text{Fluency} = \frac{1}{1 + \log_{10}(\text{PPL})}. \quad (5)$$

¹<https://geneontology.org/docs/download-ontology/go-basic.obo>

The final summary score is computed as the arithmetic mean of the three components:

$$\text{Score}_{\text{Func}} = \frac{1}{3} (\text{ROUGE-L} + \text{BERTScore} + \text{Fluency}). \quad (6)$$

E Detailed Results

Table 5 and Table 6 report the detailed performance of all evaluated models across the four evaluation perspectives. Table 5 presents results for research attention and hallucination resistance, covering low- vs. high-attention genes for gene full name, chromosome location, and gene type, as well as hallucination resistance on synonyms and chromosome location. Table 6 summarizes performance on knowledge completeness and literature influence, including multi-answer tasks (related proteins, synonyms, and expression patterns) and Gene Ontology / functional summary questions with or without reference abstracts. For accuracy- and completeness-based tasks, scores are reported as mean \pm standard deviation over cyclic permutations of answer options. In both tables, models marked with an asterisk (*) denote biomedical domain-specialized LLMs.

F Future Directions

While SciHORIZON-GENE provides comprehensive coverage of gene-level reasoning behaviors, it currently focuses on genes as isolated

functional units. An important direction for future work is to extend the benchmark toward higher-order biological reasoning, such as regulatory relationships, gene-gene interactions, and pathway- or network-level contexts. Incorporating such structures may enable deeper assessment of how LLMs integrate structured biological knowledge with contextual evidence. Another promising direction is to explore the role of gene-centric reasoning in downstream biological interpretation workflows, including reference-based annotation and functional interpretation in large-scale cell atlas studies. Benchmarking how gene-level reliability propagates to higher-level biological analyses may further clarify the practical implications of LLM behavior in real-world biomedical settings. Finally, extending the benchmark to additional species, conditions, and emerging genomic resources could further enhance its coverage and applicability, supporting more robust evaluation of LLMs across diverse biological contexts.

G Online Resources

The online resources of encrypted benchmark data and evaluation visualization will be released toward the SciHORIZON² platform.

Received 20 February 2007; revised 12 March 2009; accepted 5 June 2009

²<https://scihorizon.cn>

	Research Attention						Hallucination Resistance	
	Gene Full Name		Chromosome Location(A)		Gene Type		Synonyms(A)	Chromosome Location(B)
	Low attention	High attention	Low attention	High attention	Low attention	High attention		
Close Source								
GPT-5	36.19 ± 4.19	99.17 ± 0.60	36.19 ± 2.99	68.81 ± 0.34	54.29 ± 0.67	93.57 ± 1.68	82.38 ± 2.02	55.60 ± 1.88
Claude 3.5 Sonnet	35.24 ± 2.55	99.05 ± 0.39	24.17 ± 3.92	68.93 ± 2.38	64.40 ± 1.80	84.05 ± 0.62	85.59 ± 1.37	50.48 ± 4.52
Mistral Medium 3.1	34.88 ± 2.68	98.45 ± 0.81	22.14 ± 2.15	61.78 ± 1.76	63.69 ± 4.72	79.29 ± 1.13	81.07 ± 1.37	62.38 ± 5.10
GPT-4o	32.02 ± 3.53	99.53 ± 0.95	35.83 ± 3.40	42.02 ± 0.82	53.57 ± 4.30	85.83 ± 1.42	88.33 ± 2.51	90.83 ± 4.07
Claude 4.5 Sonnet	27.14 ± 1.60	98.34 ± 0.27	26.19 ± 1.78	64.53 ± 0.61	59.76 ± 1.92	86.67 ± 2.16	64.29 ± 3.91	23.69 ± 1.71
Gemini 2.5 Pro	30.00 ± 2.52	99.36 ± 0.73	30.63 ± 3.70	63.33 ± 1.26	46.98 ± 2.15	82.62 ± 1.67	53.33 ± 2.90	40.79 ± 4.16
GPT-4 Turbo	36.31 ± 1.80	98.45 ± 1.06	21.79 ± 5.23	43.69 ± 1.37	45.24 ± 1.60	76.79 ± 7.94	67.62 ± 1.82	75.48 ± 1.93
Gemini 2.5 Flash	27.46 ± 3.17	98.89 ± 0.28	23.97 ± 1.53	50.63 ± 0.55	48.10 ± 1.72	80.00 ± 2.38	63.18 ± 1.53	53.81 ± 4.29
GPT-3.5 Turbo	33.45 ± 4.35	95.72 ± 2.02	15.24 ± 2.52	23.97 ± 1.37	62.02 ± 4.77	64.60 ± 1.37	54.61 ± 0.55	2.86 ± 0.48
Open Source: Large Scale								
Mistral Large-123B	34.88 ± 2.18	98.57 ± 0.87	22.03 ± 1.42	61.43 ± 3.09	63.34 ± 4.57	79.76 ± 0.91	80.95 ± 1.65	62.38 ± 4.47
DeepSeek Chat-671B	32.15 ± 2.87	99.52 ± 0.39	20.00 ± 1.65	60.83 ± 1.48	59.76 ± 2.08	76.08 ± 1.67	96.43 ± 0.62	37.98 ± 2.03
LLaMA 3.1-405B	28.69 ± 4.64	99.41 ± 0.45	23.22 ± 1.26	47.15 ± 1.10	48.10 ± 3.83	72.50 ± 2.04	76.35 ± 0.73	38.45 ± 5.40
Mixtral 8x22B (141B)	34.41 ± 2.65	95.84 ± 1.57	15.72 ± 1.23	30.24 ± 2.47	51.19 ± 3.22	64.76 ± 3.35	59.88 ± 3.89	36.07 ± 2.21
Open Source: Middle Scale								
Qwen 2.5-72B	35.60 ± 0.81	97.86 ± 1.20	20.83 ± 2.94	34.05 ± 3.07	55.12 ± 3.12	75.24 ± 2.23	86.43 ± 1.38	67.74 ± 0.81
Mistral Small 3.1-24B	33.34 ± 0.87	96.79 ± 0.45	16.62 ± 1.47	32.86 ± 2.66	48.21 ± 3.47	66.55 ± 1.42	73.81 ± 2.06	55.48 ± 3.74
LLaMA 3.1-70B	30.83 ± 2.68	97.74 ± 1.48	17.02 ± 3.15	40.12 ± 0.81	64.76 ± 1.94	79.76 ± 2.47	22.03 ± 1.05	12.38 ± 1.10
Gemma 3 27B	32.38 ± 3.87	92.74 ± 1.42	16.55 ± 2.28	26.67 ± 4.68	62.03 ± 1.31	65.84 ± 0.98	10.48 ± 1.03	0.60 ± 0.45
*MedGemma-27B Text-it	29.05 ± 2.06	82.26 ± 3.65	15.83 ± 2.89	25.00 ± 3.12	44.05 ± 4.61	62.14 ± 1.84	34.05 ± 0.81	13.10 ± 0.99
*PMC-LLaMA-13B	28.81 ± 4.61	85.84 ± 0.98	22.03 ± 2.97	25.00 ± 5.25	27.14 ± 4.38	31.31 ± 2.94	39.29 ± 1.64	15.00 ± 2.11
Open Source: Small Scale								
Ministral-8B	32.86 ± 3.79	91.79 ± 0.71	17.26 ± 2.89	26.43 ± 2.28	67.62 ± 1.23	48.10 ± 2.94	89.29 ± 1.48	8.57 ± 1.40
Qwen 2.5-7B	32.50 ± 2.95	95.84 ± 1.31	17.38 ± 1.85	25.84 ± 2.79	54.05 ± 1.48	57.86 ± 3.70	97.74 ± 2.04	39.76 ± 2.76
Mistral-7B	20.60 ± 1.53	80.83 ± 2.50	8.22 ± 1.19	21.31 ± 2.62	39.76 ± 2.00	50.48 ± 5.69	39.53 ± 3.39	22.02 ± 3.29
*BioMistral-7B	19.29 ± 1.48	45.48 ± 3.26	21.19 ± 3.44	15.72 ± 2.36	30.71 ± 3.33	28.57 ± 4.97	20.72 ± 0.63	10.48 ± 0.78
LLaMA 3.1-8B	33.93 ± 3.57	91.19 ± 1.48	14.88 ± 2.18	28.69 ± 1.47	52.86 ± 2.72	56.08 ± 4.30	4.17 ± 1.25	0.12 ± 0.24
Gemma 3-4B	32.86 ± 2.88	73.45 ± 1.92	17.86 ± 1.85	24.41 ± 3.40	58.93 ± 1.05	54.88 ± 1.36	10.71 ± 2.87	0.00 ± 0.00
*Biomedical-LLaMA-3-8B	26.19 ± 2.78	51.31 ± 2.44	18.81 ± 2.92	26.43 ± 3.40	26.43 ± 4.35	31.91 ± 3.04	0.72 ± 2.18	0.24 ± 0.48
*MedAlpaca-7B	29.41 ± 3.53	60.60 ± 4.64	18.10 ± 2.52	21.31 ± 2.65	27.14 ± 3.41	28.34 ± 6.18	22.14 ± 1.15	6.91 ± 4.69

Table 5: Performance of LLMs on the research attention and hallucination perspectives. Scores are reported as mean ± standard deviation over cyclic permutations. Asterisks (*) denote biomedical domain-specialized models.

	Knowledge Completeness			Literature Influence			
	Synonyms (B)	Related Proteins	Expression Pattern	Gene Ontology		Functional Summary	
				Without Abs.	With Abs.	Without Abs.	With Abs.
Close Source							
GPT-5	85.45 ± 0.90	82.39 ± 1.14	55.02 ± 1.18	49.97	36.37	35.74	35.66
Claude 3.5 Sonnet	90.13 ± 1.20	82.66 ± 1.47	43.35 ± 4.88	47.68	21.48	37.87	36.40
Mistral Medium 3.1	87.55 ± 0.85	82.18 ± 0.67	50.33 ± 5.92	34.38	34.54	35.23	35.10
GPT-4o	80.76 ± 0.81	82.28 ± 0.57	35.47 ± 3.82	22.79	12.34	36.50	38.22
Claude 4.5 Sonnet	85.75 ± 1.24	84.80 ± 0.69	45.73 ± 1.85	47.64	24.98	37.88	36.99
Gemini 2.5 Pro	86.51 ± 0.87	83.38 ± 0.80	53.58 ± 2.79	41.54	29.47	37.07	35.30
GPT-4 Turbo	84.07 ± 3.98	83.01 ± 0.65	32.99 ± 1.61	26.56	37.26	38.17	37.16
Gemini 2.5 Flash	75.32 ± 1.40	77.39 ± 0.78	56.02 ± 4.84	31.12	21.54	33.48	34.97
GPT-3.5 Turbo	66.62 ± 1.24	80.38 ± 0.70	22.70 ± 2.91	31.00	19.79	37.38	33.28
Open Source: Large Scale							
Mistral Large-123B	87.54 ± 1.20	82.36 ± 0.77	24.82 ± 2.82	31.49	33.16	35.12	37.89
DeepSeek Chat-671B	82.75 ± 0.82	82.10 ± 0.59	40.94 ± 1.79	39.07	18.58	37.23	36.07
LLaMA 3.1-405B	88.74 ± 0.84	83.66 ± 0.81	22.73 ± 3.25	34.08	11.91	37.52	37.58
Mixtral 8x22B (141B)	80.41 ± 1.39	81.06 ± 0.84	39.29 ± 1.85	26.21	22.27	34.19	37.22
Open Source: Middle Scale							
Qwen 2.5-72B	80.45 ± 0.83	77.58 ± 0.45	30.26 ± 2.73	30.43	32.52	35.33	37.95
Mistral Small 3.1-24B	76.13 ± 2.19	77.10 ± 1.41	37.46 ± 6.91	17.03	20.96	35.17	36.55
LLaMA 3.1-70B	87.27 ± 1.67	83.69 ± 0.68	33.60 ± 3.75	33.36	24.21	36.73	35.27
Gemma 3 27B	79.83 ± 1.17	79.40 ± 1.19	34.58 ± 3.88	—	—	34.04	34.01
*MedGemma-27B Text-it	65.30 ± 0.35	67.78 ± 0.90	38.28 ± 1.63	16.26	—	31.81	—
*PMC-LLaMA-13B	48.41 ± 1.33	46.73 ± 1.48	7.81 ± 2.26	2.77	—	16.71	—
Open Source: Small Scale							
Ministral-8B	73.14 ± 1.48	72.42 ± 1.03	24.12 ± 1.73	20.29	12.25	36.02	36.48
Qwen 2.5-7B	54.92 ± 3.48	68.56 ± 1.04	24.35 ± 2.24	15.05	7.38	32.62	26.59
Mistral-7B	49.78 ± 1.40	78.47 ± 2.70	7.55 ± 2.65	4.79	0.89	34.78	16.29
*BioMistral-7B	76.90 ± 1.35	73.45 ± 2.11	21.33 ± 3.21	10.10	9.43	39.67	35.26
LLaMA 3.1-8B	72.07 ± 0.85	77.15 ± 0.92	30.59 ± 1.77	—	—	34.63	34.46
Gemma 3-4B	66.11 ± 1.87	72.16 ± 1.04	19.87 ± 1.58	—	11.07	32.16	33.48
*Biomedical-LLaMA-3-8B	64.51 ± 2.18	67.23 ± 0.65	45.34 ± 4.37	1.61	13.55	27.61	31.65
*MedAlpaca-7B	37.71 ± 1.07	43.43 ± 1.39	0.00 ± 0.00	—	—	32.03	—

Table 6: Performance of LLMs on the knowledge completeness and literature influence. Scores are reported as mean ± standard deviation over cyclic permutations. Asterisks (*) denote biomedical domain-specialized models.