

of the reasoning trajectory, and should be invariant to policy choice. This highlights a fundamental conflict between MCE and process rewards, leading to significant label noise (Ding et al., 2025). As shown in Figure 1, MCE method correlates poorly with human annotations, regardless of the sampling budget or model capability.

To combat this, we first analyze the sources of MCE labeling errors, which we categorize as: 1) **False Positives (FP)**, where an incorrect step leads to a correct final answer due to the policy’s powerful self-correction capabilities; and 2) **False Negatives (FN)**, where a correct step leads to an incorrect final answer due to subsequent failures in the reasoning path (as seen in Figure 2). Motivated by these observations, we propose a two-stage approach to mitigate the impact of above noise on process reward modeling. First, during the data labeling phase, we design a reflection-aware label correction mechanism, which corrects overestimated rewards for steps involving self-correction, thereby addressing FPs. Second, during the model training phase, we propose a Noise-Aware Iterative Training framework. This framework allows the model effectively to combine the initial labels with its own confidence to correct the labels, thereby accurately judging the correctness of each reasoning step.

We conduct extensive experiments across diverse datasets and model scales. Compared to PRMs trained under noisy supervision, our model achieves up to a 27% absolute improvement in average F1 for step-level correctness discrimination, while reaching comparable performance to strong critic models such as GPT-4o. Under test-time scaling with Best-of- N , our PRM further improves final answer accuracy by 3.2–5.6% over baselines. Additional experiments show consistent gains as training data scales, indicating strong robustness and favorable scaling behavior.

2 Related Work

2.1 From Outcomes to Processes

Process Reward Models (PRMs) provide fine-grained supervision over intermediate reasoning steps and have been shown to improve reasoning accuracy (Uesato et al., 2022; Lightman et al., 2023). Most existing PRMs model step correctness via independent classification with cross-entropy loss (Cao et al., 2025; Han et al., 2025; Hu et al., 2025; Khalifa et al., 2025; Zhang et al., 2024), which

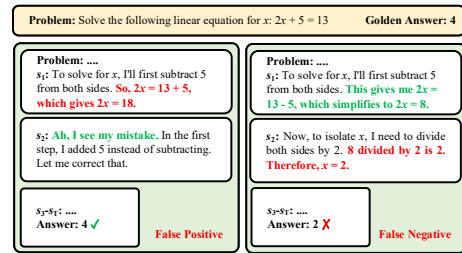


Figure 2: Illustration of MCE label noise. **(Left) False Positive:** A high reward is assigned to an incorrect step due to the policy’s subsequent self-correction. **(Right) False Negative:** A low reward is assigned to a correct step due to a subsequent policy failure.

ignores inter-step dependencies and is sensitive to noisy supervision. To better capture sequential structure, Li and Li propose Process Q-value Models (PQM) that optimize relative Q-value rankings. Beyond discriminative formulations, Generative PRMs assign rewards conditioned on explicitly generated chain-of-thoughts, enabling stronger generalization and test-time scaling (Zeng et al., 2025; Zhao et al., 2025; Zhang et al., 2025a,b). In contrast, our work focuses on improving the robustness of discriminative PRMs under noisy process supervision.

2.2 Data Annotation for Process Supervision

Effective PRM training depends on high-quality process annotations, which are costly to obtain at scale. To reduce annotation overhead, prior work explores automated labeling via LLM-based annotators (Tan et al., 2025; Adak et al., 2025; Wang et al., 2025) or Monte Carlo Estimation (MCE), which estimates step correctness by sampling future reasoning trajectories (Wang et al., 2024; Sun et al., 2025; Luo et al., 2024). However, MCE-based labels are highly sensitive to the sampling policy and often exhibit substantial noise. The most closely related work is Ding et al., 2025, which reduces label noise via self-denoising across rollouts of a fixed policy, our approach directly addresses this limitation by explicitly correcting reflection-induced overestimation and iteratively refining labels beyond a fixed policy.

3 Preliminary

We first review Monte Carlo Estimation (MCE) for process supervision, then formalize discriminative

process reward modeling, and finally analyze how MCE induces policy-dependent label noise.

3.1 Monte Carlo Estimation

Given a generative policy π , MCE samples K future continuations from step s_t , producing trajectories $\{\tau^{(k)}\}_{k=1}^K$, and compares their final answers $a(\tau^{(k)})$ with the ground-truth answer a^* . Two common estimation strategies are used:

$$\hat{y}_t^{\text{SE}}(\pi) = \frac{1}{K} \sum_{k=1}^K \mathbb{1}(a(\tau^{(k)}) = a^*), \quad (1)$$

$$\hat{y}_t^{\text{HE}}(\pi) = \max_{k \in \{1, \dots, K\}} \mathbb{1}(a(\tau^{(k)}) = a^*), \quad (2)$$

where $\mathbb{1}(\cdot)$ denotes the indicator function. **Soft Estimation (SE)** assigns a probabilistic label, while **Hard Estimation (HE)** yields a binary label indicating whether at least one sampled continuation reaches the correct answer.

3.2 Discriminative Process Reward Modeling

Given a problem P and a reasoning trajectory $\tau = (s_1, \dots, s_T)$, a discriminative process reward model (PRM) R_θ assigns a correctness score to each step conditioned on its prefix:

$$r_t = R_\theta(P, s_{\leq t}), \quad r_t \in (0, 1). \quad (3)$$

Let $y_t \in [0, 1]$ denote the step-level correctness label, which can be either binary (e.g., from HE) or continuous (e.g., from SE). PRMs are typically trained using a cross-entropy objective:

$$\mathcal{L}_{\text{CE}} = - \sum_{t=1}^T [y_t \log r_t + (1 - y_t) \log(1 - r_t)]. \quad (4)$$

This formulation enables PRMs to act as discriminative classifiers that evaluate the validity of intermediate reasoning steps.

3.3 Policy-Dependent Label Noise

A fundamental limitation of MCE is that the estimated label $\hat{y}_t(\pi)$ depends on the *future behavior of the sampling policy* π , rather than the intrinsic correctness of step s_t . This policy dependence introduces label noise, including: (i) **False Positives (FP)**, where incorrect steps receive high rewards due to downstream self-correction (As shown in Figure 2 Left), and (ii) **False Negatives (FN)**, where correct steps are penalized because later reasoning fails (As shown in Figure 2 Right). Mitigating such policy-induced noise is the central motivation of this work.

4 Method

In this section, we propose a two-stage framework for training robust discriminative PRMs under noisy process supervision. Our method addresses policy-dependent noise introduced by MCE through (i) reflection-aware label correction during data annotation and (ii) noise-aware iterative training with selective label refinement. The overall workflow is illustrated in Figure 3.

4.1 Reflection-Aware Label Correction

As discussed in Section 3, MCE assigns step-level labels by sampling K trajectories from a generative policy conditioned on a given reasoning prefix. However, this procedure may produce false positives when an initially incorrect step is later corrected within a trajectory that still reaches the correct answer.

To mitigate this issue, we introduce a reflection-aware correction mechanism that operates at the *trajectory level* prior to MCE aggregation. For each sampled trajectory $\tau^{(i)} = (s_1, \dots, s_T)$, we apply a large language model to identify whether the correctness of the final answer is achieved by explicitly revising or negating an earlier step s_t . The prompt template is shown in Appendix B. Formally, for a trajectory $\tau^{(i)}$ that reaches the correct final answer, we define a binary reflection indicator:

$$\text{REFLECT}(\tau^{(i)}, t) \in \{0, 1\}, \quad (5)$$

which evaluates whether any downstream step s_k ($k > t$) explicitly corrects the content of s_t . If $\text{REFLECT}(\tau^{(i)}, t) = 1$, the trajectory is considered invalid evidence for the correctness of step s_t , and is re-labeled as unsuccessful with respect to s_t , even though it reaches the correct final answer.

After applying reflection detection to all sampled trajectories, MCE aggregation is performed on the corrected trajectory outcomes. This mechanism is designed as a high-precision filter that selectively removes spurious success trajectories caused by self-correction. As a result, it substantially reduces false positives introduced by MCE.

4.2 Noise-Aware Iterative Training

While reflection-aware correction substantially reduces false positives, residual label noise persists, particularly false negatives arising from limited policy capability. Directly correcting such cases via judgment-based supervision is inherently ambiguous, as downstream failures do not provide

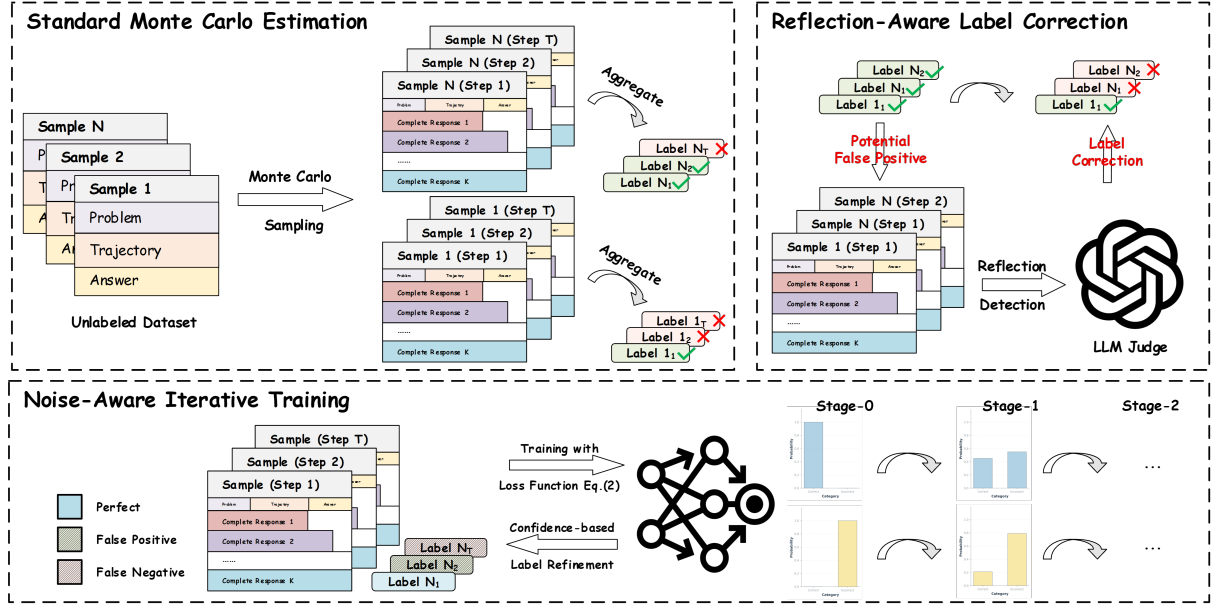


Figure 3: Overview of the proposed framework for robust process reward modeling. The framework consists of two stages. **(Top right)** In the data annotation stage, we propose a reflection-aware label correction mechanism, where an LLM judge detects reflection and self-correction behaviors within reasoning trajectories to identify and suppress overestimated rewards. **(Bottom)** In the training stage, we introduce a noise-aware iterative training framework that trains the process reward model with noise-robust objectives and progressively refines noisy labels based on model confidence across multiple stages.

observable evidence that a preceding step is incorrect. To robustly train PRMs under this residual noise, we propose a noise-aware iterative training framework.

We first train an initial PRM $R_{\theta(0)}$ on the filtered dataset with labels $\{\tilde{y}_t^{(0)}\}$ using standard cross-entropy loss. At iteration k , the model $R_{\theta(k)}$ re-evaluates each step and outputs a continuous correctness score:

$$r_t^{(k)} = R_{\theta(k)}(P, s_{\leq t}), \quad r_t^{(k)} \in (0, 1). \quad (6)$$

For each step, we refine its supervision signal based on the discrepancy between the model prediction and the current label. Given a threshold δ , the refined label $\tilde{y}_t^{(k+1)}$ is defined as:

$$\tilde{y}_t^{(k+1)} = \begin{cases} r_t^{(k)}, & \text{if } |r_t^{(k)} - \tilde{y}_t^{(k)}| > \delta, \\ \tilde{y}_t^{(k)}, & \text{otherwise.} \end{cases} \quad (7)$$

This selective refinement strategy preserves the majority of original labels while attenuating the influence of potentially corrupted ones. Under the empirically observed low-noise regime after reflection-based filtering, strong disagreement between the model prediction and the original label is more likely to indicate label noise than model error. The refinement and retraining procedure is

repeated for multiple iterations to obtain the final PRM. The complete training procedure is summarized in Algorithm 1.

5 Experiments

We conduct experiments to evaluate the effectiveness of our method at both the data and model levels. Our evaluation focuses on the following research questions (RQs):

- **RQ1:** Can reflection-aware label correction improve the quality of the automated process-supervised annotation?
- **RQ2:** Can Noise-Aware Iterative Training enhance the PRMs performance?

5.1 Experimental Setup

We describe the dataset construction, compared baselines, and evaluation protocols. More experimental details are shown in Appendix A.

5.1.1 Training Datasets

MC Dataset. We sample problems and ground-truth answers from the training splits of GSM8K, MATH-500, and PRM800K, and generate 128K reasoning trajectories (about 1M steps) using models from the QWEN2.5 and QWEN2.5-MATH Series. Step-level labels are produced via Monte

Model	GSM8K			MATH			Olympiad Bench			Omni Math			Avg.
	error	correct	F1	error	correct	F1	error	correct	F1	error	correct	F1	F1
Criric Models (LLM-as-a-judge)													
GPT-4o-0806	70.0	91.2	79.2	54.4	76.6	63.6	45.8	58.4	51.4	45.2	65.6	53.5	61.9
Qwen2.5-72B-Instruct	62.8	96.9	76.2	46.3	93.1	61.8	38.7	92.6	54.6	36.6	90.9	52.2	61.2
MCE-based PRMs													
Math-Shepherd-PRM-7B	32.4	91.7	47.9	18.0	82.0	29.5	15.0	71.1	24.8	14.2	73.0	23.8	31.5
RLHFlow-PRM-Mistral-8B	33.8	99.0	50.4	21.7	72.2	33.4	8.2	43.1	13.8	9.6	45.2	15.8	28.4
RLHFlow-PRM-Deepseek-8B	24.2	98.4	38.8	21.4	80.0	33.8	10.1	51.0	16.9	10.9	51.9	16.9	26.6
★ Qwen2.5-Math-7B-MC	33.2	92.7	48.7	21.5	77.8	32.5	12.6	60.1	20.6	12.9	54.6	19.9	30.4
Filtered-integrated PRMs													
Qwen2.5-Math-PRM-7B	72.0	96.4	82.4	68.0	90.4	77.6	55.7	85.5	67.5	55.2	83.0	66.3	73.5
★ Qwen2.5-Math-7B-MCRD	55.6	94.5	67.6	41.9	78.5	52.1	22.5	61.2	28.8	20.8	55.7	28.5	44.3
Other PRM Baselines													
Skywork-PRM-Qwen2.5-7B	61.8	82.9	70.8	43.8	62.2	53.6	17.9	31.9	22.9	14.0	41.9	21.0	42.1
EurusPRM-Stage1	46.9	42.0	44.3	33.3	38.2	35.6	23.9	19.8	21.7	21.9	24.5	23.1	31.2
EurusPRM-Stage2	51.2	44.0	47.3	36.4	35.0	35.7	25.7	18.0	21.2	23.1	19.1	20.9	31.3
★ Qwen2.5-Math-7B-NAIT	65.5	95.1	<u>77.9</u>	55.2	79.8	<u>64.6</u>	35.8	60.5	<u>44.1</u>	32.9	61.9	<u>42.8</u>	<u>57.4</u>

Table 1: Evaluation Results on ProcessBench. **Bold** represents the best result, Underline represents the second best result. ★ represents the models we trained. The results of QWEN2.5-MATH-1.5B-NAIT are shown in Appendix D.

Algorithm 1 Noise-Aware Iterative Training

Require: Filtered dataset $\mathcal{D}^{(0)} = \{(x_t, y_t^{(0)})\}_{t=1}^M$,
threshold δ , number of iterations N
Ensure: Trained process reward model $R_{\theta(N)}$

- 1: Train initial PRM $R_{\theta(0)}$ on $\mathcal{D}^{(0)}$
- 2: **for** $n = 0$ to $N - 1$ **do**
- 3: Initialize refined dataset $\mathcal{D}^{(n+1)} \leftarrow \emptyset$
- 4: **for** each sample $(x_t, y_t^{(n)}) \in \mathcal{D}^{(n)}$ **do**
- 5: $r_t \leftarrow R_{\theta(n)}(x_t)$
- 6: **if** $|r_t - y_t^{(n)}| > \delta$ **then**
- 7: $\tilde{y}_t \leftarrow r_t$
- 8: **else**
- 9: $\tilde{y}_t \leftarrow y_t^{(n)}$
- 10: **end if**
- 11: Add (x_t, \tilde{y}_t) to $\mathcal{D}^{(n+1)}$
- 12: **end for**
- 13: Train PRM $R_{\theta(n+1)}$ on $\mathcal{D}^{(n+1)}$
- 14: **end for**
- 15: **return** $R_{\theta(N)}$

Carlo Estimation with hard estimation and $K = 8$, using QWEN2.5-MATH-7B-INSTRUCT as the sampling policy. The resulting dataset is referred to as **MC-7B**.

MCRD Dataset. Starting from **MC-7B**, we apply the proposed reflection-aware label correction to filter trajectories involving explicit self-correction before MCE aggregation, yielding the **MCRD** dataset. We use QWEN2.5-7B-INSTRUCT as the judge, producing the final dataset **MCRD-7B-7B**.

Method	MC-HE		7B-Inst.		14B-Inst.	
	Acc	F1	Acc	F1	Acc	F1
Math-1.5B.	0.655	0.698	0.669	0.731	0.669	0.730
Math-1.5B-Inst.	0.665	0.650	0.691	0.717	0.706	0.724
Math-7B.	0.646	0.674	0.672	0.726	0.684	0.732
Math-7B-Inst.	0.665	0.671	0.693	0.729	0.703	0.730
7B-Inst.	0.610	0.521	0.682	0.685	0.710	0.709
14B-Inst.	0.610	0.551	0.678	0.687	0.684	0.677
32B-Inst.	0.631	0.549	0.667	0.680	0.672	0.634

Table 2: Label quality evaluation on the PRM800K test subset. We compare standard Monte Carlo Hard Estimation (**MC-HE**) against reflection-aware labeling with Qwen2.5-7B/14B-Instruct judges (**7B/14B-Inst.**), using various Qwen2.5-Math and Qwen2.5 series models as generators. **Blue** and **Red** highlight the best Accuracy and F1 Score, respectively.

5.1.2 Baselines

We categorize the baselines into three groups according to their labeling strategies and training paradigms. **1) MCE-based PRMs.** These models are trained directly on datasets labeled using standard Monte Carlo Estimation, including Math-Shepherd (Wang et al., 2024) and RLHFlow-PRM (Dong et al., 2024). **2) Filtered-integrated PRMs.** These methods introduce additional label filtering or refinement mechanisms on top of MCE-labeled datasets, including Qwen2.5-Math-PRM (Zhang et al., 2025c). **3) Other PRM Baselines.** We further include competitive PRMs obtained via alternative training pipelines or stronger supervision, namely Skywork-PRM (He et al., 2024) and Eurus-

Model	Training Samples	Aggregation Method	GSM8K	MATH	GAOKAO	MINERVA MATH	Avg.
Greedy			94.4	78.0	69.3	49.2	72.7
Majority Vote@8			95.0	81.8	73.2	53.3	75.8
Pass@8 (Upper Bound)			97.0	87.0	80.0	63.2	81.8
Math-Shepherd-PRM-7B	445K	Mean	92.0	76.2	69.6	49.6	71.9
RLHFlow-PRM-Mistral-8B	273K	Mean	94.8	80.0	70.9	50.4	74.0
RLHFlow-PRM-DeepSeek-8B	253K	Mean	94.8	79.4	72.7	50.0	74.2
EurusPRM-Stage1	463K	Min	93.5	79.4	71.2	52.6	74.2
EurusPRM-Stage2	693K	Sum	93.9	80.6	72.2	51.5	74.6
Skywork-PRM-Qwen2.5-7B	-	Mean	93.8	80.6	74.5	51.1	75.0
Qwen2.5-Math-PRM-7B	1500K	Mean	95.4	81.6	73.5	54.0	76.1
★ Qwen2.5-Math-7B-MC	128K	Mean	91.8	75.9	69.1	49.3	71.5
★ Qwen2.5-Math-7B-MCRD	128K	Mean	95.0	80.2	72.9	50.8	74.7
★ Qwen2.5-Math-7B-NAIT	128K	Mean	95.6	82.1	73.2	52.7	75.9

Table 3: Best-of-8 evaluation performance comparison on the Reasoning benchmarks with the policy model QWEN2.5-14B-INSTRUCT in 3 scoring strategies. Mean, Min, and Sum represent the average/minimum/sum of each step in the reasoning trajectory as selection criteria, respectively. ★ represents the PRMs we trained. The results of QWEN2.5-MATH-1.5B-NAIT are shown in Appendix D.

PRM (Cui et al., 2025).

5.1.3 Evaluation Methods

We evaluate our approach from three complementary perspectives.

Label Quality Evaluation. We assess the quality of automatically generated process labels on the PRM800K test set with human-annotated step-level correctness labels, reporting Accuracy and F1 score to compare standard MCE labeling with our reflection-aware correction.

Step-Level PRM Evaluation. We evaluate PRM performance on **ProcessBench**, reporting step-level Accuracy and F1 score to measure the ability to distinguish correct from incorrect reasoning steps across multiple mathematical reasoning datasets.

Test-Time Scaling Evaluation. We evaluate the practical utility of PRMs under test-time scaling using *Best-of-N*, where PRM scores are used to select or guide reasoning trajectories, and report final answer accuracy on multiple mathematical reasoning tasks.

5.2 Label Quality Evaluation (RQ1)

This section evaluates whether the proposed reflection-aware label correction can effectively reduce label noise introduced by MCE.

Main Results. We evaluate label quality on the PRM800K test set using human-annotated step-level correctness labels, reporting Accuracy and

F1. As shown in Table 2, reflection-aware correction consistently outperforms standard MC-HE across all generators. Compared to MC-HE, F1 improves by 3.3–16.4 points (e.g., 0.521 → 0.685 for 7B-INST.), with concurrent gains in Accuracy (e.g., 0.610 → 0.710 for 7B-INST.). Across most settings, QWEN2.5-7B-INSTRUCT matches or slightly surpasses QWEN2.5-14B-INSTRUCT in F1.

Analysis. These results support our hypothesis that downstream self-corrections are a reliable signal for identifying policy-induced false positives in MCE. By filtering such trajectories prior to aggregation, reflection-aware correction substantially improves precision, leading to large F1 gains while maintaining comparable recall. This high-precision behavior reduces label noise without sacrificing coverage of correct steps, yielding cleaner hard supervision. Overall, the improved label quality provides a stronger foundation for training robust PRMs in the subsequent noise-aware iterative training stage.

5.3 PRMs Performance (RQ1 & RQ2)

This section evaluates the contribution of the proposed framework in Section 4 to PRM training.

Main Results. Table 1 shows that reflection-aware correction (MCRD) consistently improves step-level F1 over MCE supervision across all benchmarks, confirming its effectiveness in suppressing policy-induced false positives. For example, compared to MC, MCRD improves average

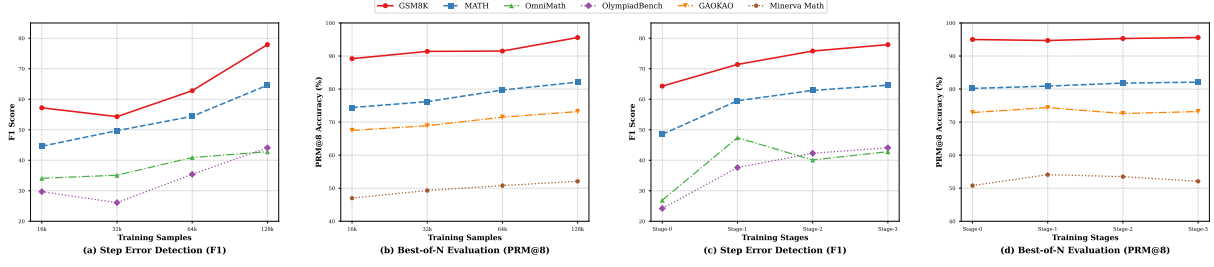


Figure 4: Effect of training data scale and iterative training on PRM performance. (a) The impact of data scale on PRM’s F1 score on ProcessBench; (b) The impact of data scale on PRM’s accuracy at PRM@8; (c) The impact of the number of training epochs on PRM’s F1 score at ProcessBench; (d) The impact of the number of training epochs on PRM’s accuracy at PRM@8.

F1 from 30.4 to 44.3, with gains observed on all datasets. NAIT achieves further improvements, with an average F1 of 57.4, and approaches strong baselines such as GPT-4o (61.9), but using only a quarter or even less of the data. As shown in Table 3, these improvements translate to downstream test-time scaling. Under Best-of-8 inference, NAIT improves average accuracy from 71.5 (MC) and 74.7 (MCRD) to 75.9, narrowing the gap to the Pass@8 upper bound.

Analysis. The results indicate that reflection-aware correction effectively sharpens step-level discrimination by reducing false positives introduced by MCE, yielding consistent F1 gains across datasets. NAIT further addresses residual noise, particularly false negatives, through iterative confidence-based label revision, leading to robust improvements without relying on large-scale supervision. Importantly, the alignment between step-level gains and Best-of- N accuracy demonstrates that cleaner and more faithful process rewards directly improve trajectory ranking at inference time. Together, these components form a scalable framework for learning effective PRMs under noisy, automatically generated supervision.

5.4 Further Analysis and Insights

We further analyze the behavior of NAIT from two complementary perspectives: the effect of training data scale and the dynamics of iterative noise-aware optimization.

Effect of Training Data Scale. We study the impact of training data scale on PRM performance under the NAIT framework by training models on increasingly larger subsets of *MCRD-7B_7B* (16K–128K), with all other settings fixed. As shown in Figure 4a, step-level F1 improves consistently across all ProcessBench benchmarks as data

Case 1

Problem

What is $2121_3 - 212_3$? Express your answer in base 3.

Response

To solve the problem ($2121_3 - 212_3$) and express the answer in base 3, we will follow these steps:

MC-based: 92.6 MCRD-based: 88.9 NAIT-based: 94.3

1. Convert 2121_3 to base 10:

$$2 \times 3^3 + 1 \times 3^2 + 2 \times 3^1 + 1 = 54 + 9 + 6 + 1 = 70.$$

MC-based: 90.8 MCRD-based: 87.6 NAIT-based: 93.1

2. Convert 212_3 to base 10:

$$2 \times 3^2 + 1 \times 3^1 + 2 = 18 + 3 + 2 = 23.$$

MC-based: 40.3 MCRD-based: 90.6 NAIT-based: 89.1

3. Subtract in base 10:

$$70 - 23 = 47.$$

MC-based: 67.4 MCRD-based: 86.9 NAIT-based: 91.2

4. Convert 47 back to base 3:

$$47 = 1 \times 3^3 + 2 \times 3^2 + 0 \times 3^1 + 2 = 1202_3.$$

MC-based: 69.7 MCRD-based: 87.8 NAIT-based: 92.4

Thus, the **final answer** is $\boxed{1202_3}$

MC-based: 91.3 MCRD-based: 88.5 NAIT-based: 94.6

Figure 5: The MC-based PRM mislabels a correct step, whereas MCRD-based and NAIT-based PRMs assign high scores.

scale increases, indicating stronger discrimination between correct and incorrect reasoning steps. For example, F1 on GSM8K rises from 57.2 to 77.9, while MATH and OmniMath improve from 44.6 to 64.6 and from 34.1 to 57.4, respectively, as training data scales up. These gains transfer directly to test-time reasoning. In Best-of- N evaluation (Figure 4b, PRM@8 accuracy increases steadily with more training data, e.g., from 89.2 to 95.6 on GSM8K and from 74.4 to 82.1 on MATH, reflecting more reliable trajectory ranking and im-

proved search guidance across tasks. These results demonstrate that the remaining gap to Qwen2.5-Math-PRM-7B is largely attributable to data scale rather than NAIT framework limitations.

Effect of Iterative Training in NAIT. We analyze the effect of iterative optimization in NAIT by evaluating PRMs across training stages (Stage 0–3) on the full MCRD dataset. Stage 0 uses the original hard labels, while Stage 1–3 apply Algorithm 1 with progressively smaller thresholds ($\tau = 0.3, 0.2, 0.1$). As shown in Figure 4c and Figure 4d, performance improves monotonically across iterations on both ProcessBench and Best-of- N evaluations. Step-level F1 increases substantially from Stage-0 to Stage-3 (e.g., GSM8K: 64.3→77.9; MATH: 48.5→64.6), indicating sharper step discrimination, while PRM@8 accuracy shows consistent but saturating gains at inference time (e.g., MATH: 80.2→82.1). The diminishing improvements after later stages suggest that most recoverable label noise is corrected early, highlighting the effectiveness and stable convergence of iterative noise-aware refinement.

5.5 Case Study

We analyze two representative reasoning trajectories to qualitatively compare step-level rewards assigned by different PRMs, illustrating how our framework mitigates policy-dependent noise in MCE.

Case 1. As shown in Figure 5 highlights a typical false negative case. Although the step ($212_3 \rightarrow 23$) is mathematically and logically correct, the MC-based PRM erroneously assigns a disproportionately low score, starkly reflecting its inherent sensitivity to the stochastic limitations of the sampling policy rather than the step’s intrinsic correctness. In contrast, the NAIT-based PRM assigns a confidently and consistently high reward to this valid step, robustly correcting the misleading, noisy supervision. This compellingly demonstrates that iterative, noise-aware training significantly enables the PRM to autonomously override spurious failure signals derived from imperfect rollouts.

Case 2. As shown in Figure 6 highlights a typical false positive case. The MC-based PRM assigns a high score to an erroneous claim (“481 is prime”). Both MCRD-based and NAIT-based PRMs sharply penalize this step, indicating effective suppression of false positives via reflection-aware correction.

Case 2

Problem

Find the sum of the smallest and largest prime factors of 10101.

Response

To find the sum of the smallest and largest prime factors of $\backslash(10101\backslash)$, we will follow these steps:

MC-based: 93.8 MCRD-based: 91.9 NAIT-based: 92.3

1. Observe that 10101 is divisible by 3, since $1 + 0 + 1 + 0 + 1$, we have $10101 = 3 \times 3367$.

MC-based: 91.4 MCRD-based: 89.6 NAIT-based: 93.2

2. Factor 3367 by testing small primes: $3367 \div 7 = 481$

MC-based: 90.1 MCRD-based: 88.7 NAIT-based: 92.4

3. Conclude the prime factorization:

Since 7 and 481 are both treated as prime,
the prime factors of 10101 are 3, 7, and 481.

MC-based: 88.9 MCRD-based: 42.6 NAIT-based: 35.8

4. Identify the smallest and largest prime factors:

smallest = 3, largest = 481

MC-based: 86.7 MCRD-based: 49.3 NAIT-based: 41.2

5. Compute the required sum:

$3 + 481 = 484$.

MC-based: 61.5 MCRD-based: 32.4 NAIT-based: 28.7

Therefore, the ****final answer**** is $\backslashboxed{484}$

MC-based: 58.9 MCRD-based: 30.8 NAIT-based: 26.9

Figure 6: The MC-based PRM assigns high scores to an incorrect step and its consequences, while MCRD-based and NAIT-based PRMs suppress this effect.

Moreover, while the MC-based PRM continues to assign high scores to subsequent steps conditioned on the incorrect premise, the NAIT-based PRM propagates the penalty forward, consistently assigning low rewards to downstream steps.

6 Conclusion

In this paper, we study the problem of noisy supervision in process reward modeling and analytically show that Monte Carlo Estimation inevitably introduces policy-dependent errors that fundamentally hinder PRM training. We propose a sophisticated, two-stage solution that seamlessly combines reflection-aware label correction during data construction with Noise-Aware Iterative Training (NAIT) during optimization, effectively enabling PRMs to precisely correct both deceptive false positives and overlooked false negatives without costly additional supervision. Extensive and rigorous experiments demonstrate that our approach consistently and significantly improves step-level discrimination and robust test-time reasoning performance across diverse datasets and varying model scales, while achieving remarkable data efficiency.

Limitations

The process reward model trained in this study was fine-tuned based on QWEN2.5-MATH-1.5B¹ and QWEN2.5-MATH-7B². The results may not be applicable to larger-scale models. Due to computational limitations, only test-time scaling was used to test the performance of PRM on downstream tasks, and it was not extended to reinforcement learning training.

References

- Sayantan Adak, Pratyush Chatterjee, Somnath Banerjee, Rima Hazra, Somak Aditya, and Animesh Mukherjee. 2025. Aura: Affordance-understanding and risk-aware alignment technique for large language models. *arXiv preprint arXiv:2508.06124*.
- Arash Ahmadian, Chris Cremer, Matthias Gallé, Marzieh Fadaee, Julia Kreutzer, Olivier Pietquin, Ahmet Üstün, and Sara Hooker. 2024. Back to basics: Revisiting reinforce style optimization for learning from human feedback in llms. *arXiv preprint arXiv:2402.14740*.
- Lang Cao, Renhong Chen, Yingtian Zou, Chao Peng, Wu Ning, Huacong Xu, Qian Chen, Yuxian Wang, Peishuo Su, Mofan Peng, and 1 others. 2025. Process reward modeling with entropy-driven uncertainty. *arXiv preprint arXiv:2503.22233*.
- Meng Cao, Lei Shu, Lei Yu, Yun Zhu, Nevan Wichers, Yinxiao Liu, and Lei Meng. 2024. Enhancing reinforcement learning with dense rewards from language model critic. In *Proceedings of the 2024 Conference on Empirical Methods in Natural Language Processing*, pages 9119–9138.
- Alex J Chan, Hao Sun, Samuel Holt, and Mihaela Van Der Schaar. 2024. Dense reward for free in reinforcement learning from human feedback. *arXiv preprint arXiv:2402.00782*.
- Karl Cobbe, Vineet Kosaraju, Mohammad Bavarian, Mark Chen, Heewoo Jun, Lukasz Kaiser, Matthias Plappert, Jerry Tworek, Jacob Hilton, Reiichiro Nakano, and 1 others. 2021. Training verifiers to solve math word problems. *arXiv preprint arXiv:2110.14168*.
- Ganqu Cui, Lifan Yuan, Zefan Wang, Hanbin Wang, Yuchen Zhang, Jiacheng Chen, Wendi Li, Bingxiang He, Yuchen Fan, Tianyu Yu, and 1 others. 2025. Process reinforcement through implicit rewards. *arXiv preprint arXiv:2502.01456*.
- Yuyang Ding, Xinyu Shi, Juntao Li, Xiaobo Liang, Zhaopeng Tu, and Min Zhang. 2025. Scan: Self-denoising monte carlo annotation for robust process reward learning. *arXiv preprint arXiv:2509.16548*.
- Hanze Dong, Wei Xiong, Bo Pang, Haoxiang Wang, Han Zhao, Yingbo Zhou, Nan Jiang, Doyen Sahoo, Caiming Xiong, and Tong Zhang. 2024. Rlhf workflow: From reward modeling to online rlhf. *arXiv preprint arXiv:2405.07863*.
- Daya Guo, Dejian Yang, Haowei Zhang, Junxiao Song, Ruoyu Zhang, Runxin Xu, Qihao Zhu, Shitong Ma, Peiyi Wang, Xiao Bi, and 1 others. 2025. Deepseek-r1: Incentivizing reasoning capability in llms via reinforcement learning. *arXiv preprint arXiv:2501.12948*.
- Jiuzhou Han, Wray Buntine, and Ehsan Shareghi. 2025. Uncertainty-based methods for automated process reward data construction and output aggregation in mathematical reasoning. *arXiv preprint arXiv:2508.01773*.
- Shibo Hao, Yi Gu, Haotian Luo, Tianyang Liu, Xiyan Shao, Xinyuan Wang, Shuhua Xie, Haodi Ma, Adithya Samavedhi, Qiyue Gao, and 1 others. 2024. Llm reasoners: New evaluation, library, and analysis of step-by-step reasoning with large language models. *arXiv preprint arXiv:2404.05221*.
- Jujie He, Tianwen Wei, Rui Yan, Jiakai Liu, Chaojie Wang, Yimeng Gan, Shiwen Tu, Chris Yuhao Liu, Liang Zeng, Xiaokun Wang, Boyang Wang, Yongcong Li, Fuxiang Zhang, Jiacheng Xu, Bo An, Yang Liu, and Yahui Zhou. 2024. *Skywork-o1 open series*.
- Yulan Hu, Sheng Ouyang, Jinman Zhao, and Yong Liu. 2025. Coarse-to-fine process reward modeling for mathematical reasoning. *arXiv preprint arXiv:2501.13622*.
- Muhammad Khalifa, Rishabh Agarwal, Lajanugen Logeswaran, Jaekyeom Kim, Hao Peng, Moontae Lee, Honglak Lee, and Lu Wang. 2025. Process reward models that think. *arXiv preprint arXiv:2504.16828*.
- Jan Leike, David Krueger, Tom Everitt, Miljan Martic, Vishal Maini, and Shane Legg. 2018. Scalable agent alignment via reward modeling: a research direction. *arXiv preprint arXiv:1811.07871*.
- Wendi Li and Yixuan Li. 2024. Process reward model with q-value rankings. *arXiv preprint arXiv:2410.11287*.
- Hunter Lightman, Vineet Kosaraju, Yuri Burda, Harrison Edwards, Bowen Baker, Teddy Lee, Jan Leike, John Schulman, Ilya Sutskever, and Karl Cobbe. 2023. Let’s verify step by step. In *The Twelfth International Conference on Learning Representations*.
- Liangchen Luo, Yinxiao Liu, Rosanne Liu, Samrat Phatale, Meiqi Guo, Harsh Lara, Yunxuan Li, Lei Shu, Yun Zhu, Lei Meng, and 1 others. 2024. Improve mathematical reasoning in language models by automated process supervision. *arXiv preprint arXiv:2406.06592*.

¹Qwen/Qwen2.5-Math-1.5B

²Qwen/Qwen2.5-Math-7B

- Xiaoye Qu, Yafu Li, Zhaochen Su, Weigao Sun, Jianhao Yan, Dongrui Liu, Ganqu Cui, Daizong Liu, Shuxian Liang, Junxian He, and 1 others. 2025. A survey of efficient reasoning for large reasoning models: Language, multimodality, and beyond. *arXiv preprint arXiv:2503.21614*.
- Zhihong Shao, Peiyi Wang, Qihao Zhu, Runxin Xu, Junxiao Song, Xiao Bi, Haowei Zhang, Mingchuan Zhang, YK Li, Yang Wu, and 1 others. 2024. Deepseekmath: Pushing the limits of mathematical reasoning in open language models. *arXiv preprint arXiv:2402.03300*.
- Wei Sun, Qianlong Du, Fuwei Cui, and Jiajun Zhang. 2025. An efficient and precise training data construction framework for process-supervised reward model in mathematical reasoning. *arXiv preprint arXiv:2503.02382*.
- Richard S Sutton, Andrew G Barto, and 1 others. 1998. *Reinforcement learning: An introduction*, volume 1. MIT press Cambridge.
- Xiaoyu Tan, Tianchu Yao, Chao Qu, Bin Li, Minghao Yang, Dakuan Lu, Haozhe Wang, Xihe Qiu, Wei Chu, Yinghui Xu, and 1 others. 2025. Aurora: Automated training framework of universal process reward models via ensemble prompting and reverse verification. *arXiv preprint arXiv:2502.11520*.
- Kimi Team, Angang Du, Bofei Gao, Bowei Xing, Changjiu Jiang, Cheng Chen, Cheng Li, Chenjun Xiao, Chenzhuang Du, Chonghua Liao, and 1 others. 2025. Kimi k1. 5: Scaling reinforcement learning with llms. *arXiv preprint arXiv:2501.12599*.
- Jonathan Uesato, Nate Kushman, Ramana Kumar, Francis Song, Noah Siegel, Lisa Wang, Antonia Creswell, Geoffrey Irving, and Irina Higgins. 2022. Solving math word problems with process-and outcome-based feedback. *arXiv preprint arXiv:2211.14275*.
- Peiyi Wang, Lei Li, Zhihong Shao, Runxin Xu, Damai Dai, Yifei Li, Deli Chen, Yu Wu, and Zhifang Sui. 2024. Math-shepherd: Verify and reinforce llms step-by-step without human annotations. In *Proceedings of the 62nd Annual Meeting of the Association for Computational Linguistics (Volume 1: Long Papers)*, pages 9426–9439.
- Zixiao Wang, Yuxin Wang, Xiaorui Wang, Mengting Xing, Jie Gao, Jianjun Xu, Guangcan Liu, Chenhui Jin, Zhuo Wang, Shengzhuo Zhang, and 1 others. 2025. Test-time scaling with reflective generative model. *arXiv preprint arXiv:2507.01951*.
- Longhui Yu, Weisen Jiang, Han Shi, Jincheng Yu, Zhengying Liu, Yu Zhang, James T Kwok, Zhengguo Li, Adrian Weller, and Weiyang Liu. 2023. Metamath: Bootstrap your own mathematical questions for large language models. *arXiv preprint arXiv:2309.12284*.
- Ziyang Zeng, Heming Jing, Jindong Chen, Xiangli Li, Hongyu Liu, Yixuan He, Zhengyu Li, Yige Sun, Zheyong Xie, Yuqing Yang, and 1 others. 2025. Optimizing generative ranking relevance via reinforcement learning in xiaohongshu search. *arXiv preprint arXiv:2512.00968*.
- Hanning Zhang, Pengcheng Wang, Shizhe Diao, Yong Lin, Rui Pan, Hanze Dong, Dylan Zhang, Pavlo Molchanov, and Tong Zhang. 2024. Entropy-regularized process reward model. *arXiv preprint arXiv:2412.11006*.
- Jianghangfan Zhang, Yibo Yan, Kening Zheng, Xin Zou, Song Dai, and Xuming Hu. 2025a. Gm-prm: A generative multimodal process reward model for multimodal mathematical reasoning. *arXiv preprint arXiv:2508.04088*.
- Shimao Zhang, Xiao Liu, Xin Zhang, Junxiao Liu, Zheheng Luo, Shujian Huang, and Yeyun Gong. 2025b. Process-based self-rewarding language models. *arXiv preprint arXiv:2503.03746*.
- Zhenru Zhang, Chujie Zheng, Yangzhen Wu, Beichen Zhang, Runji Lin, Bowen Yu, Dayiheng Liu, Jingren Zhou, and Junyang Lin. 2025c. The lessons of developing process reward models in mathematical reasoning. *arXiv preprint arXiv:2501.07301*.
- Jian Zhao, Runze Liu, Kaiyan Zhang, Zhimu Zhou, Junqi Gao, Dong Li, Jiafei Lyu, Zhouyi Qian, Biqing Qi, Xiu Li, and 1 others. 2025. Genprm: Scaling test-time compute of process reward models via generative reasoning. *arXiv preprint arXiv:2504.00891*.
- Chujie Zheng, Zhenru Zhang, Beichen Zhang, Runji Lin, Keming Lu, Bowen Yu, Dayiheng Liu, Jingren Zhou, and Junyang Lin. 2024. Processbench: Identifying process errors in mathematical reasoning. *arXiv preprint arXiv:2412.06559*.

A Training Details

Software and hardware. We conduct our experiments on a server with NVIDIA 4xL20 GPUs (48GB VRAM) and NVIDIA 4xA800 GPUs (80GB VRAM). We use Ubuntu 22.04.2 LTS as the operating system, with NVIDIA CUDA Toolkit version 12.4. All experiments are implemented in Python 3.10.15 using the PyTorch³ v2.6.0, OpenRLHF⁴ v0.9.1 and vLLM⁵ v0.8.4 packages.

Dataset Construction. We sample problems and ground-truth answers from the training splits of GSM8K, MATH-500, and PRM800K, and generate 128K reasoning trajectories (about 1M steps) using models from the QWEN2.5 and QWEN2.5-MATH Series. Step-level labels are produced via Monte Carlo Estimation with hard estimation and $K = 8$, using QWEN2.5-MATH-7B-INSTRUCT as the sampling policy. The resulting dataset is referred to as **MC-7B**. Starting from **MC-7B**, we apply the proposed reflection-aware label correction to filter trajectories involving explicit self-correction before MCE aggregation, yielding the **MCRD** dataset. We use QWEN2.5-7B-INSTRUCT as the judge, producing the final dataset **MCRD-7B_7B**.

Implementation Details. During the training of PRM, we continued the language modeling approach. Specifically, we introduced three additional special tokens into the model’s vocabulary: [PRM], [POS], and [NEG]. During training, we added [PRM] as a placeholder token after each reasoning step. When calculating the loss, the model masked the original text tokens and only output the logits corresponding to the last token of each step, namely [POS] and [NEG]. Then, we used Equation 4 to calculate the cross-entropy loss. The advantage of this method is that it can better adapt to the data distribution learned by the pre-trained model from a large-scale corpus, avoiding severe distribution shifts during training that could lead to a loss of basic semantic understanding capabilities.

Hyperparameters Specification. We further fine-tune based on Qwen2.5-Math-1.5B and Qwen2.5-Math-7B to obtain our process reward model. The hyperparameters for Qwen2.5-Math-1.5B-NAIT and QWEN2.5-MATH-7B-NAIT are shown in Table 4 and the Table 5.

³PyTorch

⁴OpenRLHF/OpenRLHF

⁵vllm-project/vllm

Model	Parameter	Value
Qwen2.5-Math-1.5B-NAIT	LR	5e-6
	Number of Epochs	1 (per stage)
	Gradient Acc. Steps	128
	DeepSpeed Zero Stage	2
	Batch Size	1024
	Optimizer	AdamW
	LR Scheduler	Cosine
	Max Length	4096

Table 4: Training Hyperparameters for QWEN2.5-MATH-1.5B-NAIT

Model	Parameter	Value
Qwen2.5-Math-7B-NAIT	LR	3e-6
	Number of Epochs	1 (per stage)
	Gradient Acc. Steps	128
	DeepSpeed Zero Stage	3
	Batch Size	1024
	Optimizer	AdamW
	LR Scheduler	Cosine
	Max Length	4096

Table 5: Training Hyperparameters for QWEN2.5-MATH-7B-NAIT

B Reflection-Aware Label Correction Prompt Template

The reflection-Aware label correction prompt template is shown in Figure 7.

C Qwen2.5-Math-7B Results

We conducted experiments on policy models with different parameter sizes in Best-of-N Evaluation and compared our trained QWEN2.5-MATH-7B model with other baselines. The results are shown in Tables 6, Table 7, and Table 8.

D Qwen2.5-Math-1.5B Results

Similarly, we also fine-tuned the QWEN2.5-MATH-1.5B model on the MC and MCRD datasets using the proposed NAIT framework. The evaluation results are shown in Tables 9, Table 10, Table 11, Table 12, and Table 13.

E PRM Evaluation Cases

We also provide two examples of QWEN2.5-MATH-7B-NAIT evaluations in Figure 8 and Figure 9, demonstrating its ability to accurately distinguish between correct and incorrect reasoning steps.

Model	Training Samples	Aggregation Method	GSM8K	MATH	GAOKAO	MINERVA MATH	Avg.
Greedy			85.2	66.8	60.0	27.2	59.8
Majority Vote@8			86.0	74.0	66.5	38.6	66.3
Pass@8 (Upper Bound)			93.4	75.4	69.6	46.0	71.1
Math-Shepherd-PRM-7B	445K	Mean	86.6	63.6	58.7	33.8	60.7
RLHFlow-PRM-Mistral-8B	273K	Mean	89.4	65.2	59.5	36.4	62.6
RLHFlow-PRM-DeepSeek-8B	253K	Mean	89.2	66.2	59.2	34.9	62.4
EurusPRM-Stage1	463K	Min-Max	88.0	67.6	60.2	36.4	63.1
EurusPRM-Stage2	693K	Sum	88.6	67.4	60.8	35.6	63.1
Skywork-PRM-Qwen2.5-7B	-	Mean	89.5	70.6	<u>63.1</u>	38.2	<u>65.4</u>
Qwen2.5-Math-PRM-7B	1500K	Mean	<u>90.8</u>	70.4	63.6	37.5	65.6
★ Qwen2.5-Math-7B-MC	128K	Mean	<u>86.4</u>	63.3	58.4	33.5	60.4
★ Qwen2.5-Math-7B-MCRD	128K	Mean	89.8	66.5	59.9	36.7	63.2
★ Qwen2.5-Math-7B-NAIT	128K	Mean	91.2	<u>70.5</u>	62.8	<u>37.1</u>	65.4

Table 6: Best-of-8 evaluation results of the policy model Qwen2.5-3B-Instruct. The best results among PRMs are **bolded** and the second best are underlined.

Model	Training Samples	Aggregation Method	GSM8K	MATH	GAOKAO	MINERVA MATH	Avg.
Greedy			91.2	74.0	67.0	43.0	68.8
Majority Vote@8			92.9	78.6	70.1	46.7	72.1
Pass@8 (Upper Bound)			95.0	84.2	77.4	57.7	78.5
Math-Shepherd-PRM-7B	445K	Mean	93.2	76.6	67.0	44.8	70.4
RLHFlow-PRM-Mistral-8B	273K	Mean	93.0	76.6	67.0	42.3	69.7
RLHFlow-PRM-DeepSeek-8B	253K	Mean	93.7	76.8	68.3	44.8	70.9
EurusPRM-Stage1	463K	Min-Max	93.8	79.6	70.3	44.8	72.1
EurusPRM-Stage2	693K	Sum	94.0	79.2	71.4	45.6	72.6
Skywork-PRM-Qwen2.5-7B	-	Mean	94.3	80.6	72.2	48.5	73.9
Qwen2.5-Math-PRM-7B	1500K	Mean	<u>94.5</u>	79.8	71.4	<u>46.7</u>	<u>73.1</u>
★ Qwen2.5-Math-7B-MC	128K	Mean	93.1	76.2	66.8	44.2	70.1
★ Qwen2.5-Math-7B-MCRD	128K	Mean	93.8	77.5	68.6	45.1	71.2
★ Qwen2.5-Math-7B-NAIT	128K	Mean	94.8	<u>80.1</u>	<u>71.3</u>	45.8	73.0

Table 7: Best-of-8 evaluation results of the Qwen2.5-7B-Instruct. The best results among PRMs are **bolded** and the second best are underlined.

Model	Training Samples	Aggregation Method	GSM8K	MATH	GAOKAO	MINERVA MATH	Avg.
Greedy			95.7	82.8	77.1	55.9	77.9
Majority Vote@8			94.1	79.2	73.8	53.3	75.1
Pass@8 (Upper Bound)			96.6	85.6	79.2	62.1	80.9
Math-Shepherd-PRM-7B	445K	Mean	91.2	72.4	67.3	48.9	70.0
RLHFlow-PRM-Mistral-8B	273K	Mean	95.3	79.2	71.4	52.6	74.6
RLHFlow-PRM-DeepSeek-8B	253K	Mean	<u>95.4</u>	78.0	72.5	52.9	74.7
EurusPRM-Stage1	463K	Min-Max	<u>94.1</u>	78.6	70.4	49.6	73.2
EurusPRM-Stage2	693K	Sum	92.6	78.6	69.1	50.7	72.8
Skywork-PRM-Qwen2.5-7B	-	Mean	94.5	81.4	73.5	50.4	75.0
Qwen2.5-Math-PRM-7B	1500K	Mean	95.2	82.6	74.8	54.4	76.8
★ Qwen2.5-Math-7B-MC	128K	Mean	91.0	72.1	67.1	48.5	69.7
★ Qwen2.5-Math-7B-MCRD	128K	Mean	95.3	78.8	72.9	53.2	75.1
★ Qwen2.5-Math-7B-NAIT	128K	Mean	95.8	<u>82.5</u>	<u>74.1</u>	<u>53.6</u>	<u>76.5</u>

Table 8: Best-of-8 evaluation results of the policy model Qwen2.5-32B-Instruct. The best results among PRMs are **bolded** and the second best are underlined.

Reflection-Aware Label Correction Prompt Template

[SYSTEM PROMPT]

You are an expert evaluator of reasoning processes. I will provide a math problem, the history of reasoning steps, the current step of the solution and the reasoning trajectory starting from the current step) that leads to a final answer. They will be formatted as follows.

[USER PROMPT]

[Math Problem]

<math_problem>

...(math problem)...

</math_problem>

[History Steps]

<history_step_1>

...(history step 1 of the solution)...

</history_step_1>

[Current Step]

<current_step>

...(current step)...

</current_step>

[Reasoning Trajectory]

<reasoning_trajectory>

...(trajectory)...

</reasoning_trajectory>

Your task is to determine whether [Current Step] is actually correct, even if the subsequent reasoning process starting from it eventually reaches the correct final answer. You need to provide the analysis and the conclusion in the following format:

<analysis> ...(analysis of the current step)... </analysis>

<conclusion> Correct/Incorrect </conclusion>

* Analyze [Current Step] in relation to [Math Problem], [History Steps], and the subsequent [Reasoning Trajectory].

* Your primary goal is to determine if [Current Step] is 'Correct' or 'Incorrect'.

* Examine [Reasoning Trajectory] for any reflection, self-correction, or revision.

* Specifically, identify if such corrections in [Reasoning Trajectory] address an error, flaw, significant omission, logical inconsistency (with [History Steps] or [Math Problem]), or misleading direction that originated in or was caused by [Current Step] itself.

* Label [Current Step] as 'Incorrect' if [Reasoning Trajectory] corrected a flaw that was present in [Current Step].

* Label [Current Step] as 'Correct' if it is logically sound and mathematically valid (given [Math Problem] and [History Steps]), AND [Reasoning Trajectory] builds upon it without needing to correct a fundamental flaw within [Current Step] itself.

* Note: Minor self-corrections within the [Reasoning Trajectory] that are unrelated to fixing a flaw in [Current Step] do not make [Current Step] incorrect.

* Respond with your analysis and conclusion directly.

Figure 7: Reflection-Aware Label Correction Prompt Template

Model	GSM8K			MATH			Olympiad Bench			Omni Math			Avg.
	error	correct	F1	error	correct	F1	error	correct	F1	error	correct	F1	
Qwen2.5-Math-1.5B-MC	29.7	89.3	42.5	17.2	76.9	27.3	11.4	65.9	19.5	8.1	49.3	14.9	26.0
Qwen2.5-Math-1.5B-MCRD	39.5	76.2	43.5	31.7	70.4	40.2	17.1	57.6	22.8	16.9	47.6	23.1	32.4
Qwen2.5-Math-1.5B-NAIT	51.4	77.3	60.1	36.8	68.2	46.1	16.5	54.8	21.4	19.5	50.9	28.4	39.0

Table 9: Evaluation Results on ProcessBench with QWEN2.5-MATH-1.5B-NAIT.

Model	Training Samples	Aggregation Method	GSM8K	MATH	GAOKAO	MINERVA MATH	Avg.
★ Qwen2.5-Math-1.5B-MC	128K	Mean	86.3	61.4	57.8	32.7	59.5
★ Qwen2.5-Math-1.5B-MCRD	128K	Mean	87.5	65.8	59.1	35.6	62.0
★ Qwen2.5-Math-1.5B-NAIT	128K	Mean	89.1	68.6	62.6	36.4	64.2

Table 10: Best-of-8 evaluation performance comparison on the Reasoning benchmarks with the policy model QWEN2.5-3B-INSTRUCT and QWEN2.5-MATH-1.5B.

Model	Training Samples	Aggregation Method	GSM8K	MATH	GAOKAO	MINERVA MATH	Avg.
★ Qwen2.5-Math-1.5B-MC	128K	Mean	92.6	75.2	65.9	42.7	69.1
★ Qwen2.5-Math-1.5B-MCRD	128K	Mean	92.8	76.0	67.9	44.6	70.3
★ Qwen2.5-Math-1.5B-NAIT	128K	Mean	93.2	78.4	68.5	44.6	71.2

Table 11: Best-of-8 evaluation performance comparison on the Reasoning benchmarks with the policy model QWEN2.5-7B-INSTRUCT and QWEN2.5-MATH-1.5B.

Model	Training Samples	Aggregation Method	GSM8K	MATH	GAOKAO	MINERVA MATH	Avg.
★ Qwen2.5-Math-1.5B-MC	128K	Mean	90.7	74.8	69.2	48.5	70.8
★ Qwen2.5-Math-1.5B-MCRD	128K	Mean	94.0	78.0	69.5	49.2	72.7
★ Qwen2.5-Math-1.5B-NAIT	128K	Mean	94.6	81.2	72.5	50.9	74.8

Table 12: Best-of-8 evaluation performance comparison on the Reasoning benchmarks with the policy model QWEN2.5-14B-INSTRUCT and QWEN2.5-MATH-1.5B.

Model	Training Samples	Aggregation Method	GSM8K	MATH	GAOKAO	MINERVA MATH	Avg.
★ Qwen2.5-Math-1.5B-MC	128K	Mean	90.5	70.8	67.0	47.8	69.0
★ Qwen2.5-Math-1.5B-MCRD	128K	Mean	94.3	77.4	72.6	51.8	74.0
★ Qwen2.5-Math-1.5B-NAIT	128K	Mean	95.4	79.8	73.8	52.6	75.4

Table 13: Best-of-8 evaluation performance comparison on the Reasoning benchmarks with the policy model QWEN2.5-32B-INSTRUCT and QWEN2.5-MATH-1.5B.

PRM Evaluation Case 1

Generator: QWEN2.5-14B-INSTRUCT

Process Reward Model: QWEN2.5-MATH-7B-NAIT

[Problem]

A nurses' station orders bandages in bulk packs of 50. On the first day, the nurses used 38 bandages and ordered one bulk pack of bandages. On the second day, they used ten fewer bandages. On the third day, they ordered two bulk packs of bandages and only used half a pack. They had 78 bandages left at the end of the third day. How many bandages did they start with on the first day?

[Response]

To determine how many bandages the nurses started with on the first day, we need to follow these steps: [PRM: 99.6, GT: Correct]

• **1. Calculate the number of bandages used each day:**

- **First day:** The nurses used 38 bandages.
- **Second day:** They used 10 fewer bandages than the first day, so they used $38 - 10 = 28$ bandages.
- **Third day:** They used half a bulk pack of bandages. Since each bulk pack contains 50 bandages, half a pack is $50/2 = 25$ bandages.

[PRM: 94.1, GT: Correct]

• **2. Determine the total number of bandages used over the three days:**

$$\text{Total bandages used} = 38 + 28 + 25 = 91$$

[PRM: 98.4, GT: Correct]

• **3. Calculate the total number of bandages ordered:**

- **First day:** They ordered 1 bulk pack, which is 50 bandages.
- **Third day:** They ordered 2 bulk packs, which is $2 \times 50 = 100$ bandages.
- **Total bandages ordered:** $50 + 100 = 150$.

[PRM: 83.2, GT: Correct]

• **4. Determine the total number of bandages available at the beginning:**

- At the end of the third day, they had 78 bandages left.
- Let B be the initial number of bandages.
- The total number of bandages used plus the remaining bandages equals the initial number of bandages:

$$B = \text{Total bandages used} + \text{Remaining bandages}$$

$$B = 91 + 78 = 169$$

[PRM: 0.5, GT: Incorrect]

Thus, the nurses started with 169 bandages on the first day.

[PRM: 29.4, GT: Incorrect]

Figure 8: PRM Evaluation Case 1

PRM Evaluation Case 2

Generator: QWEN2.5-14B-INSTRUCT

Process Reward Model: QWEN2.5-MATH-7B-NAIT

[Problem]

Kim sleepwalks, to monitor her sleeping hours, she installs a camera in her room. Kim usually goes to sleep at 10 p.m. and wakes up at 6 a.m. She is a sleepwalker. One day, after reviewing the cameras, she finds that she woke up that day and was sleepwalking from 2:15 to 2:38 a.m. Also, that day she woke up 5 minutes earlier than usual to go to the bathroom. How many minutes did she sleep on her bed that day?

[Response]

To determine how many minutes Kim slept on her bed that day, we need to account for her usual sleep schedule, the time she spent sleepwalking, and the additional time she woke up early. [PRM: 99.6, GT: Correct]

- **1. Calculate the total sleep time if there were no interruptions:**

- Kim normally sleeps from 10 p.m. to 6 a.m., which is:

$$8 \text{ hours} = 480 \text{ minutes}$$

[PRM: 99.6, GT: Correct]

- **2. Account for the time she woke up early:**

- Kim woke up 5 minutes earlier than usual. This means she was awake for an additional 5 minutes before her usual wake-up time of 6 a.m. Therefore, she lost 5 minutes of sleep:

$$480 \text{ minutes} - 5 \text{ minutes} = 475 \text{ minutes}$$

[PRM: 88.3, GT: Correct]

- **3. Subtract the time spent sleepwalking:**

- Kim was sleepwalking from 2:15 a.m. to 2:38 a.m., which is:

$$2 : 38 \text{ a.m.} - 2 : 15 \text{ a.m.} = 23 \text{ minutes}$$

- Since sleepwalking does not count as sleep on her bed, we subtract these 23 minutes from the remaining sleep time:

$$475 \text{ minutes} - 23 \text{ minutes} = 452 \text{ minutes}$$

[PRM: 92.6, GT: Correct]

Therefore, the number of minutes Kim slept on her bed that day is 452.

[PRM: 99.3, GT: Correct]

Figure 9: PRM Evaluation Case 2