

An Evolutionary Framework for Automatic Optimization Benchmark Generation via Large Language Models

Yuhiro Ono¹, Tomohiro Harada^{2*}, Yukiya Miura¹

¹Graduate School of Systems Design, Tokyo Metropolitan University,
6-6, Asahigaoka, Hino, 1910065, Tokyo, Japan.

^{2*}Graduate School of Science and Engineering, Saitama University, 255
Shimo-okubo, Sakura-ku, Saitama, 3388570, Saitama, Japan.

*Corresponding author(s). E-mail(s): tharada@mail.saitama-u.ac.jp;
Contributing authors: ono-yuhiro@ed.tmu.ac.jp; miura@tmu.ac.jp;

Abstract

Optimization benchmarks play a fundamental role in assessing algorithm performance; however, existing artificial benchmarks often fail to capture the diversity and irregularity of real-world problem structures, while benchmarks derived from real-world problems are costly and difficult to construct. To address these challenges, we propose an evolutionary automatic benchmark generation framework that leverages a large language model (LLM) as a generative operator, termed the LLM-driven evolutionary benchmark generator (LLM-EBG). In this framework, the LLM serves as an evolutionary operator that generates and evolves benchmark problems within a flexible, expressive representation space. As a case study, we generate unconstrained single-objective continuous minimization problems represented as mathematical expressions designed to induce significant performance differences between a genetic algorithm (GA) and differential evolution (DE). Experimental results show that LLM-EBG successfully produces benchmark problems in which the designated target algorithm consistently outperforms the comparative algorithm in more than 80% of trials. Furthermore, exploratory landscape analysis reveals that benchmarks favoring GA are highly sensitive to variable scaling, demonstrating that the proposed framework can generate problems with distinct geometric characteristics that reflect the intrinsic search behaviors of different optimization algorithms.

Keywords: Evolutionary computation, Large language models, Generative AI-driven optimization, Automatic benchmark generation, Benchmark evolution, Algorithm performance differentiation

1 Introduction

Optimization benchmarks play a fundamental role in evaluating the efficiency, robustness, and solution quality of optimization algorithms [1, 2]. Since algorithmic performance is inherently dependent on problem structure, as stated by the No Free Lunch (NFL) theorem [3], evaluations based on a limited or structurally biased set of benchmark problems may lead to misleading conclusions regarding algorithmic superiority. Meaningful assessment of optimization algorithms, therefore, requires benchmark suites that encompass diverse structural characteristics.

Most conventional optimization benchmarks are artificially constructed using predefined mathematical formulations, such as the COCO (COmparing Continuous Optimizers) [4] and CEC [5, 6] suites for single-objective optimization, and the ZDT [7], DTLZ [8], WFG [9], and MaF [10] suites for multi-objective optimization. These benchmarks provide controlled problem characteristics such as multimodality, non-separability, and ill-conditioning, enabling systematic analysis of algorithmic behavior. However, their predefined and stylized constructions restrict the range of structural variations that can be represented. As a result, they may fail to capture heterogeneous and irregular structures commonly observed in real-world optimization problems [11–14], and performance observed on such benchmarks does not necessarily reflect algorithmic behavior under practical conditions.

Benchmarks derived from real-world optimization problems, such as RWC-MOP [15], Mazda CdMOBP [16], and RE problems [17], enable evaluation under realistic conditions. However, they are often computationally expensive, difficult to construct, and restricted from public release due to confidentiality and intellectual property constraints. These limitations hinder reproducibility and scalability of algorithmic evaluation.

These limitations motivate the need for automatic benchmark generation methods that can produce problem instances with desired structural characteristics while maintaining reproducibility and manageable evaluation cost. However, existing automatic benchmark generation approaches typically rely on predefined parametric generators [18], evolutionary instance generators tailored to specific problem formulations [19], or tree-based symbolic representations such as genetic programming [20, 21]. These representations require prior specification of benchmark structures and consequently constrain the diversity and expressiveness of the generated problem landscapes.

To address these limitations, our preliminary conference paper [22] proposed an evolutionary automatic benchmark generation framework that leverages a large language model (LLM) as a generative operator, termed the LLM-driven evolutionary benchmark generator (LLM-EBG). While the initial study introduced the basic concept of LLM-driven benchmark evolution, the present work substantially extends this

framework by systematically consolidating its algorithmic formulation and deepening the structural analysis of the generated benchmarks, thereby establishing a more principled and reliable benchmark generation methodology. The proposed method constructs benchmark problems as text-based symbolic expressions, while evolutionary objectives guide the search toward benchmarks exhibiting desired structural characteristics.

As a case study, experiments are conducted to generate unconstrained single-objective five-dimensional benchmark problems that induce performance disparities between two evolutionary algorithms, a genetic algorithm (GA) [23] and differential evolution (DE) [24]. Specifically, benchmark instances are generated in which GA outperforms DE, and vice versa.

The remainder of this paper is organized as follows. Section 2 reviews LLMs, their integration with EAs, and existing automatic benchmark generation approaches. Section 3 introduces the proposed LLM-EBG and details its algorithmic formulation. Section 4 presents the experimental settings and evaluation protocol. Section 5 reports the benchmark generation results and analyzes the landscape characteristics of the generated problems. Section 6 investigates the evolutionary dynamics of LLM-EBG by analyzing operator usage patterns and lineage structures. Finally, Section 7 concludes the paper and outlines directions for future research.

2 Related Work

This section reviews large language models, their integration with evolutionary algorithms, and existing automatic benchmark generation methods.

2.1 Large Language Models

LLMs [25] are natural language processing models trained through self-supervised learning on large-scale corpora. Recent advances, such as instruction fine-tuning [26] and reinforcement learning from human feedback (RLHF) [27, 28], have significantly enhanced their ability to perform complex reasoning, program synthesis, and structured content generation. These developments have stimulated increasing interest in incorporating LLMs into evolutionary computation frameworks.

2.2 LLM as Evolutionary Operators

A growing body of research integrates LLMs with EAs to replace manually designed genetic operators. Representative methods include Language Model Crossover (LMX) [29], EvoLLM [30], and LLM-driven EA (LMEA) [31]. These approaches exploit the in-context learning (ICL) capability of LLMs [32] to infer structural patterns from parent individuals and generate offspring without explicit operator design. For example, LMX predicts offspring sequences from parent solutions, EvoLLM proposes new candidates based on archived high-fitness individuals, and LMEA performs crossover and mutation through natural-language instructions in combinatorial optimization tasks. Such LLM-based operators enable flexible, domain-agnostic generation of high-quality solutions.

Although LLMs inherently rely on next-token prediction and may exhibit tendencies toward local pattern repetition, embedding them within evolutionary loops enables global exploration through iterative evaluation and feedback. This interaction allows LLM-guided search processes to progressively steer solution generation toward promising regions of the search space.

Beyond solution generation, recent studies have explored evolutionary refinement of algorithms and code. Methods such as FunSearch [33], EUREKA [34], and LLaMEA [35] employ LLMs to iteratively generate, evaluate, and improve algorithmic components. These frameworks perform population-based exploration, mitigate premature convergence to specific code patterns, and have demonstrated the discovery of novel algorithmic structures through evolutionary search.

2.3 Automatic Benchmark Generators

Several evolutionary approaches have been proposed for automatically generating benchmark problems that emphasize performance disparities among optimization algorithms.

The hierarchical-fitness-based evolving benchmark generator (HFEBG) [18] employs a parameterized benchmark generator whose problem characteristics are controlled through tunable parameters, and uses an evolutionary algorithm to search for parameter configurations that favor a target algorithm.

Lechien et al. [19] proposed an evolutionary generation of Hamiltonian cycle problem instances to induce differences in computational time between solvers. He and Aranha [20] introduced a genetic programming-based framework that evolves benchmark functions to maximize the discrepancy between solution distributions of two algorithms using the Wasserstein distance as the evaluation criterion.

More recently, Seiler et al. proposed RandOptGen [21], a unified random problem generator that constructs diverse single- and multi-objective benchmarks via tree-based symbolic composition while enforcing feasibility and meaningful landscape properties through validation procedures.

In contrast to these approaches, which rely on predefined structural templates or random symbolic compositions, the proposed LLM-EBG introduces LLMs as generative operators to evolve benchmark problems directly in a symbolic expression space under explicitly defined algorithm-discriminative objectives.

3 LLM-EBG: LLM-driven Evolutionary Optimization Benchmark Generator

This study introduces the LLM-driven evolutionary benchmark generator (LLM-EBG), an automatic benchmark generation framework that integrates EAs with LLMs. LLM-EBG treats benchmark problems as individuals in an evolutionary process and employs an LLM as a generative operator to construct and evolve benchmark instances represented by symbolic expressions. This section first provides an overview of LLM-EBG, followed by a description of the LLM-based benchmark generation process, the evaluation method for generated benchmarks, and the overall algorithmic procedure of LLM-EBG.

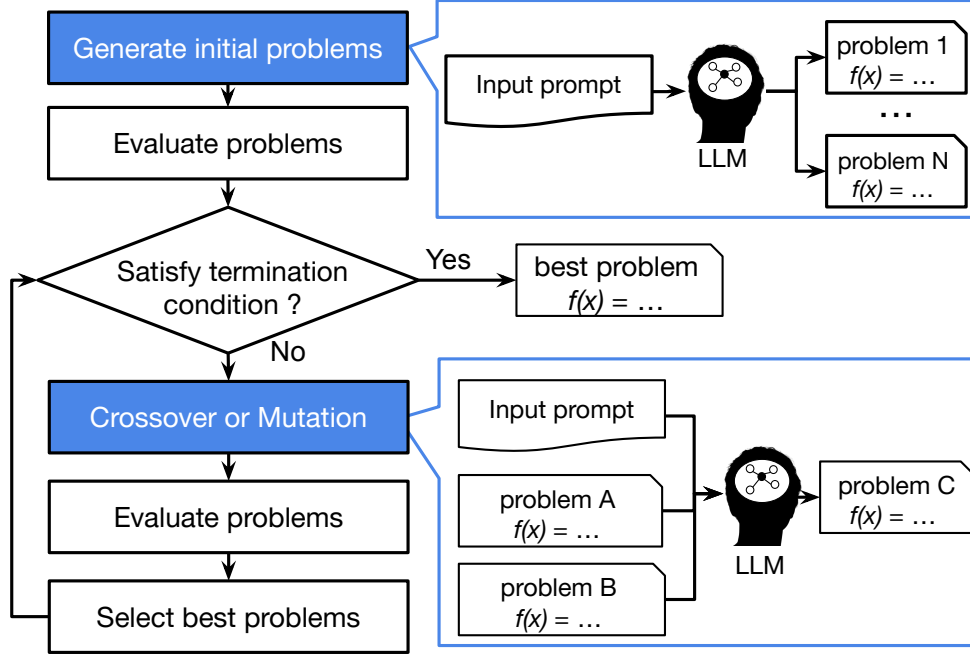


Fig. 1: Workflow of LLM-EBG for benchmark generation

3.1 Overview

Fig. 1 illustrates the workflow of LLM-EBG. The blue nodes indicate the steps in which LLM is invoked (detailed in Section 3.2). In LLM-EBG, each benchmark problem is treated as an individual in an evolutionary population, and new benchmark instances are generated through LLM-based crossover and mutation operators. The generated benchmarks are evaluated according to predefined objective functions that quantify desired problem characteristics, such as algorithmic performance behavior and fitness landscape properties, and the resulting evaluation values are used to guide population updates and selection. Although various evaluation objectives can be defined within this framework, this study focuses on generating benchmarks that emphasize the performance disparities between two distinct optimization algorithms (detailed in Section 3.3).

3.2 Genetic Operators Using LLM

LLM-EBG employs LLM as a generative operator to construct and modify benchmark problems during the evolutionary process. In this framework, benchmark problems are represented as symbolic expressions, and the LLM is invoked to realize initialization, crossover, and mutation operators.

The output of the LLM is controlled through prompt-based instructions. Among representative prompt engineering strategies, zero-shot prompting and few-shot prompting [32] are commonly used. Zero-shot prompting generates outputs solely from

```

You are an expert in generating optimization benchmark problems.
Create a new {D}-dimensional problem that {A1} outperforms {A2}.

{examples}

### Instructions ###
1. Generate one problem function `f(x)` in {D} dimensions.
2. Use only the following operators: [+,-,*,/,**,sqrt,sin,sinh,abs].
3. Write in a single line of Python code, starting with `Problem: f(x) = `.
4. Output only the required Python code line. Do not provide any explanation, preamble, or
concluding remarks.

Problem: f(x) =

```

Fig. 2: The input template in the proposed method

a given query, whereas few-shot prompting conditions the model on a small number of examples provided within the prompt. In LLM-EBG, few-shot prompting is adopted to standardize the output format of generated benchmarks and to induce structural transformations required for genetic operations.

Fig. 2 shows the prompt template used in LLM-EBG. The framework considers unconstrained single-objective continuous minimization problems represented by mathematical expressions. In the figure, the term “D” denotes the number of design variables. The terms “A1” and “A2” denote the optimization algorithms used for benchmark evaluation, where the generated benchmarks are required to induce a performance advantage of the algorithm A1 over the algorithm A2. The term “examples” refers to benchmark instances in the current population that are provided as in-context examples. The prompt specifies the target performance relation between algorithms A1 and A2 and constrains the function representation and output format.

The following subsections describe the realization of initialization, crossover, and mutation operators in LLM-EBG.

3.2.1 Initialization

In the initialization phase, the LLM is used to generate an initial population of N benchmark problems. The first individual is initialized using a predefined seed function “ $x[0] + x[1]**2 + x[2]**3 \dots + x[D]**(D-1)$ ”, and the subsequent 2nd to N -th individuals are generated by conditioning the LLM on previously generated benchmarks as in-context examples. This procedure induces structural similarity among individuals while introducing new functional components.

For example, in Fig. 3, three example benchmarks sharing the common subexpression “ $x[0]**2 + \sin(x[1])**2 + \text{abs}(x[2]*x[3]) + \text{sqrt}(\text{abs}(x[4])) + x[0]*$ ” are provided to the LLM, and a new benchmark that retains this subexpression while incorporating an additional term is generated.

3.2.2 Crossover

For crossover, two benchmark problems are randomly selected from the current population and provided to the LLM as in-context examples. The LLM is instructed to

generate a new benchmark that combines structural components of the two parent benchmarks, thereby realizing a crossover operation in the symbolic expression space.

For example, in Fig. 4, two parent benchmarks are provided to the LLM, and a new benchmark that partially contains components of both parents is generated.

3.2.3 Mutation

For mutation, a single benchmark is randomly selected from the current population and provided to the LLM as an in-context example. The LLM is instructed to generate a new benchmark by introducing a structural modification to the given expression, thereby realizing a mutation operation in the symbolic expression space.

For example, in Fig. 5, the benchmark “ $f(x) = x[0]**2 + \sin(x[1]) * \sqrt{1 + x[2]**2} + \text{abs}(x[3] - x[4]) + x[0]*x[1] + \sinh(x[2]) - x[3]**2 + x[4]**3 + \sqrt{x[0]**2 + x[1]**2 + x[2]**2 + x[3]**2 + x[4]**2}$ ” is provided to the LLM, and a new benchmark by modifying the variables and introducing an additional term, “ $x[0]/(1 + x[4]**2)$ ”, is generated.

3.3 Evaluation of Generated Benchmarks

In LLM-EBG, the definition of desirable benchmark problems is specified through the evaluation function used in the evolutionary process. By changing the evaluation criteria, LLM-EBG can generate benchmark problems that emphasize different algorithmic properties. In this study, we design an evaluation function that induces benchmark

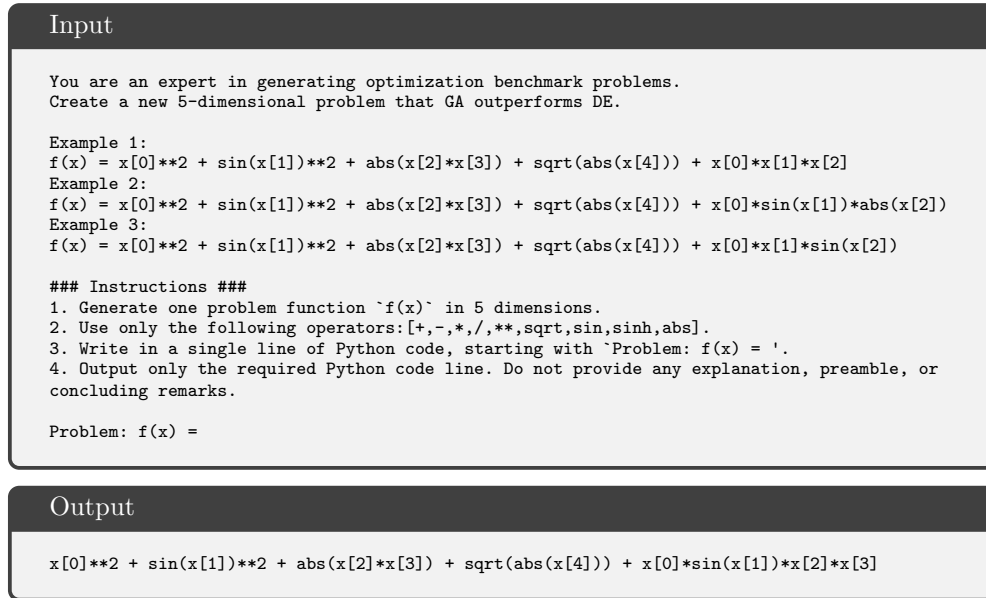


Fig. 3: The input/output example for the initial population generation ($n = 4$)

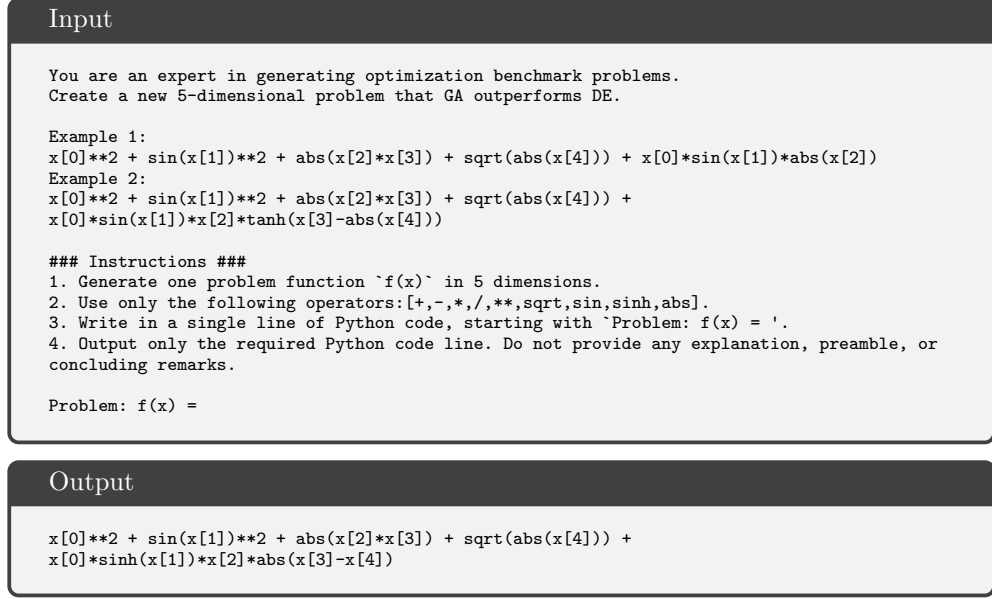


Fig. 4: The input/output example for crossover

problems for which the performance difference between a target algorithm (A1) and a comparative algorithm (A2) becomes pronounced.

Specifically, benchmark problems are evaluated based on the relative performance of the two algorithms across T repeated trials, with smaller fitness values indicating stronger performance of A1 relative to A2. The evaluation function is defined as follows:

$$fitness = \frac{\sum_{i=1}^T \text{rank}(q_{A1}^i)}{\sum_{n=1}^{2T} n} + \alpha \times \max(0, -q_{A1}), \quad (1)$$

where T denotes the number of trials for each optimization algorithm, q_{A1}^i represents the best value found by algorithm A1 in the i -th trial, and $\text{rank}(q_{A1}^i)$ is the rank of q_{A1}^i when all trials of both A1 and A2 are pooled and ranked together. The first term represents a normalized performance score obtained by dividing the sum of ranks for A1 by the total sum of ranks across all trials. The second term, $\alpha \times \max(0, -q_{A1})$, is a penalty term introduced to prevent the optimal value of the benchmark from diverging toward negative infinity. The parameter α is a hyperparameter that adjusts the weight of this penalty. This term favors benchmark problems whose optimal solutions remain close to zero on the positive side.

Note that if at least one trial of either A1 or A2 fails to produce invalid results (i.e., infinite or complex values), the benchmark is assigned a penalty fitness value of a significantly large positive value.

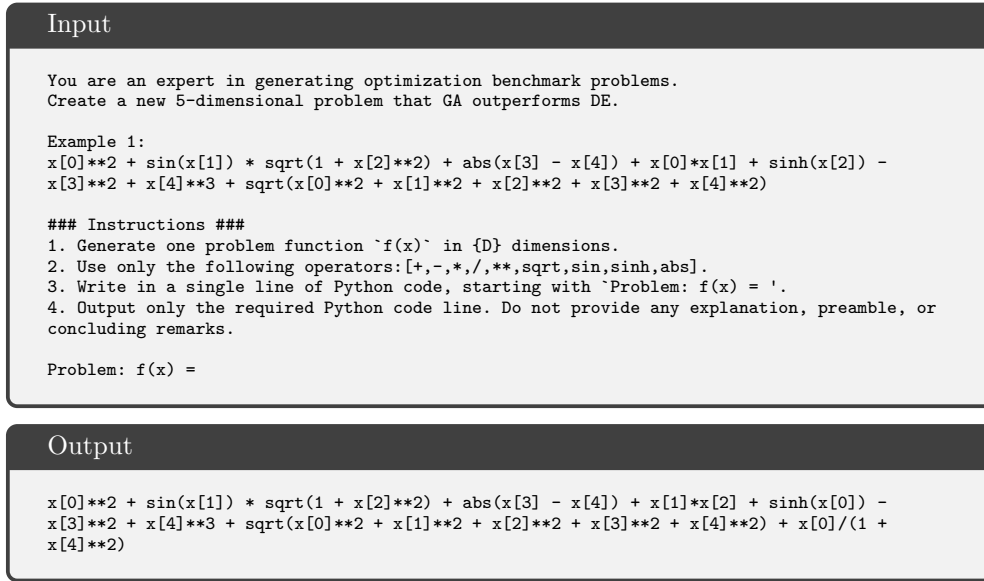


Fig. 5: The input/output example for mutation

3.4 Overall Algorithm of LLM-EBG

Algorithm 1 presents the overall procedure of LLM-EBG. In Algorithm 1, N denotes the population size, g_{\max} denotes the maximum number of generations, and p_c denotes the crossover rate. LLM-EBG first generates an initial population of N benchmark problems using the LLM (line 1), as described in Section 3.2.1, and evaluates them using the fitness function defined in Section 3.3 (line 2). The evolutionary process is then iterated for $g_{\max} - 1$ generations (lines 3–19).

In each generation, offspring benchmarks are generated through either crossover (Section 3.2.2) or mutation (Section 3.2.3) using the LLM (lines 6–12). For crossover, two parent benchmarks are randomly selected from the current population and combined by the LLM to generate an offspring. For mutation, a single parent is randomly selected and modified by the LLM to generate an offspring. The crossover rate p_c controls which operator is applied: crossover is applied with probability p_c , whereas mutation is applied with probability $1 - p_c$. The next population is formed by selecting the top N benchmark problems from the union of the current and offspring populations based on their fitness values (line 18).

As a pre-validation step (Section 3.3), after each benchmark is generated (lines 1 and 13), 1000 randomly sampled design variables are evaluated to verify that the benchmark produces valid real-valued outputs. If invalid values are observed, the benchmark is discarded and regenerated, and the corresponding parent individuals are reselected.

Algorithm 1 Pseudocode of LLM-EBG

Input: N : population size, g_{\max} : maximum number of generations, p_c : crossover rate

Output: Best benchmark in $P_{g_{\max}}$

```
1: Generate the initial population  $P_0$  consisting of  $N$  benchmarks
2: Evaluate each benchmark in  $P_0$ 
3: for  $g = 1$  to  $g_{\max} - 1$  do
4:    $Q_g \leftarrow \emptyset$ 
5:   while  $|Q_g| < N$  do
6:     if  $\text{rand}(0, 1) < p_c$  then
7:       Randomly select two parents  $p_1$  and  $p_2$  from  $P_{g-1}$ 
8:       Generate offspring  $c$  by applying crossover to  $p_1$  and  $p_2$ 
9:     else
10:      Randomly select a parent  $p$  from  $P_{g-1}$ 
11:      Generate offspring  $c$  by applying mutation to  $p$ 
12:    end if
13:    if  $c$  is valid then
14:       $Q_g \leftarrow Q_g \cup \{c\}$ 
15:    end if
16:  end while
17:  Evaluate each benchmark in  $Q_g$ 
18:  Select the top  $N$  benchmarks as the next population  $P_g$  from  $P_{g-1} \cup Q_g$ 
19: end for
20: return Best benchmark in  $P_{g_{\max}}$ 
```

4 Experimental Setting

This section describes the experimental scenarios, parameter settings, and evaluation protocol used to assess the proposed LLM-EBG framework.

4.1 Experimental Scenarios

To investigate the effectiveness of LLM-EBG, we conduct experiments to generate benchmark problems that induce performance differences between a genetic algorithm (GA) [23] and differential evolution (DE) [24]. The target benchmarks are unconstrained single-objective continuous minimization problems defined over the search space $[-1, 1]^5$.

Two scenarios are considered:

GA-preferred search: GA is treated as the target algorithm (A1) and DE as the comparative algorithm (A2).

DE-preferred search: DE is treated as the target algorithm (A1) and GA as the comparative algorithm (A2).

Ten independent trials are performed for each scenario.

Table 1: Experimental parameter settings

| Category | Parameter | Value |
|----------|------------------------------|-------------------|
| LLM-EBG | Population size N | 10 |
| | Max generations g_{\max} | 20 |
| | Crossover rate p_c | 0.5 |
| | Penalty weight α | 10 |
| | LLM model | Llama 3.3-70B |
| GA | Population size | 50 |
| | Max generations | 1000 |
| | SBX crossover rate | 0.8 |
| | PM mutation rate | 0.1 |
| | Distribution index (SBX, PM) | 20 |
| | Survival strategy | $(\mu + \lambda)$ |
| DE | Population size | 50 |
| | Max generations | 1000 |
| | Strategy | DE/1/rand/bin |
| | Scaling factor F | 1.0 |
| | Crossover rate CR | 0.8 |

4.2 Parameter Settings

The parameter settings for LLM-EBG and the evaluation algorithms are summarized in Table 1.

For LLM-EBG, the population size is set to $N = 10$, the maximum number of generations to $g_{\max} = 20$, and the crossover rate to $p_c = 0.5$. The penalty weight α in Eq. (1) is set to 10. Llama 3.3-70B [36] is used as the LLM for benchmark generation.

To evaluate the generated benchmarks, both GA and DE use a population size of 50 and are executed for 1000 generations. GA employs tournament selection, simulated binary crossover (SBX) [37], polynomial mutation (PM) [38], and a $(\mu + \lambda)$ survival strategy. The crossover rate is set to 0.8, the mutation rate to 0.1, and the distribution indices for both SBX and PM to 20. DE employs the DE/1/rand/bin strategy with a scaling factor of $F = 1.0$ and a crossover rate of $CR = 0.8$.

4.3 Evaluation Protocol

Each generated benchmark problem is evaluated using the fitness function defined in Eq. (1). For each benchmark, both GA and DE are independently executed for $T = 20$ trials, and the best objective value obtained in each trial is recorded. The fitness value is computed from the pooled ranking of the best-found solutions.

Under these settings, the minimum value of the fitness function in Eq. (1) is attained when the target algorithm outperforms the comparative algorithm in all trials, yielding $\sum_{n=1}^{20} n / \sum_{n=1}^{40} n \approx 0.256$.

Table 2: The finally generated best benchmarks for each scenario and each trial

| Scenario | Trial | <i>fitness</i> | Best GA value | Best DE value | Generation at target dominance ¹ |
|--------------|-------|----------------|-----------------------|------------------------|---|
| GA-preferred | 1 | 0.256 | 7.00×10^{-4} | 0.134 | 1 |
| | 2 | 0.259 | -3.38×10^4 | 0.177 | -(19) |
| | 3 | 0.256 | 0.864 | 1.08 | 8 |
| | 4 | 0.256 | 0.270 | 0.270 | 7 |
| | 5 | 0.256 | 0.278 | 0.544 | 8(2) |
| | 6 | 0.256 | 3.21×10^{-2} | 0.677 | 12 |
| | 7 | 0.256 | 2.65×10^{-7} | 1.81×10^{-2} | 3 |
| | 8 | 0.288 | 6.96×10^{-4} | 3.75×10^{-21} | -(2) |
| | 9 | 0.256 | 1.27×10^{-2} | 0.518 | 6 |
| | 10 | 0.256 | 3.20×10^{-2} | 0.469 | 13 |
| DE-preferred | 1 | 0.256 | 2.43×10^{-3} | 6.32×10^{-14} | 8 |
| | 2 | 0.256 | 0.222 | 0.176 | 11(0) |
| | 3 | 0.256 | 0.971 | 0.873 | 8(1) |
| | 4 | 0.256 | 0.161 | 0.161 | 8(1) |
| | 5 | 0.256 | 7.52×10^{-4} | 1.77×10^{-23} | 3(0) |
| | 6 | 7.64 | -0.736 | -0.736 | -(0) |
| | 7 | 0.256 | 6.24×10^{-4} | 0.00 | 0 |
| | 8 | 0.256 | 0.919 | 0.913 | 4 |
| | 9 | 0.256 | 8.22×10^{-4} | 2.52×10^{-23} | 6 |
| | 10 | 0.256 | 0.148 | 0.148 | 8(1) |

¹The values in parentheses indicate the first generation in which the target algorithm outperformed the comparative algorithm in all trials, while the optimal value was still negative.

5 Result

This section reports the experimental results and analyzes the generated benchmark problems. The analysis focuses on the search behavior of the optimization algorithms and the structural characteristics of the generated benchmarks.

5.1 Benchmark Generation Performance of LLM-EBG

Table 2 summarizes the benchmark problems generated in both the GA-preferred and DE-preferred searches. The table reports the best fitness values of the generated benchmarks, the best objective values obtained by each optimization algorithm, and the generation in which the fitness value first reached the theoretical minimum (0.256). The values in parentheses indicate the first generation in which the target algorithm outperformed the comparative algorithm across most trials while the optimal value of the benchmark was still negative. Fitness values that attain the theoretical minimum are highlighted in bold.

As shown in Table 2, the fitness values attained the theoretical minimum in 8 out of 10 runs for the GA-preferred search and in 9 out of 10 runs for the DE-preferred search. These results demonstrate that LLM-EBG successfully generated benchmark problems that admit positive optimal solutions and on which the designated target algorithm consistently outperformed the comparative algorithm across all trials.

In all runs of both scenarios, LLM-EBG generated benchmark problems during the search process for which the target algorithm outperformed the comparative algorithm across all trials, even though their fitness values did not reach the theoretical minimum. These benchmark states, whose corresponding generations are indicated in parentheses in Table 2, correspond to local optima under the evaluation function in Eq. (1). This is because the optimal values of these benchmarks are negative, and their fitness values are therefore degraded by the penalty term in the evaluation function.

In several runs, LLM-EBG successfully escaped from these local optima and further generated benchmark problems whose optimal values became positive, thereby attaining the global optimum of the evaluation function. In contrast, in the second trial of the GA-preferred search, the search remained at a local optimum corresponding to a benchmark with a negative optimal value.

In addition, the DE-preferred search tended to identify generations exhibiting target dominance earlier than the GA-preferred search. On average, the GA-preferred search required 7.25 generations, whereas the DE-preferred search required 6.67 generations. This tendency is consistent with the generally superior performance of DE over GA in unconstrained single-objective continuous optimization problems.

5.2 Landscape Characteristics of Generated Benchmarks

This section analyzes the characteristics of the generated benchmark problems using Exploratory Landscape Analysis (ELA) [39]. ELA is a methodology for estimating the geometrical properties of optimization landscapes, including convexity, objective-value distribution, level sets, curvature, and the fitness of linear and quadratic regression models. These features are computed from datasets sampled using Latin hypercube sampling (LHS). By employing ELA, we aim to quantitatively characterize the structural differences between the benchmarks generated in the GA-preferred and DE-preferred searches.

Fig. 6 presents a two-dimensional embedding obtained by t-Distributed Stochastic Neighbor Embedding (t-SNE) [40] based on the ELA features extracted from both the generated benchmark problems and the BBOB benchmarks [41] included in COCO. This visualization provides a qualitative overview of the relative positioning of the generated benchmarks within the ELA feature space.

From Fig. 6, we can find that many of the generated benchmarks are embedded in regions close to BBOB10, BBOB11, and BBOB19. BBOB10 (Ellipsoidal Function) and BBOB11 (Discus Function) are predominantly quadratic functions characterized by strong variable scaling, where one or a few directions in the search space dominate the landscape geometry. In contrast, BBOB19 (Composite Griewank-Rosenbrock Function F8F2) exhibits pronounced multi-modality combined with narrow curved valleys, similar to those observed in the Rosenbrock function. The proximity of the generated benchmarks to these functions suggests that LLM-EBG can produce landscapes that combine anisotropy and nonlinearity, which are known to challenge optimization algorithms.

Fig. 7 shows the results of a principal component analysis (PCA) performed on the ELA features of the generated benchmark problems. The scatter plot visualizes the features associated with the largest and third-largest loadings of the first principal

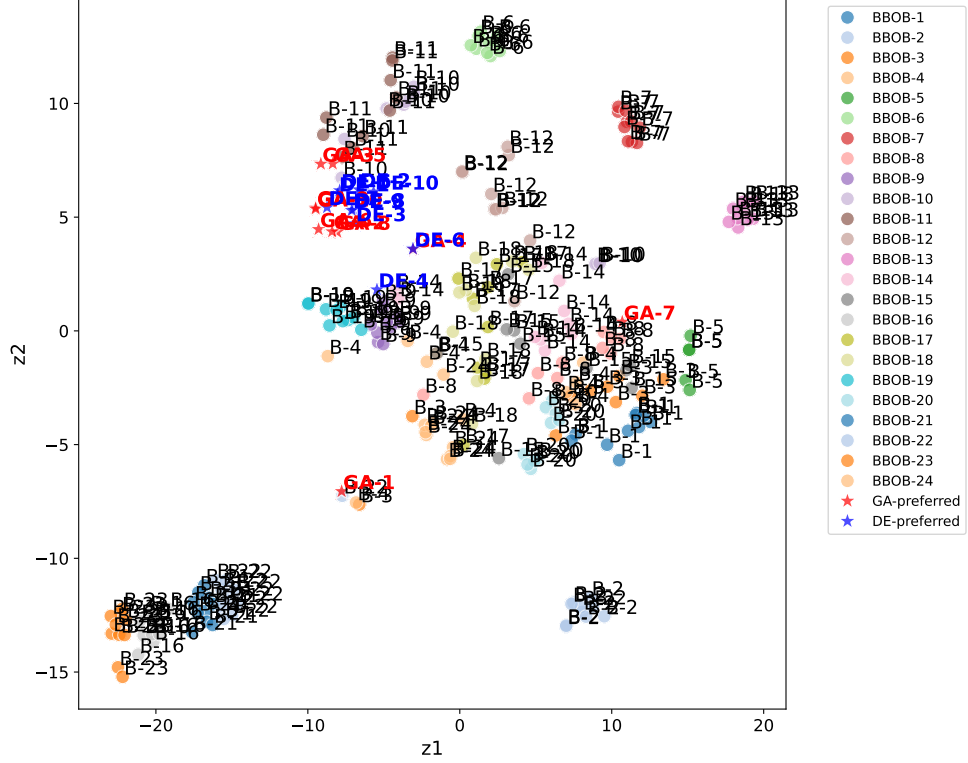


Fig. 6: Two-dimensional visualization of ELA features of benchmark problems generated by LLM-EBG and BBOB benchmark problems

component (PC1). The third-largest loading is selected for the vertical axis because the second-largest loading corresponds to a feature belonging to the same category as the largest one. Specifically, the horizontal axis represents the *median of the ratio of maximum to minimum absolute partial derivatives*, while the vertical axis represents the *lower quartile of the condition number of the ratio of maximum to minimum Hessian matrix values*.

As shown in Fig. 7, benchmarks generated by the GA-preferred search tend to exhibit higher values for both the median partial-derivative ratios and the lower quartile of the Hessian condition numbers compared to those generated by the DE-preferred search. This indicates that the benchmarks favored by GA are more strongly influenced by variable scaling, corresponding to ill-conditioned landscapes with large differences in curvature across dimensions and locally elongated, elliptical level sets. The effectiveness of GA on these benchmarks can be explained by its ability to maintain population diversity and explore the search space robustly under strongly anisotropic conditions.

In contrast, benchmarks generated by the DE-preferred search generally exhibit lower sensitivity to variable scaling and more moderate curvature disparities. Such landscapes provide clearer and more consistent search directions, allowing DE to

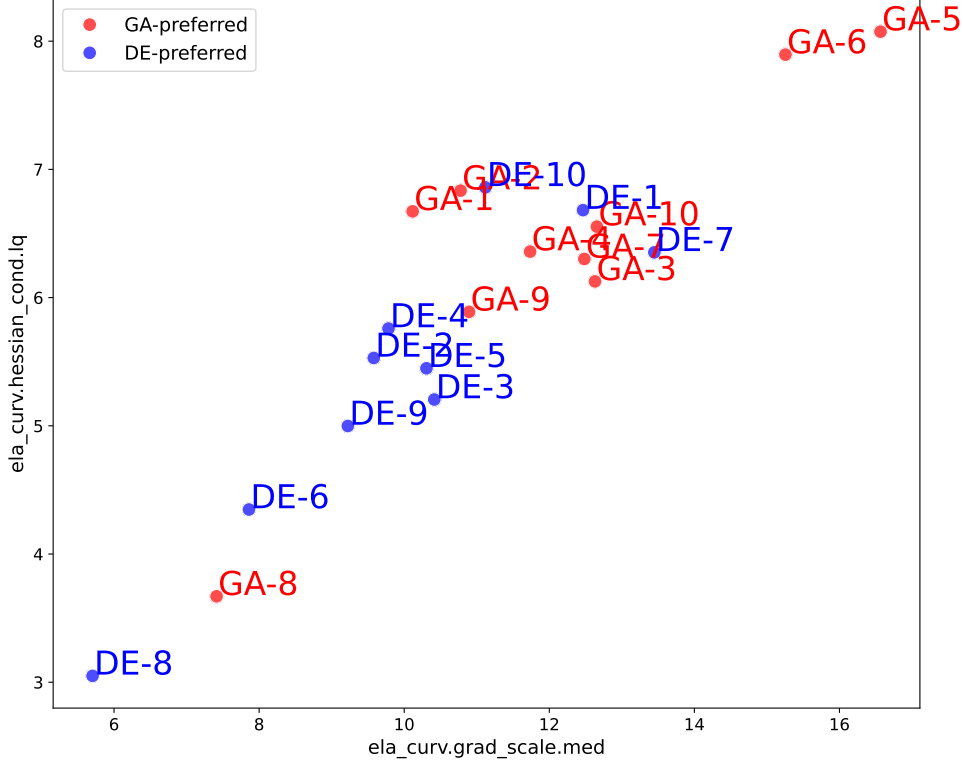


Fig. 7: Distribution ELA features corresponding to the first and third largest loadings of the first principal component

exploit relative positional differences between individuals more effectively. This observation is consistent with the well-known tendency of DE to perform favorably on problems with smoother landscapes and less severe ill-conditioning.

5.3 Representative Generated Benchmarks

Fig. 8 presents two representative benchmark problems, GA-preferred-5 and DE-preferred-8, which exhibit markedly different characteristics in Fig. 7. Although this section shows representative results from the 10 trials, the full set of generated benchmark problems is provided in the supplementary material.

A comparison of the benchmarks generated in the GA-preferred and DE-preferred searches in Fig. 8 shows a clear structural contrast. The GA-preferred search predominantly produces expressions involving trigonometric and power functions. In contrast, the DE-preferred search tends to generate expressions characterized by more intricate interactions among variables.

In both scenarios, the generated benchmarks are explicitly constructed to avoid undefined numerical values, such as complex numbers or Not-a-Number (NaN) results.

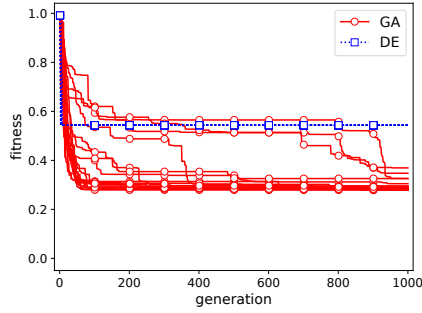
$$\begin{aligned}
f(x) = & x_0^2 + \sin(x_1)x_2 + |x_3 - x_4| + \frac{\sqrt{|x_0 - x_1|}}{1 + x_4^2 + |\sin(x_0) \sinh(x_1)|} + \sinh(x_0) \cos^2(x_1) + \frac{|x_2 - x_3|^2}{1 + |x_4|} + \\
& \frac{x_0 x_1 x_2 x_3 x_4}{1 + \sum_{i=0}^4 |x_i|} + \sin(x_0) \sin(x_1) \sin(x_2) \sin(x_3) \sin(x_4) + \frac{|x_0 - x_1|^2}{1 + x_2^2} + \\
& \cos(x_0) \cos(x_1) \cos(x_2) \cos(x_3) \cos(x_4) + \frac{x_3 x_4}{1 + |x_0| + |x_1| + |x_2|}
\end{aligned}$$

(a) GA-preferred-5

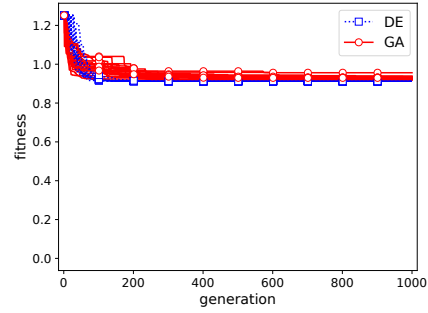
$$\begin{aligned}
f(x) = & x_0^2 + |x_1 x_2| + \sqrt{|x_3|} - \sin(x_4) + \sin(x_0 x_1) + \cos(x_2 x_3) + \frac{x_0}{1 + x_4^2} + \sinh(x_1 x_2 x_3) + \\
& |x_0 - x_1 + x_2 - x_3 + x_4| + \sqrt{x_0^2 + x_1^2 + x_2^2 + x_3^2 + x_4^2} + x_1 \sinh(x_0 x_2) + \frac{|x_2 - x_3|}{\sqrt{1 + x_4^2}}
\end{aligned}$$

(b) DE-preferred-8

Fig. 8: Generated benchmarks with distinct problem characteristics in each search



(a) GA-preferred-5



(b) DE-preferred-8

Fig. 9: Search processes of each optimization algorithm for the generated benchmarks

Specifically, radicands in square-root terms are enforced to be nonnegative through absolute-value or squared expressions. Similarly, denominators in fractional terms are expressed as sums of positive constants and absolute-value or squared terms, thereby preventing division by zero.

Fig. 9 illustrates the search processes of GA and DE on the representative benchmarks shown in Fig. 8. In Fig. 9, the horizontal axis represents the number of generations, and the vertical axis denotes the objective function value. The red

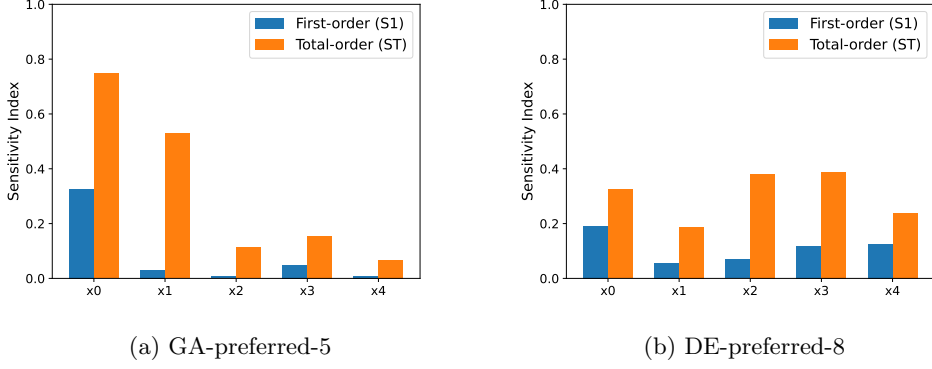


Fig. 10: Sensitivity analysis for generated benchmarks

solid and blue dotted curves correspond to the search trajectories of GA and DE, respectively.

As shown in Fig. 9a, for the benchmark generated in the GA-preferred search, DE tends to converge to specific local optima in early generations, whereas GA consistently avoids premature convergence and identifies superior solutions across all trials. Conversely, for the benchmark generated in the DE-preferred search (Fig. 9b), DE converges rapidly toward near-optimal solutions, while GA exhibits convergence to multiple local optima.

A comparison between the two algorithms indicates that GA exhibits greater variability in the best objective values across trials but can escape local optima, whereas DE exhibits a strong tendency toward early convergence and is comparatively more susceptible to stagnation at local optima.

These observations indicate that LLM-EBG can generate benchmark problems that induce substantial performance disparities between GA and DE, and that the structural characteristics of the generated benchmarks reflect the distinct convergence behaviors of the two algorithms.

To further clarify how individual design variables influence the generated landscapes, a Sobol' global sensitivity analysis [42] was conducted. Fig. 10 presents the results of the Sobol' analysis for the representative benchmarks GA-preferred-5 and DE-preferred-8. The horizontal axis shows the five design variables, and the vertical axis shows the sensitivity indices, with the blue and orange bars representing the first-order and total-order sensitivity indices, respectively.

As shown in Fig. 10, for the benchmark generated in the GA-preferred search, the first-order sensitivity index of x_0 is larger than that of the remaining variables, indicating that x_0 has a dominant influence on the objective function. Moreover, the total-order sensitivity indices for x_0 and x_1 exceed those for x_2 to x_4 , suggesting substantial interaction effects with other variables.

In contrast, the benchmark generated in the DE-preferred search exhibits a more uniform distribution of variable influence. Specifically, while the total variance of the

Table 3: Statistics for trials that reached the ideal fitness value

| | GA-preferred | DE-preferred |
|--------------------------------------|--------------|--------------|
| Average number of individuals | 8.88 | 8.77 |
| Average number of genetic operations | 6.75 | 6.78 |
| Ratio of crossover to mutation | 51.9% | 45.0% |

objective function is 1.56 for GA-preferred-5 and 2.27 for DE-preferred-8, the variance contributions of x_0 are 0.510 and 0.435, respectively, and those of x_1 are 0.0479 and 0.127, respectively. These results are consistent with the landscape characteristics observed in Fig. 7.

Overall, these results indicate that LLM-EBG effectively explored benchmark landscapes with diverse variable scales, thereby facilitating the generation of benchmark problems that induce substantial performance disparities between GA and DE.

6 Analysis of Evolutionary Operator Behavior in LLM-EBG

For each scenario, we analyze the execution behavior of evolutionary operators during the optimization process.

6.1 LLM-based Operator Statistics

Table 3 summarizes statistics characterizing the amount and composition of LLM-based genetic operations required to reach the optimal benchmark instances. Specifically, we report the average number of ancestral individuals along the lineage leading to the optimal benchmark, the total number of genetic operations executed by the LLM along this lineage, and the ratio of crossovers to mutations. Cases in which the LLM produced offspring identical to their parents are excluded from the operator count.

As shown in Table 3, both scenarios require a similar number of ancestral individuals and genetic operations to reach the optimal benchmark instances, despite the DE-preferred search reaching the theoretical minimum in fewer generations on average than the GA-preferred search, as reported in Section 5.1. This suggests that the depth of structural transformations applied by the LLM to construct the optimal benchmark is comparable across the two scenarios. In addition, the smaller number of generations required in the DE-preferred search further indicates that structurally beneficial modifications tend to be discovered more frequently, implying that effective improvements to benchmark structures occur more readily when evolving DE-favoring landscapes.

The DE-preferred search exhibits a crossover-to-mutation ratio that is 6.9% lower than that of the GA-preferred search and approximately 5% lower than the nominal crossover probability of 50%. This indicates that mutation operations play a more prominent role in refining benchmark structures in the DE-preferred search. In contrast, in the GA-preferred search, crossover and mutation are utilized at nearly equal frequencies, suggesting that both recombination and local structural modification contribute comparably to the construction of GA-favoring benchmarks.

6.2 Analysis of LLM-based Genetic Operator Patterns

An analysis of the generation process reveals that LLM-EBG produces offspring by repeatedly applying four types of modifications to parent benchmark expressions. The observed mutation behaviors are classified into the following four types:

Type I: Constant and index modification: Modification of numerical constants and variable indices in the parent expression. E.g.,

$$\begin{aligned} \text{Parent: } f(x) &= x_0^2 + x_2^2 + x_4 \sin(x_3) \\ \rightarrow \text{Offspring: } f(x) &= x_0^2 + x_2^3 + x_2 \sin(x_1) \end{aligned}$$

Type II: Functional substitution: Addition or substitution of functional terms in the parent expression. E.g.,

$$\begin{aligned} \text{Parent: } f(x) &= x_0 x_1 + \sin(x) \\ \rightarrow \text{Offspring: } f(x) &= x_0 \cos(x_1) + \sinh(x) \end{aligned}$$

Type III: Variable deletion: Deletion of variables or subexpressions in the parent expression. E.g.,

$$\begin{aligned} \text{Parent: } f(x) &= \sqrt{x_0^2 + x_1^2 + x_3^2 + x_4^2} \\ \rightarrow \text{Offspring: } f(x) &= \sqrt{x_0^2 + x_1^2} \end{aligned}$$

Type IV: Novel term generation: Generation of novel symbolic terms not present in the parent expression. E.g.,

$$\begin{aligned} \text{Parent: } f(x) &= x_0 + \sin(x_1)^2 \\ \rightarrow \text{Offspring: } f(x) &= x_0 + \sin(x_1)^2 + x_0 \sinh(x_1) \end{aligned}$$

Our analysis shows that offspring expressions tend to preserve the leading part of the parent expressions and apply additions, substitutions, or deletions primarily to the latter part of the formula. This tendency is particularly pronounced during crossover operations. It can be attributed to the structural similarity between the leading parts of the parent expressions, which induces selection pressure on the LLM to inherit core problem characteristics while modifying peripheral components.

Furthermore, the Type I and Type IV modifications were observed most frequently. This indicates that the LLM performs numerical substitutions and additive expansions more readily than substitutions of existing functional forms. This behavioral bias reflects a preference for local parameter tuning and incremental expansion over structural remapping of mathematical functions.

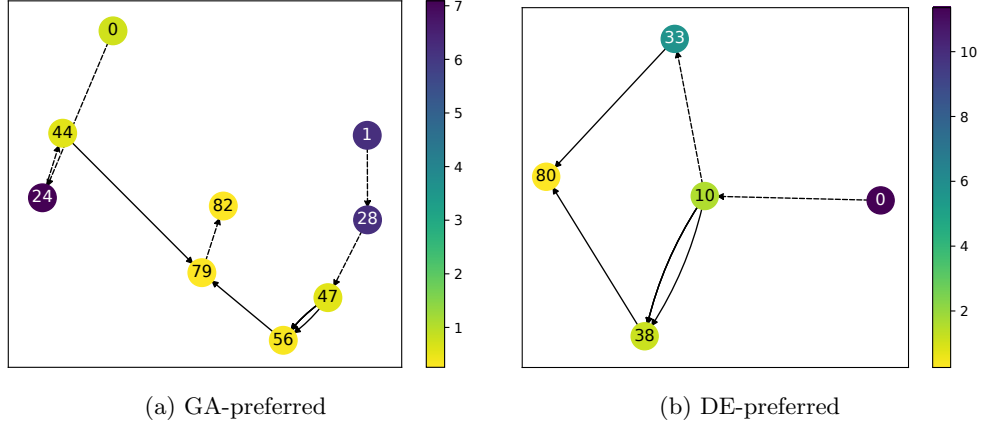


Fig. 11: The process of generating benchmarks

6.3 Visualization and Structural Analysis of Evolutionary Lineages in LLM-EBG

Fig. 11 visualizes the evolutionary lineages that led to the generation of the optimal benchmark instances. The figure depicts the result of the trial whose number of generations is closest to the median across all runs. In these graphs, each node represents a generated benchmark problem, where the node index corresponds to its generation order and the node color indicates its fitness value. Directed edges denote parent-offspring relationships formed by LLM-based genetic operations; an edge from node A to node B indicates that B was generated by applying a genetic operator to A . Solid edges represent crossover operations, whereas dotted edges represent mutation operations. The spatial layout is determined by computing Levenshtein distances between benchmark expressions and embedding them into a two-dimensional space using multi-dimensional scaling (MDS) [43].

As shown in Fig. 11a, the GA-preferred search exhibits multiple evolutionary branches that gradually converge toward the optimal benchmark. This indicates that crossover operations play a central role in combining partial structures from different individuals and constructing diverse candidate benchmarks throughout the search process.

In contrast, Fig. 11b shows that the DE-preferred search is dominated by mutation-based transitions, forming a more linear and locally driven evolutionary trajectory. This suggests that benchmark evolution in this scenario proceeds mainly through localized modifications within a single lineage, resembling a mutation-driven local search process.

Across both scenarios, mutation operations were found to be crucial for achieving substantial fitness improvements. When crossover is repeatedly applied to parents sharing highly similar symbolic structures, offspring tend to inherit the same limited set of components, which can result in premature convergence and hinder further progress. In contrast, mutation—particularly the Type IV modification that introduces

novel symbolic terms—injects new semantic components into benchmark expressions, thereby enabling LLM-EBG to escape such local optima and continue structural exploration.

These observations indicate that offspring generation in LLM-EBG is primarily driven by mutation operations that do not necessarily preserve parental structural characteristics. To further enrich structural diversity, providing the LLM with more explicit mutation patterns and transformation templates could be beneficial. Moreover, the GA-preferred search leverages information exchange across the population via crossover, whereas the DE-preferred search relies on mutation-centered, lineage-based exploration, highlighting two distinct evolutionary dynamics within the proposed framework.

7 Conclusion and Future Work

This study proposes LLM-EBG, an evolutionary framework for automatically generating benchmark problems using LLMs. As a case study, we focused on generating unconstrained single-objective continuous minimization problems and investigated whether LLM-EBG can generate benchmark instances that induce significant performance differences between two representative EAs, GA and DE. Specifically, we considered two scenarios: GA-preferred and DE-preferred searches.

Experimental results demonstrated that LLM-EBG successfully generated benchmark problems in which GA outperformed DE in 8 of 10 trials under the GA-preferred scenario, and in which DE outperformed GA in 9 of 10 trials under the DE-preferred scenario. These results indicate that the proposed framework can effectively steer the benchmark generation process toward landscapes that favor specific algorithmic behaviors.

Landscape analysis using ELA revealed that benchmarks generated in the GA-preferred search exhibit significantly higher sensitivity to variable scaling than those generated in the DE-preferred search. This finding suggests that LLM-EBG can automatically identify and amplify key geometric properties, such as anisotropy and ill-conditioning, that are known to differentiate the search behaviors of EAs.

Furthermore, analysis of the LLM-based evolutionary operator showed that DE-favoring benchmarks are generated more readily through mutation-dominated exploration, whereas GA-favoring benchmarks tend to emerge from a search process that actively leverages information exchange among individuals via crossover. These observations indicate that LLM-EBG not only generates benchmarks with desired performance characteristics but also exhibits algorithm-specific evolutionary dynamics.

Future work will extend the proposed framework to a broader range of optimization algorithms beyond GA and DE, and to more general problem classes, including constrained and multi-objective optimization. In addition, improving the diversity of the initial benchmark population remains an important challenge for enhancing the robustness and exploratory capability of LLM-EBG. Addressing this issue will further strengthen the potential of LLM-EBG as a general-purpose framework for automatic benchmark generation.

Statements and Declarations

Funding

This work was supported by the Joint Usage/Research Center for Interdisciplinary Large-scale Information Infrastructures (JHPCN) in Japan (Project ID: jh250063) and JSPS Grant-in-Aid for Scientific Research (B) (Grant Number: 24K03011).

Competing Interests

The authors have no competing interests to declare that are relevant to the content of this article.

Availability of data and materials

The datasets generated during and/or analyzed during the current study are available from the corresponding author upon reasonable request.

Code availability

The source code used in this study is available from the corresponding author upon reasonable request.

Authors' contributions

Yuhiro Ono: Writing – original draft, Conceptualization, Investigation, Methodology, Formal analysis, Software, Visualization. **Tomohiro Harada:** Writing – review & editing, Conceptualization, Methodology, Validation, Supervision, Funding Acquisition. **Yukiya Miura** Writing – review & editing, Supervision, Resource.

Declaration of Generative AI and AI-assisted technologies in the writing process

During the preparation of this work, the authors used Word Processing tools, Spreadsheets, and AI assistants in order to improve the readability of the text and figures. After that, the authors reviewed and edited the content as needed and then took full responsibility for the published article.

Ethics approval

Not applicable.

Consent to participate

Not applicable.

Consent for publication

Not applicable.

References

- [1] Piotrowski, A.P., Napiorkowski, J.J., Piotrowska, A.E.: Choice of benchmark optimization problems does matter. *Swarm and Evolutionary Computation* **83**, 101378 (2023) <https://doi.org/10.1016/j.swevo.2023.101378>
- [2] Hellwig, M., Beyer, H.-G.: Benchmarking evolutionary algorithms for single objective real-valued constrained optimization – a critical review. *Swarm and Evolutionary Computation* **44**, 927–944 (2019) <https://doi.org/10.1016/j.swevo.2018.10.002>
- [3] Wolpert, D.H., Macready, W.G.: No free lunch theorems for optimization. *IEEE Transactions on Evolutionary Computation* **1**(1), 67–82 (1997) <https://doi.org/10.1109/4235.585893>
- [4] Hansen, N., Auger, A., Ros, R., Mersmann, O., Tušar, T., Brockhoff, D.: COCO: A platform for comparing continuous optimizers in a black-box setting. *Optimization Methods and Software* **36**, 114–144 (2021) <https://doi.org/10.1080/10556788.2020.1808977>
- [5] Ahrari, A., Elsayed, S., Sarker, R., Essam, D., Coello, C.: Problem Definition and Evaluation Criteria for the CEC’2022 Competition on Dynamic Multimodal Optimization. online access (2022). <https://doi.org/10.13140/RG.2.2.32347.85284>
- [6] Liang, J., Suganthan, P., Qu, B., Gong, D., Yue, C.: Problem Definitions and Evaluation Criteria for the CEC 2020 Special Session on Multimodal Multiobjective Optimization. online access (2019). <https://doi.org/10.13140/RG.2.2.31746.02247>
- [7] Zitzler, E., Deb, K., Thiele, L.: Comparison of multiobjective evolutionary algorithms: Empirical results. *Evolutionary Computation* **8**(2), 173–195 (2000) <https://doi.org/10.1162/106365600568202>
- [8] Deb, K., Thiele, L., Laumanns, M., Zitzler, E.: Scalable multi-objective optimization test problems. In: *Proceedings of the 2002 Congress on Evolutionary Computation. CEC’02 (Cat. No.02TH8600)*, vol. 1, pp. 825–8301 (2002). <https://doi.org/10.1109/CEC.2002.1007032>
- [9] Huband, S., Hingston, P., Barone, L., While, L.: A review of multiobjective test problems and a scalable test problem toolkit. *IEEE Transactions on Evolutionary Computation* **10**(5), 477–506 (2006) <https://doi.org/10.1109/TEVC.2005.861417>
- [10] Cheng, R., Li, M., Tian, Y., Zhang, X., Yang, S., Jin, Y., Yao, X.: A benchmark test suite for evolutionary many-objective optimization. *Complex & Intelligent Systems* **3**(1), 67–81 (2017) <https://doi.org/10.1007/s40747-017-0039-7>
- [11] Tanabe, R., Oyama, A.: A note on constrained multi-objective optimization

- benchmark problems. In: 2017 IEEE Congress on Evolutionary Computation (CEC), pp. 1127–1134 (2017). <https://doi.org/10.1109/CEC.2017.7969433>
- [12] Zapotecas-Martínez, S., Coello Coello, C.A., Aguirre, H.E., Tanaka, K.: A review of features and limitations of existing scalable multiobjective test suites. *IEEE Transactions on Evolutionary Computation* **23**(1), 130–142 (2019) <https://doi.org/10.1109/TEVC.2018.2836912>
 - [13] Nan, Y., Ishibuchi, H., Shu, T., Shang, K.: Analysis of real-world constrained multi-objective problems and performance comparison of multi-objective algorithms. In: *Proceedings of the Genetic and Evolutionary Computation Conference. GECCO '24*, pp. 576–584. Association for Computing Machinery, New York, NY, USA (2024). <https://doi.org/10.1145/3638529.3653994>
 - [14] Malan, K.M., Muñoz, M.A.: Why we should be benchmarking evolutionary algorithms on neural network training tasks. In: *Proceedings of the Genetic and Evolutionary Computation Conference. GECCO '25*, pp. 30–38. Association for Computing Machinery, New York, NY, USA (2025). <https://doi.org/10.1145/3712256.3726318>
 - [15] Kumar, A., Wu, G., Ali, M.Z., Luo, Q., Mallipeddi, R., Suganthan, P.N., Das, S.: A benchmark-suite of real-world constrained multi-objective optimization problems and some baseline results. *Swarm and Evolutionary Computation* **67**, 100961 (2021) <https://doi.org/10.1016/j.swevo.2021.100961>
 - [16] Kohira, T., Kemmotsu, H., Oyama, A., Tatsukawa, T.: Proposal of benchmark problem based on real-world car structure design optimization. *Proceedings of the Genetic and Evolutionary Computation Conference Companion* (2018)
 - [17] Tanabe, R., Ishibuchi, H.: An easy-to-use real-world multi-objective optimization problem suite. *Applied Soft Computing* **89**, 106078 (2020) <https://doi.org/10.1016/j.asoc.2020.106078>
 - [18] Lou, Y., Yuen, S.Y., Chen, G.: Evolving benchmark functions using kruskal-wallis test. In: *Proceedings of the Genetic and Evolutionary Computation Conference Companion. GECCO '18*, pp. 1337–1341. Association for Computing Machinery, New York, NY, USA (2018). <https://doi.org/10.1145/3205651.3208257>
 - [19] Lechien, T., Jookan, J., De Causmaecker, P.: Evolving test instances of the hamiltonian completion problem. *Computers & Operations Research* **149**, 106019 (2023) <https://doi.org/10.1016/j.cor.2022.106019>
 - [20] He, Y., Aranha, C.: Evolving benchmark functions to compare evolutionary algorithms via genetic programming. In: *2024 IEEE Congress on Evolutionary Computation (CEC)*, pp. 1–8 (2024). <https://doi.org/10.1109/CEC60901.2024.10611801>

- [21] Seiler, M.V., Preuß, O.L., Trautmann, H.: Randoptgen: A unified random problem generator for single- and multi-objective optimization problems with mixed-variable input spaces. In: Proceedings of the Genetic and Evolutionary Computation Conference. GECCO '25, pp. 76–84. Association for Computing Machinery, New York, NY, USA (2025). <https://doi.org/10.1145/3712256.3726478>
- [22] Ono, Y., Harada, T., Miura, Y.: Large language model driven evolutionary optimization benchmark generation algorithm. In: Proceedings of the Genetic and Evolutionary Computation Conference Companion. GECCO '25 Companion, pp. 151–154. Association for Computing Machinery, New York, NY, USA (2025). <https://doi.org/10.1145/3712255.3726663>
- [23] Holland, J.H.: Adaptation in Natural and Artificial Systems. University of Michigan Press, Ann Arbor, MI (1975). second edition, 1992
- [24] Storn, R., Price, K.: Differential evolution - a simple and efficient heuristic for global optimization over continuous spaces. *Journal of Global Optimization* **11**, 341–359 (1997) <https://doi.org/10.1023/A:1008202821328>
- [25] Radford, A., Narasimhan, K., Salimans, T., Sutskever, I.: Improving language understanding by generative pre-training (2018)
- [26] Wei, J., Bosma, M., Zhao, V., Guu, K., Yu, A.W., Lester, B., Du, N., Dai, A.M., Le, Q.V.: Finetuned language models are zero-shot learners. In: International Conference on Learning Representations (2022). <https://openreview.net/forum?id=gEZrGCozdqR>
- [27] Christiano, P.F., Leike, J., Brown, T.B., Martic, M., Legg, S., Amodei, D.: Deep reinforcement learning from human preferences. In: Proceedings of the 31st International Conference on Neural Information Processing Systems. NIPS'17, pp. 4302–4310. Curran Associates Inc., Red Hook, NY, USA (2017)
- [28] Stiennon, N., Ouyang, L., Wu, J., Ziegler, D.M., Lowe, R., Voss, C., Radford, A., Amodei, D., Christiano, P.: Learning to summarize from human feedback. In: Proceedings of the 34th International Conference on Neural Information Processing Systems. NIPS '20. Curran Associates Inc., Red Hook, NY, USA (2020)
- [29] Meyerson, E., Nelson, M.J., Bradley, H., Gaier, A., Moradi, A., Hoover, A.K., Lehman, J.: Language model crossover: Variation through few-shot prompting. *ACM Trans. Evol. Learn. Optim.* **4**(4) (2024) <https://doi.org/10.1145/3694791>
- [30] Lange, R., Tian, Y., Tang, Y.: Large language models as evolution strategies. In: Proceedings of the Genetic and Evolutionary Computation Conference Companion. GECCO '24 Companion, pp. 579–582. Association for Computing Machinery, New York, NY, USA (2024). <https://doi.org/10.1145/3638530.3654238>

- [31] Liu, S., Chen, C., Qu, X., Tang, K., Ong, Y.-S.: Large language models as evolutionary optimizers. In: 2024 IEEE Congress on Evolutionary Computation (CEC), pp. 1–8 (2024). <https://doi.org/10.1109/CEC60901.2024.10611913>
- [32] Brown, T.B., Mann, B., Ryder, N., Subbiah, M., Kaplan, J., Dhariwal, P., Neelakantan, A., Shyam, P., Sastry, G., Askell, A., Agarwal, S., Herbert-Voss, A., Krueger, G., Henighan, T., Child, R., Ramesh, A., Ziegler, D.M., Wu, J., Winter, C., Hesse, C., Chen, M., Sigler, E., Litwin, M., Gray, S., Chess, B., Clark, J., Berner, C., McCandlish, S., Radford, A., Sutskever, I., Amodei, D.: Language models are few-shot learners. In: Proceedings of the 34th International Conference on Neural Information Processing Systems. NIPS '20. Curran Associates Inc., Red Hook, NY, USA (2020)
- [33] Romera-Paredes, B., Barekatin, M., Novikov, A., Balog, M., Kumar, M.P., Dupont, E., Ruiz, F.J.R., Ellenberg, J.S., Wang, P., Fawzi, O., Kohli, P., Fawzi, A.: Mathematical discoveries from program search with large language models. *Nature* **625**(7995), 468–475 (2024) <https://doi.org/10.1038/s41586-023-06924-6>
- [34] Ma, Y.J., Liang, W., Wang, G., Huang, D.-A., Bastani, O., Jayaraman, D., Zhu, Y., Fan, L., Anandkumar, A.: Eureka: Human-level reward design via coding large language models. In: The Twelfth International Conference on Learning Representations (2024). <https://openreview.net/forum?id=IEduRUO55F>
- [35] Stein, N.v., Bäck, T.: Llamea: A large language model evolutionary algorithm for automatically generating metaheuristics. *IEEE Transactions on Evolutionary Computation* **29**(2), 331–345 (2025) <https://doi.org/10.1109/TEVC.2024.3497793>
- [36] AI@Meta: Llama 3.3 Model Card. https://github.com/meta-llama/llama3.3/blob/main/MODEL_CARD.md (2024)
- [37] Deb, K., Agrawal, R.B.: Simulated binary crossover for continuous search space. *Complex Systems* **9** (1995)
- [38] Deb, K., Goyal, M., *et al.*: A combined genetic adaptive search (geneas) for engineering design. *Computer Science and informatics* **26**, 30–45 (1996)
- [39] Kerschke, P., Preuss, M.: Exploratory landscape analysis. In: Proceedings of the Genetic and Evolutionary Computation Conference Companion. GECCO '19, pp. 1137–1155. Association for Computing Machinery, New York, NY, USA (2019). <https://doi.org/10.1145/3319619.3323389>
- [40] Maaten, L.v.d., Hinton, G.: Visualizing data using t-sne. *Journal of machine learning research* **9**(Nov), 2579–2605 (2008)
- [41] Hansen, N., Auger, A., Ros, R., Finck, S., Pošík, P.: Comparing results of 31 algorithms from the black-box optimization benchmarking bbob-2009. In: Proceedings

of the 12th Annual Conference Companion on Genetic and Evolutionary Computation. GECCO '10, pp. 1689–1696. Association for Computing Machinery, New York, NY, USA (2010). <https://doi.org/10.1145/1830761.1830790>

- [42] Sobol', I.M.: Sensitivity estimates for nonlinear mathematical models. *Math. Model. Comput. Exp.* **1**, 407 (1993)
- [43] Mead, A.: Review of the development of multidimensional scaling methods. *Journal of the Royal Statistical Society Series D: The Statistician* **41**(1), 27–39 (2018) <https://doi.org/10.2307/2348634>