

Dynamic Detection of Inefficient Data Mapping Patterns in Heterogeneous OpenMP Applications

Luke Marzen
Iowa State University
Ames, Iowa, USA
ljmarzen@iastate.edu

Junhyung Shim
Iowa State University
Ames, Iowa, USA
jshim@iastate.edu

Ali Jannesari
Iowa State University
Ames, Iowa, USA
jannesar@iastate.edu

Abstract

With the growing prevalence of heterogeneous computing, CPUs are increasingly being paired with accelerators to achieve new levels of performance and energy efficiency. However, data movement between devices remains a significant bottleneck, complicating application development. Existing performance tools require considerable programmer intervention to diagnose and locate data transfer inefficiencies. To address this, we propose dynamic analysis techniques to detect and profile inefficient data transfer and allocation patterns in heterogeneous applications. We implemented these techniques into OMPDataPerf, which provides detailed traces of problematic data mappings, source code attribution, and assessments of optimization potential in heterogeneous OpenMP applications. OMPDataPerf uses the OpenMP Tools Interface (OMPT) and incurs only a 5 % geometric-mean runtime overhead.

CCS Concepts: • General and reference → Evaluation; Measurement; Metrics; Performance; • Computer systems organization → Heterogeneous (hybrid) systems.

Keywords: Heterogeneous Computing, Performance Profiling, Dynamic Analysis, Data Transfer, GPUs, OpenMP

ACM Reference Format:

Luke Marzen, Junhyung Shim, and Ali Jannesari. 2026. Dynamic Detection of Inefficient Data Mapping Patterns in Heterogeneous OpenMP Applications. In *Proceedings of the 31st ACM SIGPLAN Annual Symposium on Principles and Practice of Parallel Programming (PPoPP '26)*, January 31 – February 4, 2026, Sydney, NSW, Australia. ACM, New York, NY, USA, 20 pages. <https://doi.org/10.1145/3774934.3786454>

1 Introduction

The shift towards heterogeneous computing in HPC, where CPUs are paired with accelerators, often GPUs, has enabled new levels of power efficiency and absolute performance. However, harnessing this unprecedented computational power

requires programming models that can manage the complexities of offloading computations to GPUs while maintaining ease of use and portability. OpenMP has become the most widely adopted parallel programming API [45] and has evolved to support GPU offloading, enabling developers to leverage the computational power of GPUs with minimal changes to their existing codebases. OpenMP offloading provides a standardized, portable, and user-friendly approach for developing high-performance applications for heterogeneous environments. However, this paradigm shift brings forth challenges in efficiently managing data movement across diverse computing resources, as each connected device typically has its own distinct memory space. Data transfers between CPUs and their attached accelerators have higher latency and lower throughput than accesses to directly attached memory. To maximize performance, programmers explicitly define data mappings between devices using OpenMP’s target data and target update constructs. This requires careful consideration of data flow and validity across multiple memory spaces, a process that is often laborious and time-consuming in real-world codebases. Nonetheless, minimizing data movement remains a key optimization goal, as data movement directly impacts execution time and, if left unoptimized, can potentially outweigh any performance benefits gained from offloading computations.

Due to the critical importance of this task for performance and correctness, previous works and even extensions of the OpenMP standard have sought to alleviate this burden. OMPSan [18] detects bugs related to incorrect data mapping through static analysis. OMPDart [59] introduced static code analysis techniques that can be used to generate efficient data map clauses. Additionally, various compile-time optimizations have been proposed to reduce redundant data transfers [19, 35]. Archer [17], Arbalest [86], and Arbalest-Vec [85] use dynamic analysis techniques to identify data races in OpenMP programs. In the 5.0 revision of the OpenMP specification [71], support for *Unified Shared Memory* (USM) was introduced, which relies on runtime implementations to manage data transfer. However, USM is heavily dependent on compiler, driver, and hardware integration. Current implementations exhibit performance portability and/or stability issues [30, 62], which continue to deter application developers from adopting this approach despite its potential to reduce development effort.



This work is licensed under a Creative Commons Attribution-NonCommercial-NoDerivatives 4.0 International License.

PPoPP '26, Sydney, NSW, Australia

© 2026 Copyright held by the owner/author(s).

ACM ISBN 979-8-4007-2310-0/2026/01

<https://doi.org/10.1145/3774934.3786454>

In this work, we present dynamic analysis methods for detecting and profiling data transfer and memory allocation patterns that can bottleneck performance in heterogeneous programs. These problematic data mapping patterns, outlined in Section 4, are currently *not* explicitly reported by existing performance tools, including NVIDIA NSight System [68], AMD ROCProfiler [11], Intel VTune Profiler [41], and Intel Advisor [39]; instead these tools leave it to the programmer to infer whether or not optimization potential exists based on the coarse-grained timing and transfer volume information and visualizations that these tools provide. We introduce OMPDataPerf¹, a compiler- and hardware-agnostic dynamic analysis tool designed to identify inefficient data mapping patterns, profile them, and provide actionable feedback with estimations of performance uplift if the identified issues are eliminated.

The main contributions of this work include:

- low-overhead dynamic analysis methods for identifying inefficient data transfer and memory allocation patterns in heterogeneous applications.
- OMPDataPerf, a portable, low-overhead performance tool for detecting, profiling, and providing source code attribution for inefficient data mapping patterns in OpenMP programs. Additionally, OMPDataPerf accurately estimates performance uplift if the identified issues are fixed which can guide optimization efforts.
- fixes for performance issues identified in programs including speedups of 110 % in Rodinia’s bfs, 7 % in Mantevo’s minife, and 14 % in bspline-vgh-omp in HecBench.

2 Background

2.1 OpenMP Offload Terminology

Throughout this paper, we use OpenMP-centric terminology.

Device: “An implementation-defined logical execution engine” [73]. This could correspond to a CPU, GPU, or other types of processing units.

Host Device: “The device on which the OpenMP program begins execution” [73]. This refers to the system’s main processor (CPU).

Target Device: “A device with respect to which the current device performs an operation, as specified by a device construct or an OpenMP device memory routine” [73]. The target device is typically a different hardware unit, such as a GPU or accelerator, that is intended to execute parallel computations efficiently.

For succinctness, the *host device* is often referred to as the *host* and *target device(s)* as *device(s)*.

2.2 OpenMP Offloading Execution Model

OpenMP offloading enables programmers to more productively leverage the compute capabilities of modern heterogeneous infrastructures through high-level annotations for parallelizing and offloading computations from CPUs to accelerators. Since the introduction of offloading in OpenMP 4.0 [69] and subsequent improvements in OpenMP 4.5 [70], the growing availability of OpenMP offload capable compilers has reduced reliance on vendor-specific compiler infrastructures and specialized kernel languages, simplifying the use of GPUs for general-purpose computing. Offloading with OpenMP consists of two main steps: (i) mapping and transferring data between the host and the device and (ii) executing annotated computations on the device. OpenMP uses target directives to indicate that a specific code region should be offloaded to an accelerator. Within these target regions, one or more teams of threads are executed on a device. target regions have an implicit data environment that can be explicitly managed and manipulated with the use of map clauses for fine-grain control of data transfer.

2.3 OpenMP Tools Interface

The *OpenMP Tools Interface* (OMPT) [27–29], was standardized in the OpenMP 5.0 specification [71] with the goal of enabling portable tools for analysis of OpenMP applications. OMPT is an API integrated into the OpenMP runtime, which allows tools to monitor and trace OpenMP events as they occur during execution. Leveraging integration into the runtime brings the advantage that the instrumentation is independent of the user’s code. Furthermore, tools built using OMPT can operate across different (compliant) OpenMP implementations, enabling them to be hardware- and compiler-agnostic. However, some tools may depend on optional features not provided in minimal OMPT implementations.

OMPT provides mechanisms for registering callbacks, tracing activity on target devices, and examining OpenMP state. Callbacks enable tools to receive notification of and offer visibility into the execution of OpenMP events such as parallel regions, work-sharing constructs, synchronization, task execution, and target operations. The target tracing interface exists to enable the monitoring activities on targets in cases where target devices do not initialize a full OpenMP runtime system which may render callbacks not possible.

OMPT was extended in OpenMP 5.1 [72], bringing the External Monitoring Interface (EMI) callbacks in addition to a few minor revisions. The EMI callbacks provide notifications at both the start and end of target events, whereas the non-EMI versions only notify at the start of the events and are now deprecated as of OpenMP 6.0 [74].

3 Motivation

There have been research works, such as DrGPUM [48], ValueExpert [87], that aim to detect inefficient data transfers

¹Source code available at <https://github.com/lmarzen/ompdataperf> and <https://zenodo.org/records/18102356>.

through heavy instrumentation of CUDA binaries. Although these are great profilers, they are vendor-specific and thus limit their use for other vendors' accelerators.

As mentioned in section 2.3, OMPT is hardware agnostic, which allows for hardware-independent analysis of data transfers. Despite providing a great utility, there is not a tool for checking inefficient data movements using OMPT interface to our knowledge. The closest state-of-the-art tool that utilizes OMPT is Arbalest-Vec [85]. However, this is a data correctness checking tool that checks for *data races*, *use of uninitialized memory (UUM)*, *use of stale data (USD)*, *use after free (UAF)*, and *buffer overflow (BO)*. We later show in section 7.7 that report of these errors alone may not facilitate programmers to write efficient code. In recognition of these problems with existing tools, we developed OMPDataPerf to equip programmers with a hardware-agnostic profiler that detects inefficient data movements.

4 Inefficient Data Mapping Patterns

In this section, we provide an overview of four categories of inefficient data mapping patterns that we aim to detect. Inefficient mappings may arise when data already resides in memory on the destination device, when memory is reallocated on target devices despite sufficient capacity, or when mapped data goes unused. These issues commonly manifest in OpenMP offload programs as the result of programmers not explicitly mapping data over multiple kernel executions, failing to recognize data reuse opportunities, and other programming oversights.

Joubert et al. [44] identified data reuse and minimizing memory traffic as essential performance considerations for large-scale scientific applications. Mishra et al. [63] evaluated the performance of 10 OpenMP offload benchmarks and found that incorporating data reuse can substantially reduce program execution time compared to the same benchmarks without data reuse. Marzen et al. [59] improved data reuse in the OpenMP offload version of LULESH 2.0 [46] to achieve a $1.6\times$ speedup in overall execution time over the existing implementation. Welton et al. [81] found that duplicate data transfers increased runtime by 40 % in QBox [36] and QBall [26]. The inefficient mapping patterns we have identified are symptoms of missed data reuse opportunities and generally bad data mapping practices. These patterns signify the presence of potential performance issues and are *not* indicative of correctness issues. For each pattern, we provide precise definitions and illustrate them with straightforward examples.

4.1 Duplicate Data Transfers

Definition 4.1. A *duplicate data transfer* occurs when a device (or host) receives data that it had previously received.

Duplicate data transfers can bottleneck program performance, especially when the transfers are repeated frequently

in large amounts of data. Listing 1 depicts duplicate data transfer between kernel executions. In this example, the programmer failed to recognize the opportunity to reuse array *a* for the second target region. To fix this, array *a* could be mapped over both target regions using a `target data` directive.

```

1  int a[N], sum = 0, prod = 1;
2  #pragma omp target map(to:a) map(tofrom:sum)
3  #pragma omp parallel for reduction(+:sum)
4  for (int i = 0; i < N; ++i) {
5      sum += a[i];
6  }
7
8  #pragma omp target map(to:a) map(tofrom:prod)
9  #pragma omp parallel for reduction(+:prod)
10 for (int i = 0; i < N; ++i) {
11     prod *= a[i];
12 }
```

Listing 1. Duplicate data transfer occurs since *a* is transferred to the device before entering each target region. Required device memory is also allocated and deallocated for each target region.

4.2 Round-Trip Data Transfers

Definition 4.2. A *round-trip data transfer* occurs when a device (or host), *A*, sends data to another device, *B*, and later device *A* receives the same unmodified data back from device *B*.

Listing 2 shows a kernel that is called repeatedly inside a loop. Since no explicit data mappings are present, the implicit data-mapping rules are applied. After each iteration, the intermediate result is stored in array *a* and copied from the device to the host. At the beginning of the next iteration, array *a* is copied back to the device without modification, hence completing a round-trip. This code snippet could be optimized by adding a data mapping directive over the outer loop to eliminate the round-trip transfers between kernel executions.

```

1  int a[N] = {};
2  for (int i = 0; i < N; ++i) {
3      #pragma omp target parallel for
4      for (int j = 0; j < N; ++j) {
5          a[j] += j;
6      }
7  }
```

Listing 2. A kernel nested inside a loop without a data mapping directive before the outer for loop results in round-trip data transfer each iteration of the outer loop. This example also exhibits repeated device memory allocations since array *a* is reallocated every iteration.

4.3 Repeated Device Memory Allocations

Definition 4.3. A *repeated device memory allocation* occurs when memory on a target device is allocated, and subsequently deleted (deallocated), more than once to accommodate the mapping of the same variable.

Repeated device memory allocation and deletion can introduce unnecessary overhead and should be avoided. This is typically caused when programmers use mappings whose lifetime does not extend across multiple kernels, which causes allocation and deletion at the start and end of each kernel. Re-allocation is sometimes exhibited as a symptom of duplicate and round-trip data transfers and is present in the simple examples shown in Listings 1 and 2. This behavior can also happen without the presence of duplicate and round-trip transfers, such as in cases where data is modified between transfers. Reallocating and deleting device data is occasionally done purposefully in cases when GPU memory capacity would be insufficient to allocate all data over the program's lifetime, but should otherwise be avoided.

4.4 Unused Data Mappings

Definition 4.4. An *unused data mapping* occurs when data is mapped to a device, either by copying data to the device or by allocating memory on the device, but the device does *not* read the copied data or utilize the allocated region during the lifetime of the mapping.

Unused data mappings are sometimes introduced into programs that contain dead code, overly cautious preemptive transfers, or conditional logic that sometimes bypasses kernel execution. This is almost always unintentional and is certainly bad practice.

5 Detection

In this section, we present a set of algorithms to identify and categorize inefficient data transfer patterns across an arbitrary number of devices. These categorizations, along with precise source code locations, can help programmers to quickly diagnose the root causes of data movement inefficiencies.

It is an important design consideration for performance profiling tools that their impact on execution time is minimized to preserve accurate and meaningful performance metrics and reduce the need for error-prone overhead compensation methods [57]. To this end, these algorithms are specifically designed to avoid relying on information that would necessitate costly instrumentation, such as the precise tracking of memory reads and writes. Additionally, the algorithms are intended to execute after the program has completed and, as input, take a log of all OpenMP target events. Each event log entry must contain the start and end time of the event, the hash of the data transferred (if applicable), and the information provided by the corresponding

OMPT callback, such as source and destination device numbers, code pointers, number of bytes transferred, and type of operation.

5.1 Duplicate Data Transfers

To detect duplicate data transfers, we employ a content-based approach using hashing. By generating hash values of transferred data, we can identify duplicate and round-trip data transfers with minimal memory and time overhead, as only the hash values must be stored and compared. We assume the hashing algorithm is collision-free to minimize overhead, however eliminating any chance of false positives—and thus ensuring absolute correctness—would require storing copies of every unique transfer between devices.

Algorithm 1 identifies duplicate data transfers by checking whether any device has received the same hash at least 2 times. This is done efficiently by using a map to group data transfer events by their hash and receiving device number.

Algorithm 1 Identify Duplicate Data Transfers

Require: *data_op_events* to be an array of data transfer operation events in chronological order

```

1: procedure FINDDUPLICATETRANSFERS(data_op_events)
2:   let duplicate_transfers be an array<array<event>>
3:   ▶ Map to lists of duplicate transfers.
4:   let received be a map
5:     {hash, dest_device_num} → array<event>
6:   for event ∈ data_op_events do
7:     key ← {event.hash, event.dest_device_num}
8:     received[key].append(event)
9:   end for
10:  for {key, events} ∈ received do
11:    if events.size() < 2 then
12:      continue
13:    end if
14:    duplicate_transfers.append(events)
15:  end for
16:  return duplicate_transfers
17: end procedure

```

5.2 Round-Trip Data Transfers

Algorithm 2 identifies round-trip data transfers and groups them by their hash and initial and intermediate devices. In a similar manner to Algorithm 1, we first construct a map of received data transfer events, but this time using a map to a queue, which will allow efficient extraction of events in their chronological order later. Second, we iterate through the data transfer events, checking if a device later receives data with a matching hash, which indicates the completion of a round-trip. To avoid falsely counting the initial transfer event as the completion trip later, we remove it from the map of received data transfer events.

Algorithm 2 Identify Round-Trip Data Transfers

Require: *data_op_events* to be an array of data transfer operation events in chronological order

```

1: procedure FINDROUNDTrips(data_op_events)
2:   let round_trips be a map
3:     ⟨hash, src_device_num, dest_device_num⟩
4:     → array⟨tx_event, rx_event⟩
5:   let received be a map
6:     ⟨hash, dest_device_num⟩ → queue⟨event⟩
7:   for event ∈ data_op_events do
8:     key ← ⟨event.hash, event.dest_device_num⟩
9:     received[key].enqueue(event)
10:  end for
11:  for tx_event ∈ data_op_events do
12:    rx_key ← ⟨tx_event.hash, tx_event.src_device_num⟩
13:    if !received.contains(rx_key) or
14:      received[rx_key].empty()
15:    then
16:      ▷ Not a round-trip, the data is never sent back.
17:      continue
18:    end if
19:    trip_key ← ⟨tx_event.hash,
20:      tx_event.src_device_num,
21:      tx_event.dest_device_num⟩
22:    rx_event ← received[rx_key].peek()
23:    round_trips[trip_key].append(⟨tx_event, rx_event⟩)
24:    tx_key ← ⟨tx_event.hash, tx_event.dest_device_num⟩
25:    ▷ Avoid counting this as a round-trip for other transfers.
26:    received[tx_key].dequeue()
27:  end for
28:  return round_trips
29: end procedure

```

5.3 Repeated Device Memory Allocations

Algorithm 3 identifies repeated device memory allocations by first pairing each allocation event with its deletion event and inserting the pair into a map where the key identifies the host and target addresses as well as the size of the allocation in bytes. The allocation size is included as part of the key to mitigate false positives in scenarios where the same memory address is used to map different variables throughout a program's execution. Next, we iterate through the map of allocations and remove any entries that do not have at least two allocations, leaving only repeat allocations.

5.4 Unused Data Mappings

A subset of unused data mappings can be detected based on information from OpenMP event callbacks. The idea behind Algorithms 4 and 5 is to identify data mappings that cannot possibly be made use of. For device allocations, this means identifying all allocations whose lifetimes do not intersect with the execution of any active kernel on that device. For data transfers, we look for any data that would be overwritten before any kernel could possibly access it or if it occurs

Algorithm 3 Identify Repeated Device Memory Allocations

Require: *data_op_events* to be an array of memory allocation/deletion events in chronological order

```

1: procedure FINDREPEATEDALLOCS(data_op_events)
2:   let repeated_allocs be a map
3:     ⟨host_addr, tgt_device_num, bytes⟩
4:     → array⟨alloc_event, delete_event⟩
5:   allocs ← GETALLOCDELETEPAIRS(data_op_events)
6:   for ⟨alloc_event, delete_event⟩ ∈ allocs do
7:     key ← ⟨alloc_event.src_addr,
8:       alloc_event.dest_device_num,
9:       alloc_event.bytes⟩
10:    repeated_allocs[key].append(⟨alloc_event, event⟩)
11:  end for
12:  for ⟨key, events⟩ ∈ repeated_allocs do
13:    if events.size() < 2 then
14:      repeated_allocs.remove(key)
15:    end if
16:  end for
17:  return repeated_allocs
18: end procedure

```

after the last active kernel on the device. In order to, with certainty, determine all unused data mappings we would need to know exactly what memory addresses a kernel access. This information could be retrieved either through static analysis or intrusive memory access instrumentation, which we will investigate further in future work.

Algorithms 4 and 5 are used to detect unused allocations and unused transfers, respectively. Algorithm 4 first pairs each allocation event with its deletion event, then it sorts the lists of target executions and allocations by which device they occur on. Then, for each device, it searches chronologically for any allocations whose lifetimes do not intersect with the execution of any active kernel. Algorithm 5, similarly to Algorithm 4, sorts the lists of target executions and transfers by which device they occur on. Then, to identify any transfer that is overwritten, it keeps a map of *candidates*, which relates memory addresses to the last data transfer that wrote there. If a transfer occurs and a candidate is already in the map at a common address, then the candidate was overwritten before it could be accessed and is, therefore, unused. However, if a kernel execution occurs between transfers, then the candidates map must be cleared since the kernel may have used the data from the previous transfers.

6 OMPDataPerf

We developed a compiler- and hardware-agnostic performance profiling tool, OMPDataPerf, that integrates the algorithms described in Section 5 to precisely identify the locations of issues in source code and to quantify how much optimization potential exists.

OMPDataPerf has two dependencies:

Algorithm 4 Identify Unused Device Memory Allocation

Require: *target_events* to be an array of target kernel execution events in chronological order

Require: *data_op_events* to be an array of data transfer operation events in chronological order

Require: *num_devices* to be the number of available target devices

```

1: procedure FINDUNUSEDALLOCS(tgt_events, data_op_events)
2:   let unused_allocs be an array<alloc_event, delete_event>
3:   alloc_events ← GETALLOCDELETEPAIRS(data_op_events)
4:   ▷ Sort events by device.
5:   let device_tgt_events be an array<array<event>>
6:   let device_allocs be an array<array<event>>
7:   device_tgt_events ← SORTBYDEVICE(tgt_events)
8:   device_allocs_events ← SORTBYDEVICE(alloc_events)
9:   ▷ Find allocations that do not overlap with target execution.
10:  for dev_idx from 0 to num_devices – 1 do
11:    _tgt_events ← device_tgt_events[dev_idx]
12:    _alloc_events ← device_allocs_events[dev_idx]
13:    tgt_idx ← 0
14:    for <alloc_event, delete_event> ∈ _alloc_events do
15:      while tgt_idx < _tgt_events.size() and
16:        _tgt_events[tgt_idx].end < alloc_event.start
17:      do
18:        tgt_idx ← tgt_idx + 1
19:      end while
20:      if tgt_idx == _tgt_events.size() or
21:        _tgt_events[tgt_idx].start > delete_event.end
22:      then
23:        unused_allocs.append(
24:          (alloc_event, delete_event))
25:      end if
26:    end for
27:  end for
28:  return unused_allocs
29: end procedure

```

1. The target program must be linked with an OpenMP runtime that supports the minimally compliant set of OMPT EMI callbacks.
2. libdw (part of elfutils) must be installed on the target system.

Specifically, OMPDataPerf requires the OpenMP runtime to support two OMPT callbacks: `ompt_callback_target_emi` and `ompt_callback_target_data_op_emi`. The OMPT callbacks required by OMPDataPerf are supported by most modern OpenMP runtimes implemented for compilers such as AMD-AOMP [9], ARM-ACfL [15], Clang [54], and CCE [37]. Additionally, libdw provides the capability to read DWARF debugging information from ELF binaries, which enhances the tool’s functionality.

By leveraging the OMPT interface, OMPDataPerf supports all OpenMP programs linked to a runtime with OMPT EMI callback compatibility. Programmers do *not* need to recompile their code in order to use OMPDataPerf unless they desire line-numbers attribution; in that case the binary must

Algorithm 5 Identify Unused Data Transfers

Require: *target_events* to be an array of target kernel execution events in chronological order

Require: *data_op_events* to be an array of data transfer operation events in chronological order

Require: *num_devices* to be the number of available target devices

```

1: procedure FINDUNUSEDTRANSFERS(tgt_events,
  data_op_events)
2:   let unused_transfers be an array<event>
3:   ▷ Sort events by device.
4:   let device_tgt_events be an array<array<event>>
5:   let device_tx be an array<array<event>>
6:   device_tgt_events ← SORTBYDEVICE(tgt_events)
7:   device_tx_events ← SORTBYDEVICE(data_op_events)
8:   ▷ Find transfers from the same host address that occur more
  than once between target executions.
9:  for dev_idx from 0 to num_devices – 1 do
10:    _tgt_events ← device_tgt_events[dev_idx]
11:    _tx_events ← device_transfers_events[dev_idx]
12:    tgt_idx ← 0
13:    let candidates be a map <host_addr> → <event>
14:    for tx ∈ _tx_events do
15:      while tgt_idx < _tgt_events.size() and
16:        _tgt_events[tgt_idx].end < tx.start
17:      do
18:        tgt_idx ← tgt_idx + 1
19:        candidates.clear()
20:      end while
21:      if tgt_idx == _tgt_events.size() then
22:        ▷ Transfer occurs after last active kernel.
23:        unused_transfers.append(tx)
24:      else if _tgt_events[tgt_idx].start > tx.start then
25:        ▷ Transfer doesn’t overlap with an active kernel.
26:        if candidates.contains(tx.src_addr) then
27:          cand ← candidates[tx.src_addr]
28:          unused_transfers.append(cand)
29:        end if
30:        candidates[tx.src_addr] ← tx
31:      else
32:        candidates.clear()
33:      end if
34:    end for
35:  end for
36:  return unused_transfers
37: end procedure

```

be compiled with debugging information (e.g., `-g`). Figure 1 provides an overview of how OMPDataPerf interacts with a running program. This specific example illustrates the integration with LLVM’s libomp OpenMP runtime offloading to an NVIDIA GPU. The user’s program is linked with the libomp and libomptarget runtimes (`-fopenmp -fopenmp-targets=nvptx64`), which support the OMPT interface.

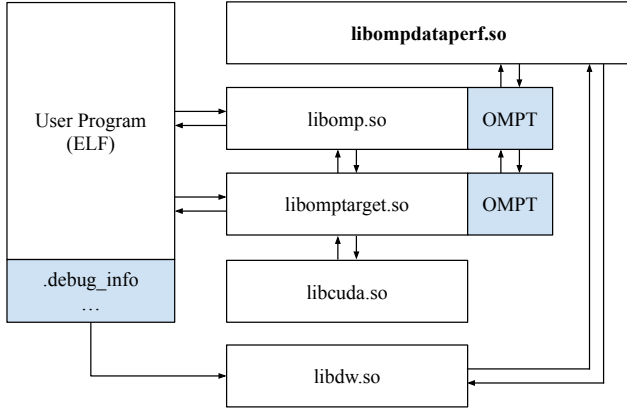


Figure 1. Runtime interactions of OMPDataPerf with a program linked to LLVM’s libomp OpenMP runtime offloading to an NVIDIA GPU.

7 Evaluation

7.1 Experimental Setup

Our experimental machine for measuring the runtime performance and the accuracy of its speedup prediction (Sections 7.3 to 7.6) was a compute node with an AMD EPYC 7543 32-core processor, 512 GB RAM, and an NVIDIA A100-PCIE-40GB GPU running Red Hat Enterprise Linux 9.4 and CUDA 11.8.89. The benchmarks used in Section 7.3 through 7.6 were compiled with Clang 19.1.0 and linked with the associate LLVM libomp OpenMP runtime of the same version. Our comparison with Arbalest-Vec (Section 7.7) was done on a compute node with an AMD EPYC 7413 24-core processor, 128 GB RAM, and an NVIDIA A100-PCIE-80GB GPU running on Red Hat Enterprise Linux 9.4. The programs were compiled with each tool’s corresponding compiler for analysis. However, for measuring the runtimes in Table 3, we compiled them with `nvc++ v25.5-0`.

7.2 Benchmarks

To evaluate OMPDataPerf, we selected 10 OpenMP offload benchmarks, programs, and proxy apps. Four applications were taken from Rodinia suite [21], which had OpenMP Offload versions: bfs, hotspot, lud, and nw. babelstream [25] was also included, a synthetic GPU memory bandwidth benchmark. The second half of the benchmarks were selected to represent real-world HPC workloads. This includes minife [49] from the Sandia-led Mantevo Project [23, 58], minifmm [16] from University of Bristol High Performance Computing group, tealeaf [80] from the UK Mini-App Consortium and notably included in SPEChpc 2021 [77], and rsbench [78] and xsbench [79] from Argonne National Laboratory. We selected 3 input problem sizes for each benchmark: Small, Medium, and Large. If recommended or predefined inputs were provided we used those, otherwise inputs were selected to take roughly an order of magnitude

increase in execution time when moving up input sizes. For our comparison with Arbalest-Vec, we chose 5 programs from HeCBench [76] as seen from Table 2.

7.3 Runtime Overhead

Figure 2 shows the runtime overhead, expressed as slowdown, when using OMPDataPerf to analyze each program. The largest overhead observed was a 33% increase to runtime to xsbench on the large problem size. Programs with more runtime dominated by host/device communication activity tended to incur greater overhead. Seven of the ten benchmarks saw runtime overhead of less than $1.07\times$ across all problem sizes. The geometric mean slowdown was $1.05\times$.

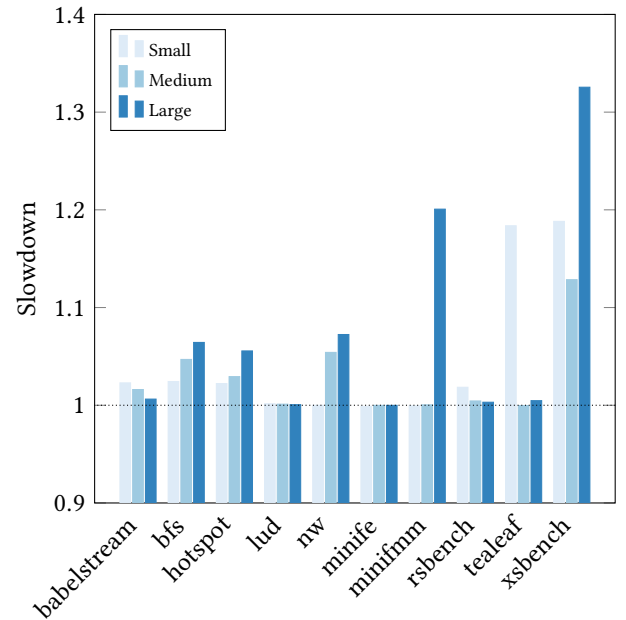


Figure 2. Runtime overhead when analyzing with OMPDataPerf for different input sizes. (lower is better)

7.4 Space Overhead

When monitoring a program, OMPDataPerf allocates 72 B for every OpenMP data transfer event 24 B for every target launch event. The corresponding space overhead for each application is summarized in Figure 3 and ranges from 1 KB to a few MB. The memory overhead of OMPDataPerf is small enough as to *not* be problematic on modern HPC systems even with large benchmarks with many OpenMP target events. tealeaf has by far the highest rate of overhead allocation at ~ 1 MB/s (or ~ 4 GB/h) of uncompressed space for event logging. The geometric mean rate of overhead accumulation across all applications is ~ 43 KB/s (or ~ 155 MB/h).

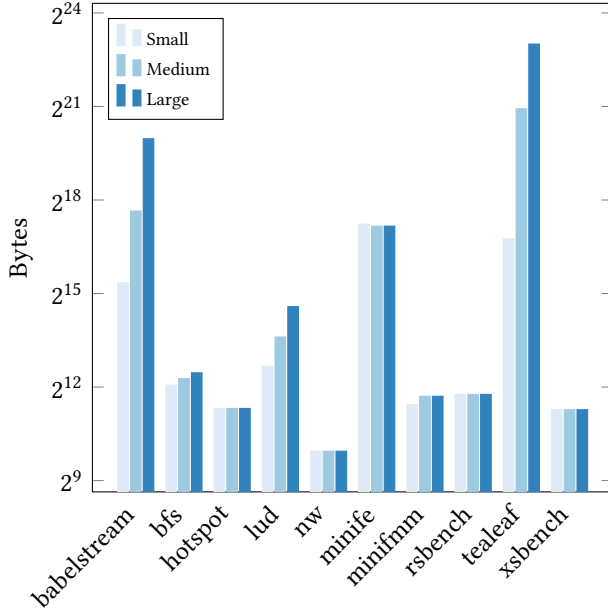


Figure 3. Peak space overhead in Bytes allocated when analyzing with OMPDataPerf for different input sizes. (lower is better)

7.5 Issues Identified

To evaluate whether OMPDataPerf can detect data movement inefficiencies in actual programs, we perform a case study of the issues identified by the tool in each benchmark. Based on the issues (or lack thereof) identified by OMPDataPerf, we either attempt to fix the issues or inject artificial ones into the program. In the next section, Section 7.6, we will evaluate whether OMPDataPerf correctly accesses the runtime severity of each issue. The following abbreviations are used throughout this section: Duplicate Data Transfers (DD), Round-Trip Data Transfers (RT), Repeated Device Memory Allocations (RA), Unused Device Memory Allocations (UA), and Unused Data Transfers (UT).

Some benchmarks, including minifmm, nw, tealeaf, have DDs when data is first mapped on the device during initialization, e.g., multiple zero-initialized arrays of the same length. In these cases, the DDs occur while the program is initializing the problem and not in performance-critical code, so they aren't worth fixing. babelstream is a GPU memory benchmark and the DDs and RAs are caused by reallocating and transferring data and results between repeated test runs, which appears to be an intentional part of the benchmark. The bfs program from the Rodinia suite exhibits 3 issue types as a result of reallocating transferring back and forth a boolean to indicate when to stop launching kernels. We eliminated these issues by moving the loop check into the OpenMP target region, which resulted in $2.1\times$ speedup for the small problem size. The majority of the DDs and all of the RAs in tealeaf were caused by copies

Table 1. Issues Detected by OMPDataPerf

Program Name	DD	RT	RA	UA	UT
babelstream	499	0	499	0	0
bfs	18	10	9	0	0
hotspot	2	0	0	0	0
lud	0	0	0	0	0
minife	402	4	398	0	0
minifmm	3	0	0	0	0
nw	0	0	0	0	0
rsbench	0	1	0	0	0
tealeaf	4720	11	4706	0	0
xsbench	0	1	0	0	0
<i>Applications With Injected Synthetic Issues.</i>					
babelstream (syn)	499	0	499	0	0
hotspot (syn)	12	4	10	0	0
lud (syn)	1737	1243	747	250	252
minifmm (syn)	75	64	57	57	76
nw (syn)	8	0	4	1	3
tealeaf (syn)	17408	25614	4706	0	1
<i>Applications With Key Issues Fixed.</i>					
bfs (fix)	1	0	0	0	0
minife (fix)	3	0	0	0	0
rsbench (fix)	0	0	0	0	0
xsbench (fix)	0	0	0	0	0

for initialization reduction variables. Unfortunately, this is usually the fastest way to initialize reduction variables with current OpenMP features from our experiments. We could not determine a performant way to eliminate these issues in tealeaf. The issues detected in minife were fixable by extending the lifetime of intermediate variables use on the target device and result in a speedup of $1.07\times$ for the large problem size. Both rsbench and xsbench both had a single RT caused by a missing map clause for the input struct, which unnecessarily copied the input back from the GPU; we fixed these issues. For the benchmarks that were already well optimized, we injected artificial issues meant to mimic common inefficiencies (e.g., the issues we are trying to detect) that a programmer may stumble into around key kernels. Table 1 summarizes the number of issues of each category identified by OMPDataPerf in each application.

7.6 Accuracy of Predicted Optimization Potential

A key differentiator between OMPDataPerf and traditional GPU profilers, and a significant contribution of this work, is that OMPDataPerf can provide assessments of optimization potential, e.g. how much execution time and data management operations can be saved. Speedup predictions are calculated by subtracting, from the total execution time, the transfer or allocation time that could be eliminated through

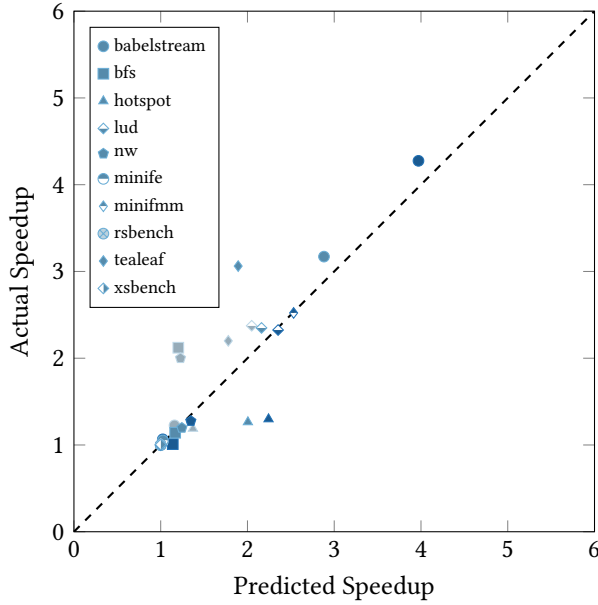


Figure 4. Predicted Speedup vs Actual Speedup. Color intensity indicates input size (light=Small, dark=Large). Points close to the dashed line indicate that OMPDataPerf accurately predicted the optimization potential of the program.

the removal of the identified excess or inefficient data transfers and allocations. To evaluate the accuracy of the optimization potential identified by OMPDataPerf, we compare the predicted speedup of the unoptimized programs to the actual speedup achieved by the optimized versions. Figure 4 plots the predicted speedup vs the actual speedup. We observe that OMPDataPerf estimates the optimization potential with an average relative error of 14 % and Mean Squared Error (MSE) of $0.17 \times$. These calculations exclude one outlier: for the large problem size of tealeaf, the observed speedup was $16 \times$, whereas OMPDataPerf predicted a speedup of $5.8 \times$. When calculating large speedups, small errors in predicted execution time can cause disproportionate errors in speedup despite the predicted time savings remaining relatively accurate and practically useful for programmers. Specifically, OMPDataPerf demonstrated 90 % accuracy in predicting the time savings for this case. We believe the accuracy of OMPDataPerf is sufficiently high to effectively guide programmers on whether or not to pursue the optimization opportunities it identified.

7.7 Comparison with Arbalest-Vec

Although Arbalest-Vec is a great tool for data correctness checking, we argue that complying with data correctness is not enough to write efficient code for heterogeneous computing. Therefore, we conduct a comparative study against Arbalest-Vec to show that OMPDataPerf can facilitate programmers to write efficient code.

Arbalest-Vec detects the following memory anomalies: *use of uninitialized memory (UUM)*, *use of stale data (USD)*, *use after free (UAF)*, and *buffer overflow (BO)*. Table 2 shows the five programs we chose from HeCBench and the reported issues from each tool. These programs were chosen because they contain kernels that are used in Computer Vision, Machine Learning, and Simulation. Here, N/A means that no issue was detected. We manually inspected and attempted to resolve the issues reported by each tool.

Table 3 shows the runtime of each program before and after fixing the identified issues. Here, OMPDP and AV refer to the measured runtime after fixing the issues reported by OMPDataPerf and Arbalest-Vec, respectively. N/A here means there was no report of issues, and FP means the detection was a False Positive, and hence no time is reported for either of the cases. Runtime was averaged over 10 trials.

Table 2. Issues Detected by OMPDataPerf and Arbalest-Vec

Program Name	OMPDataPerf	Arbalest-Vec
resize-omp	DD, RA	N/A
mandelbrot-omp	DD, RA, UA	UUM
accuracy-omp	DD, UA, UT	N/A
lif-omp	N/A	UUM
bspline-vgh-omp	DD, UA, UT	UUM

Table 3. Runtime Measurements Before and After Fixing the Identified Issues

Program Name	Before	OMPDP	AV
resize-omp	11.604 s	11.065 s	N/A
mandelbrot-omp	3.974 s	3.950 s	FP
accuracy-omp	11.644 s	11.640 s	N/A
lif-omp	10.802 s	N/A	FP
bspline-vgh-omp	6.736 s	5.899 s	FP

From Table 3, bspline-vgh sets up to be a motivating example of why correctness checking is not sufficient to write efficient code for heterogeneous computing. As seen in Listing 3, we removed duplicate data transfer from the original program based on OMPDataPerf’s suggestion. In the original program, the arrays were deterministically initialized via non-trivial multiplications of non-constant data, and they are updated at each iteration of the host-side for-loop. However, when these arrays get offloaded to the device, they are used as read-only. Thus, we fixed the redundant data movements by increasing the size of the arrays to record the initializations of each iteration, and copying the entire data just once to the device before the kernel executes. This resulted in a 14 % speedup in execution time, and a 99 % reduction in the number of calls to copy data

to the device. Although this comes at the expense of taking up approximately 169 KB more on the target device-side memory, modern GPUs can easily accommodate such extra data, and hence we claim that the modified code is more efficient. Arbalest-Vec, on the other hand, reported issues regarding UUMs, which we deemed to be false positives due to its conservative approach for correctness checking. Although we do not show the code for these programs due to space constraints, the reported variables were: `b[0]` and `spikes[0]` for `mandelbrot-omp` and `lif-omp`, respectively. For `bspline-vgh-omp`, it reported `walkers_vals[0]`, `walkers_grads[0]`, and `walkers_hess[0]`. All of these were write-only inside the kernel.

```

1 //before
2 #pragma omp target data map(alloc: a[0:4],b[0:4],c
   [0:4],da[0:4],db[0:4],dc[0:4],d2a[0:4],d2b[0:4],
   d2c[0:4]) ...{
3   for (i = 0 to WSIZE-1) { ...
4   //init. arrays a[0:4],b[0:4],...
5   #pragma omp target update to(a[0:4])
6   //update to target for remainig arrays
7   ...}
8 }
9 //after
10 //init. arrays a[0:4*WSIZE],b[0:4*WSIZE],...
11 #pragma omp target data map(from:... map(to:a[0:4*WSIZE
   ],b[0:4*WSIZE],c[0:4*WSIZE],da[0:4*WSIZE],db[0:4*
   WSIZE],dc[0:4*WSIZE],d2a[0:4*WSIZE],d2b[0:4*WSIZE
   ],d2c[0:4*WSIZE])){
12   for (i = 0 to WSIZE-1) {...
13   //No update to target. Access each element instead
14   ...}
15 }
```

Listing 3. `bspline-vgh-omp`

7.8 Scalability

OpenMP can offload work to several GPU targets, yet most widely-used benchmarks do not expose multi-GPU support. OMPDataPerf is capable of profiling programs that use multiple GPUs, but we did not evaluate this scenario because few multi-GPU OpenMP benchmarks have been published. For programs utilizing the asynchronous memory mapping features introduced in OpenMP 5.1 [72] or that perform offloading to multiple GPUs, the estimates of optimization potential produced by OMPDataPerf may be unreliable since individual kernel or memory transfers may not necessarily translate into a proportional reduction in the overall execution time. It should be noted that this limitation does not stem from the detection techniques employed in our approach but rather from the need to incorporate causal profiling methodologies [24] within OMPDataPerf which can be accomplished without the need for additional instrumentation or adjustment to the algorithms presented in Section 5. The evaluation of

causal profiling for this application remains an area for future research. *Causal profiling* [24] can measure optimization potential for serial, parallel, and asynchronous functions in a program without the need for instrumentation by performing timing experiments on blocks of code.

8 Related Work

Arbalest-Vec [85] is a state-of-the-art dynamic analysis tool that can detect data mapping correctness issues in heterogeneous OpenMP programs. It uses binary instrumentation in combination with the OMPT interface to achieve a high level of precision at the cost of performance, incurring an average slowdown of $3.5\times$ over native execution [85].

OMPDataPerf, in contrast, is a low-overhead performance profiling and analysis tool meant to guide programmer optimization efforts. The data mapping issues diagnosed by OMPDataPerf are problematic for the performance of an application and not necessarily correctness. For these reasons, we believe that OMPDataPerf complements Arbalest-Vec and we recommend that programmers use OMPDataPerf to guide their optimization efforts and Arbalest-Vec to check that they have not introduced any bugs.

In [81], Welton and Miller present the discovery of several performance issues in well-known heterogeneous scientific applications. Duplicate data transfers were found to be a performance issue in two of the applications they studied and were identified via a combination of source code review and manual instrumentation. Later, Welton and Miller produced a prototype tool, Diogenes [82], aimed at automating the identification of synchronization issues and duplicate data transfers in CUDA programs. Diogenes profiles applications over multiple runs and uses instrumentation that results in overhead between $8\times$ and $20\times$ [82], significantly higher than other performance tools.

There are many available performance tools for tracing and visualizing data transfers that can be helpful for programmers trying to find and track down data transfer performance issues in their codes. This includes tools like NVIDIA NSight System [68], HPCToolkit [1], SnooPie [43], and ComScribe [12]. Unlike these tools, OMPDataPerf can diagnose data mapping issues without user intervention and analysis; however, OMPDataPerf does not currently provide visualizations of detected issues.

DrGPUM [48] and ValueExpert [87], like OMPDataPerf, target GPU-memory inefficiencies but for CUDA programs instead of OpenMP programs. DrGPUM focuses on allocation-level problems, such as early allocation, late deallocation, and unused allocations, whereas ValueExpert targets performance issues arising from value patterns, notably redundant writes and ineffective memory updates. In contrast, OMPDataPerf performs a coarser-grained analysis that is specifically aware of OpenMP target directives. By tracking

the lifetime and content of mapped variables across successive target regions, OMPDataPerf can detect duplicate data transfers, round-trip transfers, and repeated device-allocation patterns; issues that would go undetected by both DrGPUM and ValueExpert. While ValueExpert's detection of redundant writes and ineffective updates is largely disjoint from OMPDataPerf's detection capabilities, OMPDataPerf and DrGPUM have some overlap in the types of redundant and unused memory allocation issues that may be detected. Moreover, the content-aware approach of OMPDataPerf incurs a low runtime overhead of 5 % slowdown, whereas the median slowdowns reported for DrGPUM and ValueExpert are $5.43\times$ and $7.81\times$, respectively, with worst-case penalties exceeding 20 to $70\times$. Additionally, both DrGPUM and ValueExpert rely on extensive instrumentation, with callbacks at every memory access. This heavy instrumentation has massive overhead and prevents the extraction of meaningful timing measurements. Our techniques are low-overhead, which is paramount for profiling since it allows preservation of accurate timing information and allows programmers to more intelligently dedicate optimization effort. We did not directly evaluate our tool against DrGPUM or ValueExpert, as they are designed for CUDA programs, whereas our tool is designed for OpenMP GPU programs. A meaningful comparison would require workloads implemented in both programming models and that exhibit identical GPU memory-transfer behaviors. While benchmark suites such as HeCBench provide dual CUDA/OpenMP variants, it is not guaranteed that equivalent data-movement bugs or performance-critical patterns exist in both variants, making a fair evaluation unfeasible without substantial additional engineering effort.

9 Conclusion

In this work, we propose and implement dynamic analysis techniques into OMPDataPerf, a tool for profiling and detecting inefficient data transfer patterns in heterogeneous OpenMP applications. OMPDataPerf was able to detect and accurately quantify the optimization potential of data mapping performance issues in prominent real-world applications, resulting in speedups up to $2.1\times$. Furthermore, this is accomplished with overhead averaging just 5 % with the worst overhead measured at 33 %. By automating the detection of inefficient data mapping patterns, our tool saves programmers significant time and effort, accelerating the development of heterogeneous applications.

Acknowledgments

This research was supported by the National Science Foundation under grant numbers 2426580 and 2211982. We would also like to thank the Research IT team² of Iowa State University for their support and for providing access to the HPC

Cluster, which were essential for conducting the experiments in this project.

References

- [1] L. Adhianto, S. Banerjee, M. Fagan, M. Krentel, G. Marin, J. Mellor-Crummey, and N. R. Tallent. 2010. HPCTOOLKIT: tools for performance analysis of optimized parallel programs <http://hpctoolkit.org>. *Concurr. Comput.: Pract. Exper.* 22, 6 (April 2010), 685–701.
- [2] Advanced Micro Devices 2022. *AOMP Release 14.0-1 – ROCm/aomp*. Advanced Micro Devices. https://github.com/ROCm/aomp/releases/tag/rel_14.0-1
- [3] Advanced Micro Devices 2022. *OpenMP Support in ROCm – ROCm 5.1.0 Documentation Home*. Advanced Micro Devices. <https://rocm.docs.amd.com/en/docs-5.1.0/reference/openmp/openmp.html#ompt-target-support>
- [4] Advanced Micro Devices 2023. *AOMP Release 17.0-3 – ROCm/aomp*. Advanced Micro Devices. https://github.com/ROCm/aomp/releases/tag/rel_17.0-3
- [5] Advanced Micro Devices 2023. *OpenMP Support in ROCm – ROCm 5.7.0 Documentation Home*. Advanced Micro Devices. <https://rocm.docs.amd.com/en/docs-5.7.0/reference/openmp/openmp.html#ompt-target-support>
- [6] Advanced Micro Devices 2024. *AOCC User Guide 4.2*. Advanced Micro Devices. <https://www.amd.com/content/dam/amd/en/documents/developer/version-4-2-documents/aocc/aocc-4.2-user-guide.pdf>
- [7] Advanced Micro Devices 2024. *AOCC User Guide 5.0*. Advanced Micro Devices. <https://docs.amd.com/r/en-US/57222-AOCC-user-guide/Introduction>
- [8] Advanced Micro Devices [n. d.]. *AMD Optimizing C/C++ and Fortran Compilers (AOCC)*. Advanced Micro Devices. <https://www.amd.com/en/developer/aocc.html>
- [9] Advanced Micro Devices [n. d.]. *AOMP*. Advanced Micro Devices. <https://github.com/ROCm/aomp>
- [10] Advanced Micro Devices [n. d.]. *ROCm Software*. Advanced Micro Devices. <https://www.amd.com/en/products/software/rocm.html>
- [11] Advanced Micro Devices [n. d.]. *ROCProfiler*. Advanced Micro Devices. <https://rocm.docs.amd.com/projects/rocp profiler/en/latest/>
- [12] Palwisha Akhtar, Erhan Tezcan, Fareed Mohammad Qararyah, and Didem Unat. 2020. ComScribe: Identifying Intra-node GPU Communication. In *Benchmarking, Measuring, and Optimizing: Third Bench-Council International Symposium, Bench 2020, Virtual Event, November 15–16, 2020, Revised Selected Papers*. Springer-Verlag, Berlin, Heidelberg, 157–174. https://doi.org/10.1007/978-3-030-71058-3_10
- [13] Arm 2024. *Arm C/C++ Compiler Developer and Reference Guide 24.04 – Standards support*. Arm. <https://developer.arm.com/documentation/101458/2404/Standards-support>
- [14] Arm 2024. *Arm Fortran Compiler Developer and Reference Guide 24.04 – Standards support*. Arm. <https://developer.arm.com/documentation/101380/2404/Standards-support>
- [15] Arm [n. d.]. *Arm Compiler for Linux*. Arm. <https://developer.arm.com/Tools%20and%20Software/Arm%20Compiler%20for%20Linux>
- [16] Patrick Atkinson and Simon McIntosh-Smith. 2017. On the Performance of Parallel Tasking Runtimes for an Irregular Fast Multipole Method Application. In *Scaling OpenMP for Exascale Performance and Portability*, Bronis R. de Supinski, Stephen L. Olivier, Christian Terboven, Barbara M. Chapman, and Matthias S. Müller (Eds.). Springer International Publishing, Cham, 92–106. https://doi.org/10.1007/978-3-319-65578-9_7
- [17] Simone Atzeni, Ganesh Gopalakrishnan, Zvonimir Rakamaric, Dong H. Ahn, Ignacio Laguna, Martin Schulz, Gregory L. Lee, Joachim Protze, and Matthias S. Müller. 2016. ARCHER: Effectively Spotting Data Races in Large OpenMP Applications. In *2016 IEEE International Parallel and Distributed Processing Symposium (IPDPS)*. 53–62. <https://doi.org/10.1>

²<https://researchit.las.iastate.edu/>

- 109/IPDPS.2016.68
- [18] Prithayan Barua, Jun Shirako, Whitney Tsang, Jeeva Paudel, Wang Chen, and Vivek Sarkar. 2019. OMPSan: Static Verification of OpenMP's Data Mapping Constructs. In *OpenMP: Conquering the Full Hardware Spectrum*, Xing Fan, Bronis R. de Supinski, Oliver Sinnen, and Nasser Giacaman (Eds.). Springer International Publishing, Cham, 3–18. https://doi.org/10.1007/978-3-030-28596-8_1
 - [19] Prithayan Barua, Jisheng Zhao, and Vivek Sarkar. 2020. OmpMemOpt: Optimized Memory Movement for Heterogeneous Computing. In *Euro-Par 2020: Parallel Processing*, Maciej Malawski and Krzysztof Rzadca (Eds.). Springer International Publishing, Cham, 200–216. <https://doi.org/10.1145/3533855>
 - [20] Nicolas De Carli. [n. d.]. *rapidhash*. <https://github.com/Nicoshev/rapidhash>
 - [21] Shuai Che, Michael Boyer, Jiayuan Meng, David Tarjan, Jeremy W. Sheaffer, Sang-Ha Lee, and Kevin Skadron. 2009. Rodinia: A benchmark suite for heterogeneous computing. In *2009 IEEE International Symposium on Workload Characterization (IISWC)*. 44–54. <https://doi.org/10.1109/IISWC.2009.5306797>
 - [22] Yann Collet. [n. d.]. *xxHash*. <https://github.com/Cyan4973/xxHash>
 - [23] Paul Stewart Crozier, Heidi K Thornquist, Robert W Numrich, Alan B Williams, Harold Carter Edwards, Eric Richard Keiter, Mahesh Rajan, James M Willenbring, Douglas W Doerfler, and Michael Allen Heroux. 2009. *Improving performance via mini-applications*. Technical Report. Sandia National Laboratories. <https://doi.org/10.2172/993908>
 - [24] Charlie Curtsinger and Emery D. Berger. 2015. Coz: finding code that counts with causal profiling. In *Proceedings of the 25th Symposium on Operating Systems Principles (Monterey, California) (SOSP '15)*. Association for Computing Machinery, New York, NY, USA, 184–197. <https://doi.org/10.1145/2815400.2815409>
 - [25] Tom Deakin, James Price, Matt Martineau, and Simon McIntosh-Smith. 2018. Evaluating attainable memory bandwidth of parallel programming models via BabelStream. *International Journal of Computational Science and Engineering* 17, 3 (2018), 247–262. <https://doi.org/10.1504/IJCSE.2018.095847>
 - [26] Erik W. Draeger, Xavier Andrade, John A. Gunnels, Abhinav Bhatele, André Schleife, and Alfredo A. Correa. 2017. Massively parallel first-principles simulation of electron dynamics in materials. *J. Parallel and Distrib. Comput.* 106 (2017), 205–214. <https://doi.org/10.1016/j.jpdc.2017.02.005>
 - [27] Alexandre Eichenberger, John Mellor-Crummey, Martin Schulz, Nawal Copt, John DelSignore, Robert Dietrich, Xu Liu, Eugene Loh, and Daniel Lorenz. 2013. *OMPT and OMPD: OpenMP Tools Application Programming Interfaces for Performance Analysis and Debugging*. Technical Report. OpenMP Architecture Review Board. <https://www.openmp.org/wp-content/uploads/ompt-tr.pdf>
 - [28] Alexandre Eichenberger, John Mellor-Crummey, Martin Schulz, Nawal Copt, John DelSignore, Robert Dietrich, Xu Liu, Eugene Loh, and Daniel Lorenz. 2014. *OpenMP Technical Report 2 on the OMPT Interface*. Technical Report. OpenMP Architecture Review Board. <https://www.openmp.org/wp-content/uploads/ompt-tr2.pdf>
 - [29] Alexandre E. Eichenberger, John Mellor-Crummey, Martin Schulz, Michael Wong, Nawal Copt, Robert Dietrich, Xu Liu, Eugene Loh, and Daniel Lorenz. 2013. OMPT: An OpenMP Tools Application Programming Interface for Performance Analysis. In *OpenMP in the Era of Low Power Devices and Accelerators*, Alistair P. Rendell, Barbara M. Chapman, and Matthias S. Müller (Eds.). Springer Berlin Heidelberg, Berlin, Heidelberg, 171–185. https://doi.org/10.1007/978-3-642-40698-0_13
 - [30] Wael Elwasif. 2023. Experimental Characterization of OpenMP Offloading Memory Operations and Unified Shared Memory Support. In *OpenMP: Advanced Task-Based, Device and Compiler Programming*, Simon McIntosh-Smith, Michael Klemm, Bronis R. de Supinski, Tom Deakin, and Jannis Klínenberg (Eds.). Springer Nature Switzerland, Cham, 210–225. https://doi.org/10.1007/978-3-031-40744-4_14
 - [31] Free Software Foundation 2024. *GNU libgomp 14.2 – OpenMP Implementation Status*. Free Software Foundation. <https://gcc.gnu.org/onlinedocs/gcc-14.2.0/libgomp/OpenMP-Implementation-Status.html>
 - [32] Free Software Foundation [n. d.]. *GCC, the GNU Compiler Collection*. Free Software Foundation. <https://gcc.gnu.org/>
 - [33] Google [n. d.]. *CityHash*. Google. <https://github.com/google/cityhash>
 - [34] Google [n. d.]. *FarmHash*. Google. <https://github.com/google/farmhash>
 - [35] Hengliang Guo, Long Zhang, Yi Zhang, Jianan Li, Xiaoyue Xu, Lu Liu, Kuangsheng Cai, Dan Wu, Shuxin Yang, Lingbo Kong, and Xu Gao. 2023. OpenMP offloading data transfer optimization for DCUs. *The Journal of Supercomputing* (2 Aug. 2023). <https://doi.org/10.1007/s11227-023-05422-w>
 - [36] F. Gygi. 2008. Architecture of Qbox: A scalable first-principles molecular dynamics code. *IBM Journal of Research and Development* 52, 1.2 (2008), 137–144. <https://doi.org/10.1147/rd.521.0137>
 - [37] Hewlett Packard Enterprise [n. d.]. *Cray Compiler Environment – HPE Cray Programming Environment documentation*. Hewlett Packard Enterprise. <https://cpe.ext.hpe.com/docs/latest/cce/index.html>
 - [38] Hewlett Packard Enterprise [n. d.]. *Software Enhancements | Cray Compiling Environment Release Overview 11.0 (S-5212)*. Hewlett Packard Enterprise. https://support.hpe.com/hpsc/public/docDisplay?docId=a00114871en_us&page=Software_Enhancements.html
 - [39] Intel [n. d.]. *Intel Advisor*. Intel. <https://www.intel.com/content/www/us/en/developer/tools/oneapi/advisor.html>
 - [40] Intel [n. d.]. *Intel oneAPI DPC++/C++ Compiler Release Notes*. Intel. <https://www.intel.com/content/www/us/en/developer/articles/release-notes/intel-oneapi-dpc-c-c-compiler-release-notes.html>
 - [41] Intel [n. d.]. *Intel VTune Profiler*. Intel. <https://www.intel.com/content/www/us/en/developer/tools/oneapi/vtune-profiler.html>
 - [42] Intel [n. d.]. *OpenMP Features and Extensions Supported in Intel oneAPI DPC++/C++ Compiler*. Intel. <https://www.intel.com/content/www/us/en/developer/articles/technical/openmp-features-and-extensions-supported-in-icx.html>
 - [43] Mohammad Kefah Taha Issa, Muhammad Aditya Sasongko, Ilyas Turimbetov, Javid Baydamirli, Doğan Sağbılı, and Didem Unat. 2024. SnooPie: A Multi-GPU Communication Profiler and Visualizer. In *Proceedings of the 38th ACM International Conference on Supercomputing (Kyoto, Japan) (ICS '24)*. Association for Computing Machinery, New York, NY, USA, 525–536. <https://doi.org/10.1145/3650200.3656597>
 - [44] Wayne Joubert, Rick Archibald, Mark Berrill, W. Michael Brown, Markus Eisenbach, Ray Grout, Jeff Larkin, John Levesque, Bronson Messer, Matt Norman, Bobby Philip, Ramanan Sankaran, Arnold Tharrington, and John Turner. 2015. Accelerated application development: The ORNL Titan experience. *Computers & Electrical Engineering* 46 (2015), 123–138. <https://doi.org/10.1016/j.compeleceng.2015.04.008>
 - [45] Tal Kadosh, Niranjana Hasabnis, Timothy Mattson, Yuval Pinter, and Gal Oren. 2023. Quantifying OpenMP: Statistical Insights into Usage and Adoption. In *2023 IEEE High Performance Extreme Computing Conference (HPEC)*. 1–7. <https://doi.org/10.1109/HPEC58863.2023.10363459>
 - [46] I Karlin, J Keasler, and J R Neely. 2013. *LULESH 2.0 Updates and Changes*. Technical Report. Lawrence Livermore National Lab. <https://doi.org/10.2172/1090032>
 - [47] Chris Lattner and Vikram Adve. 2004. LLVM: A Compilation Framework for Lifelong Program Analysis & Transformation. In *Proceedings of the International Symposium on Code Generation and Optimization: Feedback-Directed and Runtime Optimization* (Palo Alto, California) (CGO '04). IEEE Computer Society, USA, 75. <https://dl.acm.org/doi/10.5555/977395.977673>
 - [48] Mao Lin, Keren Zhou, and Pengfei Su. 2023. DrGPUM: Guiding Memory Optimization for GPU-Accelerated Applications. In *Proceedings of the 28th ACM International Conference on Architectural Support for Programming Languages and Operating Systems, Volume 3* (Vancouver, BC,

- Canada) (ASPLOS 2023). Association for Computing Machinery, New York, NY, USA, 164–178. <https://doi.org/10.1145/3582016.3582044>
- [49] Paul Lin, Michael Heroux, Richard Barrett, and Alan Williams. 2015. Assessing a Mini-application as a Performance Proxy for a Finite Element Method Engineering Application. *Concurrency and Computation: Practice and Experience* (08 2015). <https://doi.org/10.1002/cpe.3587>
- [50] LLVM 2018. *Clang 6.0.0 documentation – OpenMP Support*. LLVM. <https://releases.llvm.org/6.0.0/tools/clang/docs/OpenMPSupport.html>
- [51] LLVM 2023. *Clang 17.0.1 documentation – OpenMP Support*. LLVM. <https://releases.llvm.org/17.0.1/tools/clang/docs/OpenMPSupport.html>
- [52] LLVM 2024. *Clang 18.1.0 documentation – OpenMP Support*. LLVM. <https://releases.llvm.org/18.1.0/tools/clang/docs/OpenMPSupport.html>
- [53] LLVM 2024. *Clang 19.1.0 documentation – OpenMP Support*. LLVM. <https://releases.llvm.org/19.1.0/tools/clang/docs/OpenMPSupport.html>
- [54] LLVM [n. d.]. *Clang: a C language family frontend for LLVM*. LLVM. <https://clang.llvm.org/>
- [55] LLVM [n. d.]. *The Flang Compiler*. LLVM. <https://flang.llvm.org/>
- [56] LLVM [n. d.]. *The LLVM Compiler Infrastructure*. LLVM. <https://llvm.org/>
- [57] Allen D. Malony and Sameer S. Shende. 2004. Overhead Compensation in Performance Profiling. In *Euro-Par 2004 Parallel Processing*, Marco Danelutto, Marco Vanneschi, and Domenico Laforenza (Eds.). Springer Berlin Heidelberg, Berlin, Heidelberg, 119–132. https://doi.org/10.1007/978-3-540-27866-5_16
- [58] Mantevo Organization [n. d.]. *Mantevo Project*. Mantevo Organization. <http://software.sandia.gov/mantevo/>
- [59] Luke Marzen, Akash Dutta, and Ali Jannesari. 2024. Static Generation of Efficient OpenMP Offload Data Mappings. In *Proceedings of the International Conference for High Performance Computing, Networking, Storage, and Analysis* (Atlanta, GA, USA) (SC '24). IEEE Press, Article 35, 15 pages. <https://doi.org/10.1109/SC41406.2024.00041>
- [60] Simon McIntosh-Smith, Michael Klemm, Xinmin Tian, Graham Lopez, Zach Tschirhart, Johannes Doerfert, Seungwon Lee, Bronis de Supinski, Stephen Olivier, Tom Scogland, Christian Terboven, and Dhruva Chakrabarti. 2023. OpenMP API Version 6.0 - What to Expect. <https://www.openmp.org/wp-content/uploads/2023-11-15-OpenMP-SC23-BOF.pdf> Birds of a Feather, SC23.
- [61] Simon McIntosh-Smith, Matthew Martineau, Tom Deakin, Grzegorz Pawelczak, Wayne Gaudin, Paul Garrett, Wei Liu, Richard Smedley-Stevenson, and David Beckingsale. 2017. TeaLeaf: A Mini-Application to Enable Design-Space Explorations for Iterative Sparse Linear Solvers. In *2017 IEEE International Conference on Cluster Computing (CLUSTER)*. 842–849. <https://doi.org/10.1109/CLUSTER.2017.105>
- [62] Alok Mishra, Lingda Li, Martin Kong, Hal Finkel, and Barbara Chapman. 2017. Benchmarking and Evaluating Unified Memory for OpenMP GPU Offloading. In *Proceedings of the Fourth Workshop on the LLVM Compiler Infrastructure in HPC* (Denver, CO, USA) (LLVM-HPC'17). Association for Computing Machinery, New York, NY, USA, Article 6, 10 pages. <https://doi.org/10.1145/3148173.3148184>
- [63] Alok Mishra, Abid M. Malik, and Barbara Chapman. 2020. Data Transfer and Reuse Analysis Tool for GPU-Offloading Using OpenMP. In *OpenMP: Portable Multi-Level Parallelism on Modern Systems*, Kent Milfeld, Bronis R. de Supinski, Lars Koesterke, and Jannis Klinkenberg (Eds.). Springer International Publishing, Cham, 280–294. https://doi.org/10.1007/978-3-030-58144-2_18
- [64] Casey Muratori. [n. d.]. *MeowHash*. https://github.com/cmuratori/meow_hash
- [65] NVIDIA 2024. *NVIDIA HPC Compilers User's Guide Version 24.9*. NVIDIA. <https://docs.nvidia.com/hpc-sdk/archive/24.9/compilers/hpc-compilers-user-guide/index.html#openmp-subset>
- [66] NVIDIA 2024. *NVIDIA HPC SDK RELEASE NOTES RN-09976-001-V22.7*. NVIDIA. <https://docs.nvidia.com/hpc-sdk/archive/22.7/pdf/hpc-sdk227rn.pdf>
- [67] NVIDIA [n. d.]. *NVIDIA HPC SDK*. NVIDIA. <https://developer.nvidia.com/hpc-sdk>
- [68] NVIDIA [n. d.]. *NVIDIA Nsight Systems*. NVIDIA. <https://developer.nvidia.com/nsight-systems>
- [69] OpenMP Architecture Review Board 2013. *OpenMP API 4.0 Specification*. OpenMP Architecture Review Board. <https://www.openmp.org/wp-content/uploads/OpenMP4.0.0.pdf>
- [70] OpenMP Architecture Review Board 2015. *OpenMP API 4.5 Specification*. OpenMP Architecture Review Board. <https://www.openmp.org/wp-content/uploads/openmp-4.5.pdf>
- [71] OpenMP Architecture Review Board 2018. *OpenMP API 5.0 Specification*. OpenMP Architecture Review Board. <https://www.openmp.org/wp-content/uploads/OpenMP-API-Specification-5.0.pdf>
- [72] OpenMP Architecture Review Board 2020. *OpenMP API 5.1 Specification*. OpenMP Architecture Review Board. <https://www.openmp.org/wp-content/uploads/OpenMP-API-Specification-5-1.pdf>
- [73] OpenMP Architecture Review Board 2021. *OpenMP API 5.2 Specification*. OpenMP Architecture Review Board. <https://www.openmp.org/wp-content/uploads/OpenMP-API-Specification-5-2.pdf>
- [74] OpenMP Architecture Review Board 2024. *OpenMP API 6.0 Specification*. OpenMP Architecture Review Board. <https://www.openmp.org/wp-content/uploads/OpenMP-API-Specification-6-0.pdf>
- [75] Positive Technologies [n. d.]. *t1ha*. Positive Technologies. <https://github.com/erthink/t1ha>
- [76] Jakob Schäffeler, Bengisu Elis, Amir Raoofy, Josef Weidendorfer, and Martin Schulz. 2025. POSTER: Performance Comparison of GPU Programming Models Using HeCBench Benchmarks. In *Proceedings of the 22nd ACM International Conference on Computing Frontiers (CF '25)*. Association for Computing Machinery, New York, NY, USA, 226–227. <https://doi.org/10.1145/3719276.3727956>
- [77] Standard Performance Evaluation Corporation [n. d.]. *SPEC HPC 2021 Documentation Index*. Standard Performance Evaluation Corporation. <https://www.spec.org/hpc2021/Docs/>
- [78] John R. Tramm, Andrew R. Siegel, Benoit Forget, and Colin Josey. 2014. Performance Analysis of a Reduced Data Movement Algorithm for Neutron Cross Section Data in Monte Carlo Simulations. In *EASC 2014 - Solving Software Challenges for Exascale*. Stockholm. https://doi.org/10.1007/978-3-319-15976-8_3
- [79] John R. Tramm, Andrew R. Siegel, Tanzima Islam, and Martin Schulz. 2014. XSBench - The Development and Verification of a Performance Abstraction for Monte Carlo Reactor Analysis. In *PHYSOR 2014 - The Role of Reactor Physics toward a Sustainable Future*. Kyoto. <https://www.mcs.anl.gov/papers/P5064-0114.pdf>
- [80] University of Bristol High Performance Computing group [n. d.]. *TeaLeaf*. University of Bristol High Performance Computing group. <https://github.com/UoB-HPC/TeaLeaf>
- [81] Benjamin Welton and Barton Miller. 2018. Exposing Hidden Performance Opportunities in High Performance GPU Applications. In *2018 18th IEEE/ACM International Symposium on Cluster, Cloud and Grid Computing (CCGRID)*. 301–310. <https://doi.org/10.1109/CCGRID.2018.00045>
- [82] Benjamin Welton and Barton P. Miller. 2019. Diogenes: looking for an honest CPU/GPU performance measurement tool. In *Proceedings of the International Conference for High Performance Computing, Networking, Storage and Analysis* (Denver, Colorado) (SC '19). Association for Computing Machinery, New York, NY, USA, Article 21, 20 pages. <https://doi.org/10.1145/3295500.3356213>
- [83] Frank J. T. Wojcik. [n. d.]. *SMHasher3*. <https://gitlab.com/fwojck/smhasher3>
- [84] Wanh Yi. [n. d.]. *wyhash*. <https://github.com/wangyi-fudan/wyhash>

- [85] Lechen Yu, Feiyang Jin, Joachim Jenke, and Vivek Sarkar. 2024. Facilitating Bug Detection for OpenMP Offloading Applications. In *SC24-W: Workshops of the International Conference for High Performance Computing, Networking, Storage and Analysis*. IEEE, 189–195.
- [86] Lechen Yu, Joachim Protze, Oscar Hernandez, and Vivek Sarkar. 2021. ARBALEST: Dynamic Detection of Data Mapping Issues in Heterogeneous OpenMP Applications. In *2021 IEEE International Parallel and Distributed Processing Symposium (IPDPS)*. 464–474. <https://doi.org/10.1109/IPDPS49936.2021.00055>
- [87] Keren Zhou, Yueming Hao, John Mellor-Crummey, Xiaozhu Meng, and Xu Liu. 2022. ValueExpert: exploring value patterns in GPU-accelerated applications. In *Proceedings of the 27th ACM International Conference on Architectural Support for Programming Languages and Operating Systems (Lausanne, Switzerland) (ASPLOS '22)*. Association for Computing Machinery, New York, NY, USA, 171–185. <https://doi.org/10.1145/3503222.3507708>

A Artifact Appendix

A.1 Abstract

This artifact provides the source code and benchmark applications for OMPDataPerf, a portable, low-overhead performance analysis tool for detecting, profiling, and attributing inefficient data-mapping patterns in OpenMP programs. The artifact includes the implementation of Algorithms 1 through 5, allowing users to exercise and evaluate the tool's dynamic analysis capabilities on the provided benchmarks and their own applications. The artifact is open-source and available at <https://zenodo.org/records/18102356> and <https://github.com/lmarzen/ompdataperf>.

A.2 Artifact check-list (meta-information)

- **Program:** ompdataparf
- **Compilation:** Clang ≥ 19.1 (w/ OpenMP offloading support)
- **Run-time environment:** Linux with OpenMP 5.1 support, GPU toolchain (e.g. CUDA, ROCm)
- **Hardware:** x86_64 CPU, AMD or NVIDIA GPU.
- **Output:** Human-readable tables.
- **Experiments:** babelstream, bfs, hotspot, lud, minife, minifmm, nw, rsbench, tealeaf, xsbench, and custom synthetic benchmarks.
- **How much disk space required (approximately)?:** 2 GB
- **How much time is needed to prepare workflow (approximately)?:** 15 minutes.
- **How much time is needed to complete experiments (approximately)?:** 30 minutes.
- **Publicly available?:** Yes
- **Code licenses (if publicly available)?:** GNU GPL-3.0

A.3 Description

A.3.1 How to access. The artifact is archived on Zenodo. Alternatively, it may be obtained via the public git repository.

```
$ wget "https://zenodo.org/records/18102356/files/
  ompdataparf-0.1.0+submodules.tar.gz"
$ tar -xzf ompdataparf-0.1.0+submodules.tar.gz
$ cd ompdataparf
or
$ git clone https://github.com/lmarzen/ompdataperf
  .git v0.1.0
$ cd ompdataparf
$ git submodule update --init
```

A.3.2 Hardware dependencies.

- x86_64 CPU
- An OpenMP-capable GPU (AMD or NVIDIA)
- At least 2 GB of free RAM and 2 GB of free disk space for code and/or the container image.

A.3.3 Software dependencies.

1. Clang ≥ 19.1 (w/ OpenMP offloading support)
2. elfutils (libdw) ≥ 0.189
3. CMake ≥ 3.12

4. Python 3
5. GPU toolchain(s):
 - NVIDIA: CUDA toolkit
 - AMD: ROCm device libraries

The provided Docker containers can (optionally) be used to simplify environment setup; see Section A.4.1 for setup instructions.

A.3.4 Data sets. The Rodinia 3.1 datasets are used as input to some benchmarks. They are not included in the artifact and should be downloaded separately.

```
$ bash eval/download_dataset.sh
```

A.4 Installation

A.4.1 Docker (optional). OMPDataPerf supports two Dockerfiles, one for NVIDIA CUDA and the other for AMD ROCm. Reviewers should select the docker container corresponding to the GPU available on their system.

NVIDIA GPUs:

To get GPU support for NVIDIA GPUs working in a docker container you may require additional setup on your host system:

```
$ sudo apt-get install -y nvidia-container-toolkit
$ sudo nvidia-ctk runtime configure --runtime=
  docker
$ sudo systemctl restart docker
```

To run the container for Nvidia GPUs:

```
$ cd docker/cuda-docker-image
$ docker build -t ompdataparf:latest .
$ docker run --rm -it --gpus all ompdataparf:
  latest bash
```

AMD GPUs:

To run the container for AMD GPUs:

```
$ cd docker/rocm-docker-image
$ docker build -t ompdataparf:latest .
$ docker run --rm -it --device=/dev/kfd --device=/
  dev/dri --group-add video ompdataparf:latest
  bash
```

After the docker environment is setup, proceed to Section A.4.2 to build OMPDataPerf.

A.4.2 Compiling OMPDataPerf. Once your environment is prepared, you should download and extract the artifact, see Section A.3.1. Then run the build.sh bash script to invoke CMake and compile OMPDataPerf.

```
$ bash build.sh
```

A.5 Experiment workflow

This section walks through the steps necessary to analyze the benchmark applications used in the evaluations in Section 7 using OMPDataPerf.

A.5.1 Data sets. See Section A.3.4, for instructions on how to download the Rodinia data sets used as input to some benchmarks.

A.5.2 Build Evaluation Programs. The build scripts for the included benchmarks were intended for use on a machine with an Nvidia GPU, if you have an AMD GPU you'll need to replace the `-fopenmp-targets=nvptx` flag. This can be quickly done with the following command. (for AMD GPUs only):

```
$ find . -type f -exec sed -i 's/nvptx64-nvidia-cuda/amdgcn-amd-amdhsa/g; s/nvptx64/amdgcn-amd-amdhsa/g' {} +
```

Compile the benchmarks used for evaluation:

```
$ cd eval
$ make
```

A.5.3 Usage.

Usage: `ompdataperf` [options] [program] [program arguments]

Options:

```
-h, --help          Show this help message
-q, --quiet         Suppress warnings
-v, --verbose       Enable verbose output
--version           Print the version of ompdataperf
```

Profile hotspot with OMPDataPerf:

```
$ ../build/ompdataperf ./src/hotspot/
hotspot_offload 64 64 2 4 data/hotspot/temp_64
data/hotspot/power_64 output.out
```

A.6 Evaluation and expected results

Running the command in Section A.5.3 should produce output similar to the excerpt below. Minor timing variations are expected.

```
info: OpenMP OMPT interface version TR4 5.0 preview 1
info: OpenMP runtime LLVM OMP version: 5.0.20140926
warning: OMPDataPerf requires OMPT interface version 5.1 (or later
), but found version TR4 5.0 preview 1. Some features may be
degraded.
Start computing the transient temperature
Ending simulation
Total time: 0.010089 seconds

=== OpenMP Duplicate Target Data Transfer Analysis ===
time(%)
0.11%
0.11%

=== OpenMP Round-Trip Target Data Transfer Analysis ===
...
```

A.7 Experiment customization

This artifact is *reusable* and we encourage its use to analyze programs beyond the applications used in our evaluation. The experiments can be further customized by using alternative hardware and compilers. OMPDataPerf is hardware- and compiler-agnostic and is functional so long as the environment has an OpenMP 5.1 compliant runtime that supports GPU offloading to the hardware.

A.7.1 Demonstration of Reusability. HeCBench is a repository that provides a collection of heterogeneous computing benchmarks, most of which were not used in our evaluation.

```
$ git clone https://github.com/zjin-lcf/HeCBench.git
```

`accuracy` is a simple benchmark in HeCBench that you can use for the purpose of validating that this artifact is reusable. Of course, you can choose any OpenMP GPU program of your choosing.

```
$ cd HeCBench/src/accuracy-omp
$ make -f Makefile.aomp # for AMD GPUs
$ make -f Makefile.nvc # for NVIDIA GPUs
```

Analyze with OMPDataPerf.

```
$ ./path/to/build/ompdataperf ./main 8192 10000 10
100
```

A.8 Methodology

Submission, reviewing and badging methodology:

- <https://www.acm.org/publications/policies/artifact-review-and-badging-current>
- <https://cTuning.org/ae>

B Hash

B.1 Hash Selection

Selecting a high-quality and performant hash function for this use-case is important else users might encounter confusing false positives or experience significant runtime overhead. We evaluated 19 non-cryptographic hashes to identify the most performant hashes of sufficient quality in this application. The hashes we evaluated were selected from 6 hash function families that passed most or all of the quality tests in the SMHasher3 suite [83]. CityHash [33] and its successor FarmHash [34] are hash functions developed by Google for x86 32 and 64-bit CPUs. MeowHash [64] is optimized for hashing long strings on x86 64-bit CPUs with hardware AES acceleration. rapidhash [20] is the official successor to wyhash [84], the default hashing algorithm in the Go and Zig languages, optimized for AMD64 and AArch64 CPUs. t1ha [75] was written for x86 64-bit CPUs and uses SIMD-friendly algorithms. xxHash [22] is very portable and is optimized for 32 and 64-bit CPUs, and its newer XXH3 hashes support SIMD.

To enable the evaluation of hash quality for this use case, we added an optional feature to OMPDataPerf that stores copies of all transferred data and checks for hash collisions. While this feature incurs moderate runtime overhead and extremely high memory overhead, it allows comprehensive collision detection when enabled. Due to the extreme overhead, this option is disabled by default but, when used, allows us to check for collisions. Across all benchmarks and problem sizes, we observed 0 collisions for all evaluated hash functions.

To evaluate the performance of the selected hash functions under real-world conditions, we instrumented OMPDataPerf with a timer to measure the effective hash rate. We found that `t1ha0_avx2` has the fastest average hash rate (32 GB/s)

Table 4. Hash Rate in GB/s for Medium Problem Sizes

Program Name	CityHash32	CityHash64	CityHash128	CityHashCrc128	FarmHash32	FarmHash64	FarmHash128	MeowHash	rapidhash	t1ha0_avx	t1ha0_avx2	t1ha0_noavx	t1ha0_32le	t1ha1_le	t1ha2_atonce	XXH32	XXH64	XXH3_64bits	XXH3_128bits
babelstream	4.5	15.0	15.6	17.8	23.8	23.8	15.7	28.3	22.4	26.9	28.9	27.2	8.4	15.7	15.6	6.9	9.9	27.8	26.1
bfs	4.3	14.5	14.9	17.0	26.4	26.2	15.0	37.1	22.7	28.7	48.0	29.0	8.3	15.3	15.4	6.8	9.9	41.1	40.2
hotspot	3.7	11.7	12.8	14.2	21.2	20.8	12.6	27.4	18.0	23.6	32.2	23.5	6.9	12.5	13.1	6.2	8.8	29.0	29.7
lud	4.5	15.2	15.8	18.2	24.3	24.4	15.9	33.4	23.1	28.1	30.4	27.4	8.5	15.9	15.8	7.0	10.0	28.2	27.8
minife	4.2	14.1	14.6	17.4	23.6	23.6	14.5	31.5	22.5	27.9	29.2	27.4	7.8	14.4	14.1	6.2	9.4	27.1	26.6
minifmm	3.6	11.7	11.6	14.2	15.8	16.5	11.6	33.5	21.2	25.8	40.1	25.4	7.0	11.9	12.1	5.4	8.2	25.7	25.1
nw	4.5	14.9	15.5	17.8	24.4	24.2	15.5	32.6	22.0	27.3	34.8	26.8	8.5	15.6	15.6	7.0	10.0	31.3	30.7
rsbench	4.5	14.7	15.4	17.0	21.8	21.8	15.4	26.8	20.1	23.7	28.8	23.8	8.6	15.4	15.1	7.0	10.1	26.1	25.5
tealeaf	3.5	9.5	8.5	9.1	11.8	12.2	8.0	13.5	11.6	13.2	16.9	14.1	6.0	9.6	9.3	4.9	6.6	16.0	15.3
xsbench	4.5	15.1	15.8	18.3	24.2	24.2	15.8	32.5	23.2	28.9	30.7	28.5	8.4	15.9	15.6	6.9	9.9	27.9	27.6
AVERAGE	4.2	13.6	14.0	16.1	21.7	21.8	14.0	29.6	20.7	25.4	32.0	25.3	7.8	14.2	14.2	6.4	9.3	28.0	27.5

for medium and large problem sizes, while MeowHash had the fastest average hash rate (25 GB/s) for small problem sizes. Table 4 shows the effective hash rate of the data transferred for each hash function in GB/s for each benchmark with medium problem size. We selected t1ha0_avx2 to be the default hash function for OMPDataPerf since it consistently performed well across all problem sizes with an average finishing position of 1.3.

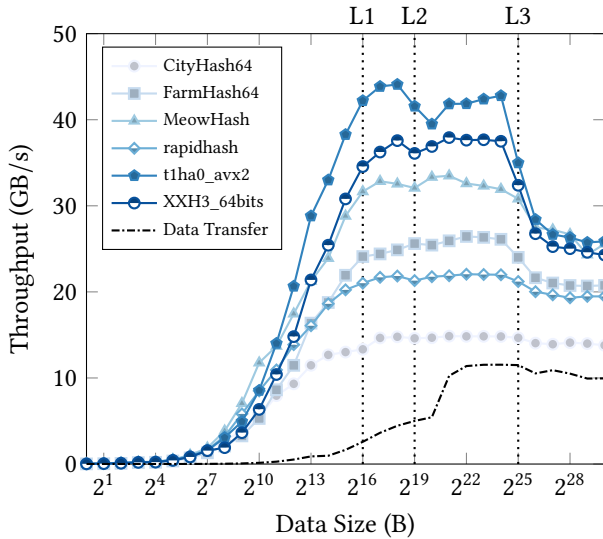


Figure 5. Average sequential throughput vs data size. (higher is better)

Figure 5 compares the effective hash rate of the top-performing hash functions from each hash family as a function of data size. These results were obtained using a synthetic memory transfer torture test we developed for this

purpose. The fastest non-cryptographic hash functions are faster than sequential reads from main memory. As a consequence of this, we observe a significant decrease in hash rate when the size of contiguous data exceeds the capacity of the 32 MiB L3 cache shared among the cores in each Core Complex (CCX) of the AMD EPYC 7543 processor. We also plotted the throughput of host/device data transfers, which reaffirms that data transfers have higher startup costs and require substantially larger data volumes to achieve peak throughput. The top-performing hash functions demonstrated higher effective throughput than host/device data transfers for a single sequential data stream. This is encouraging since the hashing operation is the most computationally expensive runtime operation we rely on to implement the detection methods we presented. Small data volumes, 64 B or less (e.g., primitives and structs), can be hashed 100 to 200 \times faster than they can be transferred. Once the data size exceeds the L3 cache and the hash rate decreases, hashing is still 2.4 to 3.0 \times the rate of data transfers, fast enough that the runtime impact should remain manageable.

C Benchmark Inputs

Table 5 shows the inputs used for the benchmarks used in Sections 7.3 through 7.6. The inputs used for Section 7.7 were the default inputs in the Makefile of each subdirectory in the HeCBench [76].

D OMPT Compiler and Runtime Support

The *OpenMP Tools Interface* (OMPT) and its subsequent extension with the *External Monitoring Interface* (EMI) callbacks

Table 5. Programs and Inputs Used for Evaluating OMPDataPerf

Application	Domain	Input/Problem Size		
		Small	Medium	Large
babelstream [25]	Memory Bandwidth	-n 100 -s 1048576	-n 500 -s 33554432	-n 2500 -s 33554432
bfs [21]	Graph Algorithms	graph4096.txt	graph65536.txt	graph1MW_6.txt
hotspot [21]	Thermal Simulation	64 64 2 4 temp_64 power_64	512 512 2 4 temp_512 power_512	1024 1024 2 4 temp_1024 power_1024
lud [21]	Linear Algebra	-s 2000	-s 4000	-s 8000
minife [58]	Finite Element Analysis	-nx 66 -ny 64 -nz 64	-nx 132 -ny 128 -nz 128	-nx 264 -ny 256 -nz 256
minifmm [16]	Particle Physics	-n 100	-n 1000	-n 10000
nw [21]	Bioinformatics	512 10 2	2048 10 2	8192 10 2
rsbench [78]	Neutron Transport	-m event -s small	-m event -s large -l 4250000	-m event -s large
tealeaf [61]	High Energy Physics	-file tea_bm_1.in	-file tea_bm_2.in	-file tea_bm_4.in
xsbench [79]	Neutron Transport	-m event -s small	-m event -g 1413	-m event -s large

in OpenMP 5.1 has seen varying levels of adoption across different compilers and their associated runtimes. This section provides an overview of the current compiler support for target-related OMPT features, which aims to inform future strategies for tool development for heterogeneous OpenMP applications. We investigate and compare compilers from prominent hardware vendors, including AMD, ARM, Intel, and NVIDIA, as well as compilers from the GNU and LLVM projects. To assess compiler support for OpenMP OMPT features, we conducted a comprehensive review of publicly available documentation and manuals, audited source code (when available), and conducted basic testing.

D.1 Compilers/Runtimees Supporting OMPT with EMI Callbacks

D.1.1 LLVM Clang/Flang. Clang [54], the C/C++ frontend for LLVM [47, 56], provides one of the most complete OpenMP implementations, with Flang’s [55] support rapidly developing. LLVM’s

libomptarget runtime supports offloading to AMD and NVIDIA GPUs [53]. LLVM first implemented OMPT tool initialization and non-target callbacks in 6.0.0 (March 2018) based on the early technical reports (82e94a, cab9cd, e1a04b, 489cdb) [50]. LLVM 8.0.0 (March 2019) finalized these features in accordance with the OpenMP 5.0 specification only a few months after its ratification (0e0d6c, 2b46d3). Despite Clang’s support documentation [51, 52] not indicating compliant 5.0 OMPT callback and 5.1 EMI support until 18.1.0-rc1 (99ce17), these features were actually completed in 17.0.0-rc4 with the inclusion of 7e68c9 followed by minor bug fixes 4d5fea and 1d54dc.

D.1.2 AMD Optimizing C/C++ and Fortran Compilers (AOCC).

Highly optimized for AMD Zen-based processors, the October 2024 release of AOCC 5.0 [8], is built on LLVM 17.0.1 and is the first version of AOCC to support target and EMI callbacks while prior versions only supported non-target callbacks [6, 7].

D.1.3 AMD ROCm. ROCm [10] is an open-source software stack optimized for AMD GPUs, consisting of compilers, libraries, and tools. ROCm contains a downstream LLVM project with additional enhancements for AMD GPUs. Target callbacks support was added in 5.7.0 (12e5b1), released September 2023 [5]. Additionally, in 5.1.0 (b99964), released March 2022, AMD implemented the OMPT tracing interface, a feature not yet available in the latest upstream LLVM project as of writing [3].

D.1.4 AMD AOMP. AOMP [9] is an open-source LLVM-based compiler with improved support for OpenMP on Radeon GPUs. AOMP builds on top of, and releases are more frequent than ROCm LLVM. Version 14.0-1 (January 2022) implements the OMPT tracing interface [2]. Version 17.0-3 (July 2023) provides target and EMI callbacks [4].

D.1.5 HPE Cray Compiling Environment (CCE). CCE [37] provides the Cray Fortran and C/C++ compilers which use the libcraymp and libcrayacc runtimes which can be used as drop-in replacements for LLVM’s libomp and libomptarget runtimes or GNU’s libgomp runtime. The C/C++ compiler is LLVM-based and supports offloading to AMD and NVIDIA GPUs. The November 2020 release of CCE 11.0.0 introduced OMPT 5.0 support [38]. EMI callbacks were implemented in CCE 16.0.0 (May 2023) [60].

D.1.6 Intel oneAPI DPC++/C++ (ICX) and Fortran (IFX) Compilers. ICX/IFX are proprietary LLVM-based compilers that have had target and EMI callbacks since version 2023.2

Table 6. Compiler and Runtime Support of OMPT Target Features

OMP Std.	Feature Category	AMD AOCC	AMD AOMP	AMD ROCm	Arm ACfL	GNU GCC	HPE CCE	Intel ICX/IFX	LLVM Clang/Flang	NVIDIA NVHPC
	Runtime Name	libomp	libomp	libomp	libomp	libgomp	libcraymp	libomp	libomp	libnvomp
	Language Support	C/C++	✓	✓	✓	✓	✓	✓	✓	✓
	Fortran	✓	✓	✓	✓	✓	✓	✓	✓	✓
4.0	Target Offloading	AMD	✓	✓	✓	✓	✓	✓	✓	-
	Intel	-	-	-	-	-	-	✓	-	-
	NVIDIA	✓	✓	✓	-	✓	✓	✓	✓	✓
5.0	Tool Initialization	2.0	0.8-0	3.5.0	20.0	-	11.0.0	2021.1	8.0.0	22.7
	Target Callback*	5.0	17.0-3	5.7.0	-	-	16.0.0	2023.2	17.0.1	22.7
	Target Data Op Callback*	5.0	17.0-3	5.7.0	-	-	16.0.0	2023.2	17.0.1	22.7
	Target Submit Callback*	5.0	17.0-3	5.7.0	-	-	16.0.0	2023.2	17.0.1	22.7
	Target Map Callback* [†]	-	-	-	-	-	-	-	-	22.7
	Tracing Interface	-	14.0-1	5.1.0	-	-	-	-	-	-
5.1	Target EMI Callback [‡]	5.0	17.0-3	5.7.0	-	-	16.0.0	2023.2	17.0.1	22.7
	Target Data Op EMI Callback [‡]	5.0	17.0-3	5.7.0	-	-	16.0.0	2023.2	17.0.1	22.7
	Target Submit EMI Callback	5.0	17.0-3	5.7.0	-	-	16.0.0	2023.2	17.0.1	22.7
	Target Map EMI Callback [†]	-	-	-	-	-	-	-	-	22.7

*This feature is *deprecated* in OpenMP 6.0 [74], no longer *required* for OMPT compliance.

[†]Implementation of this feature is *optional* for OMPT compliance.

[‡]This feature is *required* for OMPDataPerf.

(July 2023) and support offloading to Intel GPUs. Additional plugins can enable offloading to AMD and NVIDIA GPUs. Support continues through the latest stable release as of writing, version 2024.2 (June 2024), and is based on LLVM 19 development [40, 42].

D.1.7 NVIDIA HPC SDK (NVHPC). NVIDIA’s HPC SDK [67] provides a subset of OpenMP 5.0 features and can offload to NVIDIA GPUs. Support for OMPT callbacks was introduced in version 22.7 (July 2022) as stated in the compiler release notes, although the compiler documentation does not indicate OMPT or EMI callback support even in the latest 24.9 September 2024 release as of writing [65, 66]. We tested to confirm which features were functional. Unlike LLVM-based compilers, NVHPC requires (re)compiling your code with the `-mp=ompt` flag in order for OMPT-based tools to be invoked.

D.2 Compilers/Runtimes Supporting OMPT without EMI Callbacks

D.2.1 Arm Compiler for Linux (ACfL). ACfL [15] is an LLVM-based compiler with optimizations for 64-bit Armv8-A server-class processors. The latest release, 24.04, is based on LLVM 18 but has offloading support disabled [13, 14]. Only non-target OMPT callbacks are supported.

D.3 Compilers/Runtimes without OMPT Support

D.3.1 GNU Compiler Collection (GCC). The latest release of GCC [32] as of writing, version 14.2, released August 2024, supports offloading to AMD and NVIDIA GPUs. However, GCC lacks support for OMPT entirely [31]. This positions GCC behind LLVM-based compilers in terms of OpenMP tooling.

D.4 Summary of OMPT Adoption Findings

LLVM-based compilers, such as Clang/Flang, AMD AOCC/ROCm/AOMP, and Intel ICX/IFX, which closely track upstream LLVM developments, have mature, well-tested OMPT support that has seen steady and development to meet the latest OpenMP specifications. NVIDIA’s HPC SDK also achieves a high level of OMPT support and has target related OMPT features, a year prior to LLVM-based compilers. Although Arm ACfL is based on LLVM, it does not have support for target offloading enabled. However, it does include non-target-related OMPT support. GNU GCC is the only compiler infrastructure we found that lacks OMPT support altogether. Table 6 compares and summarizes OMPT-related feature support across these compilers and indicates the earliest version we could determine to support each feature. Additionally, the footnotes of Table 6 indicate each feature’s status in later OpenMP standard revisions, whether each feature is required to be compliant, and whether OMPDataPerf depends on the feature.

D.5 Recommendations

Proper implementation documentation of OMPT features by compiler/runtime implementers remains needed. Among the compilers we examined that claimed OMPT support, *none* clearly and/or correctly specified which exact features (i.e. callbacks/tracing interface) they actually supported. Additionally, AMD AOMP and ROCm, both based on the same LLVM branch, are the only compilers to support the OMPT

tracing interface. Upstreaming this feature into the mainline LLVM should be considered to promote broader adoption.

For tool designers, the target EMI callbacks, excluding the target map EMI callback, are well supported across runtimes. If ensuring maximal tool runtime compatibility or support going forward is a priority, tool developers should limit their usage of OMPT target callbacks to the EMI callbacks, again excluding the optional map callback. Although the non-EMI versions of the same callbacks are currently well supported, they have recently been deprecated in OpenMP 6.0 [74].