

HERMES: A Unified Open-Source Framework for Realtime Multimodal Physiological Sensing, Edge AI, and Intervention in Closed-Loop Smart Healthcare Applications

Maxim Yudayev
KU Leuven
Leuven, Belgium
maxim.yudayev@kuleuven.be

Juha Carlon
KU Leuven
Leuven, Belgium
juha.carlon@kuleuven.be

Diwas Lamsal
KU Leuven
Leuven, Belgium
diwas.lamsal@kuleuven.be

Vayalet Stefanova
KU Leuven
Leuven, Belgium
vayalet.stefanova@kuleuven.be

Benjamin Filtjens
Delft University of Technology
Delft, The Netherlands
b.filtjens@tudelft.nl

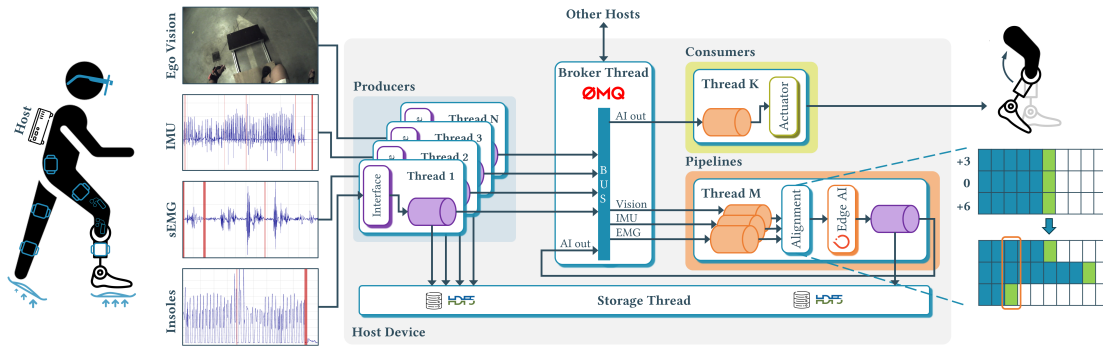


Figure 1: Event-driven system architecture on an intelligent prosthesis usecase, detailing the asynchronous flow of data, subject to missingness (red), between different system components producing or consuming data, or both, across distributed hosts.

Abstract

Intelligent assistive technologies are increasingly recognized as critical daily-use enablers for people with disabilities and age-related functional decline. Longitudinal studies, curation of quality datasets, live monitoring in activities of daily living, and intelligent intervention devices, share the largely unsolved need in reliable high-throughput multimodal sensing and processing. Streaming large heterogeneous data from distributed sensors, historically closed-source environments, and limited prior works on realtime closed-loop AI methodologies, inhibit such applications. To accelerate the emergence of clinical deployments, we deliver HERMES - an open-source high-performance Python framework for continuous multimodal sensing and AI processing at the edge. It enables synchronized data collection, and realtime streaming inference with user PyTorch models, on commodity computing devices. HERMES is applicable to fixed-lab and free-living environments, of distributed commercial and custom sensors. It is the first work to offer a holistic methodology that bridges cross-disciplinary gaps in real-world

implementation strategies, and guides downstream AI model development. Its application on the closed-loop intelligent prosthesis use case illustrates the process of suitable AI model development from the generated constraints and trade-offs. Validation on the use case, with 4 synchronized hosts cooperatively capturing 18 wearable and off-body modalities, demonstrates performance and relevance of HERMES to the trajectory of the intelligent healthcare domain.

CCS Concepts

- **Computer systems organization** → Real-time system architecture; Sensor networks; Heterogeneous (hybrid) systems;
- **Information systems** → Data streaming; Open source software;
- **Computing methodologies** → Artificial intelligence.

Keywords

Multimodal, Edge, Wearables, Closed-loop, Synchronized

ACM Reference Format:

Maxim Yudayev, Juha Carlon, Diwas Lamsal, Vayalet Stefanova, and Benjamin Filtjens. 2025. HERMES: A Unified Open-Source Framework for Realtime Multimodal Physiological Sensing, Edge AI, and Intervention in Closed-Loop Smart Healthcare Applications. In *Proceedings of International Conference on Embedded Artificial Intelligence and Sensing Systems (SenSys '26)*. ACM, New York, NY, USA, 15 pages. <https://doi.org/XXXXXXX.XXXXXXX>

SenSys '26, Saint-Malo, France

© 2025 Copyright held by the owner/author(s). Publication rights licensed to ACM. This is the author's version of the work. It is posted here for your personal use. Not for redistribution. The definitive Version of Record was published in *Proceedings of International Conference on Embedded Artificial Intelligence and Sensing Systems (SenSys '26)*, <https://doi.org/XXXXXXX.XXXXXXX>.

1 Introduction

Practical realtime multimodal edge AI innovations require far more than a lightweight model running on a constrained device. Bringing AI to the edge in the real-world demands continuously acquiring and aggregating a variety of data sources - modalities, from a distributed and heterogeneous set of interconnected sensors and host devices. These modalities operate independently from one another in a continuously streaming fashion. Aggregating them reliably is a challenge: information is produced asynchronously, across various wired and wireless connections, over distributed hosts, at different sampling frequencies, number of dimensions, and levels of reliability [27, 57].

Previous works on edge AI systems addressed several of these aspects at a time, which we group into data synchronization [37, 46, 55, 66, 75, 76], data reliability [23], data fusion [1, 45, 67, 71], AI model optimization [34, 67, 82], acquisition-to-deployment performance degradation [18, 53, 70], real-world deployment [16, 62, 77], hyper-specialized embedded device development [5, 49, 74], foundation models [4, 18, 42, 53, 79]. Undertaking each in isolation has implications on orthogonal design challenges, which hinders practical solutions [19, 31, 59]. Lack of cohesive methodologies for addressing heterogeneity of multimodal data, and of real-world centered operation strategies, reveals a largely understudied area that throttles efforts in intelligent health innovations [30].

Developing such real-world systems is a challenge at the intersection of a breadth of technical domains. It requires expertise in sensors and electronics interfacing, computer networks, device synchronization, distributed realtime software, IT administration, hardware-aware AI model design, system performance evaluation, data aggregation and alignment, data analysis, system-level integration. Many crucial technical challenges outside of one's research scope are involved in enabling testing of a novel edge AI technique, or in validating a hypothesis in a closed-loop clinical use case.

Selection and tuning of an AI algorithm for deployment is frequently done via an iterative process or a neural architecture search [2, 26]. A model is deployed in the wild or an emulated setting [28] to validate its realtime processing capability, suitability for the application constraints, and sensitivity to the real-world nature of sensed signals. Lack of prior, real-world informed, design guidelines - like permitted inference time budget, stochastic nature of the signals, inhibits cohesive implementation for AI researchers. Researchers rely on intuition and previous experiences to choose models, and later attempt to compress them to fit the apparent constraints of production edge systems [11, 33]. The results require iterative model adaptations or ablation studies to strike balance between constraints and performance.

Real-world factors like sensor data transmission delays, synchronization skew and drift, system's internal processing delays, sensor packet loss rate - are all not known before a system is implemented. These factors impact data reliability, synchronized sensing of distributed modalities, and throughput of the implementation. Inadequate execution causes cascading effects on downstream AI models and falls outside the main scope of one's exploration. Bypassing the challenges requires a flexible, validated, and efficient high-performance implementation, and unified methodologies for holistic system design.

We demonstrate that treating complex real-world edge AI deployments as a holistically designed system offers a reductionist view on the challenges. The view disentangles connected design challenges and contextualizes overall system architecture with respect to the deployment objective. The resulting architecture equips researchers with a flexible, efficient, high-performance implementation, which delivers deep insights into the practical real-world aspects of an end-to-end system. These insights offer clear lasting guidelines and stimulate the development of realtime AI models that meet the constraints of the target application.

In this work, we formulate a methodology in the specification of such systems, following a top-down approach from the set of our generalized multimodal realtime continuous inference strategies. The formulation catalyzes definition of a set of clear guidelines and constraints, which aid the development of practical target systems. We show how following this methodology in the design of an end-to-end system fulfills real-world requirements of healthcare applications and streamlines closed-loop AI model development. We complete our work with the introduction of HERMES¹, an open-source developer-friendly high-throughput Python framework. It embodies the proposed methodology to bridge the domain gaps, empowers users with a unified reliable platform that de-risks system integration challenges, and allows to focus on the core research and development objectives.

The novel contributions of this work are summarized as:

- A methodology for contextualizing a continuous multimodal realtime edge AI use case.
- A real-world focused technique for continuous synchronization of distributed modalities in a streaming system.
- A validated open-source high-performance Python framework with PyTorch integration for physiological sensing and AI processing of smart healthcare applications.

2 Related Works

A range of emerging intelligent health- and med-tech applications rely on or require continuous streaming and processing of the ubiquitous multimodal data to drive personalized realtime closed-loop interventions, analytics, and performance monitoring [5]. This data ranges from physiological wearable sensors, to telemetry data from actuated assisted devices, to egocentric and exocentric video [12, 46, 50]. The sensors are spread across various stationary and wearable acquisition devices connected wired and wirelessly, in a computer network. With the changing human-centered emphasis in healthcare on preventative therapy and rehabilitation [14, 68], and on improvement of the quality of life with a chronic condition [50], research in always-on and long-running real-world systems outside of fixed lab environments started receiving more attention and importance [12]. However, technical multi-disciplinary challenges of continuous multimodal sensing and processing [58] and the lack of extendable open-source research frameworks that address them [68] cause large solutions disparity [31] and constrict development, evaluation, and valorization of clinically impactful innovations.

The challenges hinder applicability of novel methods to applications in free-living, realtime continuous intelligence, and reliable high-quality data collection, inhibiting advances in personalized

¹<https://github.com/maximyudayev/hermes>

Table 1: Requirements matrix for out-of-the-box continuous realtime multimodal physiological sensing and AI processing.

Work	Criteria														
	Opensource	Multimodal	Synchronized	Custom AI in-the-loop	Extendible w/ custom sensors	Crash safe	Data collection	Stream processing	Fixed lab suitable	Free-living suitable	Distributed multi-host	Handles high-res video	Platform agnostic	Available in Python	Visualization
LabView [22]		✓			✓	—		✓	✓	✓			—	—	
Vicon [65]		✓	✓				✓		✓			✓			✓
MVN Analyze [64]		✓	✓				✓		✓						✓
HARNode [44] ¹	✓		✓		✓	?	✓		✓	✓			—		
MQTT protocol	✓	✓	—	—	✓	—	—	—	✓	✓	✓		✓	✓	—
MQ Systems [25]	✓	✓	—	—	✓	✓	✓	✓	✓	✓	✓		✓	✓	
NATS [6]	✓	✓	—	—	✓	✓	✓	✓	✓	✓	✓		✓	✓	
Syntalos [36] ²	✓	✓	✓		✓		✓	✓	✓			✓		✓	✓
ONIX [54] ²	✓	✓	✓		✓	✓	✓	✓	✓		✓		✓	✓	
LSL [38]	✓	✓	✓		✓		✓	✓	✓	✓	✓	✓ ³	✓	✓	✓ ⁴
ActionSense [16]	✓	✓	✓ ⁵		✓		✓		✓	✓			✓	✓	✓
PhysioSense [21]	✓	✓	✓		✓	✓	✓		✓	✓		✓ ⁶		✓	✓
ROS2 [48]	✓	✓	✓ ⁷	✓ ⁸	✓	✓	✓ ⁹	✓	✓	✓	✓ ¹⁰	✓ ¹¹	✓	✓	✓ ⁴
CLAID [41] ¹²	✓	✓	✓	✓	✓	?	✓	✓	✓	✓		✓ ⁶	✓	✓	✓
HERMES [ours]	✓	✓	✓	✓	✓	✓	✓	✓	✓	✓	✓	✓	✓	✓	✓

Note: "—" is "Not applicable", "?" is unknown or ambiguous.

wearable technologies across use cases [12, 23, 57, 67, 80]. Management and collection of heterogeneous modalities, consistent and aligned high-quality sensor data, realtime processing, interoperability of systems and methods in diverse environments, integration of sensing and AI processing, and lack of infrastructure for free-living sensing and data collection remain major unresolved challenges [23, 45, 58, 59, 67, 68]. Despite significant positive influence of multiple physiological modalities on AI prediction performance [81], no clear guidelines exists to delineate the model development workflow [33].

To address the multi-disciplinary challenges that the field faces, a holistic approach to the system architecture is required [19]. The approach should be designed with the nature of real physiological signals in mind [79] - missingness, asynchronism, heterogeneity, delay between sensing and manifestation of a signal. Several notable works have been developed that overlap the scope of the present study. Table 1 lists the most relevant and established of them against the crucial requirements, to underline the gaps in the state-of-the-art systems.

LabView [22] is a standard industrial sensing and visual programming platform with a diverse hardware ecosystem. It comes at the cost of a high learning curve, expensive proprietary hardware and software licenses, and vendor lock-in. Vicon [65] visual motion capture system has been the cornerstone of synchronous multi-sensor physiological data acquisition for human movement analysis and visual effects since 1984. It is a reliable system that abstracts technical challenges of synchronous physiological sensing away from the user via a simple non-technical interface. Its main downsides are constraint to the fixed lab environment, limited support to a subset

of commercial sensors and prebuilt analysis toolkits, lack of custom closed-loop AI processing, and requirement for the dedicated proprietary acquisition server. Xsens MVN Analyze [64] is a ubiquitous IMU-based motion capture system in the entertainment and movement sciences domain. It offers data recording and streaming to external network systems for integration with 3rd parties. The system is a proprietary software-hardware bundle with a high cost, limited integration with other sensors, and in our experience is not suitable for long continuous recordings.

In distributed web and IoT applications, message queue (MQ) systems, Tab. 1 (row 6-7), have been a popular middleware choice for distributed message streaming and processing applications [25]. NATS [6] stands out thanks to its diverse out-of-the-box functionality and built-in support for the common distributed communication patterns: load balancing, message brokering, dynamic service discovery, canary deployment. Middleware like RabbitMQ, Kafka, NATS are fault-tolerant high-performance microservices targeted at distributed web applications. MQ systems are a centralized microservice on dedicated server, relaying data between connected clients and other microservices to construct complex applications. They were designed and tuned for web applications and are too high in the abstraction level for high-performance low-latency real-time edge use cases, where lower-level middleware for inter- and intra-process communication on the local network is required [43]. MQTT is a popular lightweight IoT protocol for distributed exchange of small data. It offers a three level quality-of-service (QoS) message exchange through a centralized message broker. Because of its simplicity, it is compatible with simple embedded electronics, but is unsuitable for high-throughput systems.

In 2012, LSL [38] was built to address the needs of the neurophysiological research community in a robust open-source framework for accurate synchronized multi-channel neuro-signal acquisition. The development enabled alignment of separate neural streams to the millisecond level and empowered a breadth of research [72]. Because LSL was designed for synchronous recording and for neural signals, it does not provide a stream processing capability for custom AI models, support for video data Tab. 1(3), or out-of-the-box visualization Tab. 1(4). LSL aligns streams inside its core middleware by compensating for the difference in propagation delays from each sensor, based on the estimate thereof and on a manual offset parameter. The fixed internal alignment strategy adds latency and limits the flexibility to alternative alignment methods.

Several novel works built on top of LSL to address its limitations. CLAUD [41] built a live smartphone-based data collection and processing system that offloads ML computation, Tab. 1(12), to the cloud or an edge server for analysis of the wearable multimodal data. Most recently, [21] brought multimodal data collection for workspace human movement research outside the lab as a mobile sensing backpack, and used sensors that were previously limited to the fixed lab environment. LSL-based systems face the same shortcomings, Tab. 1(6), when moving to realtime streaming - inflexibility in fusion strategy and in triggering of computation on partial data availability, both of which an expected prerequisite for downstream AI applications [77].

In the domain of in-vivo neurophysiology, Tab. 1(2), Syntalos [36] proposed an extensive software system for precisely aligned heterogeneous sensing and closed-loop interventions for mice experiments. Continuous synchronization between sensors ensured clock skew did not compound, but large jitter in synchronization of up to 40ms was observed. Dedicated parallel sensing systems in low-level programming languages [36, 54] showed impressive throughput of ~2GB/s as in the case of ONIX [54]. Furthermore, ONIX is an Open Neuro Interface-compliant system with open-source custom-built hardware for neuroscience experiments. Both systems focus on single-host acquisition and are limited to Linux.

DelPreto et al. [16] addressed the specific use case in synchronized multi-host physiological recording with the open-source ActionSense. To the best of our knowledge, this was the most lightweight and developer-friendly framework for multimodal physiological sensing. It has a major limitation in throughput for multiple high-resolution videos, in reliance on retrospective data synchronization after a collection, Tab. 1(5), and in collation of modalities in post-processing from data recorded externally to it by 3rd party software.

ROS2 has played a pivotal role to system integration and engineering productivity, powering the new stage of robotics revolution [48]. It is an extensive ecosystem for event-based distributed communication, that runs on one of the many implementations [10] of the Data Distribution Service (DDS) standard [56]. It offers numerous integrations, toolboxes, simulators for design, simulation and validation of platform-independent publish-subscribe data-distribution systems. To circumvent the challenge of using it on embedded devices, micro-ROS [7] was developed to transparently integrate with the rest of the ecosystem. ROS2 has a high barrier to entry for new users [15], shows limited evidence of the use of realtime theory for scheduling of time-critical controls in robotic

applications [8], degrades in performance under the distributed setting [3], Tab. 1(10), and is ambiguous in the capacity for multiple high-resolution video streams, Tab. 1(11). ROS2 is scoped to communication in robotics subsystems, and does not focus on precise synchronization across data streams [21], Tab. 1(7). It leverages community-driven implementations to support in-the-loop processing Tab. 1(8) and visualization Tab. 1(4). The DDS-compliant middleware powering ROS2 was shown to have higher latency, lower throughput, and higher resource utilization than alternative middleware [35, 43].

A plethora of open- and closed-source systems were built to address particular needs of researchers for data collection and stream processing, of new biomarkers and sensor technologies [51, 52, 61], on dedicated hardware [44, 46, 46, 74], or on common computing devices [9, 13, 62]. These dedicated hardware works are out of the scope of the present study, which focuses on a unified software framework that harmonizes fragmented hardware.

3 HERMES

3.1 Continuous Realtime Edge AI Methodology

Multimodal data acquisition in the real-world is inherently challenging and inevitably prone to missing data [79]. Old methods relied on imputation, data filtering, synthesis, and discarding, limiting the overall effectiveness of deployed models because of the discrepancy between the cleaned training data and the real-world [18]. This study considers methods that directly learn from the incomplete data [79] or naturally account for it [18, 53, 84] without introducing imputation bias and dropping stretches with missing data, more principled and generalizable to the real-world.

To overcome the challenges of the real-world, we propose in the following sections a methodology that aligns with the nature of physiological sensing and realtime AI processing in the wild. Online inference is generalized to two practical extremes, which contextualizes fusion of heterogeneous modalities in the presence of missingness, and offers a pragmatic outlook on synchronization. This context fosters a system-level perspective on deployed systems, addressing fragmentation between offline data collection and online processing in the real-world. The holistic approach guides downstream AI model development, offering trade-offs to balance between requirements and apparent application constraints.

3.1.1 Definitions. This work defines "multimodal" as streams of data from the same or different host devices, that are generated by sensor(s) asynchronously, Fig. 2a. A setup of four external cameras, each on its own physical interface, has four video modalities. A motion capture system that sends interleaved UDP packets of bundled measurements - a bundle of 3D joint coordinates, a bundle of joint angles, a bundle of inertial data, has three modalities. A pair of eye-tracking smartglasses streaming egocentric vision of 30 frames-per-second (fps) and gaze vectors at a variable rate of 0-120 Hz, has two modalities. Downstream AI processing components are not impacted by this upstream convention and are flexible to redefine "multimodal" according to user needs, e.g. treating bundled accelerometer and gyroscope data as separate modalities.

In contrast to the fragmented meaning of "realtime" in robotics and operating systems, we treat it as the ability of a continuously

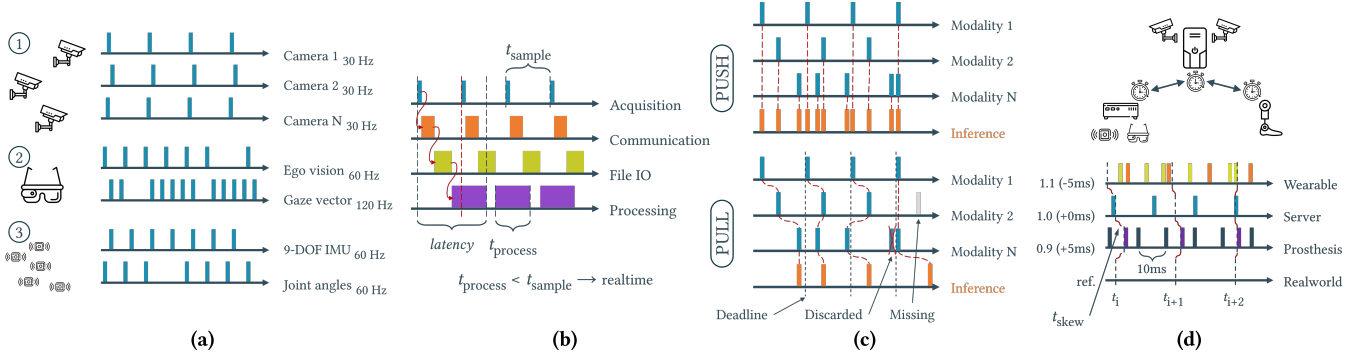


Figure 2: Generalization of multiple modalities (a): same data stream from multiple identical sensors (a.1), different sample rate data streams of the same sensor (a.2), separate same sample rate stream per bundle of measurements of the same sensor (a.3). Definition of realtime operation and latency in pipelined data flow (b). Two proposed extremes of continuous inference strategies: asynchronous event-driven (push) on any new modality update, and buffered alignment (pull) for the latest samples across modalities (c). Synchronization of distributed networked devices and connected sensors (d).

running system to complete all its processing at the same rate as the rate of arrival of new measurements, Fig. 2b. This definition aligns to the objective of online sensing and inference systems, and is comprehensively validated with benchtop stress testing.

The vital concept of "synchronization" is frequently underexplored in online distributed sensing and data collection literature. Synchronicity across distributed signals can only exist within tolerances - milli-, micro-, nanosecond, depending which level is considered acceptable by the use case. The present work considers signal synchronicity as a tight continuous agreement in the notion of time across multiple distributed sensing devices - the lowest skew between device clocks at any instance in time that allows to directly draw positive pairs of samples across modalities.

3.1.2 Realtime Multimodal Inference Strategies. To align with the asynchronous and heterogeneous nature of the underlying multimodal signals [77], two inference strategies are proposed in Fig. 2c. The PUSH strategy triggers inference in an event-driven way, on every new measurement arrival from either modality. The method relaxes data alignment requirements and operates in a low-latency mode, albeit limited to smaller AI models due to the higher frequency of predictions, hence shorter processing time budget. The PULL strategy performs computations sparsely or at a user-specified rate. It buffers independent streams, to adjust for temporal skews due to the different propagation and sensing delays, and draws positive pairs of temporally correlated samples.

The former is flexible to drive inference as soon as any of the asynchronous streams supplied a new measurement, but leaves ambiguity on how to merge different modalities. The latter incurs worst case latency up to the longest propagation delay of a stream. That makes fusion of data unambiguous to draw positive pairs of data by the closest acquisition time across modalities, but requires robustness toward missing samples. Domain expertise-driven combination of the two approaches is a valid option that balances between the two extremes.

Multivariate time-series data contains hidden patterns that describe the temporal dynamics of the sensed phenomenon. Prior works explore ways to most effectively extract these insights from

overlapping windows of temporal data. Orthogonal to the inference strategy, Fig. 3 shows that selection of the window size (receptive field) and the size of overlap between consecutive windows, influences the computational intensity and the processing time budget, respectively [82]. We propose a coupled approach of varying these factors along with the inference strategy. Increasing s k -times boosts the time budget by k , supporting more computationally intensive models with a larger L , at the expense of k -times sparser predictions. This approach contributes a pragmatic additional degree of freedom to fit the constraints by the downstream AI model, if the end use case requirements are tolerant to reduced temporal resolution of predictions and any architectural model changes would cause significant AI performance degradation.

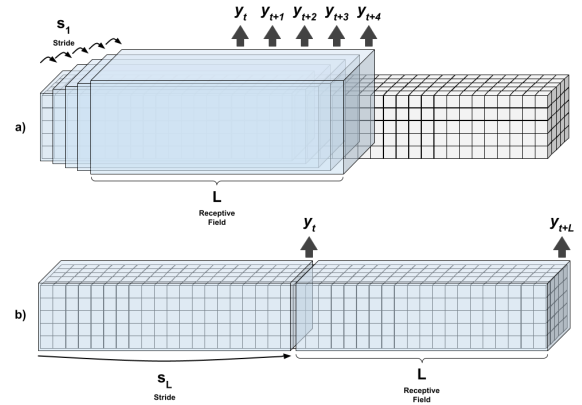


Figure 3: Relationship between the AI receptive field and the overlap of consecutive windows. (Adapted from [82].)

To aggregate continuously captured multimodal data for downstream AI processing, it is required to address the heterogeneity of sample rates, dimensionality, and missingness in the data. State-of-the-art methods [71, 79, 83] embed each modality into a unified intermediate temporal embedding, generalizing to the continual

and missing nature of signals in the real-world. To generically accommodate different use cases, we propose a decoupled approach to data exchange between sensing and AI processing components that enables strategies selection at the data consumer end.

3.1.3 Continuous Synchronization. Fusion of distributed streams into a common representation relies on the temporal alignment of the contained data [55]. When data is captured by a single integrated device like [79, 83], alignment is intrinsic with respect to the host. In an environment with multiple sensing hosts and distinct sensors, interconnected in a wireless or wired network, drawing positive pairs of samples across distributed modalities becomes a challenge [45]. Distributed sensors do not have a common notion of time, and temporal misalignment of data has detrimental effects on downstream AI performance [36, 66, 75]. Building dedicated synchronization hardware similar to Meta's [46] is out of reach for many researchers, and has limited sensor integration support.

We propose to align distributed modalities by continuous synchronization of logical clocks across host devices. Physical clocks are divergent monotonic piezo oscillators with equal length periods between oscillations, experiencing infinitesimal pico- or femtosecond jitter, and influenced by temperature and applied voltage [29]. Inherent mechanical differences between oscillators of distributed devices result in minor drift that compounds overtime into substantial clock differences [75]. Depending on the category of the device, time-keeping functionality varies [76]. Sophisticated hosts have built-in network-based synchronization, while most sensors are free-running and synchronization is rarely addressed. Jitter in a synchronized device's time, with respect to the reference clock, characterizes the consistency of continuous synchronization. Consensus on the synchronization tolerance is largely understudied in the literature [75]. We consider the level of synchronicity widely acceptable $\forall t_{skew, i \rightarrow j} \leq \frac{1}{2} t_{sample}$, where i and j distinct devices, and t_{sample} the highest sample rate, Fig. 2d. This level of host synchronization satisfies the requirement for unambiguous cross-modality sample pairing.

For the current methodology to be broadly applicable to commercial and custom sensors, we generalize distributed synchronization process into host-to-host, and sensor-to-host categories. Host-to-host synchronization leverages existing local network time-keeping facilities like PTP and NTP. Sensor-to-host connections with limited built-in synchronization functionality use roundtrip time measurements to estimate the propagation delay of a sensor, with respect to its host. The estimate is used as a relative offset from the time-of-arrival of the samples at the host, to extract true sampling time. This indirect approach, visualized in Fig. 2d, leverages highly accurate synchronization between distributed hosts to align samples across locally and remotely captured modalities. Performing the procedure periodically ensures synchronicity system-wide, in the presence of non-deterministic external factors like temperature-related drift of oscillators and varying propagation delays of wireless sensors.

3.2 Sensing and Inference System Architecture

To accelerate research in real-world physiological edge AI systems, we release HERMES - an open-source developer-friendly Python framework for realtime multimodal sensing and processing at the

heterogeneous distributed edge. It fills the gaps in the research domain by providing a testbed for novel physiological edge AI methods validation, closed-loop clinical interventions studies, curation of high-quality multimodal datasets, and for building patient-centered intelligent health applications.

This modular hardware-agnostic framework is built to embody the methodology described in Sec. 3.1, and is available on all major operating systems. It generalizes internal components to streamline interfacing to any commercial, open-source, or custom sensors and actuators. Integration of a device into the unified streaming acquisition system is realized by wrapping the device's official software development kit (SDK) or standard wired and wireless communication protocols, like Bluetooth, TCP/UDP, USB, ANT, MQTT, etc., into templates provided by HERMES. Implementation of many popular commercial physiological sensors is available in HERMES out-of-the-box, and the framework is periodically extended with support for new devices. A PyTorch integration equips sensing applications with closed-loop AI processing functionality of models provided by the user.

HERMES is built on top of the fast and cross-platform ZeroMQ transport [32], FFmpeg-accelerated video processing [17], memory efficient write-optimized datastructures, parallelism and asynchronous cooperative multitasking, and data file formats suited for conventional AI training workflows. It provides low-latency high-performance event-driven multimodal synchronized sensing and computation, crucial for the expanding field of intelligent healthcare edge applications. Benchtop characterization of the final sensing system with user's selected devices contextualizes the target application and guides downstream AI model design with well-defined operational constraints. The following sections elaborate on the technical aspects that facilitate the high-performance system architecture of the framework.

3.2.1 Layers of Abstraction. The complexity of a distributed heterogeneous system is masked behind the abstraction model of Fig. 4a. By decoupling the logical flow of data from the hardware's physical layout, user's processing logic gains transparent access to the data of interest that resides elsewhere. This way, a prosthesis embedded controller receives user movement intent predictions, computed by the dedicated AI wearable single-board computer on information from sensors connected to it, and those embedded into the prosthesis, Fig. 1.

The physical connections layer establishes the backbone network between the host devices, and connects to the corresponding sensors and actuators - sources and sinks, respectively. At the device interface layer, each host is responsible for wrapping its local sources and sinks into a generalized event-driven Node that interacts with the device via an SDK, a standard protocol, or an operating system socket, passing new data to the messaging layer with a unique *topic* descriptor, Fig. 4b.

The abstraction model generalizes any sensing, actuation, or processing block into a Node that handles core message exchange. Each node is an instance of Producer, Consumer, or Pipeline, that only generates, only receives, or processes incoming data to generate new from it, respectively. Figure 4b expands on the overview of Fig. 1 and offers an internal look onto the main building blocks present at each host. The message exchange layer, powered by

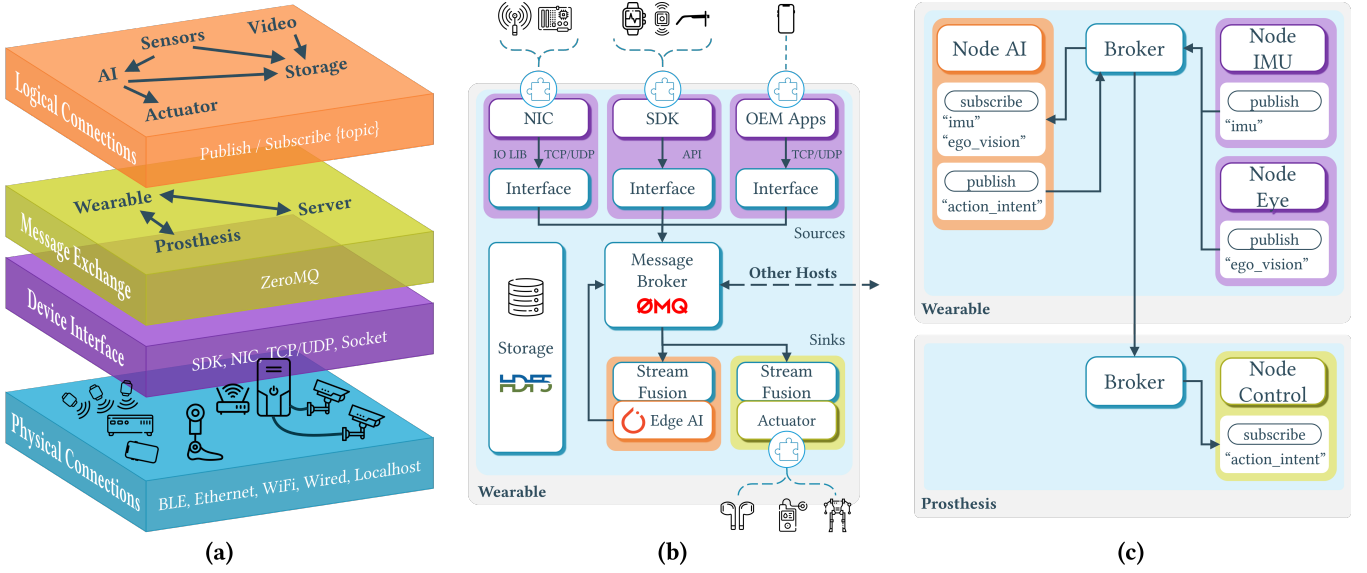


Figure 4: Abstraction model that makes access of logic blocks to data of interest transparent across the network and devices, regardless of data locality (a). Decoupled system components at each host (b) - publisher (purple), consumer (green), pipeline (orange), fusion blocks responsible for data alignment and embedding strategies, storage component captures all sensed and processed data. Flow of message exchange based on *topic* data descriptors through a Broker (c).

the ZeroMQ high-throughput low-latency core middleware [40], establishes persistent inter- and intra-host communication links - between the networked hosts, and between a host's local nodes. Data submitted to the layer is then intelligently routed via these links in a PUB/SUB pattern [69] to any node interested in the data corresponding to this unique *topic*, Fig. 4c. The host's Broker block manages the routing of information and the lifecycle of all the nodes of the corresponding host.

Each node defines the list of topics it is interested in, performs user-defined logic with that data, and optionally publishes data back to the message exchange layer with a new descriptor. Because ZeroMQ is a platform-independent transport, with bindings to all popular programming languages, migrating existing sensors, actuators or algorithms from another framework to HERMES is achievable by injecting the matching ZeroMQ messaging operation, Alg. 1 (line 5), in the user's existing code, Alg. 1 (line 1). In practice, a user is only required to extend the base Producer, Consumer, or Pipeline with custom processing logic to abstract away from the complexity of distributed communication, and to ensure the added block harmoniously works with the rest of the system.

3.2.2 Streaming High-Throughput Datastructure. To enable high-throughput streaming of data, an efficient and thread-safe datastructure is required. Dynamic arrays are contiguously stored blocks of allocated system memory that have a low theoretical computational complexity and constant read time. In practical applications of streaming, with no predefined length limit and large elements (e.g. images), dynamically-sized arrays have a high cost for write operations because they require reallocation by the operating system to accommodate a bigger contiguous block of memory. The operation takes a big toll on the CPU, is slow, and causes out-of-memory

Algorithm 1 Pseudocode of a Node interfacing its sensor and publishing acquired samples to the message exchange layer.

```

Require:  $s \in S$  {Unique "topic"}
1: while true do
2:    $D \leftarrow \text{GetNewestData}()$  {User's sensor interface}
3:    $t \leftarrow \text{GetHostTime}()$  {Time-of-arrival}
4:   for all  $d \in D$  do
5:      $\text{Publish}(s, d, t)$  {Replace to migrate}
6:   end for
7: end while

```

issues in high-intensity applications, making them impractical for the low-latency streaming requirements.

HERMES interacts with data via the Stream datastructure, Fig. 5a. It is based on the doubly-linked list that dynamically allocates memory for each individual streamed sample, without storing data contiguously. This yields a characteristic constant access time for operations at either end of the datastructure, but access to a random element in the datastructure has an $O(n)$ complexity. Reading a random element in a doubly-linked list requires traversing the datastructure until the element is found. By system design, we only access the datastructure like a conveyor belt: the head to insert the newest sample, and the tail to pop the oldest. This enables simultaneous reading and writing of the datastructure at each end, making it ideal for the low-latency high-throughput streaming context.

3.2.3 Video Data Processing. A generalized camera acquires frames continuously and transfers each directly into host's reserved kernel memory area via direct memory access (DMA), without the

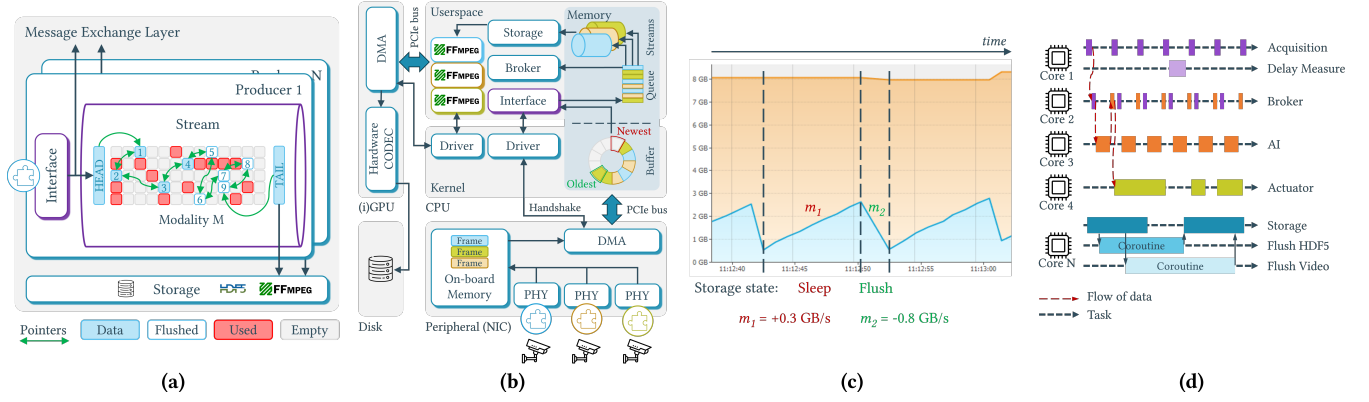


Figure 5: Efficient doubly-linked list FIFO datastructure for high-throughput low-latency streaming data. The Producer thread writes to it from the head and the Storage thread reads from it from the tail, simultaneously (a). Overview of the video data flow through the system (b). Memory pressure sawtooth profile - system keeps up with the streamed data if $|m_2| > |m_1|$: storage component sleeps during positive slope, flushes accumulated data during negative slope (c), adapted from [20]. Visualization of the CPU usage in the system implementation leveraging multiprocessing, multithreading, and asynchronous IO coroutines (d).

interaction of the CPU, Fig. 5b. Multiple cameras are connected to a peripheral input-output (IO) device of the host - e.g. the network interface card (NIC) for GigE vision cameras. The IO device writes interleaved frames by DMA into a fixed-length shared circular buffer, e.g. of up to 12 frames, in a round-robin fashion. If frames in the circular buffer are not consumed fast enough by the user application, the oldest frames are overwritten.

We ensure that no frames written via DMA into memory are lost if user's custom logic is not fast enough. HERMES moves each newly available frame from the kernel space circular buffer into the corresponding Stream in the safe, larger, user memory space of the system. That data is then available through the datastructure interface to other blocks, Sec. 3.2.2, like the Storage component that safely and efficiently stores video to disk.

3.2.4 Persistent Data Storing. Storing streaming data is the responsibility of the dedicated asynchronous Storage thread inside each host, Fig. 5a, which flushes accumulated data from the Stream datastructures to disk. File IO operations are slow, but many files can be written by the processor concurrently. Storage exploits this characteristic to facilitate efficient flushing of acquired realtime physiological data to disk. This keeps memory usage in check and protects it from overflowing, for a resilient system. Such a system runs and collects data indefinitely, unless power is cut, or the device runs out of disk space: both of which are the responsibility of the user. The system flushes data periodically, according to the tunable *period* parameter, which prevents loss or corruption of data in case of a host crash: no more data is lost than the selected period. The parameter influences the rate at which memory accumulates and CPU is utilized, giving user flexibility to balance between worst case reliability, desired memory footprint and CPU utilization.

The sawtooth wave in Fig. 5c shows the stable steady-state memory footprint of a high-throughput system. Memory accumulates as sensors generate new data into Streams, and clears when the Storage component activates to flush available data to disk for persistent storage. Similar to video data safe-keeping method of

Sec. 3.2.3, other modalities are safely captured: a fast dedicated thread moves newly available data from the interface layer of the related device to its corresponding Stream. Once data is in user memory space, it is managed by other components and user's custom logic. This approach ensures that all data that enters the hardware is robustly retained by our software and never lost.

Video Data. High-resolution videos require large space for storage. A single raw 30 fps 1440p video with 8-bit colors generates 332 MB/s of data. Storing or transferring such volume of data in the raw pixel format is not practical. Encoding decreases the required space while preserving perceptually important information by intelligently compressing repetitive areas in a frame (intra-frame) and repetitive areas in consecutive frames of a video (inter-frame) [63].

Realtime encoding is challenging and HERMES integrates with the mature hardware-accelerated video processing ecosystem - FFmpeg [17]. We continuously pipes captured high-resolution live video by inter-process communication, frame-by-frame, into an FFmpeg subprocess, one per video. Integration with FFmpeg enables our system to efficiently process realtime videos by leveraging dedicated high-performance hardware encoders available to the host device - integrated in the processor or via an external accelerator, like a graphics card. Several tuned presets for the hardware platforms used in our study are distributed for out-of-the-box writing of ubiquitous MP4/MKV files with H.264/HEVC codecs. The presets are tuned through a configuration file, for user convenience, which are accessed at system runtime.

HDF5 Data. All non-video data has predefined data type and dimensionality, and is treated as streamlined N-dimensional arrays. Large volume of time-series data from longitudinal studies and long data collections requires researchers to leverage a server or a high-performance computer (HPC) for downstream AI training, before deploying a model to the edge. In this processing paradigm, a robust parallel file format is required for efficient use of resources in existing AI training workflows. In the HPC, AI, and scientific

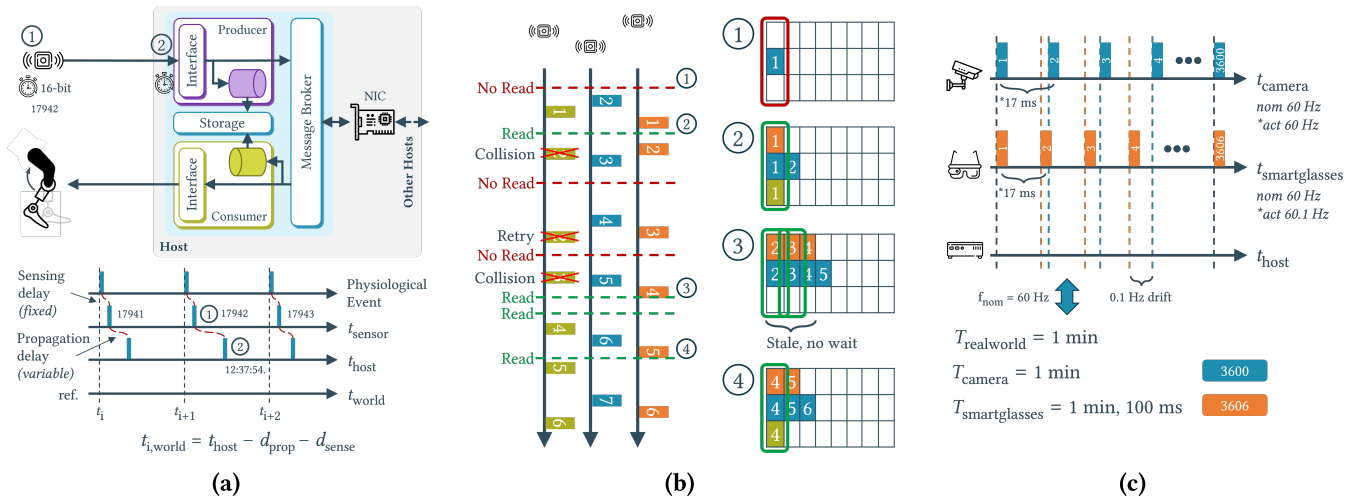


Figure 6: Flow path of a sensor sample through the system, stamped with the host’s time on arrival (a). Inter-alignment of asynchronously received correlated measurements of distinct IMUs, experiencing congestion in wireless communication (b). Desynchronization between a 60 Hz sensor with an actual sample rate of 60.1 Hz, over a minute window, and a sensor with a perfect 60.0 Hz onboard clock: the former produces 6 samples more each minute (100 milliseconds worth), making direct one-to-one pairing of samples increasingly incorrect overtime, unless data is timed w.r.t. host’s time (c).

computing context, HDF5 [24] stands out as the most widely used format across practitioners. For smoother integration into existing workflows, HERMES adopts the same efficient file format.

3.2.5 Synchronization of Modalities. To draw correct positive pairs across distributed modalities, the framework timestamps all data samples captured by a host, using its high-precision system clock, as soon as the samples from its locally connected sensors arrive at an interface, Fig. 6a. This time-of-arrival reduces sensor-to-host synchronization challenge to a simple propagation delay estimation to adjust the time-of-arrival, to extract true time-of-generation.

All distributed hosts in the sensing setup are kept in-sync by the local NTP/PTP time server. It maintains a common notion of time across the interconnected hosts using their sophisticated time-keeping functionality. Each locally connected sensor stream is principled to this trusted notion of time by its respective host using the time-of-arrival. Any drift between the stated and the actual sample rate of a sensor, due to mechanical oscillator differences, is mediated. It is not critical for synchronization of streams that sensors have integer sample rate with respect to a reference clock and each other, i.e. without any drift. It is crucial that regardless of the actual sample rate of the sensors, samples from different streams are related to a common reference time, to heuristically draw positive pairs by pairing closest samples across modalities.

3.2.6 Transmission Delay Realignment. Continuous realignment of streaming data is needed for two reasons. One, to couple samples from individual asynchronous sensors within the same modality that correspond to the same time instance - e.g. multiple wireless IMUs with an internal wireless continuous clock synchronization mechanism, asynchronously sending data to the host [60]. The synchronized devices transmit their respective measurements during each time window, in an overlapped fashion. Congestion on the

shared wireless medium has non-deterministic influence on the order and the delay of the asynchronously received packets. Even though individual samples were captured simultaneously by the coordinated sensors, they arrive to the host out-of-order, and must be realigned for reliable use. Two, to counteract the impact of the variable transmission or internal delay of a stream in the PULL strategy, prior to drawing positive pairs of samples across modalities for fusion.

Our system offers a buffered continuous alignment method with a tunable *stale* parameter for content-based alignment of case one, Fig. 6b, and with a relative offset into each stream to align modalities by the extracted true time-of-generation of case two. The *stale* parameter specifies the maximum tolerance to delays across intra-modality sensors. Once the specified value has been exceeded, the lagging sample is considered lost and the buffer yields incomplete data downstream. Tuning the parameter balances additional latency and tolerance to late arrivals. The relative offset is the periodically measured roundtrip time to the sensor for adjusting the time-of-arrival used to align modalities. It is provided per modality, is used to retrieve positive pairs of sample on each PULL, and is updated on each roundtrip time estimation.

In contrast to the fixed internal alignment across modalities (case two) of other frameworks [72], HERMES brokers data with the lowest latency possible in an event-driven way, and provides periodically measured roundtrip time along with each modality. Downstream data consuming nodes are expected to choose the desired alignment strategy to locally align the modalities and balance between added latency and precise alignment. Combined with Sec. 3.2.5, modalities can be reliably fused.

3.3 Evaluation

We followed the methodology of Sec. 3.1 to contextualize the use case of distributed multimodal sensing for realtime intelligent prosthesis control, Fig. 7. We used HERMES to reliably collect synchronized physiological data from 14 participants over hour-long experiments, and to characterize the selected hardware sensing setup in the natural environment to shape the design of a conceptual downstream AI model. The closed-loop PyTorch integration used an untrained TCN classifier [39] on raw sensed IMU data, to validate the core in-the-loop inference feature of the framework.

The selected use case emphasizes the complexity and the extent of heterogeneity in the real-world sensing and closed-loop AI-based control applications. It is a concrete real-world sample that other researchers can relate to and use to extrapolate to own scenarios. The setting displays how HERMES unifies the interaction in such applications and guides development of intelligent systems.

3.3.1 Hardware Specification. The use case targeted commercially available computing devices and sensors, Tab. 2. It consisted of an Axiomtek IPC962-525 edge server with an Intel Core i7-9700TE CPU, NVIDIA P4 GPU for video encoding, 32 GB of RAM, and 4-port Gigabit PoE NIC for 4x GigE 30fps 1440p Basler a2A2590 cameras. An Intel NUC minicomputer with an Intel Core i7-1360P CPU and 32 GB of RAM, used as a proof-of-concept wearable host. Consumer-grade WiFi 7 TP-Link Deco BE65 access points. An HP EliteBook 835 G11 laptop with an AMD Ryzen 7 PRO 8840U CPU and 16 GB of RAM. A Raspberry Pi 5 embedded prosthesis controller, with a quad-core Arm Cortex A76 CPU, WiFi, and 8 GB of RAM. The wearable, prosthesis, and laptop were connected wirelessly to the local 5GHz network. The edge server was wired to one of the access points, and acted as a local NTP clock reference that continuously synchronized other hosts within 2 – 3ms accuracy.

The wearable connected over USB-C to the Pupil Labs Core eye tracking and egocentric view smartglasses, and an IOverUSB tethered UDP connection to a smartphone receiving 100Hz wireless Moticon OpenGo pressure insoles data. It streamed both in realtime over UDP from the corresponding OEM app to the localhost: variable rate gaze, and 30fps egocentric vision from the Pupil Capture app, and the 100Hz insole data from the Moticon desktop app, respectively. A full-body 17-piece Xsens Awinda 60Hz inertial MoCap setup and an 8-piece lower-body Cometa Systems PicoLite 2kHz surface electromyography (sEMG) wearable setup were wirelessly connected to the corresponding OEM base station, both wired to the laptop. The IMU MoCap data was streamed in realtime into HERMES from the Xsens MVN Analyze app using the Network Streamer protocol [78] over UDP. The sEMG data, streamed in bursts of 200 measurements every 100ms, was directly accessed via our custom Python binding to the low-level OEM SDK. All network streams and SDKs provided realtime data, with varying internal latencies, from the heterogeneous distributed sensing setup to the device interface layer of HERMES at each corresponding host.

The embedded prosthesis controller operated embedded Linux, the rest of the hosts - Windows, to be compatible with the Windows-only OEM sensor interface software. Hosts ran HERMES framework inside a Python 3.13 environment with FFmpeg 7.1.1, 30-second storage flush period on the wearable, prosthesis and laptop, and one-second period on the edge server.

Table 2: Memory and CPU utilization of HERMES (excl. OEM apps and OS), and total device usage in parentheses.

Device	Mem (GB)	CPU (%)	Modal	Rate (Hz)
<i>Edge server</i>	1.7 (7.6)	73 (100)		
Cameras			4	30
<i>Wearable</i>	0.6 (11.3)	17 (68)		
Ego vision			1	30
Gaze			4	120
Insoles			1	100
<i>Laptop</i>	0.3 (7.9)	5 (16)		
IMU MoCap			6	60
sEMG			1	2000
<i>Prosthesis</i>	0.6 (0.9)	28 (41)		
Telemetry			1	10

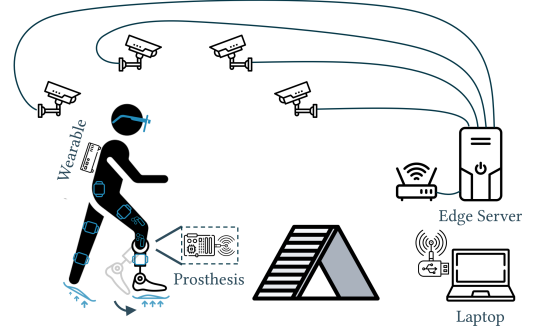


Figure 7: Usecase of closed-loop prosthesis control from wearable and externally captured data via AI-based intent prediction on the wearable single-board computer.

3.3.2 Performance Results. We conducted two key measurements of the overall system. One, benchtop throughput and latency of HERMES on the selected hosts, Fig. 8(a-b) - to determine system performance and suitability of the computing hardware for the use case. Two, characterization of the sensed physiological signals in the natural environment, Fig. 8(c-d), and complete system resource usage, Tab. 2 (column 2-3). It facilitated the analysis of the nature of the real-world signals for shaping AI model design requirements, and offered processing headroom insights, respectively.

Performance evaluation showed consistent throughput scaling in sample rate up to 2kHz for fixed 1kB messages, Fig. 8a and scaling with message size at a fixed 100Hz rate below 200kB, Fig. 8b. The 2kHz cut-off is motivated by the inability of the test signal generation loop to produce large signals at such high rates. Real-world characterization, Tab. 2 (column 2-3), sustained the four high-resolution videos at the edge server, saturating its resources: encoding consumed 14% of CPU per video stream, the remaining 17% - by our framework. Majority of the CPU resources on the wearable were consumed by the smartglasses OEM interfacing app at 48%. The prosthesis and laptop hosts with low-level networking and SDK integrations at the interface layer, and without video processing, retained a high headroom for additional processing. Figure. 8(c-d)

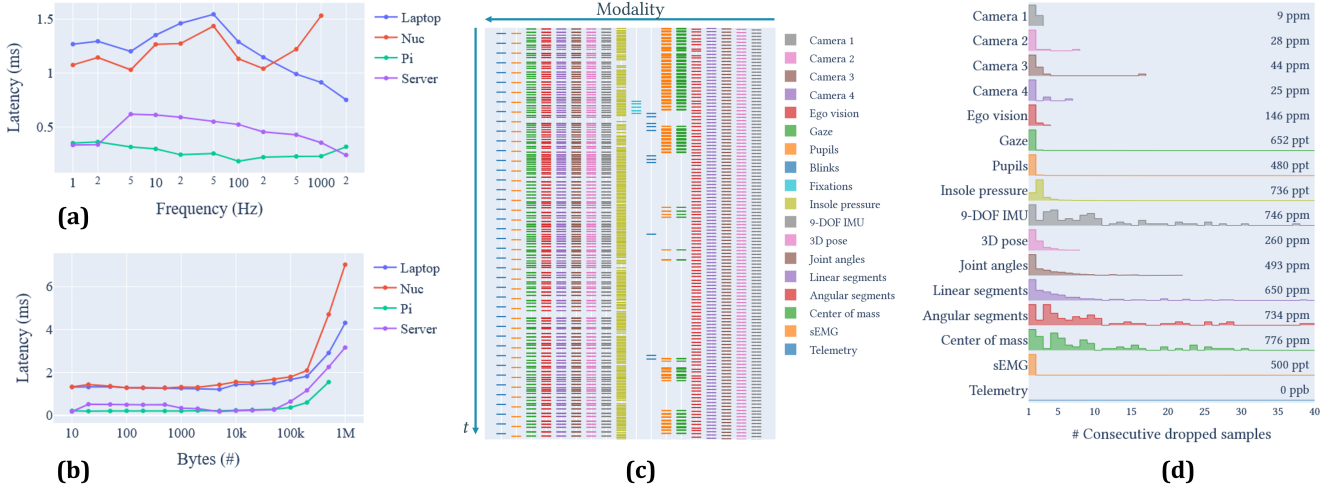


Figure 8: Overall system performance overview on the intelligent prosthesis use case of Fig. 7. Latency w.r.t. the message size (a) and w.r.t. the sample rate (b). Overview of constant rate lossy, and event-driven modalities (c). Distribution of the missingness durations across modalities in part per notation, recorded for 14 subjects over 0.7 ± 0.1 hour windows each (d).

offered an outlook on the real-world missingness of each modality that the downstream AI must be robust to.

The validation of the closed-loop AI inference functionality alongside sensing, in the prosthesis use case, showed a 4ms average and 2 – 5ms peak-to-peak processing latency with the non-optimized 32-bit floating point TCN model, contributing 12% of CPU usage.

3.3.3 Case Study Insight. System profiling in Sec. 3.3.2 contextualized the constraints and the nature of the signals for the edge AI algorithm development. It reproduced the observation of the natural missingness in the multimodal physiological data of Xu, et al. [79], with a spread in reliability across modalities. Regardless of the inference strategy of Sec. 3.1.2, the designed model must be robust to prolong missingness in the less reliable modalities (insoles), and to the unstructured missingness of $P(X_i) = p_i$, $\mathcal{P} = \{p_i \in [0, 1], 1 \leq i \leq N\}$, where N and p_i the number of modalities and the rate of the corresponding modality’s missingness.

Assuming a domain-informed movement intent forecasting horizon constraint of 290ms [47] for effective prosthesis actuation, the profiled 45ms total delay of the pilot setup and the 3ms message transmission delay to the prosthesis, the absolute maximum time budget for a task transition to be detected by the AI algorithm before a key event occurs [73] is 242ms. Following Sec. 3.1, three balancing flows become available in the following order, Fig. 9. One, a balance between latency of the selected model, hence model size, and its forecasting time horizon. Two, the PUSH or PULL inference strategy of Sec. 3.1.2, impacting the time budget between consecutive inferences. Three, the size of overlap over the multi-variate time-series data, that retains AI model architecture and expands the inference time budget at the expense of sparser predictions. Using these constraints, a potential AI model is parametrized, instantiated, and tested within the same sensing setup to estimate the new resource utilization, prior to model training and validation.

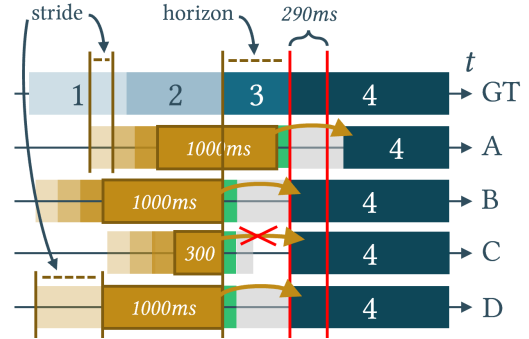


Figure 9: Context guided AI model design flow for time-limited detection of actions 1-4 (GT), over overlapping windows of data (brown) with total internal sensing delay (green) and processing latency (gray). Initial detection model with no forecasting (A). Model with sufficient forecasting but latency larger than sample period (B). Realtime model with insufficient forecasting (C). Fitting model with larger stride and sparse predictions (D).

4 Discussion

The low CPU and memory footprint of the framework, Tab. 2 (column 2-3), stable steady-state memory profile, and scaling performance, Fig. 8(a-b), confirm that our framework was implemented in a highly efficient parallelized way to handle large volume of physiological wearable and external data. Decreasing latency with higher sample rates in Fig. 8a is explained by the internal optimizations of ZeroMQ [32] that batches transactions for better and more responsive performance. The footprint of our framework on the embedded prosthesis host contributed 3% of the total CPU and 100MB of memory usage, with the remainder consumed by the control algorithms, illustrating the framework’s resource efficiency.

Measure of missingness in the target environment, Fig. 8(c-d), provides insight on the distribution of durations of naturally missing data events: left - random single lost samples, right - prolong disconnection events. The narrower the distribution, the higher the number of the corresponding events. The wider the tail, the higher is the spread of the missingness durations and hence the less reliable the modality. The parts per notation on each modality, Fig. 8d, shows the ratio of overall missing samples to complement the insight on duration of the events. The figure shows a high data reliability across modalities, each marked with the percentage of time a sample was missing. Except for pressure insoles that had prolong rare disconnection periods of $\sim 3min$, and of $\sim 2 - 3s$ for sEMG, other wearable and external modalities had random short missingness events not exceeding 40 consecutive samples, and 0 missingness for telemetry data generated onboard the prosthesis. Event-driven modalities, like the detected fixations and blinks, do not have an inherent missingness, but are asynchronous in nature. Pupil detection and gaze information are derivatives of the 120Hz eye facing cameras, detection algorithm, and human eye movement. Both are displayed as constant rate modalities on Fig. 8d, but are in fact asynchronous event-based modalities as illustrated by Fig. 8c.

OEM sensor interface apps consume a large portion of system resources, followed by video encoding, exceeding the footprint of the framework itself. Overall system performance is tightly coupled to the underlying hardware, making it challenging to determine hardware suitability upfront. Characterization of a complete setup in the target environment is more reliable and displays the computational intensity of the in-the-loop AI processing component that can fit in the application, pointing at a hardware upgrade or a processing algorithm downgrade requirement. Replacing the outdated edge server CPU with a modern Intel Core i7-14700T alternative after observations from the sample use case, facilitates realtime video encoding of the high-resolution videos with 0 missingness on the CPU alone, and reduces CPU usage to 46%.

Our "no captured data lost" policy guarantees that no samples captured by the host are dropped due to slow consumption, operating system scheduling, or frameworks internal processing. This may result in memory overflow if the selected hardware is unsuitable, if the user's custom node logic improperly manages the data, or if downstream AI algorithm has higher latency than the data sample rate. This can be addressed by fixing the maximum size of the Stream datastructure: it will prevent memory overflow, but at the cost of lost samples if the computing hardware is slow or the AI model is too computationally intensive.

Applying our proposed methodology and framework on the example intent prediction use case, uncovered real-world constraints for the downstream edge AI model selection. The real-world evaluation of the holistic system highlighted what sensing delay, modality missingness, an application must naturally tolerate and what headroom remains for processing. The insights provided actionable guidelines toward the design and verification flow of an effective realtime closed-loop system. Validation of the closed-loop processing capability of the present framework with the streamable TCN classifier is orthogonal to the methodology and was used solely to illustrate the framework's claimed core functionality.

The combination of the low-latency transport, optimized datastructures, and efficient processing, streamlined in-the-loop AI inference, allows HERMES to fill the unaddressed gaps in the domain by other SoA frameworks. It satisfies the needs of researchers in the intelligent physiological applications for high-quality data collection and closed-loop realtime edge AI interventions.

5 Limitations and Future Work

The system is not medically certified and doing so falls outside of the scope. It is not feasible to certify the framework for the exhaustive list of current and future commercial and custom sensors, actuators, and AI models. Some edge AI use cases target standalone extreme embedded devices - microcontrollers, that do not directly support high-level programming languages and networking libraries. Integrating support for microcontrollers in future works will bring the present methodology into prolong daily-use low-power wearables.

The current implementation assumes a semi-controlled experiment, where all distributed hosts are launched individually, and terminated centrally at a coordinator host. Cameras may overheat, OEM sensor interfacing software may crash, local network may be down. The always-on free-living systems for at-home monitoring or for daily outdoor use require a fault-tolerant design, where any host can drop out and rejoin dynamically without a centralized coordinator. Future extension of the framework with dynamic discoverability of free-running hosts will enable resilient always-on systems for long-term longitudinal studies in the wild.

Use case specific tightness of required inter-modality synchronization remains an open question. Empirical evidence of the impact of different temporal misalignment in replayed real-world acquired data will present insights of the extent of inter-modality synchronization to which the requirements can be relaxed while preserving acceptable edge AI performance.

6 Conclusion

We proposed a unified methodology for tackling continuous realtime multimodal sensing and AI inference edge systems for the real-world, and an open-source framework that embodies it. We demonstrated on a pilot use case that a holistic system-level approach complemented by HERMES contextualizes the requirements in this multifaceted challenge, shapes practical constraints, and guides the user around them toward a suitable closed-loop AI inference model. We validated our framework on a relevant pilot use case to show its high-throughput low-latency capacity. We opened it to the research community to lower the implementation barriers and to accelerate the translation of research efforts of the field into real-world edge AI healthcare applications. We demonstrated how following the proposed methodology creates an abstraction from the technical challenges and enables the development of novel closed-loop intelligent applications. We acknowledged the current limitations of the proposed framework and a practical path forward to addressing it in future works. The work is far from the universal standardization of continuous realtime distributed multimodal edge AI, but is a practical publicly available attempt to converge to one. All sourcecode is made openly available for reuse and reproduction.

Acknowledgments

This study was funded, in part, by the AidWear project funded by the Federal Public Service for Policy and Support, the AID-FOG project by the Michael J. Fox Foundation for Parkinson's Research under Grant No.: MJFF-024628, the strategic basic research project RevalExo (S001024N) funded by the Research Foundation Flanders, and the Flemish Government under the Flanders AI Research Program (FAIR).

References

- [1] Julián N. Acosta, Guido J. Falcone, Pranav Rajpurkar, and Eric J. Topol. 2022. Multimodal Biomedical AI. *Nature Medicine* 28, 9 (2022), 1773–1784. doi:10.1038/s41591-022-01981-2
- [2] Yash Akhauri and Mohamed Abdelfattah. 2024. On Latency Predictors for Neural Architecture Search. In *Proceedings of the 5th Machine Learning and Systems Conference (MLSys '24, Vol. 6)*. 512–523.
- [3] Abdulrahman Saleh Al-Batati, Anis Koubaa, and Mohamed Abdelkader. 2024. *ROS 2 in a Nutshell: A Survey*. doi:10.20944/preprints202410.1204.v2
- [4] Abdul Fatir Ansari, Oleksandr Shchur, Jaris Kücken, Andreas Auer, Boran Han, Pedro Mercado, Syama Sundar Rangapuram, Huibin Shen, Lorenzo Stella, Xiyuan Zhang, Mononito Goswami, Shubham Kapoor, Danielle C. Maddix, Pablo Guerron, Tony Hu, Junming Yin, Nick Erickson, Prateek Mutalik Desai, Hao Wang, Huzefa Rangwala, George Karypis, Yuyang Wang, and Michael Bohlke-Schneider. 2025. *Chronos-2: From Univariate to Universal Forecasting*. arXiv:2510.15821 [cs.LG] doi:10.48550/arXiv.2510.15821
- [5] H. Ceren Ates, Peter Q. Nguyen, Laura Gonzalez-Macia, Eden Morales-Narváez, Firat Güder, James J. Collins, and Can Dincer. 2022. End-To-End Design of Wearable Sensors. *Nature Reviews Materials* 7, 11 (2022), 887–907. doi:10.1038/s41578-022-00460-x
- [6] NATS Authors. 2025. *NATS: Connective Technology for Adaptive Edge & Distributed Systems*. Cloud Native Computing Foundation, [Online]. <https://nats.io/>
- [7] Kaiwalya Belsare, Antonio Cuadros Rodriguez, Pablo Garrido Sánchez, Juanjo Hierro, Tomasz Kolcon, Ralph Lange, Ingo Lütkebohle, Alexandre Malki, Jaime Martín Losa, Francisco Melendez, Maria Merlan Rodriguez, Arne Nordmann, Jan Staschulat, and Julian von Mendel. 2023. *Micro-ROS*. Springer International Publishing, Cham, Switzerland, 3–55. doi:10.1007/978-3-031-09062-2_2
- [8] Tobias Blass, Arne Hamann, Ralph Lange, Dirk Ziegenbein, and Björn B. Brandenburg. 2021. Automatic Latency Management for ROS 2: Benefits, Challenges, and Open Problems. In *Proceedings of the 27th Real-Time and Embedded Technology and Applications Symposium (Nashville, TN, USA) (RTAS '21)*. IEEE, 264–277. doi:10.1109/RTAS52030.2021.00029
- [9] Sarah Blum, Daniel Hölle, Martin Georg Bleichner, and Stefan Debener. 2021. Pocketable Labs for Everyone: Synchronized Multi-Sensor Data Streaming and Recording on Smartphones with the Lab Streaming Layer. *Sensors* 21, 23 (2021), 8135. doi:10.3390/s21238135
- [10] Vincent Bode, David Buettner, Tobias Preclik, Carsten Trinitis, and Martin Schulz. 2023. Systematic Analysis of DDS Implementations. In *Proceedings of the 24th International Middleware Conference (Bologna, Italy) (Middleware '23)*. Association for Computing Machinery, New York, NY, USA, 234–246. doi:10.1145/3590140.3629118
- [11] Oliver Bringmann, Wolfgang Ecker, Ingo Feldner, Adrian Frischknecht, Christoph Gerum, Timo Hämäläinen, Muhammad Abdullah Hanif, Michael J. Klaiber, Daniel Mueller-Gritschneider, Paul Palomero Bernardo, Sebastian Prebeck, and Muhammad Shafique. 2021. Automated HW/SW Co-Design for Edge AI: State, Challenges and Steps Ahead. In *Proceedings of the 2021 International Conference on Hardware/Software Codesign and System Synthesis (Virtual Event) (CODES/ISSS '21)*. Association for Computing Machinery, New York, NY, USA, 11–20. doi:10.1145/3478684.3479261
- [12] Alix Chadwell, Laura Diment, M. Micó-Amigo, Dafne Z. Morgado Ramírez, Alex Dickinson, Malcolm Granat, Laurence Kenney, Sisary Kheng, Mohammad Sobuh, Robert Ssekitoileko, et al. 2020. Technology for Monitoring Everyday Prosthesis Use: A Systematic Review. *Journal of neuroengineering and rehabilitation* 17 (2020), 1–26. doi:10.1186/s12984-020-00711-4
- [13] Jonas Chromik, Kristina Kirsten, Arne Herdick, Arpita Mallikarjuna Kappatanavar, and Bert Arnrich. 2022. SensorHub: Multimodal Sensing in Real-Life Enables Home-Based Studies. *Sensors* 22, 1 (2022), 408. doi:10.3390/s22010408
- [14] Reinhard Claeys, Elissa Embrechts, Aikaterini Bourazeri, Ruben Debeuf, Mahyar Firouzi, Matthias Eggemont, Siddhartha Lietaen, Benjamin Filtjens, Tom Verstraten, Eva Swinnen, and et al. 2025. Understanding the Perspectives of Older Adults and Physiotherapists on Home-Based Lower-Limb Exoskeletons. *Wearable Technologies* 6 (2025), e31. doi:10.1017/wtc.2025.10015
- [15] Paulius Daubaris, Simo Linkola, Anna Kantosalo, and Niko Makitalo. 2023. Getting Started with ROS2 Development: A Case Study of Software Development Challenges. In *Proceedings of the 5th International Workshop on Robotics Software Engineering (Melbourne, Australia) (RoSE '23)*. IEEE/ACM, 37–44. doi:10.1109/RoSE59155.2023.00011
- [16] Joseph DelPreto, Chao Liu, Yiyue Luo, Michael Foshey, Yunzhu Li, Antonio Torralba, Wojciech Matusik, and Daniela Rus. 2022. ActionSense: A Multimodal Dataset and Recording Framework for Human Activities Using Wearable Sensors in a Kitchen Environment. In *Proceedings of the 36th International Conference on Neural Information Processing Systems (New Orleans, LA, USA) (NIPS '22, Vol. 35)*. Curran Associates, Inc., Red Hook, NY, USA, 13800–13813. doi:10.5555/3600270.3601273
- [17] FFmpeg Developers. 2025. *FFmpeg: A complete, Cross-Platform Solution to Record, Convert and Stream Audio and Video*. FFmpeg Open-source Community, [Online]. <https://ffmpeg.org/>
- [18] Cheng Ding, Chenwei Wu, Zhaoliang Chen, and Jianyuan Ni. 2024. *A Survey of LLMs on Biosignal Applications*. TechRxiv:173155915.55479649 doi:10.36227/techrxiv.173155915.55479649
- [19] Giovanni Diraco, Gabriele Rescio, Pietro Siciliano, and Alessandro Leone. 2023. Review on Human Action Recognition in Smart Living: Sensing Technology, Multimodality, Real-Time Processing, Interoperability, and Resource-Constrained Processing. *Sensors* 23, 11 (2023), 5281. doi:10.3390/s23115281
- [20] Franz Ebner. 2014. *Why Doesn't the JVM Use More Heap Memory*. Retrieved Sep 13, 2025 from <https://stackoverflow.com/questions/24137280/why-doesnt-the-jvm-use-more-heap-memory>
- [21] Ilias El Makrini, Tom Turcksin, Taner Incirci, Elias Thiery, Stijn Kindt, Rossana Lovecchio, Hoang-Long Cao, Menthly Denayer, Erard Lamine, Stijn Huysentruyt, Tom Verstraten, and Bram Vanderborght. 2025. PhysioSense: An Open-Source Multi-Modal Monitoring Framework for Human Movement and Behavior Analysis. *IEEE Robotics & Automation Magazine* (2025). doi:10.1109/MRA.2025.3577169
- [22] Chance Elliott, Vipin Vijayakumar, Wesley Zink, and Richard Hansen. 2007. National Instruments LabVIEW: A Programming Environment for Laboratory Automation and Measurement. *Journal of the Association for Laboratory Automation* 12, 1 (2007), 17–24. doi:10.1016/j.jala.2006.07.012 Special Issue: Programming Languages and Automation.
- [23] Emilio Ferrara. 2024. Large Language Models for Wearable Sensor-Based Human Activity Recognition, Health Monitoring, and Behavioral Modeling: A Survey of Early Trends, Datasets, and Challenges. *Sensors* 24, 15 (2024), 5045. doi:10.3390/s24155045
- [24] Mike Folk, Gerd Heber, Quincey Koziol, Elena Pourmal, and Dana Robinson. 2011. An Overview of the HDF5 Technology Suite and Its Applications. In *Proceedings of the EDBT/ICDT 2011 Workshop on Array Databases (Uppsala, Sweden) (AD '11)*. Association for Computing Machinery, New York, NY, USA, 36–47. doi:10.1145/1966895.1966900
- [25] Guo Fu, Yanfeng Zhang, and Ge Yu. 2021. A Fair Comparison of Message Queuing Systems. *IEEE Access* 9 (2021), 421–432. doi:10.1109/ACCESS.2020.3046503
- [26] Jianhua Gao, Zeming Liu, Yizhuo Wang, and Weixing Ji. 2025. RaNAS: Resource-Aware Neural Architecture Search for Edge Computing. *ACM Transactions on Architecture and Code Optimization* 22, 1, Article 18 (March 2025), 18 pages. doi:10.1145/3703353
- [27] Manoj K. Garg, Duk-Jin Kim, Deepak S. Turaga, and Balakrishnan Prabhakaran. 2010. Multimodal Analysis of Body Sensor Network Data Streams for Real-Time Healthcare. In *Proceedings of the International Conference on Multimedia Information Retrieval (Philadelphia, Pennsylvania, USA) (MIR '10)*. Association for Computing Machinery, New York, NY, USA, 469–478. doi:10.1145/1743384.1743467
- [28] Sukhpal Singh Gill, Muhammed Golec, Jianmin Hu, Minxian Xu, Junhui Du, Huaming Wu, Guneet Kaur Walia, Subramaniam Subramanian Murugesan, Babar Ali, Mohit Kumar, et al. 2025. Edge AI: A Taxonomy, Systematic Review and Future Directions. *Cluster Computing* 28, 1 (2025), 18. doi:10.1007/s10586-024-04686-y
- [29] David Greaves and Martin Kleppmann. 2021. Concurrent and Distributed Systems. Lecture Series. Presentation at University of Cambridge. <https://www.cl.cam.ac.uk/teaching/2122/ConcDisSys>
- [30] Xiao Gu, Yuxuan Shu, Jinpei Han, Yuxuan Liu, Zhangdaihong Liu, James Anibal, Veer Sangha, Edward Phillips, Bradley Segal, Yuxuan Liu, Hang Yuan, Fenglin Liu, Kim Branson, Patrick Schwab, Danielle Belgrave, Lei Clifton, Dimitris Spathis, Vasileios Lamos, Aldo Faisal, and David A Clifton. 2025. *Foundation Models for Biosignals: A Survey*. doi:10.36227/techrxiv.175606236.62808131/v1
- [31] Sorous Heydari and Qusay H Mahmoud. 2025. Tiny Machine Learning and On-Device Inference: A Survey of Applications, Challenges, and Future Directions. *Sensors* 25, 10 (2025), 3191. doi:10.3390/s25103191
- [32] Pieter Hintjens. 2013. *ZeroMQ: Messaging for Many Applications*. O'Reilly Media, Inc.
- [33] Fred Hohman, Mary Beth Kery, Donghao Ren, and Dominik Moritz. 2024. Model Compression in Practice: Lessons Learned from Practitioners Creating On-device Machine Learning Experiences. In *Proceedings of the 2024 CHI Conference on Human Factors in Computing Systems (Honolulu, HI, USA) (CHI '24)*. Association for Computing Machinery, New York, NY, USA, 645. doi:10.1145/3613904.3642109

- [34] Fabian Just, Chiara Ghinami, Jan Zbinden, and Max Ortiz-Catalan. 2024. Deployment of Machine Learning Algorithms on Resource-Constrained Hardware Platforms for Prosthetics. *IEEE Access* 12 (2024), 40439–40449. doi:10.1109/ACCESS.2024.3371251
- [35] Zhuangwei Kang, Robert Canady, Abhishek Dubey, Aniruddha Gokhale, Shashank Shekhar, and Matous Sedlacek. 2021. A Study of Publish/Subscribe Middleware Under Different IoT Traffic Conditions. In *Proceedings of the International Workshop on Middleware and Applications for the Internet of Things* (Delft, Netherlands) (*M4IoT '20*). Association for Computing Machinery, New York, NY, USA, 7–12. doi:10.1145/3429881.3430109
- [36] Matthias Klumpp, Lee Embray, Filippo Heimbürg, Ana Luiza Alves Dias, Justus Simon, Alexander Groh, Andreas Draguhn, and Martin Both. 2025. Syntalos: A Software for Precise Synchronization of Simultaneous Multi-Modal Data Acquisition and Closed-Loop Interventions. *Nature Communications* 16, 1 (2025), 708. doi:10.1038/s41467-025-56081-9
- [37] Agata Kolałowska, Bogdan Wiszniewski, and Jerzy Dembski. 2025. Hierarchical Alignment of Multiple Time Series With Missing Timestamps. In *Proceedings of the 23rd ACM Conference on Embedded Networked Sensor Systems* (Irvine, CA, USA) (*SenSys '25*). Association for Computing Machinery, New York, NY, USA, 616–617. doi:10.1145/3715014.3724035
- [38] Christian Kothe, Seyed Yahya Shirazi, Tristan Stenner, David Medine, Chadwick Boulay, Matthew I. Grivich, Tim Mullen, Arnaud Delorme, and Scott Makeig. 2024. *The Lab Streaming Layer for Synchronized Multimodal Recording*. bioRxiv:2024.02.13.580071 doi:10.1101/2024.02.13.580071
- [39] Paul Krug. 2024. *PyTorch-TCN: Streamable (Real-Time) Temporal Convolutional Networks in PyTorch*. Retrieved September 5, 2025 from <https://github.com/paul-krug/pytorch-tcn>
- [40] Lorenzo La Corte, Syed Aftab Rashid, and Andrei-Marian Dan. 2025. *Performance Evaluation of Brokerless Messaging Libraries*. arXiv:2508.07934 [cs.DC] doi:10.48550/arXiv.2508.07934
- [41] Patrick Langer, Stephan Altmüller, Elgar Fleisch, and Filipe Barata. 2024. CLaID: Closing the Loop on AI & Data Collection - A Cross-Platform Transparent Computing Middleware Framework for Smart Edge-Cloud and Digital Biomarker Applications. *Future Generation Computer Systems* 159 (2024), 505–521. doi:10.1016/j.future.2024.05.026
- [42] Patrick Langer, Thomas Kaar, Max Rosenblatt, Maxwell A. Xu, Winnie Chow, Martin Maritsch, Aradhana Verma, Brian Han, Daniel Seung Kim, Henry Chubb, Scott Ceresnak, Aydin Zahedivash, Alexander Tarlochan Singh Sandhu, Fatima Rodriguez, Daniel McDuff, Elgar Fleisch, Oliver Aalami, Filipe Barata, and Paul Schmiedmayer. 2025. *OpenTSLM: Time-Series Language Models for Reasoning over Multivariate Medical Text- and Time-Series Data*. arXiv:2510.02410 [cs.LG] doi:10.48550/arXiv.2510.02410
- [43] Hongyun Lee. 2025. *Faster Than ROS: Lightweight Tools to Test Cool Robotics Ideas in Minutes*. Retrieved July 30, 2025 from <https://www.youtube.com/watch?v=F3Fic12u0A>
- [44] Philipp Lepold, Tobias Röddiger, and Michael Beigl. 2025. *HARNode: A Time-Synchronised, Open-Source, Multi-Device, Wearable System for Ad Hoc Field Studies*. arXiv:2506.03219 [cs.NI] doi:10.48550/arXiv.2506.03219
- [45] Songtao Li and Hao Tang. 2024. *Multimodal Alignment and Fusion: A Survey*. arXiv:2411.17040 [cs.CV] doi:10.48550/arXiv.2411.17040
- [46] Lingni Ma, Yuting Ye, Fangzhou Hong, Vladimir Guзов, Yifeng Jiang, Rowan Postyni, Luis Pesqueira, Alexander Gamino, Vijay Baiyya, Hyo Jin Kim, et al. 2024. Nymeria: A Massive Collection of Multimodal Egocentric Daily Motion in the Wild. In *Proceedings of the European Conference on Computer Vision* (Milan, Italy) (*ECCV '24*). Springer-Verlag, Berlin, Heidelberg, 445–465. doi:10.1007/978-3-031-72691-0_25
- [47] Xunju Ma, Yali Liu, Xiaohui Zhang, Lorenzo Masia, and Qiuzhi Song. 2025. Real-Time Continuous Locomotion Mode Recognition and Transition Prediction for Human With Lower Limb Exoskeleton. *IEEE Journal of Biomedical and Health Informatics* 29, 2 (2025), 1074–1086. doi:10.1109/JBHI.2024.3462826
- [48] Steven Macenski, Tully Foote, Brian Gerkey, Chris Lalancette, and William Woodall. 2022. Robot Operating System 2: Design, Architecture, and Uses in the Wild. *Science Robotics* 7, 66 (2022), eabm6074. doi:10.1126/scirobotics.abm6074
- [49] Kuldeep Mahato, Tamoghna Saha, Shichao Ding, Samar S. Sandhu, An-Yi Chang, and Joseph Wang. 2024. Hybrid Multimodal Wearable Sensors for Comprehensive Health Monitoring. *Nature Electronics* 7, 9 (2024), 735–750. doi:10.1038/s41928-024-01247-4
- [50] Martina Mancini, J. Lucas McKay, Helena Cockx, Nicholas D'Cruz, Christine D. Esper, Benjamin Filtjens, Benedetta Heimler, Colum D. MacKinnon, Luca Palmerini, Melvyn Roerdink, William R. Young, Jeffrey M. Hausdorff, and ICFOG Investigators. 2025. Technology for Measuring Freezing of Gait: Current State of the Art and Recommendations. *Journal of Parkinson's Disease* 15, 1 (2025), 19–40. doi:10.1177/1877718X241301065
- [51] Guren Matsumura, Satoko Honda, Takamasa Kikuchi, Yuuki Mizuno, Hyuga Hara, Yoshiki Kondo, Haruki Nakamura, Shin Watanabe, Kiyoshi Hayakawa, Kohei Nakajima, et al. 2025. Real-Time Personal Healthcare Data Analysis Using Edge Computing for Multimodal Wearable Sensors. *Device* 3, 2 (2025). doi:10.1016/j.device.2024.100597
- [52] Ali Moin, Andy Zhou, Abbas Rahimi, Alisha Menon, Simone Benatti, George Alexandrov, Senam Tamakloe, Jonathan Ting, Natasha Yamamoto, Yasser Khan, et al. 2021. A Wearable Biosensing System With In-Sensor Adaptive Machine Learning for Hand Gesture Recognition. *Nature Electronics* 4, 1 (2021), 54–63. doi:10.1038/s41928-020-00510-8
- [53] Girish Narayanswamy, Xin Liu, Kumar Ayush, Yuzhe Yang, Xuhai Xu, Shun Liao, Jake Garrison, Shyam Tailor, Jake Sunshine, Yun Liu, et al. 2024. *Scaling Wearable Foundation Models*. arXiv:2410.13638 [cs.LG] doi:10.48550/arXiv.2410.13638
- [54] Jonathan P. Newman, Jie Zhang, Aaron Cuevas-López, Nicholas J. Miller, Takato Honda, Marie-Sophie H. van der Goes, Alexandra H. Leighton, Filipe Carvalho, Gonçalo Lopes, Anna Lakunina, et al. 2025. ONIX: A Unified Open-Source Platform for Multimodal Neural Recording and Perturbation During Naturalistic Behavior. *Nature Methods* 22, 1 (2025), 187–192. doi:10.1038/s41592-024-02521-1
- [55] Jianyuan Ni, Hao Tang, Syed Tousif Haque, Yan Yan, and Anne H. H. Ngu. 2024. *A Survey on Multimodal Wearable Sensor-based Human Action Recognition*. arXiv:2404.15349 [eess.SP] doi:10.48550/arXiv.2404.15349
- [56] OMG. 2015. *Data Distribution Service (DDS), Version 1.4*. Specification. Object Management Group, Needham, MA, USA. Retrieved July 28, 2025 from <https://www.omg.org/spec/DDS/1.4>
- [57] Bengie L. Ortiz, Vibhuti Gupta, Rajnish Kumar, Aditya Jalin, Xiao Cao, Charles Ziegenbein, Ashutosh Singhal, Muneesh Tewari, and Sung Won Choi. 2024. Data Preprocessing Techniques for AI and Machine Learning Readiness: Scoping Review of Wearable Sensor Data in Cancer Care. *JMIR mHealth and uHealth* 12, 1 (2024), e59587. doi:10.2196/59587
- [58] Nawadita Parajuli, Neethu Sreenivasan, Paolo Bifulco, Mario Cesarelli, Sergio Savino, Vincenzo Niola, Daniele Esposito, Tara J. Hamilton, Ganesh R. Naik, Upul Gunawardana, and Gaetano D. Gargiulo. 2019. Real-Time EMG Based Pattern Recognition Control for Hand Prostheses: A Review on Existing Methods, Challenges and Future Implementation. *Sensors* 19, 20 (2019), 4596. doi:10.3390/s19204596
- [59] Wei Ping, Qihang Sun, Qi Wang, Fazlullah Khan, Ryan Alturki, Bandar Alshawi, and Ni Zhang. 2025. Dynamic Multimodal Fusion for Real-Time Lung Cancer Diagnostics in IoMT-Enabled Healthcare. *IEEE Internet of Things Journal* (2025), 1–1. doi:10.1109/JIOT.2025.3576482
- [60] Elisabetta Ribera d'Alcalá, Joris A. Voerman, Jason M. Konrath, and Arun Vydhyanathan. 2021. *Xsens DOT Wearable Sensor Platform*. White Paper. Movella Inc., El Segundo, CA, USA. Retrieved November 1, 2025 from <https://www.movella.com/hubs/Downloads/Whitepapers/Xsens%20DOT%20WhitePaper.pdf>
- [61] Tobias Röddiger, Michael Küttner, Philipp Lepold, Tobias King, Dennis Moschina, Oliver Bagge, Joseph A. Paradiso, Christopher Clarke, and Michael Beigl. 2025. OpenEarable 2.0: Open-Source Earphone Platform for Physiological Ear Sensing. *Proceedings of the ACM on Interactive Mobile Wearable Ubiquitous Technologies* 9, 1 (2025), 16. doi:10.1145/3712069
- [62] Gabrielle Strandquist, Tomasz Frączek, Tanner Dixon, Shravan Ravi, Raphael Bechtold, Daryl Lawrence, Alicia Zeng, Jack Gallant, Simon Little, and Jeffrey Herron. 2023. Bringing the Clinic Home: An At-Home Multi-Modal Data Collection Ecosystem to Support Adaptive Deep Brain Stimulation. *JoVE* 197 (2023), e65305. doi:10.3791/65305
- [63] Vivienne Sze, Madhukar Budagavi, and Gary J. Sullivan. 2014. High Efficiency Video Coding (HEVC). *Integrated Circuit and Systems, Algorithms and Architectures* 39 (2014), 40.
- [64] Movella Team. 2025. *Xsens Analyze 2025: Built for Breakthroughs*. Movella Inc., El Segundo, CA, USA. <https://www.movella.com/motion-capture/mvn-analyze>
- [65] Vicon Team. 2025. *Vicon: Award Winning Motion Capture Systems*. Vicon Motion Systems Ltd, Oxford, UK. <https://www.vicon.com/>
- [66] Patrick Trollmann. 2025. *Impact of Time Discrepancy on Machine Learning Models for Human Activity Recognition*. Bachelor's Thesis. Technische Universität Wien.
- [67] Oleksii Tsepa, Roman Burakov, Brokoslaw Laschowski, and Alex Mihailidis. 2023. Continuous Prediction of Leg Kinematics During Walking Using Inertial Sensors, Smart Glasses, and Embedded Computing. In *Proceedings of the 2023 IEEE International Conference on Robotics and Automation* (London, United Kingdom) (*ICRA '23*). IEEE, 10478–10482. doi:10.1109/ICRA48891.2023.10160419
- [68] Herman Van Der Kooij, Edwin H. F. Van Asseldonk, Massimo Sartori, Chiara Basla, Adrian Esser, and Robert Riener. 2025. AI in Therapeutic and Assistive Exoskeletons and Exosuits: Influences on Performance and Autonomy. *Science Robotics* 10, 104 (2025), eadt7329. doi:10.1126/scirobotics.adt7329
- [69] Maarten Van Steen and Andrew S. Tanenbaum. 2023. *Distributed Systems, 4th ed*. distributed-systems.net.
- [70] Daniel Vela, Andrew Sharp, Richard Zhang, Trang Nguyen, An Hoang, and Oleg S. Panykh. 2022. Temporal Quality Degradation in AI Models. *Scientific reports* 12, 1 (2022), 11654. doi:10.1038/s41598-022-15245-z
- [71] Mengxiao Wang, Zhiyuan Li, Yuanyuan Tian, Xiaoyang Wei, Yanrui Jin, and Chengliang Liu. 2025. BioCross: A Cross-Modal Framework for Unified Representation of Multi-Modal Biosignals With Heterogeneous Metadata Fusion. *Information Fusion* 123 (2025), 103302. doi:10.1016/j.inffus.2025.103302
- [72] Qile Wang, Qinqi Zhang, Weitong Sun, Chadwick Boulay, Kangsoo Kim, and Roghaye Leila Barmaki. 2023. A Scoping Review of the Use of Lab Streaming Layer Framework in Virtual and Augmented Reality Research. *Virtual Reality* 27,

- 3 (2023), 2195–2210. doi:10.1007/s10055-023-00799-8
- [73] Xiaoming Wang, Shaoping Bai, Linrong Li, Yuanhua Li, and Hongliu Yu. 2025. Enhancing Locomotion-Mode Recognition and Transition Prediction with (Bio)Mechanical Sensor Fusion for Intelligent Prosthetic Knees. *IEEE Journal of Biomedical and Health Informatics* (2025). doi:10.1109/JBHI.2025.3583319
- [74] Philip Wiese, Victor Kartsch, Marco Guermandi, and Luca Benini. 2025. A Multi-Modal IoT Node for Energy-Efficient Environmental Monitoring with Edge AI Processing. arXiv:2507.14165 [eess.SP] doi:10.48550/arXiv.2507.14165
- [75] Florian Wolling, David Kostolani, Patrick Trollmann, and Florian Michahelles. 2025. Impact of Time Discrepancies on Machine Learning Performance for Multi-Wearable Human Activity Recognition. In *Proceedings of the 2025 ACM International Symposium on Wearable Computers* (Espoo, Finland) (ISWC '25). Association for Computing Machinery, New York, NY, USA, 98–105. doi:10.1145/3715071.3750419
- [76] Bo Wu, Jerry Li, Ruoshen Mo, Justin Yue, Dinesh Bharadia, and Hang Qiu. 2025. Demo Abstract: Cooperative Multi-Modal Sensing. In *Proceedings of the 23rd ACM Conference on Embedded Networked Sensor Systems* (Irvine, CA, USA) (SenSys '25). Association for Computing Machinery, New York, NY, USA, 712–713. doi:10.1145/3715014.3724372
- [77] Fengmin Wu. 2024. Non-blocking Inference on Asynchronous Mobile Sensor Data With Affinity Control. In *Proceedings of the 22nd ACM Conference on Embedded Networked Sensor Systems* (Hangzhou, China) (SenSys '24). Association for Computing Machinery, New York, NY, USA, 928–929. doi:10.1145/3666025.3699672
- [78] Xsens 2020. *MVN Real-Time Network Streaming*. Protocol Specification. Xsens Technologies B.V., Enschede, The Netherlands. Retrieved November 1, 2025 from <https://movella.my.salesforce.com/sfc/p/#090000007xxr9/a/090000000S801/cPVPgJXbSD5Tfm8JyXWyyC.7wuSg56MLVWVKNVgSKJA>
- [79] Maxwell A Xu, Girish Narayanswamy, Kumar Ayush, Dimitris Spathis, Shun Liao, Shyam A Tailor, Ahmed Metwally, A Ali Heydari, Yuwei Zhang, Jake Garrison, et al. 2025. *LSM-2: Learning from Incomplete Wearable Sensor Data*. arXiv:2506.05321 [cs.LG] doi:10.48550/arXiv.2506.05321
- [80] Po-Kai Yang, Benjamin Filtjens, Pieter Ginis, Maaïke Goris, Alice Nieuwboer, Moran Gilat, Peter Slaets, and Bart Vanrumste. 2024. Freezing of Gait Assessment With Inertial Measurement Units and Deep Learning: Effect of Tasks, Medication States, and Stops. *Journal of NeuroEngineering and Rehabilitation* 21, 1 (2024), 24. doi:10.1186/s12984-024-01320-1
- [81] Po-Kai Yang, Benjamin Filtjens, Pieter Ginis, Maaïke Goris, Alice Nieuwboer, Moran Gilat, Peter Slaets, and Bart Vanrumste. 2025. Multimodal Freezing of Gait Detection: Analyzing the Benefits and Limitations of Physiological Data. *IEEE Transactions on Neural Systems and Rehabilitation Engineering* 33 (2025), 956–965. doi:10.1109/TNSRE.2025.3545110
- [82] Maxim Yudayev, Benjamin Filtjens, and Josep Balasch. 2024. RT-ST-GCN: Enabling Realtime Continual Inference at the Edge. In *Proceedings of the 34th IEEE International Workshop on Machine Learning for Signal Processing* (London, United Kingdom) (MLSP '24). IEEE, 1–6. doi:10.1109/MLSP58920.2024.10734754
- [83] Yuwei Zhang, Kumar Ayush, Siyuan Qiao, A Ali Heydari, Girish Narayanswamy, Maxwell A Xu, Ahmed A Metwally, Shawn Xu, Jake Garrison, Xuhai Xu, et al. 2025. *SensorLM: Learning the Language of Wearable Sensors*. arXiv:2506.09108 [cs.LG] doi:10.48550/arXiv.2506.09108
- [84] Kezhe Zhu, Dongxuan Li, Jinxuan Li, and Peter B. Shull. 2024. Real-Time IMU-Based Kinematics in the Presence of Wireless Data Drop. *IEEE Journal of Biomedical and Health Informatics* 28, 11 (2024), 6512–6524. doi:10.1109/JBHI.2024.3432668

Received dd-MMM-yyyy; revised dd-MMM-yyyy; accepted dd-MMM-yyyy