

# Extending graph total colorings to cell complexes

Italo J. Dejter

University of Puerto Rico  
Rio Piedras, PR 00936-8377  
[italo.dejter@gmail.com](mailto:italo.dejter@gmail.com)

## Abstract

Let  $2 \leq k \in \mathbb{Z}$ . A total coloring of a simple connected regular graph via color set  $\{0, 1, \dots, k\}$  is said to be *efficient* if each color yields an efficient dominating set, where the efficient domination condition applies to the restriction of each color class to the vertex set. In this work, focus is set upon 2-cell complexes whose 1-skeletons, namely their induced 1-cell complexes, are toroidal graphs. Each such 2-cell complex is said to cover its induced 1-skeleton. An efficient total coloring of one such skeleton induces an efficient total cell coloring of its covering 2-cell complex if it assigns a vertex-and-edge  $k$ -color set to the border skeleton of each of its 2-cells, with the consequently missing color in  $\{0, 1, \dots, k\}$  assigned to the 2-cell itself, so that the two adjacent 2-cells along any 1-cell are assigned different colors. Applications are given for plane tilings, cycle products, toroidal triangulations, honeycombs and star-of-David tilings.

## 1 Total colorings and efficient dominating sets

Let  $\Gamma$  be a simple connected graph. A *total coloring* or *TC* of  $\Gamma$  is a color assignment to the vertices and edges of  $\Gamma$  such that no two incident or adjacent elements (vertices or edges) are assigned the same color. The TC Conjecture, posed independently by Behzad in 1965 [2, 3] and by Vizing in 1969 [27], asserts that the total chromatic number of  $\Gamma$  (namely, the least number of colors required by a TC) is either  $\Delta(\Gamma) + 1$  or  $\Delta(\Gamma) + 2$ , (where  $\Delta$  is the largest degree of any vertex of  $\Gamma$ ). The TC Conjecture was established for cubic graphs [13, 6, 22, 26], meaning that the total chromatic number of cubic graphs is either 4 or 5. To decide whether a cubic graph  $\Gamma$  has total chromatic number  $\Delta(\Gamma) + 1$ , even for bipartite cubic graphs, is NP-hard [23]. A 2023 survey [16] contains an updated bibliography on TCs.

Let  $1 < k \in \mathbb{Z}$ . In [8], the relations were studied between total colorings of  $k$ -regular graphs of girth  $k + 1$  and *efficient dominating sets*, or *EDS*, also called *perfect codes*, namely independent (stable) subsets  $S_i \subseteq V(\Gamma)$  such that for any  $v \in V(\Gamma) \setminus S_i$ ,  $|N[v] \cap S_i| = 1$ , where  $i$  varies in  $[k + 1]$ , [9, 10, 11, 12, 15, 21]. The following definition was introduced in [8].

**Definition 1.** [8] A coloring  $c$  of a connected  $k$ -regular simple graph  $\Gamma = (V, E)$  is said to be an *efficient TC*, or *ETC*, if:

- (a) (TC condition) each  $v \in V$  together with its neighbors are assigned all the colors in  $[k + 1] = \{0, 1, \dots, k\}$  via the restriction  $c|_{N[v]} : N[v] = N(v) \cup \{v\} \leftrightarrow [k + 1]$ , which is a bijection, where  $N(v) = \{w \in V \setminus \{v\}; vw \in E\}$  is the *open neighborhood* of  $v$ , [11];
- (b) the TC  $c : \Gamma \rightarrow [k + 1]$  in item (a) partitions  $V(\Gamma)$  into  $k + 1$  efficient dominating sets.

Under conditions (a)-(b), it is seen that the total chromatic number of  $\Gamma$  is  $\Delta(\Gamma) + 1$ .

## 2 Combinatorial cell complexes

In order to extend the notion of an efficient total coloring by means of Euclidean tilings by convex regular polygons (see Section 3), the following definition is considered, based on the one of *combinatorial cell complex* in [1].

**Definition 2.** [1] Let  $0 \leq r \in \mathbb{Z}$ . Let  $V$  be a set of elements that are said to be *vertices*. A  $r$ -cell complex  $X$  is a collection of subsets of  $V$  together with a *rank function*  $\rho : X \rightarrow [r + 1]$  that assigns a *rank* (or *dimension*) to each element of  $X$  such that  $\rho(v) = 0, \forall v \in V$  and satisfying the following four axioms:

1. If  $A, B \in X$  and  $A \subset B$ , then  $\rho(A) < \rho(B)$ .
2. If  $A, B \in X$  and  $A \cap B \neq \emptyset$ , then  $A \cap B \in X$ .
3. If  $A, B \in X$  and  $A \subset B$ , then  $\exists C \in X$  such that  $\rho(C) = \rho(A) + 1$  and  $A \subset C \subseteq B$ .
4. If  $A, B \in X$  and  $A \subset B$  with  $\rho(B) = \rho(A) + 2$ , then  $\exists C, D \in X$  such that  $C \cap D = A$ ,  $\rho(C) = \rho(D) = \rho(A) + 1$  and both  $A \subset C \subset B$  and  $A \subset D \subset B$ .

An element of  $X$  whose rank is  $j$  is said to be a  $j$ -cell. In particular, 1-cells are said to be *edges* and 2-cells, *faces*. The set of  $j$ -cells of  $X$  is denoted  $X^j$ . Then  $X$  is expressed as the graded poset [25]  $X = (V = X^0, X^1, X^2, \dots, X^r)$  of rank  $\rho$  and  $j$ -levels  $X^j, \forall j \in [r + 1]$ .

**Remark 3.** Definition 2 of  $r$ -cell complex is adapted from that of combinatorial cell complex in [1]. Each  $r$ -cell complex  $X = (X^0, X^1, X^2, \dots, X^r)$  has a realization as a *CW complex* [28, 29]  $\Psi(X) = (\Psi(X^0), \Psi(X^1), \Psi(X^2), \dots, \Psi(X^r))$ , where  $\Psi(X^0) = X^0$  while  $\Psi(X^j)$  (said to be the  $j$ -skeleton of  $\Psi(X)$ ,  $0 < j \leq r$ ) is a topological space obtained from  $\Psi(X^{j-1})$  by gluing copies of  $j$ -cells  $\{e_\alpha^j\}_\alpha$  homeomorphic to the open unit ball  $B^j$  in Euclidean space  $\mathbb{R}^j$ , to  $\Psi(X^{j-1})$  by continuous gluing maps  $\phi_\alpha^j : \partial e_\alpha^j \rightarrow \Psi(X^{j-1})$ , where  $X^1$  is formed by the boundaries  $\partial e_\alpha^1$  of the 1-cells  $e_\alpha^1$  in  $\Psi(X^1)$ , which are their end-vertex pairs in  $X^0$ , and  $X^j$  is the union of the vertices of  $X^0$  in the boundaries  $\partial e_\alpha^j$  of the  $j$ -cells  $e_\alpha^j$  of  $\Psi(X^j)$ . Thus,  $\Psi(X^j) = \Psi(X^{j-1}) \cup_\alpha e_\alpha^j$ . While  $X$  is a graded poset,  $\Psi(X)$  has a partition  $\cup_{j=0}^r \Psi(X^j)$ , into its  $j$ -levels  $X^j$ , and further, into its  $j$ -cells  $e_\alpha^j, \forall j \in [r + 1]$ . The name “CW” stands for “closure-finite weak-topology”, explained in the following statement of [14].

**Theorem 4.** [14] A Hausdorff space  $\Psi(X)$  is homeomorphic to a CW complex if and only if there exists a partition of  $\Psi(X)$  into “open cells”  $e_\alpha^r$ , each with a corresponding closure (“or closed cell”  $\bar{e}_\alpha^r := \text{closure}_{\Psi(X)}(e_\alpha^r)$ ) that satisfies

1.  $\forall e_\alpha^r, \exists$  a continuous surjection  $g_\alpha^r : D^r \rightarrow \bar{e}_\alpha^r$  from the closed unit ball in  $\mathbb{R}^r$  such that
  - (a) The restriction to the open ball  $g_\alpha^r : B^r \rightarrow e_\alpha^r$  is a homeomorphism.
  - (b) (closure finiteness) The image of the boundary  $g(\partial(D^r))$  is covered by a finite number of closed cells, each having cell dimension less than  $r$ .
2. (weak topology) A subset of  $\Psi(X)$  is closed if and only if it meets each closed set in a closed set.

**Definition 5.** Let  $1 < k \in \mathbb{Z}$ . Given a 2-cell complex  $X$ , the 1-skeleton  $\sigma(X)$  of  $X$  is the induced 1-cell sub-complex of  $X$ . We say that an ETC  $c : \sigma(X) \rightarrow [k]$  extends to an *efficient total cell coloring*, or *ETCC*,  $c' : X \rightarrow [k]$  if  $c = c'|_{\sigma(X)}$  assigns a (vertex-and-edge)  $k$ -color set to the cycle skeleton  $\sigma(B)$  of each of its 2-cells  $B$ , with the consequently missing color in  $[k + 1] \setminus c(\sigma(B))$  assigned by  $c'$  to  $B$ , and so that the two adjacent 2-cells along any 1-cell have different colors. If in addition, any two 2-cells with a common vertex have different colors, an ETCC is said to be *strict ETCC*, or *SETCC*.

### 3 Euclidean tilings by convex regular polygons

**Definition 6.** [17, Section 1.3] A *tessellation* or *tiling*  $T$  is the covering of a surface using one or more geometric shapes, called *tiles*, with no overlaps and no gaps. An *edge* of  $T$  is the intersection between two bordering tiles. A *vertex* of  $T$  is the nonempty intersection of three or more edges. A *flag* of  $T$  is a triple consisting of a mutually incident vertex, edge and tile of  $T$ . A tiling  $T$  is *regular* if its automorphism group acts transitively on its *flags*. This is equivalent to the tiles of  $T$  being congruent regular polygons and  $T$  being an *edge-to-edge* tiling between such tiles. A tiling  $T$  is *Archimedean* if the arrangement of tiles around each vertex is similar. A tiling  $T$  is *uniform* if the automorphism group of  $T$  acts transitively on the vertex set of  $T$ .

In the following sections, a few cases of SETCCs in planar and toroidal 2-cell complexes are constructed. They arise from Euclidean tilings by convex regular polygons, namely the regular (square, triangular and hexagonal) and Archimedean uniform (or semiregular) tilings [17]. From both the square and triangular tilings, seven of the eight Archimedean uniform tilings of  $\mathbb{R}^2$  are shown to contain SETCCs by means of edge removals from the square and triangular tilings, using Cundy-Rollet notation [5], as well as the rhombille tiling [18].

**Example 7.** In what follows, let  $k$  be the cardinality of the color set employed in Definition 6. There are either four equilateral triangles or six squares or three regular hexagons around each vertex of a regular tiling of the plane, yielding (in parenthesized Cundy-Rosset notation [5]) the three known regular tiling, namely the square (C&R 4<sup>4</sup>), the triangular (C&R 3<sup>6</sup>) and the hexagonal (C&R 6<sup>3</sup>) tilings. These tilings are treated for the production of SETCCs

in corresponding plane and toroidal 2-cell complexes, in Sections 4 and 5 (Figures 1 for  $k = 5$  and Figure 3 for  $k = 7$ ), Section 5 for  $k = 7$  (left of Figure 2) and Section 6 for  $k = 7$  (Figure 5 and left of Figure 6), respectively.

As derivations of the constructed SETCCs from these three regular tilings, also are considered the eight Archimedean, uniform or semiregular tilings of the plane [18], whose Cundy and Rosset notations [5] are: C&R  $4.8^2$  (right of Figure 1), C&R  $3^34^2$  (right of Figure 2), C&R  $3^2.4.3.4$  (Figure 4), C&R  $(3.6)^2$  (right of Figure 6), C&Rs  $3^4.6$  and  $3.4.6.4$  (Figure 7) and C&Rs  $3.12^3$  and  $4.6.12$  (Figure 8). In addition, Figure 9 deals with the rhombille tiling [18].

## 4 SETCCs based on the square tiling

In this section, we determine SETCCs based on the square tiling [17] of  $\mathbb{R}^2$  whose vertex set is the lattice  $\mathbb{Z}^2$ .

**Theorem 8.** *There exist plane and toroidal 2-cell complexes based on the square tiling of  $\mathbb{R}^2$  admitting SETCCs via rectangular tiles that are the interior-disjoint union of translated copies of  $[0, 5] \times [0, 1]$  and their continuation over all of  $\mathbb{R}^2$ . Let  $Y_\square$  be the smallest such 2-cell complex. Then  $Y_\square$  has 1-skeleton  $\sigma(Y_\square) = K_5$ , which is obtained on the toroid produced by identifying the left and right sides of the rectangle  $[0, 5] \times [0, 1]$  as well as its bottom and top sides, but with the top side translated two units to the right with respect to the bottom side. Moreover, if  $d_\square$  is an SETCC of  $Y_\square$ , then each of  $Y_\square^0$ ,  $Y_\square^1$  and  $Y_\square^2$  use just once each of the colors in  $[5]$  in  $d_\square$ .*

*Proof.* Consider the 2-cell complex  $X$  provided in  $\mathbb{R}^2$  with

$$\begin{aligned} V = \mathbb{Z}^2 &= X^0 = \{(x, y); x, y \in \mathbb{Z}\} \subset \mathbb{R}^2, \\ X^1 &= \{\{(x, y), (x + 1, y)\}; x, y \in \mathbb{Z}\} \cup \{\{(x, y), (x, y + 1)\}; x, y \in \mathbb{Z}\} \text{ and} \\ X^2 &= \{\{(x, y), (x + 1, y), (x, y + 1), (x + 1, y + 1)\}; x, y \in \mathbb{Z}\}. \end{aligned}$$

A realization of  $X$  as a CW complex  $\Psi(X)$  in  $\mathbb{R}^2$  is given by setting  $X^0 = \Psi(X^0)$  and associating to each  $j$ -cell of  $X$  ( $j = 1, 2$ ) the interior  $Int$  of its convex hull, taking  $\Psi(X^2)$  to be constituted in  $\mathbb{R}^2$  by open sets

$$Int([(x, y), (x + 1, y)] \times [(x, y), (x, y + 1)]) = ((x, y), (x + 1, y)) \times ((x, y), (x, y + 1)),$$

for all  $(x, y) \in \mathbb{Z}^2$ , and taking  $\Psi(X^1)$  to be constituted by linear (1-dimensional) open sets

$$Int([(x, y), (x + 1, y)]) = ((x, y), (x + 1, y)) \text{ and } Int([(x, y), (x, y + 1)]) = ((x, y), (x, y + 1)),$$

for all  $(x, y) \in \mathbb{Z}^2$ . Then,  $\Psi(X)$  is the disjoint union  $\cup_{j=0}^2 \Psi(X^j)$ . We denote this  $X$  by  $X_\square$ .

An SETCC  $c = c_\square$  in  $X_\square$  is given periodically by setting

$$\begin{aligned} c(x, y) &= (2 + x + 2y) \mod 5, \text{ for } (x, y) \in X_\square^0 = \mathbb{Z}^2, \\ c(\{(x, y), (x + 1, y)\}) &= (x + 2y) \mod 5, \text{ for } \{(x, y), (x + 1, y)\} \in X_\square^1, \\ c(\{(x, y), (x, y + 1)\}) &= (3 + x + 2y) \mod 5, \text{ for } \{(x, y), (x, y + 1)\} \in X_\square^1, \\ c(\{(x, y), (x + 1, y), (x, y + 1), (x + 1, y + 1)\}) &= (1 + x + 2y) \mod 5, \\ &\text{for } \{(x, y), (x + 1, y), (x, y + 1), (x + 1, y + 1)\} \in X_\square^2. \end{aligned} \tag{1}$$

This SETCC  $c_{\square}$  is doubly periodic, with both horizontal and vertical periods equal to 5. A double periodic tile for  $c = c_{\square}$  in  $X_{\square}$  is represented in display (2), where the coordinate  $x$  increases to the right and the coordinate  $y$  increases downward, with the origin  $O = (0, 0)$  placed in the upper-left corner. The upper left of Figure 1 represents such a periodic tile with its upper-left corner as the origin, where colors from 0 to 4 are given by colors black, red, blue, green and hazel, respectively.

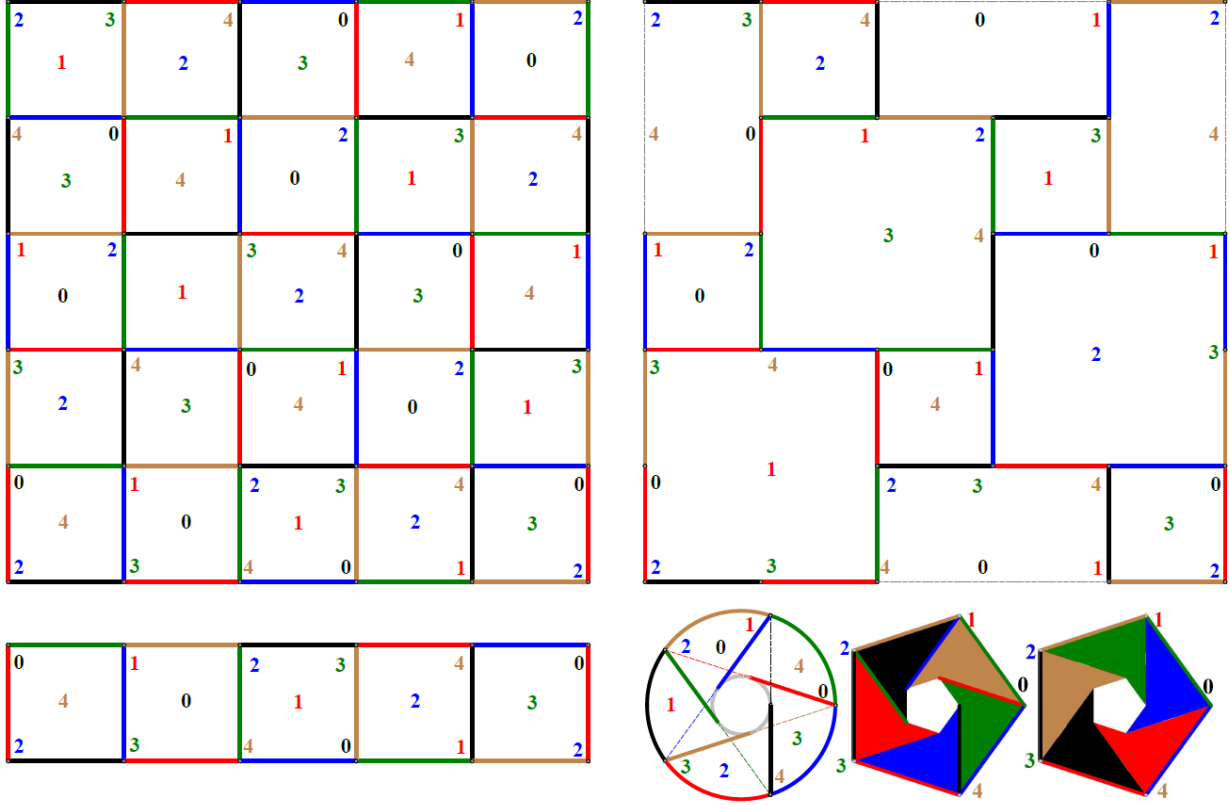


Figure 1: SETCCs for the square and C&R  $4.8^2$  tilings. Toroidal SETCC via square tiling.

$$\begin{array}{cccccccccccc}
 2 & 0 & 3 & 1 & 4 & 2 & 0 & 3 & 1 & 4 & 2 \\
 3 & 1 & 4 & 2 & 0 & 3 & 1 & 4 & 2 & 0 & 3 \\
 4 & 2 & 0 & 3 & 1 & 4 & 2 & 0 & 3 & 1 & 4 \\
 0 & 3 & 1 & 4 & 2 & 0 & 3 & 1 & 4 & 2 & 0 \\
 1 & 2 & 0 & 3 & 1 & 4 & 2 & 0 & 3 & 1 & 4 \\
 2 & 0 & 3 & 1 & 4 & 2 & 0 & 3 & 1 & 4 & 2 \\
 3 & 1 & 4 & 2 & 0 & 3 & 1 & 4 & 2 & 0 & 3 \\
 4 & 2 & 0 & 3 & 1 & 4 & 2 & 0 & 3 & 1 & 4 \\
 0 & 3 & 1 & 4 & 2 & 0 & 3 & 1 & 4 & 2 & 0 \\
 1 & 4 & 2 & 0 & 3 & 1 & 4 & 2 & 0 & 3 & 1 \\
 2 & 0 & 3 & 1 & 4 & 2 & 0 & 3 & 1 & 4 & 2
 \end{array} \tag{2}$$

In other words, since the vertex set  $V = X_\square^0 = \mathbb{Z}^2$  is the plane integer lattice, the upper left of Figure 1 or display (2) show that by identifying in parallel the left and right sides of the tile  $\mathbb{L} = [0, 5] \times [0, 5]$  and then its top and bottom sides, too, a toroid  $\mathbb{T}_{5 \times 5}^2$  is obtained via a quotient map  $\phi : \mathbb{R}^2 \rightarrow \mathbb{T}_{5 \times 5}^2$  taking the 2-cell complex  $X_\square$  and its SETCC  $c_\square$  onto a toroidal 2-cell complex  $Y_\square$  and corresponding toroidal SETCC  $d_\square$ , respectively.

The tile  $\mathbb{L}$  belongs to the tiling  $\mathcal{L}_{5 \times 5} = \{[5p, 5p+5] \times [5q, 5q+5]; (p, q) \in \mathbb{Z}^2\}$  of  $\mathbb{R}^2$  based on the sub-lattice  $\{(5p, 5q); p, q \in \mathbb{Z}\}$  of  $\mathbb{Z}^2$ . We note that other toroidal 2-cell complexes and SETCCs are obtained from sub-lattices of  $\mathbb{Z}^2$  that are coarser than  $\mathcal{L}_{5 \times 5}$ , with rectangular tiles that are the union of tiles of  $\mathcal{L}_{5 \times 5}$ .

Still other toroidal 2-cell complexes are obtained from  $X_\square$  by passing it through doubly periodic quotient maps from  $\mathbb{R}^2$  onto rectangular tiles  $[0, 5] \times [0, j]$ , where  $1 \leq j < 5$ , with identification in parallel of the vertical sides and displaced identification of the top and bottom sides. The smallest tile of an adequate sub-tiling  $\mathcal{L}_{1 \times 5}$  here is formed say covering the rectangle  $\mathbb{L} = [0, 5] \times [0, 1]$  (see lower-left of Figure 1), which yields a toroidal 2-cell complex  $Y_\square$  with  $\sigma(Y_\square) = K_5$ ,  $|Y_\square^0| = |Y_\square^1| = 5$ ,  $|Y_\square^2| = 10$  and SETCC  $d_\square$  illustrated via the depiction of a toroid in the lower right of Figure 1, with the face colors shown schematically to its right on the upper side of the toroid and farther to the right on the hidden side of the toroid.  $\square$

As a particular case of a construction of [4], let  $K_4(K_5)$  be the graph whose vertices are the arcs of  $K_5$  such that for each  $v \in K_5$  there is a copy of  $K_4$  on the arcs departing from  $v$  and such that for each edge  $\{v, w\}$  of  $K_5$  there is an edge  $\{v, w\}$  of  $K_4(K_5)$  joining the vertices representing the arcs  $(v, w)$  and  $(w, v)$ . It can be said that  $K_4(K_5)$  is obtained from  $K_5$  by replacing each vertex by a copy of  $K_4$ .

Consider  $K_5$  as an edge-colored graph  $K_5 = C_5^r \cup C_5^b$  with  $V(C_5^r) = V(C_5^b) = V(K_5)$ , where  $C_5^r$  and  $C_5^b$  are cycles with the edges red and blue, respectively. We assign to the vertices of  $K_4(K_5)$  the colors of the arcs they are representing. Then, let  $K'_4(K_5) = K'_4(C_5^r \cup C_5^b)$  be obtained from  $K_4(K_5) = K_4(C_5^r \cup C_5^b)$  by removing the pair of edges in each copy of  $K_4$  representing a vertex of  $K_5$  having different endvertex colors. The upper-right of Figure 1 represents a toroidal cutout  $\mathbb{D}$  of  $K'_4(K_5)$  mentioned in the following corollary.

**Corollary 9.** *There exist plane and toroidal 2-cell complexes based on the Archimedean uniform C&R 4.8<sup>2</sup> tiling of  $\mathbb{R}^2$  admitting SETCCs via rectangular tiles that are the interior-disjoint union of translated copies of  $[0, 5] \times [0, 5]$  and their continuation over all of  $\mathbb{R}^2$ . Let  $Y_-$  be the smallest such 2-cell complex. Then  $Y_-$  has 1-skeleton  $\sigma(Y_-) = K'_4(K_5)$ , which is obtained on the toroid produced by identifying the left and right sides of the rectangle  $[0, 5] \times [0, 5] \setminus \{(0, 1), (3, 0), (2, 2), (5, 1), (1, 4), (3, 5)\}$  as well as its bottom and top sides.*

*Proof.* The upper-right of Figure 1 represents the toroidal cutout  $\mathbb{D}$  of  $Y_-$ , which is obtained from  $[0, 5] \times [0, 5]$  by deleting the vertices  $(x, y) = (0, 1), (3, 0), (2, 2), (5, 1), (1, 4), (3, 5)$ , where the coordinate  $x$  increases to the right and the coordinate  $y$  increases downward, with the origin  $O = (0, 0)$  placed in the upper-left corner. Clearly, the shown restriction of  $d_\Delta$  in the figure defines  $d_-$ . All rectangular tiles obtained by the interior-disjoint union of translated copies  $\mathbb{D}$  are the remaining toroidal cutouts in the statement producing SETCCs  $c_-$  on corresponding toroidal 2-cell complexes  $X_-$ . By continuation of this process, in the limit an



infinite 2-cell complex covering the whole plane is obtained that contains a corresponding SETCC.  $\square$

## 5 SETCCs based on the triangular tiling

In this section, we determine SETCCs based on the triangular tiling [17] of  $\mathbb{R}^2$ . Let  $1 < m, n \in \mathbb{Z}$ . Recall that  $P_n$  denotes an  $(n - 1)$ -path, meaning a path of length  $n - 1$ , and that  $P_m \square P_n$  stands for the *cartesian product* [19] of the paths  $P_m$  and  $P_n$ .

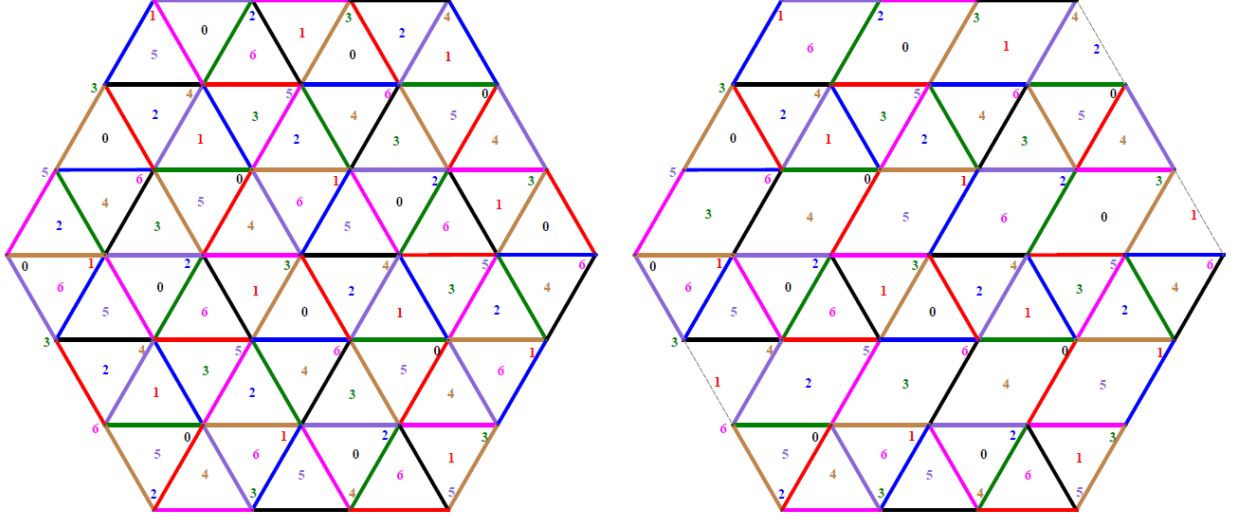


Figure 2: SETCC for the triangular and C&R  $3^3.4^2$  tilings.

**Theorem 10.** *There exist plane and toroidal 2-cell complexes based on the triangular tiling [17] of  $\mathbb{R}^2$  that admit SETCCs via rectangular tiles that are copies of  $[0, 7p] \times [0, q]$ , where  $0 < p, q \in \mathbb{Z}$ , each such copy taken as a graph obtained from  $P_{7p+1} \square P_{q+1}$  by adding the main-diagonal edges of its 4-cycle squares, and the continuation of this process over all of  $\mathbb{R}^2$ . Let  $Y_\Delta$  be the smallest such 2-cell complex. Then  $Y_\Delta$  has 1-skeleton  $\sigma(Y_\Delta) = K_7$ , which is obtained on the toroid produced by identifying the first left and right sides of the rectangular  $[0, 7] \times [0, 1]$  and second its bottom and top sides, but with its top side translated two units to the right with respect to its bottom side. Moreover, if  $d_\Delta$  is an SETCC of  $Y_\Delta$ , then each of  $Y_\Delta^0$ ,  $Y_\Delta^1$  and  $Y_\Delta^2$  use once each of the colors of the color set  $[7]$  in  $d_\Delta$ .*

*Proof.* Consider the 2-cell complex  $X$  provided in  $\mathbb{R}^2$  with

$$\begin{aligned} X^0 &= \{(x, y); x, y \in \mathbb{Z}\} \subset \mathbb{R}^2, \\ X^1 &= \{ \{(x, y), (x+1, y)\}; x, y \in \mathbb{Z} \} \cup \{ \{(x, y), (x, y+1)\}; x, y \in \mathbb{Z} \} \cup \\ &\quad \{ \{(x+1, y), (x, y+1)\}; x, y \in \mathbb{Z} \} \text{ and} \\ X^2 &= \{ \{(x, y), (x+1, y), (x, y+1)\} \cup \{(x+1, y), (x, y+1), (x+1, y+1)\}; x, y \in \mathbb{Z} \}, \end{aligned}$$

where  $X^1$  is formed by the horizontal and vertical sides and the main-diagonals of the unit squares  $[(x, y), (x+1, y)] \times [(x, y), (x, y+1)]$ , with  $(x, y) \in \mathbb{Z}$ . A realization of  $X$  as a CW complex  $\Psi(X)$  in  $\mathbb{R}^2$  is left to the reader. We denote this  $X$  by  $X_\Delta$ .

An SETCC  $c$  in  $X_\Delta$  is given periodically by setting

$$\begin{aligned}
c(x, y) &= (x + 5y) \mod 7, \text{ for } (x, y) \in X_\Delta^0 = \mathbb{Z}^2, \\
c(\{(x, y), (x + 1, y)\}) &= (4 + x + 5y) \mod 7, \text{ for } \{(x, y), (x + 1, y)\} \in X_\Delta^1, \\
c(\{(x, y), (x, y + 1)\}) &= (6 + x + 5y) \mod 7, \text{ for } \{(x, y), (x, y + 1)\} \in X_\Delta^1, \\
c(\{(x, y), (x + 1, y + 1)\}) &= (3 + x + 5y) \mod 7, \text{ for } \{(x, y), (x + 1, y + 1)\} \in X_\Delta^1, \\
c(\{(x, y), (x + 1, y), (x, y + 1)\}) &= (2 + x + 5y) \mod 7, \\
&\text{for } \{(x, y), (x + 1, y), (x, y + 1)\} \in X_\Delta^2. \\
c(\{(x + 1, y), (x, y + 1), (x + 1, y + 1)\}) &= (4 + x + 5y) \mod 7, \\
&\text{for } \{(x + 1, y), (x, y + 1), (x + 1, y + 1)\} \in X_\Delta^2.
\end{aligned} \tag{3}$$

This SETCC  $c_\Delta$  is doubly periodic, illustrated on the right side of Figure 2, where coordinate axes are horizontal for  $x$  and tilted at an angle of 60 degrees or  $\frac{\pi}{2}$  radians (said to be “anti-diagonal”) for  $y$ , with both horizontal and tilted periods equal to 7. Colors in such representation of  $c_\Delta$  are given orderly from 0 to 6 as black, red, blue, green, hazel, violet and rose. A double periodic tile of  $c = c_\Delta$  in  $X_\Delta$  is represented in display (5), where coordinate  $x$  increases to the right and coordinate  $y$  increases upward, with the origin  $O = (0, 0)$  taken as the leftmost vertex.

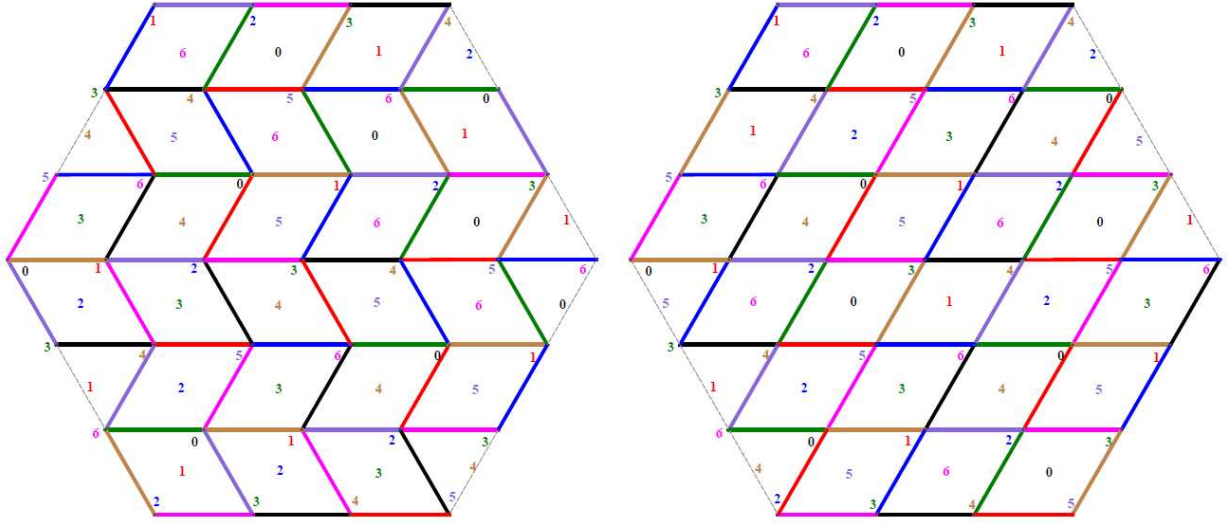


Figure 3: ETCC and SETCC mod 7 for square tiling based on the triangular tiling.

$$\begin{array}{cccccccccccccccc}
5 & \underline{2} & 6 & \underline{3} & 0 & \underline{4} & 1 & \underline{5} & 2 & \underline{6} & 3 & \underline{0} & 4 & \underline{1} & 5 \\
6 | & 2^3 & 0 | & 3^4 & 1 | & 4^5 & 2 | & 5^6 & 3 | & 6^0 & 4 | & 0^1 & 5 | & 1^2 & 6 | \\
0 & \underline{4} & 1 & \underline{5} & 2 & \underline{6} & 3 & \underline{0} & 4 & \underline{1} & 5 & \underline{2} & 6 & \underline{3} & 0
\end{array} \tag{4}$$

Display (4) shows a union  $\mathcal{T}$  of fourteen 2-cells of a 2-cell complex of  $\mathbb{R}^2$  (obtained by double periodic translations of  $\mathcal{T}$ ) equivalent to  $(X_\Delta, c_\Delta)$  in the following sense. Each of the seven 4-cycles of  $\mathcal{T}$  formed by two vertical edges and two horizontal edges is assumed divided by a main-diagonal edge represented only by its color number  $\xi$  that together with



its four vertex color numbers are shown larger than its four edge color numbers, while  $\bullet$  the color numbers of the two resulting triangles separated by  $\xi$  appear as a pre-subscript and a post-superscript of  $\xi$ . Clearly,  $\mathcal{T}$  is equivalent to an horizontal strip of  $(X_\Delta, c_\Delta)$  as depicted on the right of Figure 2 formed by fourteen 2-cells. By identifying the left and right sides of  $\mathcal{T}$  and then its top and bottom sides, where the top side is displaced two units to the right with respect to the bottom side, a toroidal 2-cell  $Y_\Delta$  and a SETCC  $d_\Delta$  of  $Y_\Delta$  are obtained in the toroid  $\mathbb{T}^2$  via the corresponding quotient map  $\phi_\Delta : \mathbb{R}^2 \rightarrow \mathbb{T}^2$ .  $\square$

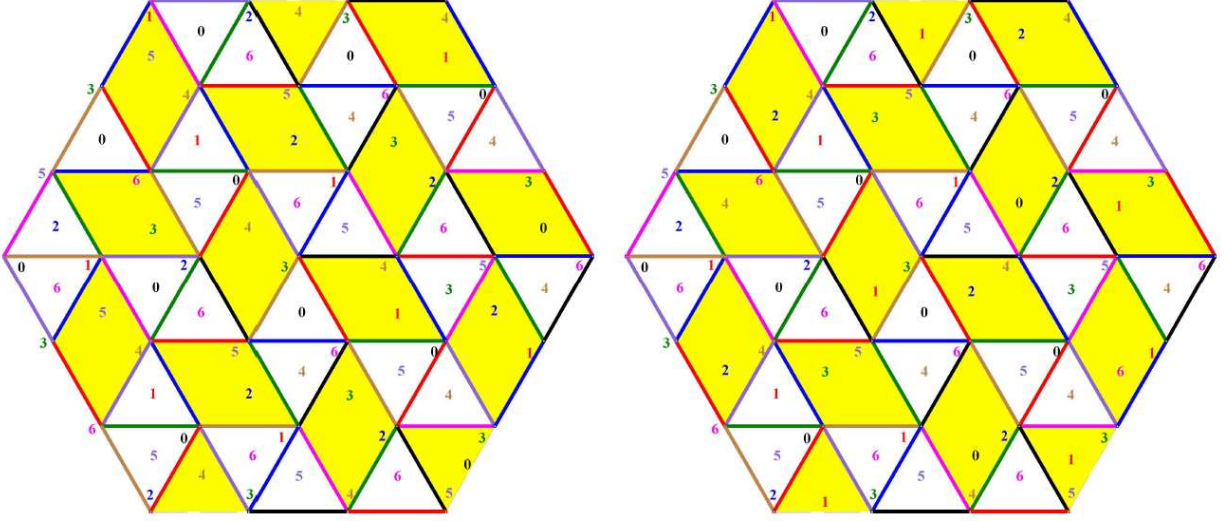


Figure 4: Two SETCCs for C&R  $3^2.4.3.4$  tiling based on the triangular tiling.

**Corollary 11.** *There exist plane and toroidal 2-cell complexes based on the Arquimedean uniform C&R  $3^3.4^2$  tiling of  $\mathbb{R}^2$  admitting SETCCs via rectangular tiles that are the interior-disjoint union of translated copies of  $[0, 7] \times [0, 2]$  and their continuation over all of  $\mathbb{R}^2$ . Let  $Y_\neq$  be the smallest such 2-cell complex. Then  $Y_\neq$  has 1-skeleton  $\sigma(Y_\neq)$ , which is obtained on the toroid produced by identifying the left and right sides of the rectangle  $[0, 7] \times [0, 2] \setminus \{(j, 0), (j + 1, 1)\}; j \in [7]\}$  as well as its bottom and top sides, with the top side displaced four units to the right with respect to the bottom side.*

*Proof.* The right of Figure 2 represents the toroidal cutout  $\mathbb{D}'$  of  $Y_\neq$ , which is obtained from  $[0, 7] \times [0, 2]$  by deleting the edges  $\{(j, 0), (j + 1, 1)\}$ , for  $j \in [7]$ . Clearly, the shown restriction of  $d_\nabla$  in the figure defines  $d_\neq$ . All rectangular tiles obtained by the interior-disjoint union of translated copies  $\mathbb{D}'$  are the remaining toroidal cutouts in the statement producing SETCCs  $c_\neq$  on corresponding toroidal 2-cell complexes  $X_\neq$ . By continuation of this process, in the limit an infinite 2-cell complex covering the whole plane is obtained that contains a corresponding SETCC.  $\square$

**Corollary 12.** *From the SETCCs in the plane and toroidal 2-cell complexes obtained in Corollary 11, ETCCs (resp. SETCCs) with  $k = 7$  on plane and toroidal 2-cell complexes*

based on the square tiling are obtained by deleting in the horizontal rows of contiguous triangles all the anti-diagonal (resp. main-diagonal) edges, letting each new rhombic (for square) 2-cell resulting from the said deletion receive the color of the corresponding deleted edge.

*Proof.* Immediate by inspection of the two corresponding cases illustrated in Figure 3..  $\square$

**Corollary 13.** *From the SETCCs in the plane and toroidal 2-cell complexes obtained in Theorem 10, STECCs and ETCCs with  $k = 7$  on plane and toroidal 2-cell complexes based on the triangular tiling are obtained by deleting edges periodically mod 7 so as to form the C&R 3<sup>2</sup>.4.3.4 Archimedean uniform tiling and selecting for the new resulting rhombic (for square) 2-cells one of the two old triangle color numbers as the new color.*

*Proof.* Figure 4 shows which edges from the left of Figure delta must be deleted in order to obtain the claimed plane Archimedean uniform tiling, and two complementary instances of how to select in each new resulting rhombic 2-cell one of the two old triangle color numbers to present an SETCC. Different selection of these rhombic 2-cell color numbers produce also ETCCs that are not SETCCs.  $\square$

## 6 SETCCs based on the hexagonal tiling

The hexagonal tiling of  $\mathbb{R}^2$  [17] appears in the following context. The *dual graph*  $G^*$  of a planar graph embedding  $G$  is obtained by setting  $V(G^*)$  as the set of faces of  $G$  and an edge  $e^* = \{f^*, g^*\}$  for each edge  $e$  of  $G$  adjacent to faces  $f, g$  of  $G$ . For example, the triangular tiling yields a graph  $G$  whose vertex set is composed by the vertices of the triangular tiles and its edge set is composed by the edges of the triangular tiles. The dual graph  $G^*$  of  $G$  will be said to be *barycentric* if it can be seen (geometrically) as having the barycenters of the triangles of  $G$  as its vertices and the segments joining the barycenters of adjacent triangles as its edges. Clearly,  $G^*$  is the 1-skeleton of the hexagonal tiling [17]

Now, let the toroid  $\mathbb{T}^2$  be obtained by identifying in parallel the left and right sides of the rectangle  $[0, 14p] \times [0, 2q]$  as well as the top and bottom sides, with the top side displaced two units to the right with respect to the bottom side. Let  $\phi : \mathbb{R}^2 \rightarrow \mathbb{T}^2$  be the double-periodic projection map of horizontal period 14 and vertical period 2. Given a graph  $G$  in  $\mathbb{R}^2$  that is double periodic with horizontal period 14 and vertical period 2, its barycentric dual graph  $G^*$  becomes periodic in the same fashion as that of  $G$ . Then, the quotient graph  $\phi(G^*)$  is said to be the *toroidal dual graph* of  $\phi(G)$ .

**Theorem 14.** *There exist plane and toroidal 2-cell complexes based on the hexagonal tiling of  $\mathbb{R}^2$  admitting SETCCs via tiles that are copies of  $[0, 14p] \times [0, 2q]$ , where  $0 < p, q \in \mathbb{Z}$ , each such copy taken as a graph obtained from  $P_{14p+1} \square P_{2q+1}$  by removing alternate vertical edges to yield 6-cycles of horizontal length 2 and vertical length 1, and the continuation of this process to all of  $\mathbb{R}^2$ . The resulting 2-cell complexes  $X_{\nabla}$  have 1-skeletons  $\sigma(X_{\nabla})$  that are cubic graphs. The smallest such 2-cell complex  $Y_{\nabla}$  is the toroidal dual graph of the smallest  $Y_{\Delta}$  in Theorem 10. Its 1-skeleton  $\sigma(Y_{\nabla})$  coincides with the Heawood graph [7].*

*Proof.* The dual graph  $\sigma(X_{\nabla})$  of the 1-skeleton  $\sigma(X_{\Delta})$  of  $X_{\Delta}$  provides another example of SETCC, where  $\sigma(X_{\nabla})$  is the 1-skeleton of the 2-cell complex  $X_{\nabla}$  obtained by taking the



edges (see the paragraph following this remark), a representation of the toroid containing, on the left side a detached superposed representation of both  $(Y_\Delta, d_\Delta)$  and  $(Y_\nabla, d_\nabla)$ , and on the right side the sole detached representation of  $(Y_\nabla, d_\nabla)$ . This last representation yields the 7-coloring of the unit distance graph with vertex set  $\mathbb{R}^2$ , obtained by modifying adequately  $d_\Delta(\sigma(Y_\Delta))$ , namely the colors of the vertices and edges of  $Y_\Delta$ , which is used to establish 7 as the upper bound in the Hadwiger-Nelson problem [20, pp. 150–152], [24].

To obtain  $(Y_\nabla, d_\nabla)$  from  $(X_\nabla, c_\nabla)$ , note that on the border of the shaded area on the right of Figure 5 the following pairs of paths must be identified, where subindex numbers represent edge colors between corresponding end-vertex color numbers:

1. the bottom and top left-to-right 3-paths, both with color sequence  $3_6 2_3 4_0 3$ ;
2. the right and left downward 4-paths, both with color sequence  $3_5 0_3 6_1 3$ ;
3. the lower-right and upper-left downward 3-paths, with common color sequence  $3_2 1_3 5_4 3$ .

$(Y_\nabla, d_\nabla)$  is also represented as in the three images on the left half of Figure 6. The top of these three images bears the vertex-and-face color numbers and edge colors as in the right of Figure 5 on say the upper side of the image of a toroid, also represented schematically with full face colors downward to the left, and on the hidden side of the toroid further to the right.

## 7 SETCCs based on the trihexagonal tiling

In this section, we determine SETCCs based on the trihexagonal tiling [17] of  $\mathbb{R}^2$ .

**Theorem 16.** *There exist plane and toroidal 2-cell complexes based on the trihexagonal tiling of  $\mathbb{R}^2$  admitting SETCCs via rectangular tiles that are the interior-disjoint union of translated copies of  $[0, 14] \times [0, 2]$ , each such copy taken as a graph obtained from  $P_{15} \square P_3$  by and removing in its contiguous copies of  $P_3 \square P_3$  the interior copy of  $K_{1,4}$  and adding two main-diagonal edges resulting into a subgraph composed by two triangles and a 6-cycle separating them. The resulting 1-skeletons are obtained as the line graphs of those resulting from Theorem 14.*

*Proof.* The trihexagonal tiling  $\mathcal{L}_\boxtimes$  is obtained as the line graph of the hexagonal tiling graph treated in Subsection 6. It can be furnished as a 2-cell complex  $X_\boxtimes$  with its sets of vertices, edges and faces, that is the elements of  $X_\boxtimes^0$ ,  $X_\boxtimes^1$  and  $X_\boxtimes^2$ , respectively, disposed as in the graph in Figure 5, which is obtained from the right side of Figure 2 by the deletion of certain edges. An SETCC  $c_\boxtimes$  on  $X_\boxtimes$  is indicated via the edge colors and vertex and face color numbers (both for hexagons and triangles), obtained from the corresponding ones of  $c_\Delta$  on the right of Figure 2. In fact, every colored hexagon or triangle case of  $c_\boxtimes$  appears on the right side of Figure 6, representing a cutout of  $(X_\boxtimes, c_\boxtimes)$  from which a representation of  $(Y_\boxtimes, d_\boxtimes)$  is obtained by identification of the top and bottom left-to-right 3-paths on the cutout border with common color sequence  $1_5 2_6 3_0 4$  as well as identification of the 4-paths following clockwise from those, namely with common color sequence  $4_2 0_5 3_1 6_0 1$  and as well as identification of the remaining 3-paths, namely with common color sequence  $1_5 3_4 5_1 4$ .

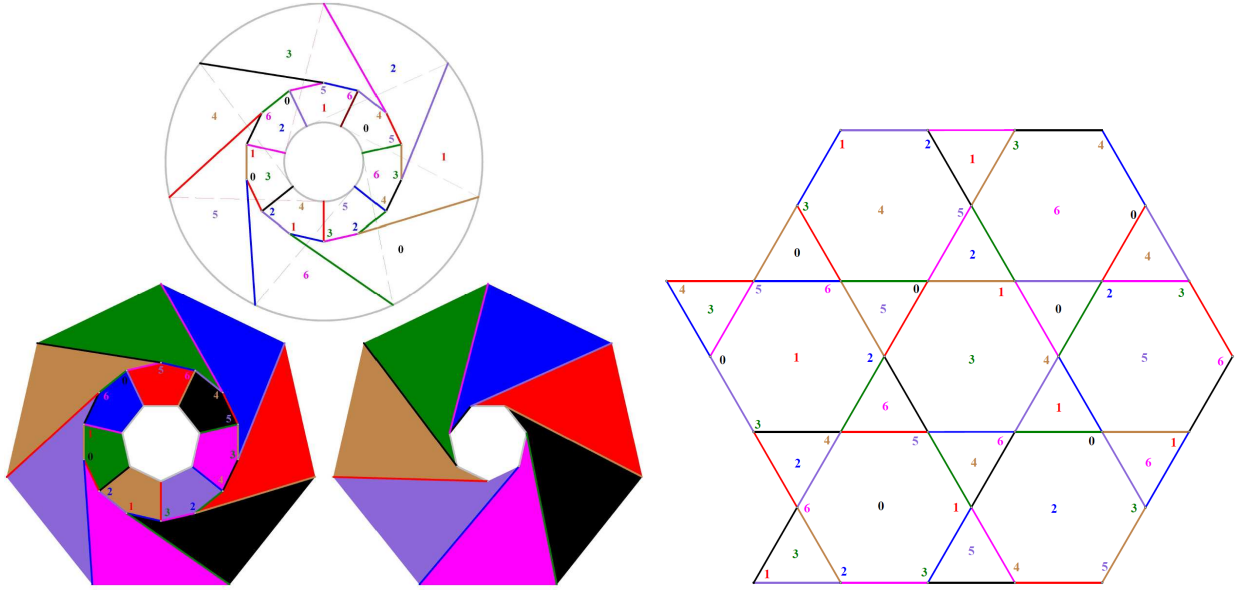


Figure 6: SETCCs based on the hexagonal and trihexagonal (C&R  $(3.6)^2$ ) tilings.

Display (6) encodes this SETCC on a representation of a tile of  $\mathcal{L}_{\bowtie}$  with the smallest number of 2-cells, namely in 7 hexagons and 14 triangles (7 shaped like  $\Delta$  and 7 like  $\nabla$ ). A brace underneath (resp. on top) three contiguous columns in the display represents a triangle  $T$  with lower (resp. upper) horizontal edge  $e$  and top (resp. bottom) opposite vertex  $v$  indicated in the upper (resp. lower) row with the color-number pair of the hexagonal 2-cells at the left and right of  $v$  bordered on both sides, with the color number  $[c_{\bowtie}(v)]$  between square brackets. If  $e'$  and  $e''$  are the tilted edges of  $T$  and  $f$  is its (triangular) face, then their color numbers appear as “ $(c_{\bowtie}(e'))[c_{\bowtie}(f)](c_{\bowtie}(e''))$ ” in the middle row, and if  $e = uw$ , the lower (resp. upper) row has the remaining colors of  $T$  as “ $[c_{\bowtie}(u)](c_{\bowtie}(e))[c_{\bowtie}(w)]$ ”.

$$\begin{array}{cccccccccccccccc}
 [4]35 & \overbrace{[4](1)[5]} & 46 & \overbrace{[5](2)[6]} & 50 & \overbrace{[6](3)[0]} & 61 & \overbrace{[0](4)[1]} & 02 & \overbrace{[1](5)[2]} & 13 & \overbrace{[2](6)[3]} & 24 & \overbrace{[3](0)[4]} \\
 (5)[1](2) & [3](6)[2] & (3)[4](0) & [3](4)[5](1) & [4](5)[6](2) & [5](6)[0](3) & [6](0)[1](4) & [0](1)[2](5) & & & & & & \\
 \underbrace{[6](3)[0]} & 61 & \underbrace{[0](4)[1]} & 02 & \underbrace{[1](5)[2]} & 13 & \underbrace{[2](6)[3]} & 24 & \underbrace{[3](0)[4]} & 35 & \underbrace{[4](1)[5]} & 46 & \underbrace{[5](2)[6]} & 50[6]
 \end{array} \quad (6)$$

□

## 8 Other SETCCs derived from the triangular tiling

**Corollary 17.** *By removing from  $(X_{\Delta}, c_{\Delta})$  in the proof of Theorem 10 the vertices of an efficient dominating set, a pair  $(Z_{\delta}, f_{\delta})$  is obtained in  $\mathbb{R}^2$ , where  $Z_{\delta}$  is a 2-cell-complex based on the C&R  $3^4.6$  lattice and  $f_{\delta}$  is an ETCC. By still removing from  $(Z_{\delta}, f_{\delta})$  those edges adjacent to any two triangles sharing other edges with corresponding hexagons, another pair  $(W_{\epsilon}, g_{\epsilon})$  is obtained, where  $W_{\epsilon}$  is a 2-cell complex based on the C&R  $3.4.6.4$  and  $g_{\epsilon}$  is an SETCC. These pairs give place to corresponding toroidal 2-cell complexes. The smallest*



such toroidal pair from  $(Z_\delta, f_\delta)$  has 42 degree-5 vertices, 210 edges, seven hexagonal 2-cells sharing one edge each with one of 42 triangular 2-cells, and 14 additional triangular 2-cells. The smallest such toroidal pair from  $(W_\delta, g_\delta)$  has 42 degree-4 vertices, 210 edges, seven hexagonal 2-cells sharing one edge each with one of 21 rhombic 2-cells, and 14 triangular 2-cells.

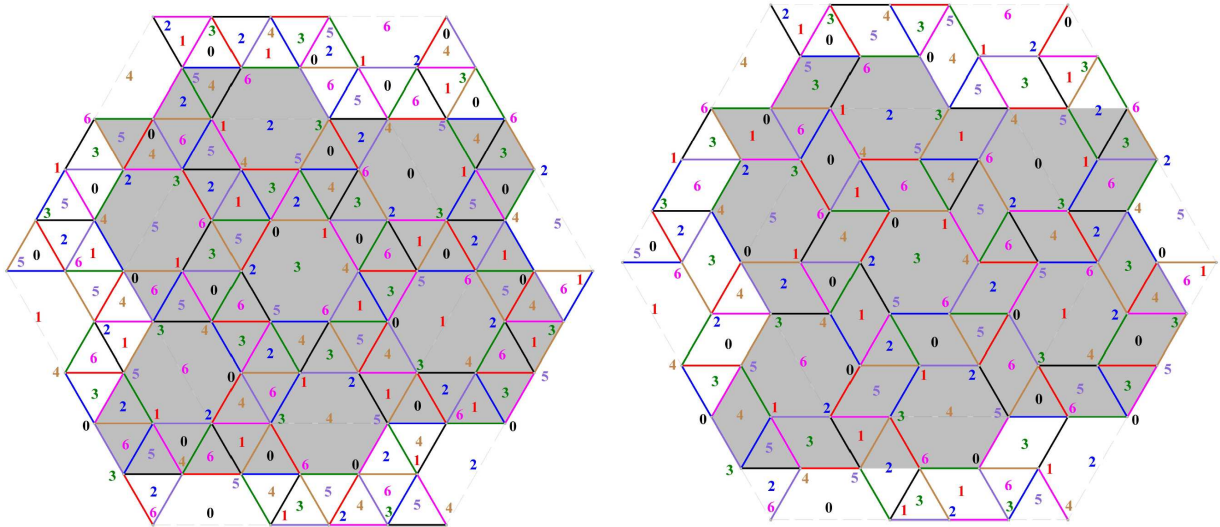


Figure 7: ETCC for C&R 3<sup>4</sup>.6 and SETCC for C&R 3.4.6.4.

*Proof.* Illustrated on the left of Figure 7, where the shaded area represents a cutout of  $(Z_\delta, f_\delta)$ , the vertices removed from the triangular lattice  $\Delta$  to form the hexagon 2-cells of the C&R 3<sup>4</sup>.6 lattice form a set of minimal distance 3 in  $\Delta$  such that any other vertex of  $\Delta$  is a distance one from it, thus constituting an efficient dominating set. Then, the first assertion of the statement follows, where each (new) hexagon 2-cell receives the color of its central deleted vertex. Rhombic 4-cycles 2-cells are then formed by the remotion of the edges mentioned in the second assertion of the statement, resulting in the pair  $(W_\epsilon, g_\epsilon)$ , where each (new) rhombic 2-cell receives the color of the corresponding deleted edge. Periodic toroidal projections then provide the last assertions of the statement.  $\square$

**Corollary 18.** *By removing from  $(X_\Delta, c_\Delta)$  in Theorem 10 the vertices of a sub-lattice of vertices of  $\Delta$  with minimal graph distance 4 generated by the vectors  $(3, 1)$  and  $(1, -3)$  in the coordinate system of its proof, a pair  $(\Upsilon_\phi, v_\phi)$  is obtained in  $\mathbb{R}^2$ , where  $\Upsilon_\phi$  is a 2-cell-complex based on the C&R 3.12<sup>2</sup> lattice and  $v_\phi$  is an SETCC. These pairs give place to corresponding toroidal 2-cell complexes with their corresponding SETCCs, the smallest of which that has an SETCC has 42 vertices, 63 edges, 7 dodecagonal 2-cells and 14 triangular 2-cells.*

*Proof.* Illustrated on the left of Figure 8, where a cutout of the smallest toroidal 2-cell complex mentioned in the statement is represented by the shaded area.  $\square$



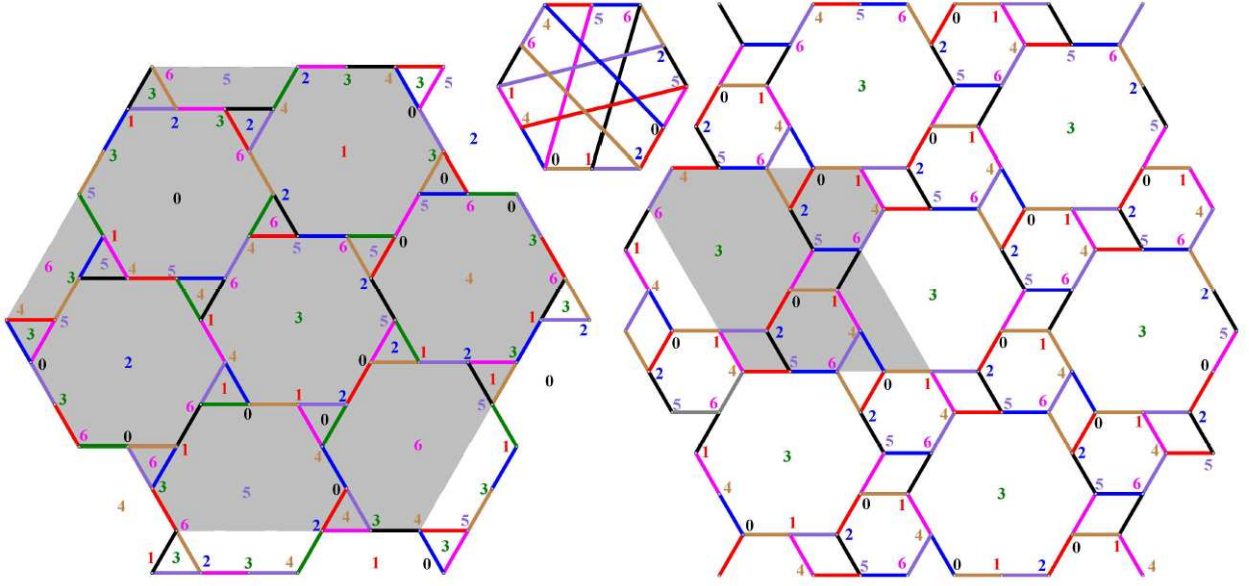


Figure 8: Restrictions of  $(X_\Delta, c_\Delta)$  for C&R 3.12<sup>2</sup> and C&R 4.6.12 lattices.

**Corollary 19.** *By removing from  $(X_\Delta, c_\Delta)$  in Theorem 10 the vertices at graph distance  $\leq 2$  from a sub-lattice of vertices of  $\Delta$  with minimal graph distance 5 generated by the vectors  $(1, 4)$  and  $(-1, 4)$  in the coordinate system of its proof as well as the edges between the remaining triangles, a pair  $(U_\psi, u_\psi)$  is obtained in  $\mathbb{R}^2$ , where  $U_\psi$  is a 2-cell-complex based on the C&R 4.6.12 lattice and  $u_\psi$  is an ETC but not ETCC. These pairs give place to corresponding toroidal 2-cell complexes with their corresponding ETCs. The smallest such toroidal 2-cell complex has 12 vertices, 18 edges, one dodecagonal 2-cell, two hexagonal 2-cells and three square 2-cells.*

*Proof.* Illustrated on the right of Figure 8., where a cutout of the smallest toroidal 2-cell complex mentioned in the statement is represented by the shaded area, the 1-skeleton of which is drawn on the upper center of the figure.  $\square$

**Conjecture 20.** The smallest toroidal 2-cell complex of Corollary 19 is the smallest toroidal 2-cell complex admitting an ETC but not an ETCC.

**Corollary 21.** *Let  $\mathbb{L}$  be the vertex subset of the 1-skeleton  $\sigma(X_\Delta)$  of the triangular 2-cell complex  $X_\Delta$  containing the origin  $(0, 0)$  and having minimum graph distance 2. Then,  $\sigma(X_\Delta) \setminus E(N(\mathbb{L}))$ , obtained by removing from  $\sigma(X_\Delta)$  the edges  $\xi$  between vertices not in  $\mathbb{L}$ , is the 1-skeleton of a plane cell-complex  $X_\otimes$  based on the rhombille tiling of the plane whose 2 cells are the unions each of two triangular 2 cells of  $X_\Delta$  adjacent via such an edge  $\xi$ . Moreover,  $X_\otimes$  has an SETCC  $c_\otimes$  with  $k = 7$ . The pair  $(X_\otimes, c_\otimes)$  gives place to corresponding toroidal 2-cell complexes with associated SETCCs, the smallest such pair  $(Y_\otimes, d_\otimes)$  having seven degree-6 vertices, 14 degree-3 vertices, 42 edges (14 in each of three edge directions) and 21 rhombic 2-cells.*

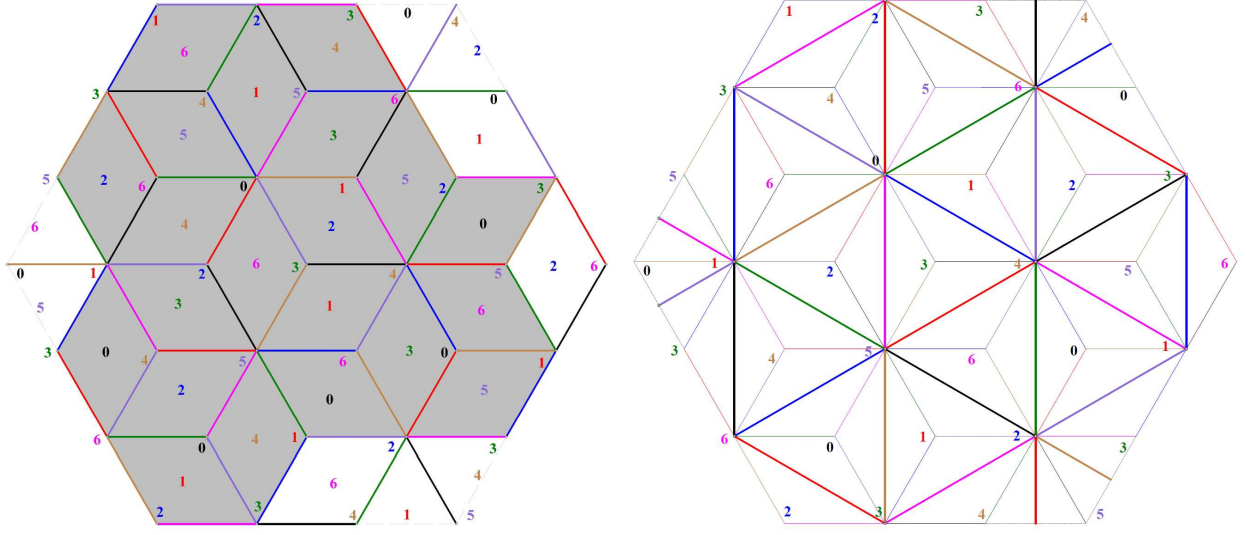


Figure 9: SETCC based on the rhombille tiling and recovering  $(X_\Delta, c_\Delta)$  from it.

*Proof.* Illustrated on the left of Figure 9, where the shaded area cover a cutout of the pair  $(Y_\otimes, d_\otimes)$ . The right of the figure shows from it how to 'recovers  $(X_\Delta, c_\Delta)$  by considering the long diagonals of the rhombic 2-cells of  $X_\otimes$ .  $\square$

**Question 22.** Are there ETCCs or SETCCs on any 2-cell complex whose 1-skeleton is planar, or defining a closed surface different from a toroid? Can Definition 5 be generalized to  $r$ -cell complexes with  $r > 2$  with explicit examples of ETCCs or SETCCs?

## References

- [1] T. Basak, *Combinatorial cell complexes and Poincare duality*, Geom. Dedicata, **147** (2010), 357–387.
- [2] M. Behzad, *Graphs and their chromatic numbers*, PhD thesis, Michigan State University, 1965.
- [3] M. Behzad, *The total chromatic number*, Proc. Conf. Combin. Math. and Appl. (1969), 1–8.
- [4] D. Bryant and M. Dean, *Vertex-transitive graphs that have no Hamilton decomposition*, Jour. Comb. Theory, Ser. B, **113** (2015), 237–246.
- [5] H. M. Cundy and A. P. Rollet, *Mathematical Models*, Tarquin publications, Stradbroke. U.K., 1981.
- [6] S. Dantas, C. M. H. de Figueiredo, G. Mazzuocollo, M. Preissmann, V. F. dos Santos, D. Sasaki, *On the total coloring of generalized Petersen graphs*, Discrete Math., **339** (2016), 1471–1475.

- [7] I. J. Dejter, *From the Coxeter graph to the Klein graph*, Jour. Graph Theory, **70** (2011), 1–9.
- [8] I. J. Dejter, *Total coloring of regular graphs of girth = degree + 1*, Ars Combinatoria, **162** (2025), 169–176.
- [9] I. J. Dejter, *Worst-case efficient dominating sets in digraphs*, Discrete Appl. Math, **161** (2003), 944–952.
- [10] I. J. Dejter and O. Tomaiconza, *Nonexistence of efficient dominating sets in the Cayley graphs generated by transposition trees of diameter 3*, Discrete Appl. Math, **232** (2017), 116–124.
- [11] I. J. Dejter and O. Serra, *Efficient dominating sets in Cayley graphs*, Discrete Appl. Math., **129** (2003), 319–328.
- [12] Y-P. Deng, Y.Q. Sun, Q. Liu and H-C. Wang, *Efficient dominating sets in circulant graphs*, Discrete Mathematics, **340** (2017), 1503–1507.
- [13] Y. Feng, W. Lin, *A concise proof for total coloring subcubic graphs*, Inform. Process. Lett., **113** (2013), 664–665.
- [14] A. Hatcher, Algebraic topology, Cambridge University Press, Cambridge UK, 2002.
- [15] T. Haynes, S. T. Hedetniemi and M. A. Henning, *Efficient Domination in Graphs*, in Domination in Graphs: Core Concepts, Springer Monographs in Mathematics, Springer, 2023.
- [16] J. Geetha, N. Narayanan and K. Somasundaram, Total colorings-a survey, AKCE Int. Jour. Graphs and Combin., **20**, (2023), issue 3. 339–351.
- [17] B. Grunbaum and S. Shephard, *Tilings by regular polygons*, Math. Mag., **50(5)** (1977), 227–277.
- [18] R. Grunbaum and S. Shephard, Tilings and Patterns, W. JH. Freeman and Co., 1987.
- [19] W. Imrich, S. Klavžar and D. F. Rall, Topics in Graph Theory: Graphs and their Cartesian Products, A. K. Peters, 2008.
- [20] T. R. Jensen and B. Toft, Graph coloring problems, Wiley-Interscience Series in Discrete Mathematics and Optimization, New York, NY, 1994.
- [21] M. Knor and P. Potočník, *Efficient domination in vertex-transitive graphs*, Eur. Jour. Combin., **33** (2012), 1755–1764.
- [22] M. Rosenfeld, *On the total chromatic number of a graph*, Israel J. Math., **9** (1971), 396–402.
- [23] A. Sánchez-Arroyo, *Determining the total coloring number is NP-hard*, Discrete Math., **78** (1979), 315–319.

- [24] A. Soifer, The mathematical coloring book, Mathematics of coloring and the colorful life of its creators, Springer, New York NY, 2008.
- [25] R. Stanley, Enumerative Combinatorics I, 2nd ed., Cambridge University Press, 2012.
- [26] N. Vijayaditya, *On total chromatic number of a graph*, J. London Math. Soc., **2** (1971), 405–408.
- [27] V. G. Vizing, *On an estimate of the chromatic class of a  $p$ -graph*, Discret Analiz, **3** (1969), 25–30.
- [28] J. H. C Whitehead, Combinatorial homotopy I, Bull. Amer. Math. Soc., **55** (1949), 213–245.
- [29] J. H. C Whitehead, Combinatorial homotopy II, Bull. Amer. Math. Soc., **55** (1949), 453–496.