

Large Language Model for OWL Proofs

Hui Yang
The University of Manchester
Manchester, UK
hui.yang-2@manchester.ac.uk

Jiaoyan Chen
The University of Manchester
Manchester, UK
jiaoyan.chen@manchester.ac.uk

Uli Sattler
The University of Manchester
Manchester, UK
uli.sattler@manchester.ac.uk

Abstract

The ability of Large Language Models (LLMs) to perform reasoning tasks such as deduction has been widely investigated in recent years. Yet, their capacity to generate proofs—faithful, human-readable explanations of why conclusions follow—remains largely underexplored. In this work, we study proof generation in the context of OWL ontologies, which are widely adopted for representing and reasoning over complex knowledge, by developing an automated dataset construction and evaluation framework. Our evaluation encompassing three sequential tasks for complete proving: Extraction, Simplification, and Explanation, as well as an additional task of assessing Logic Completeness of the premise. Through extensive experiments on widely used reasoning LLMs, we achieve important findings including: (1) Some models achieve overall strong results but remain limited on complex cases; (2) Logical complexity, rather than representation format (formal logic language versus natural language), is the dominant factor shaping LLM performance; and (3) Noise and incompleteness in input data substantially diminish LLMs’ performance. Together, these results underscore both the promise of LLMs for explanation with rigorous logics and the gap of supporting resilient reasoning under complex or imperfect conditions. Code and data are available at <https://github.com/HuiYang1997/LLMOwlR>.

CCS Concepts

• **Computing methodologies** → **Description logics**; **Natural language generation**.

ACM Reference Format:

Hui Yang, Jiaoyan Chen, and Uli Sattler. 2026. Large Language Model for OWL Proofs. In *Proceedings of the ACM Web Conference 2026 (WWW ’26)*, April 13–17, 2026, Dubai, United Arab Emirates. ACM, New York, NY, USA, 17 pages. <https://doi.org/10.1145/XXXXXX.XXXXXX>

1 Introduction

In recent years, analyzing the logical reasoning capabilities of Large Language Models (LLMs) has attracted considerable attention [28, 32, 37]. Prior work has explored multiple facets of reasoning tasks, including deduction [8, 18, 41, 45], induction [43], constraint satisfaction problems [29] and combinations of multiple reasoning paradigms [16, 23, 33, 38, 46, 50, 55]. However, most studies focus narrowly on individual aspects of logical reasoning under idealized conditions, such as providing LLMs with complete premise sets and

asking them to select correct answers from given options or verify reasoning processes.

The more comprehensive and realistic **proof construction and presentation** abilities of LLMs remain underexplored. Specifically, can LLMs effectively perform proof construction when given a conclusion and a set of potential premises? This task requires simultaneously identifying necessary logical information and generating correct, interpretable consequences—a significantly more challenging problem than traditional reasoning evaluation. Furthermore, how do LLMs perform when available premises are incomplete or only partially specified, reflecting real-world scenarios where perfect information is rarely available?

In this work, we investigate this realistic LLM evaluation problem on proof construction using OWL (Web Ontology Language) ontologies [9], a widely adopted formalism for semantic reasoning across domains such as the Semantic Web [21], healthcare [44], and finance [4]. OWL ontologies serve two key purposes: (i) they provide formal, specific, shared, and machine-readable knowledge representations as collections of **axioms**, and (ii) they enable automated reasoning over existing axioms to infer new knowledge, underpinned by Description Logic (DL).

Different from prior benchmarks that evaluate whether LLMs contain knowledge expressed in ontologies [5, 36, 48, 56], or can perform deductive inference over ontologies [18, 39, 56], we focus on evaluating the proving abilities of LLMs over OWL ontologies. To this end, we define three tasks of increasing difficulty (illustrated in Figure 1):

- (1) **Extraction.** Identify and extract a set of axioms sufficient to infer the target conclusion. This evaluates both completeness (capturing all necessary supporting axioms) and conciseness (avoiding irrelevant axioms).
- (2) **Simplification.** For each extracted supporting axiom, rewrite it into a simplified one by keeping only the essential parts that contribute to the derivation of the target conclusion.
- (3) **Explanation.** Given a conclusion and its supporting axioms, produce a logically valid, coherent, and understandable proof that demonstrates how the conclusion is inferred.

Moreover, in real-world scenarios, logical information is often written informally in natural language and may be incomplete for inferring the target conclusion. To capture these scenarios, we introduce two additional evaluation dimensions: *formal logic language versus natural language* and *complete versus incomplete premises*. In the case of incomplete premises, a natural question arises: are the given premises sufficient to derive the target conclusion? We frame this as a **Logic Completeness** task within the incomplete-premise setting.

In summary, our evaluation goes beyond traditional reasoning tasks such as extracting relevant axioms and generating proofs. We also investigate more complex, realistic scenarios that classical



This work is licensed under a Creative Commons Attribution 4.0 International License. *WWW ’26, Dubai, United Arab Emirates.*

© 2026 Copyright held by the owner/author(s).

ACM ISBN 979-8-4007-2307-0/2026/04

<https://doi.org/10.1145/XXXXXX.XXXXXX>

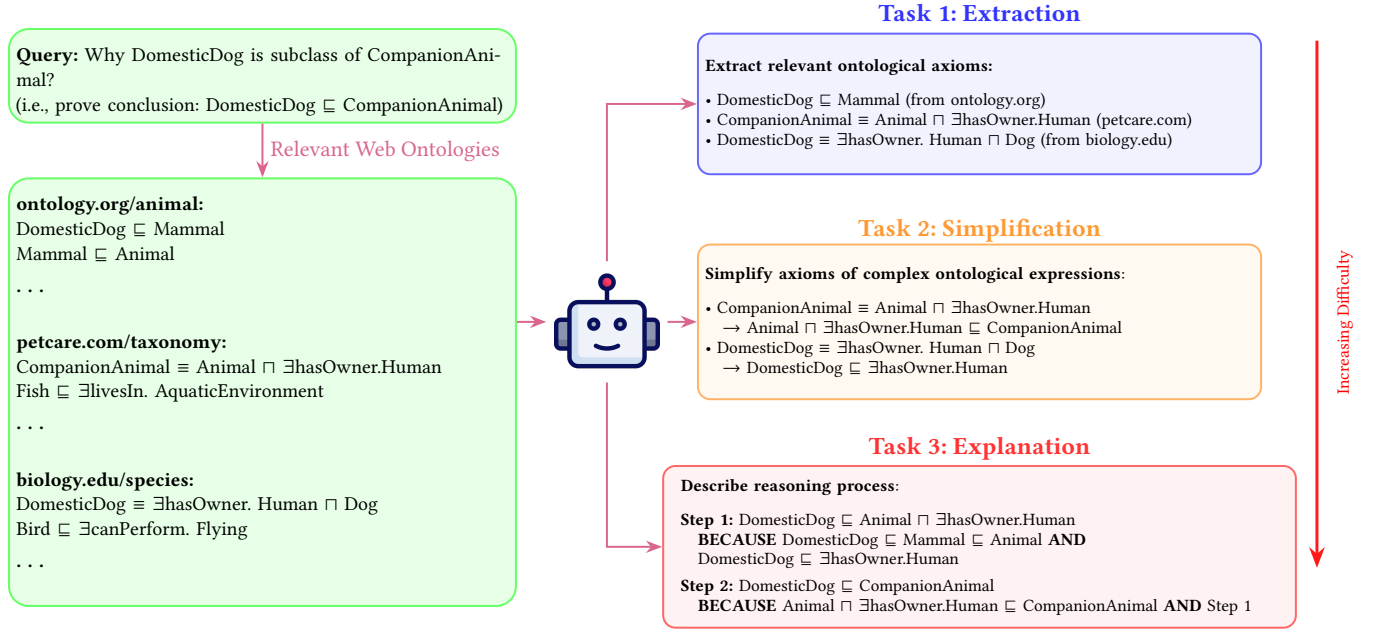


Figure 1: LLMs for proof construction and presentation with Web ontologies

ontology reasoners cannot address—specifically, cases where logical information is expressed informally in natural language, or where the set of premises is incomplete.

To facilitate systematic evaluation, we propose an automatic dataset construction and evaluation framework that can support arbitrary OWL ontologies of DL \mathcal{EL} , and investigate state-of-the-art reasoning LLMs of different sizes, including the DeepSeek-R1 family, the Qwen3 family, GPT-o4-mini and Magistral. Through extensive evaluation across diverse cases on three real-world ontologies, we gain a deeper understanding of LLMs’ reasoning capabilities with several important findings, including:

- (1) Some models, such as *GPT-o4-mini* and *Qwen3-32B*, achieve strong overall results but remain limited when confronted with conclusions that require complex derivation patterns beyond transitive closures.
- (2) The primary determinant of performance lies in the underlying logical complexity of the task, rather than the form of expression (e.g., formal logic language vs. natural language).
- (3) The greatest challenges arise from noise and incompleteness in the input: performance on reasoning tasks can decline considerably, dropping by up to 47% with substantial irrelevant information and up to 38% with missing premises.

These findings provide valuable insights for future research on complex LLM reasoning problems such as explainable knowledge retrieval and generation, which aims to find exactly necessary materials from a knowledge base towards requests that require logical proving (such as answering natural language questions with attributions [10, 20]).

2 Related Work

LLM Evaluation on Logical Reasoning. Evaluating the logical reasoning capabilities of LLMs has emerged as a central research direction. Prior work has primarily focused on tasks such as *deductive reasoning* [8, 41, 45], *inductive reasoning* [43], *constraint satisfaction problems* [29], and hybrid settings that combine multiple reasoning paradigms (e.g., non-monotonic reasoning) [16, 23, 33, 38, 46, 55]. However, most existing benchmarks assume clean and complete premise sets. They are typically constructed by instantiating abstract rules from formal logics (e.g., propositional or first-order logic) with synthetic symbols or entities¹. While systematic, such approaches abstract away from commonsense and domain-specific knowledge. In contrast, our work leverages real-world ontologies from diverse domains. Ontologies encode both semantic richness and logical structure, making them a natural resource for evaluating LLMs’ ability to reason under incomplete premises while remaining grounded in real-world semantics.

LLMs on Ontologies. The application of LLMs to ontology engineering and reasoning has attracted increasing attention. Existing research can be broadly divided into two categories: (1) *Ontology construction and validation*, which include constructing new ontologies axioms from text [12, 13, 31, 34], evaluating ontology knowledge captured by pre-training LLMs [5, 36, 48, 56], and validation of ontology correctness or abilities [30, 40, 47]; and (2) *Subsumption prediction and inference*, which investigates whether LLMs can predict subsumptions in zero-shot, few-shot or finetuning settings and deductive reasoning capabilities [18, 19, 39, 51, 56].

¹E.g., given the premise in first-order logic $\{p(x), \forall x. p(x) \rightarrow q(x)\}$, one can derive $q(x)$. Replacing x by a person (e.g., Tom) and p, q by some attributes (p : likes apples; q : likes oranges), one obtain the natural language form with premise ‘Tom likes apples. Anyone who likes apples likes oranges’ and conclusion ‘Tom likes oranges’.

However, these works devote less attention to the more complex proving context highlighted in the introduction. Such contexts involve explanation generation and logical evidence retrieval, both of which are crucial for practical applications. In this work, we address this gap by evaluating the proving ability of LLMs over ontologies, focusing on atomic subsumptions and their corresponding justifications [1, 22, 24, 52].

3 Preliminaries

Ontologies represent knowledge using sets of statements, called *axioms*, which describe concepts (unary predicates) and roles (binary predicates). In this work, we focus on \mathcal{EL} -ontologies, which are based on the Description Logic fragment of \mathcal{EL} and are widely applied in domains such as biomedicine [3]. Let $N_C = \{A, B, \dots\}$, $N_R = \{r, t, \dots\}$, and $N_I = \{a, b, \dots\}$ denote pairwise disjoint sets of *concept names*, *role names*, and *individual names*, respectively. \mathcal{EL} -concepts are defined recursively as $C ::= \top \mid A \mid C \sqcap D \mid \exists r.C$, where $A \in N_C$, $r \in N_R$, and C, D are \mathcal{EL} -concepts. An \mathcal{EL} -ontology \mathcal{O} is a finite set of axioms consisting of General Concept Inclusions (GCIs) axioms $C \sqsubseteq D$, where C and D are (complex) \mathcal{EL} -concepts, and facts about individuals in N_I . In this work, we focus mainly on the GCIs, by which complex logical relationships are usually defined.

EXAMPLE 1. Consider a small university \mathcal{EL} -ontology with atomic concepts *Student*, *Graduate*, *Course*, and role *enroll*. We can define two axioms: *Graduate* \sqsubseteq *Student*, *Student* $\sqsubseteq \exists \text{enroll}. \text{Course}$.

From an ontology \mathcal{O} , new axioms can be inferred through logical reasoning. For example, given $A \sqsubseteq B$ and $B \sqsubseteq C$ in \mathcal{O} , one can derive $A \sqsubseteq C$, written as $\mathcal{O} \models A \sqsubseteq C$. For formal definition of entailment “ \models ” based on *interpretations* and *models*, please refer to [3].

4 Dataset Construction

Now, we describe the construction of our dataset, designed to evaluate the three tasks introduced earlier. The main idea is based on the concept of *justifications* for a conclusion, which captures the minimal set of axioms required to entail that conclusion. Intuitively, each justification provides the essential premise requirement for inferring the given entailment. The formal definition is given below:

DEFINITION 1 (JUSTIFICATION). Let \mathcal{O} be an ontology and α a conclusion with $\mathcal{O} \models \alpha$. An axiom subset $J \subseteq \mathcal{O}$ is a justification for α if $J \models \alpha$, **and** no proper subset of J entails α (i.e., no $J' \subsetneq J$ such that $J' \models \alpha$).

Justifications provide the foundation for the extraction, simplification, and explanation tasks in our dataset, as they capture the minimal set of axioms required to support each conclusion. It is important to note that a single conclusion may have multiple distinct justifications. For simplicity, in both the construction of the dataset and our experiments, we consider only the justification of minimal size, i.e., the one containing the fewest axioms.

The construction of the dataset proceeds in two main steps:

- (1) We first randomly select subsumption axioms as the target conclusions along with their corresponding justifications as the golden answers for extraction. To ensure a well-distributed

selection, we introduce a distance measure *atomic distance* for each subsumption and select axioms across different distance ranges (details in Section 4.1).

- (2) We then introduce *noisy axioms* based on semantic distances computed using embedding models. These noisy axioms do not belong to any justification for the given conclusion, which guarantees that the golden answer remains the only correct answer (details in Section 4.2).

During evaluation, we shuffle the order of both the original and noisy axioms, and prompt the LLMs to generate detailed explanations using prompt learning techniques (for details see Appendix A).

4.1 Selecting Conclusions

Given an ontology \mathcal{O} , our construction method focus on inferred atomic subsumptions of the form $\mathcal{O} \models A \sqsubseteq B$, where A and B are atomic concepts (i.e., $A, B \in N_C$). To ensure that the selected subsumptions cover broad cases, we introduce a metric over atomic subsumptions, denoted as **atomic distance**, and select them uniformly across different distance levels. The atomic distance serves as a heuristic for estimating the “reasoning length” of an atomic subsumption, measured by the number of intermediate atomic concepts involved. Specifically:

- (1) **Distance 1 (Direct Subsumption):** A subsumption $A \sqsubseteq B$ has distance 1 if $\mathcal{O} \models A \sqsubseteq B$ and there exists no atomic concept $A' \notin \{A, B\}$ such that both $\mathcal{O} \models A \sqsubseteq A'$ and $\mathcal{O} \models A' \sqsubseteq B$.
- (2) **Distance k (Indirect Subsumption for $k \geq 2$):** More generally, for an atomic subsumption $\mathcal{O} \models A' \sqsubseteq B'$, the atomic distance of $A' \sqsubseteq B'$ is defined as the minimal number k such that there exists a chain of direct subsumptions

$$A_0 \sqsubseteq A_1, A_1 \sqsubseteq A_2, \dots, A_{k-1} \sqsubseteq A_k, \text{ where } A_0 = A', A_k = B'.$$

REMARK 1. It is worth noting that a subsumption $\mathcal{O} \models A \sqsubseteq B$ with a higher atomic distance typically has justifications involving more axioms. When the atomic distance coincides with the number of justifications, the derivation pattern often follows directly from transitive closure. For example, in $\mathcal{O} = \{A \sqsubseteq A_1, A_1 \sqsubseteq A_2, \dots, A_{k-1} \sqsubseteq A_k\}$, the subsumption $\mathcal{O} \models A \sqsubseteq A_k$ has both atomic distance and number of justifications equal to k , corresponding to the straightforward transitive chain $A \sqsubseteq A_1 \sqsubseteq \dots \sqsubseteq A_k$.

In contrast, when the justifications contain more axioms than the atomic distance, the derivation usually involves more intricate reasoning patterns, and we classify such cases as complex. For instance, consider $\mathcal{O}' = \{A \sqsubseteq \exists r.B, B \sqsubseteq B_1, \exists r.B_1 \sqsubseteq A_1\}$. Here, the subsumption $\mathcal{O}' \models A \sqsubseteq A_1$ has atomic distance 1, since there is no intermediate concept A' with $\mathcal{O}' \models A \sqsubseteq A' \sqsubseteq A_1$. However, the number of justifications is 3, reflecting the use of more sophisticated reasoning based on the existential operator “ $\exists r$ ”.

4.2 Selecting Noisy Axioms

Since real-world ontologies can be extremely large (e.g., Snomed CT contains over 350,000 axioms) and it is impractical and costly to feed them all into LLMs directly for evaluating the extraction task, we construct the input by adding noisy axioms into the golden justification as follows. We introduce noisy axioms primarily based on their semantic interpretations. Specifically, we first translate

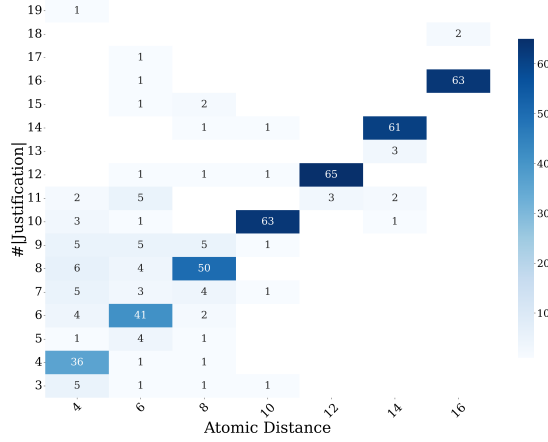


Figure 2: Distribution of the selected conclusions (subsumptions).

both the given conclusion and each axiom in the ontology into natural language sentences according to their semantic meanings. Then, we select noisy axioms by measuring their semantic distance using sentence embedding models, which evaluate the degree of semantic similarity between sentences.

In details, following [18], for an axiom of the form $C \sqsubseteq D$ (resp. $C \equiv D$), the corresponding sentence is: $\mathcal{V}(C)$ is a subclass of $\mathcal{V}(D)$ (resp. $\mathcal{V}(C)$ is equivalent to $\mathcal{V}(D)$), where $\mathcal{V}(C)$ and $\mathcal{V}(D)$ denote the verbalization of the concepts C and D , generated compositionally by the following rules:

$$\mathcal{V}(C \sqcap D) = \text{"}\mathcal{V}(C) \text{ and } \mathcal{V}(D)\text{"},$$

$$\mathcal{V}(\exists r.C) = \text{"something that } \mathcal{V}(r) \text{ some } \mathcal{V}(C)\text{"}.$$

For instance, we have $\mathcal{V}(\text{Person} \sqcap \text{Student}) = \text{"person and student"}$, $\mathcal{V}(\exists \text{isParentOf}.\text{Person}) = \text{"something that is parent of some person"}$. Similarly, conclusions $C \sqsubseteq D$ are transformed into query-like sentences of the form: *"Why is $\mathcal{V}(C)$ a subclass of $\mathcal{V}(D)$?"*. Finally, noisy axioms are selected based on their embedding distances, with embedding vectors computed using the sentence embedding model BGE [49].

One could consider extracting noisy axioms based on logical structures, such as the hypergraph-based representations proposed by [35, 53] or ontology modules [6, 11, 26, 42, 52, 54]. However, this approach requires a more detailed discussion of the selection process and additional effort to control the size of the selected result. For simplicity, we instead rely on semantic meaning, which is more convenient and better suited to our experimental setup. In particular, our experiments also investigate the impact of the natural language forms of axioms (Section 6.2.2), rather than focusing solely on formal logical expressions.

4.3 Constructed Dataset

We use three widely used, large-scale ontologies—**Snomed CT** [44], **Foodon** [15], and **GO-Plus** [2], which have been used for evaluation in many previous works [7]. They may infer millions of subsumptions (detailed statistic given by Figure 12 in Appendix). Due to the computer source limitations, we only select part of them in our evaluation. It should be noted that other researchers can use

Inference Rules

Inference Rules

1. Subsumption: If $A \sqsubseteq B$ and $B \sqsubseteq C$, then $A \sqsubseteq C$
2. Conjunction: If $A \sqsubseteq B$, $A \sqsubseteq C$, then $A \sqsubseteq B \sqcap C$
3. Existential: If $A \sqsubseteq \exists r.C$ and $C \sqsubseteq D$, then $A \sqsubseteq \exists r.D$
4. Equivalence: If $A \equiv B$, then $A \sqsubseteq B$ and $B \sqsubseteq A$
5. Conjunction Inference: If $A \sqsubseteq B \sqcap C$, then $A \sqsubseteq B$ and $A \sqsubseteq C$

Here, A, B, C, \dots means concept, r means roles. \sqsubseteq means subclass, \equiv means equivalence, $\exists r.A$ means the set of elements in A that have a relationship r with A .

Figure 3: Inference Rules (for \mathcal{EL} -ontologies)

our code for generating more sample according to their interest. Specifically, from Snomed CT, we randomly extract 350 conclusions. For the other two ontologies, whose logical structures are simpler, we select 70 conclusions from each. All conclusions are chosen with an even atomic distance range uniformly spanning from 4 to 16. We filter out the non- \mathcal{EL} axioms that contains non-EL constructors (e.g., \neg). The distribution of these selected conclusions (subsumptions), over different atomic-distances and different justification sizes (i.e., numbers of axioms) are shown in the Figure 2.

5 Evaluation Methods and Settings

5.1 Methods

We test the performance based on prompt-based method with two options: (1) supplying a set of inference rules to guide reasoning over \mathcal{EL} -ontologies, as illustrated in Figure 3; or (2) providing examples, such as the one in Figure 4 (detailed in Appendix A).

The evaluated language models span both open-source and commercial systems: **(1) Open-source models:** The 32B models comprise *DeepSeek-R1-Distill-Qwen-32B*, *Qwen3-32B*, and *Qwen2.5-32B*, the 24B model by *Magistral-Small-2506*, and the 8B models *Qwen3-8B*, *DeepSeek-R1-Distill-Qwen-8B*, and *DeepSeek-R1-Distill-Llama-8B*; **(2) Commercial baseline:** *GPT-o4-mini*, a cost-effective commercial model that demonstrates strong performance. This organization enables systematic comparisons across model scale, architecture, and source type. For all LLMs tested, the max token limit is 5,000, with temperature fixed at 0 as convention to ensure reproducibility and enable fair comparison across models.

5.2 Metrics

Format Correctness Rate This metric measures the percentage of samples in which the LLM produces outputs that adhere to the required format. That is, the output includes the three sections AXIOMS_USED, SIMPLIFY, and DERIVE, as illustrated in Figure 4. Note that a high generation success rate indicates that the reasoning LLMs have robust formatting ability or their reasoning processes are relatively brief, but it does not guarantee the correctness of the results.

Extraction We evaluate extraction performance using the Jaccard Similarity, defined as (S denotes the output axiom set in the section

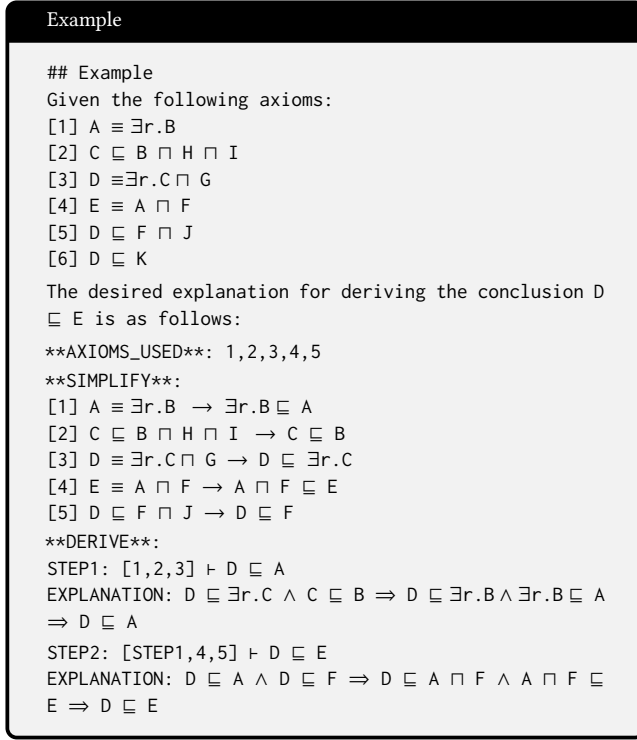


Figure 4: An example of the given input and desired output. The output is supposed to consist of three parts, AXIOMS_USED, SIMPLIFY, and DERIVE, correspond to the tasks *Extraction*, *Simplification*, and *Derivation*, respectively.

AXIOM_USED and S_{gt} denotes the ground-truth set):

$$\text{Jaccard Similarity} = \frac{|S \cap S_{gt}|}{|S \cup S_{gt}|}$$

Simplification Performance on the simplification task is evaluated using the following metrics, which assess both logical correctness and efficiency:

- (1) *Axiom-wise Accuracy*: A single-axiom simplification is correct if its simplified form is logically entailed by the original axiom (e.g., $\{A \equiv C\} \models C \sqsubseteq A$).
- (2) *Overall Accuracy*: A simplification is fully correct if all individual axioms are correctly simplified **and** the target conclusion remains derivable from the simplified forms.
- (3) *Length-drop Percentage*: This metric quantifies the efficiency of simplification by measuring the total reduction in axiom length².

Derivation Analogous to the simplification case, we measure performance on the derivation task using:

- (1) *Step-wise Accuracy*: A derivation step is correct if the conclusion logically follows from its premises **and** all premises are either given axioms or results of previously validated steps.

²Length is computed by assigning weight 1 to each logical operator, role, and concept, and weight 2 to equivalence (\equiv).

- (2) *Overall Accuracy*: A derivation is fully correct if all individual steps meet the step-level criteria **and** the target conclusion is successfully derived.
- (3) *Derivation Steps*: This measures the total steps that the output derivations have.

REMARK 2. Most of the metrics introduced above can only be computed when the output is in the correct format. To account for outputs with incorrect formatting, we also use a **weighted** version of each metric, obtained by multiplying the format-correctness rate with the corresponding metric.

6 Evaluation Results

We begin with a standard setting, where the input axioms are expressed in formal logic and contain the complete justification of the output conclusion as well as the same number of noisy axioms as the justification. In Section 6.2, we extend our analysis to the more complex settings in which the input contains more noisy axioms, axioms expressed in natural language, or incomplete premises.

6.1 Standard Setting

6.1.1 Performance of Different Evaluation Methods. The main results across all datasets are summarized in Table 1. We have the following observations for the overall best performance. For the **format correctness rate**, we observe that all relatively large models ($\geq 32B$) achieve strong performance, typically above 70% when inference rules are provided. Compared to GO-Plus and Foodon, the format correctness on Snomed CT is generally lower, which may be attributed to the comparatively higher complexity of derivations in Snomed CT. This observation is also supported by the relatively low accuracy observed on Snomed CT in the extraction, simplification, and derivation tasks discussed below.

For the **extraction** task, *GPT-o4-mini* and *Qwen3-32B* achieve the best performance, with Jaccard similarity scores consistently exceeding 95% across different ontologies. In contrast, some models such as *Qwen2.5-32B* and *DeepSeek-R1-Qwen-32B* demonstrate high format correctness but very low Jaccard similarity (below 50%). This discrepancy suggests that these models primarily capture structural patterns rather than genuinely understanding the reasoning process.

For the **simplification** task, we find that *GPT-o4-mini* consistently achieves the highest accuracy, exceeding 90% across all the three datasets. *Qwen3-32B* ranks second, performing substantially better than the remaining models but still lagging by around 40% behind *GPT-o4-mini* in weighted overall accuracy on Snomed CT. However, the performance gap is much smaller ($< 10\%$) on other two datasets: GO-Plus and Foodon.

Moreover, when evaluating simplification efficiency based on the length-drop percentage, we find that *Snomed CT* exhibits substantially higher reductions (typically $> 25\%$) compared to *GO-Plus* and *Foodon* (typically $< 5\%$). This is primarily because axioms in Snomed CT are generally more complex than those in GO-Plus and Foodon, which usually consist of only atomic subsumptions (i.e., $A \sqsubseteq B$) that cannot be further simplified.

The performance on **derivation** tasks follows a similar pattern to simplification: *GPT-o4-mini* achieves the best results, followed by *Qwen3-32B*, which lags up to 33% behind *GPT-o4-mini* in weighted

Table 1: Comparison of model performance (results presented as performance with/without inference rules). Format-Correct denotes Format Correctness Rate of the generated response. The top 3 results for each metric are highlighted in red (1st), blue (2nd), and orange (3rd).

Model	Format-	Jaccard	Simplification Acc.			Derivation Acc.		
	Correct	Avg.	axiom-wise	overall	length-drop	step-wise	overall	# Steps
Snomed CT								
GPT-o4-mini	83.43 / 92.26	99.19 / 99.66	98.66 / 97.97	91.78 / 91.93	27.04 / 26.55	97.21 / 93.06	93.49 / 86.02	7.86 / 7.02
DeepSeek_R1_Llama-8B	58.86 / 60.86	68.18 / 66.21	78.57 / 76.14	34.58 / 29.78	23.85 / 24.90	49.39 / 51.48	14.02 / 14.22	4.59 / 4.20
DeepSeek_R1_Qwen-32B	97.43 / 86.86	42.23 / 35.63	96.55 / 93.25	8.00 / 6.02	33.29 / 40.21	53.39 / 58.77	7.71 / 7.16	4.89 / 4.95
DeepSeek_R1_Qwen-8B	15.71 / 16.57	52.63 / 49.34	77.16 / 72.96	40.48 / 29.41	15.82 / 23.91	63.85 / 73.44	8.33 / 7.84	8.17 / 6.90
Qwen2.5-32B	99.71 / 100.00	39.81 / 39.41	93.26 / 92.37	5.71 / 6.29	20.33 / 25.57	60.97 / 58.80	6.57 / 7.14	7.07 / 5.68
Qwen3-32B	73.71 / 29.71	95.87 / 82.28	97.97 / 97.12	69.47 / 51.33	30.24 / 29.70	94.15 / 88.03	72.14 / 61.95	7.31 / 6.50
Qwen3-8B	16.57 / 22.29	86.87 / 86.78	94.32 / 94.72	67.19 / 66.67	25.92 / 31.64	88.71 / 88.64	51.56 / 50.62	9.83 / 7.17
Magistral-Small-2506	33.71 / 29.14	84.77 / 81.55	87.62 / 89.29	38.56 / 36.96	35.36 / 36.49	78.55 / 88.90	32.68 / 34.78	6.22 / 6.07
GO-Plus								
GPT-o4-mini	100.00 / 100.00	100.00 / 100.00	100.00 / 98.65	98.11 / 98.11	2.24 / 3.23	98.47 / 98.67	98.11 / 94.34	6.15 / 5.66
DeepSeek_R1_Llama-8B	79.25 / 66.04	84.73 / 69.71	89.21 / 90.59	69.05 / 64.86	2.90 / 4.39	40.00 / 41.77	26.19 / 8.11	3.93 / 4.27
DeepSeek_R1_Qwen-32B	98.11 / 81.13	47.18 / 36.69	97.04 / 77.87	13.46 / 1.96	1.67 / 7.76	56.67 / 52.07	17.31 / 15.69	4.04 / 3.31
DeepSeek_R1_Qwen-8B	52.83 / 49.06	54.42 / 61.90	81.51 / 93.29	50.00 / 68.75	12.57 / 7.23	62.48 / 76.40	11.76 / 31.25	14.97 / 12.31
Qwen2.5-32B	96.23 / 96.23	45.44 / 46.94	97.51 / 95.35	9.80 / 5.88	0.09 / 3.02	54.73 / 59.57	11.76 / 15.69	6.63 / 4.61
Qwen3-32B	73.58 / 35.85	96.73 / 86.39	99.48 / 98.34	95.00 / 80.00	4.00 / 3.03	99.16 / 97.62	92.50 / 60.00	5.97 / 4.20
Qwen3-8B	32.08 / 52.83	85.45 / 95.92	98.21 / 100.00	84.21 / 82.76	1.42 / 0.80	94.78 / 98.80	78.95 / 82.76	7.05 / 8.59
Magistral-Small-2506	54.72 / 54.72	84.08 / 84.00	92.23 / 92.79	55.88 / 65.62	10.30 / 6.78	73.62 / 84.06	44.12 / 37.50	6.91 / 6.47
Foodon								
GPT-o4-mini	100.00 / 100.00	100.00 / 100.00	99.29 / 99.18	100.00 / 97.14	1.91 / 3.55	95.07 / 95.09	88.57 / 91.43	6.96 / 6.40
DeepSeek_R1_Llama-8B	70.00 / 64.29	87.62 / 76.31	91.07 / 83.45	56.00 / 54.35	1.16 / 1.15	55.51 / 52.63	26.00 / 15.22	5.08 / 4.13
DeepSeek_R1_Qwen-32B	95.71 / 92.86	43.41 / 38.56	97.67 / 81.18	15.94 / 11.43	2.87 / 6.58	72.73 / 58.27	11.59 / 15.71	5.58 / 3.80
DeepSeek_R1_Qwen-8B	48.57 / 32.86	42.08 / 58.57	70.70 / 90.74	50.00 / 46.67	12.31 / 10.81	67.30 / 86.40	5.26 / 30.00	20.76 / 9.07
Qwen2.5-32B	94.29 / 94.29	39.95 / 39.08	96.65 / 95.06	12.12 / 12.12	3.09 / 2.03	62.66 / 56.62	21.21 / 15.15	6.05 / 4.58
Qwen3-32B	74.29 / 37.14	97.58 / 90.11	97.65 / 95.57	90.38 / 73.08	5.29 / 6.91	91.36 / 91.39	90.38 / 65.38	7.79 / 5.81
Qwen3-8B	28.57 / 50.00	89.52 / 97.20	87.81 / 96.85	85.71 / 91.43	7.28 / 4.92	88.33 / 84.23	66.67 / 77.14	5.71 / 10.14
Magistral-Small-2506	51.29 / 44.99	87.64 / 83.85	87.95 / 93.59	58.79 / 61.54	9.36 / 6.48	78.52 / 79.38	53.27 / 51.65	5.85 / 6.53

overall accuracy. Additionally, we find that derivations typically require 7–8 steps on average. However, some models deviate substantially (e.g., >20 steps for *DeepSeek-R1-Qwen-8B* on Foodon), which is not reliable given their low overall derivation accuracy.

6.1.2 Impact of Inference Rules. We now examine the effect of incorporating inference rules, focusing on the two best-performing models: *Qwen3-32B* and *GPT-o4-mini*. The results are presented in Figure 5. To ensure a fair comparison that accounts for incorrectly formatted outputs, **in the rest of the paper, we focus on the weighted values** (recall Remark 2) rather than the raw values reported in Table 1, unless stated otherwise.

For *Qwen3-32B*, the addition of inference rules yields consistently strong benefits across all ontologies. Both the format correctness rate and the task-specific metrics—Jaccard average, simplification accuracy, and derivation accuracy—improve substantially, with gains of roughly two- to threefold.

In contrast, the effect of inference rules on *GPT-o4-mini* is much smaller. In the Snomed CT dataset, performance even declines across all metrics of success and accuracy. This suggests that *GPT-o4-mini* has largely internalized the relevant inference rules during training. As a result, explicitly encoding these rules in the prompt may instead degrade performance due to the increased input length.

6.1.3 Impact of Examples. We investigate the effect of providing examples, still focusing on *Qwen3-32B*, *GPT-o4-mini*, and their corresponding weighted values. Results are illustrated in Figure 6.

For *Qwen3-32B*, the no-example setting yields a substantially higher rate of format correctness compared to the setting with examples. However, most of the outputs in the no-example case appear to be only formally correct but not logically valid: the case with examples consistently achieves higher overall accuracy across all three tasks, as reflected in higher Jaccard similarity, simplification and derivation overall accuracy. Specifically, for weighted overall derivation accuracy, adding examples to the prompt can increase performance by up to 16-fold (e.g., from 3.82% to 61.95% on Snomed CT). Interestingly, for axiom-wise simplification accuracy, the case without examples performs consistently better than the case with examples. This may be due to the larger number of correctly formatted outputs in the no-example case, which contribute many correct axiom-wise simplifications and thus increase axiom-wise accuracy.

For *GPT-o4-mini*, the effect of examples is more uniform: performance improves consistently across all metrics. However, the difference is much smaller than in the case of *Qwen3-32B*.

6.1.4 Performance on Different Conclusions. Figure 7 provides a fine-grained illustration of the tested conclusions over Snomed

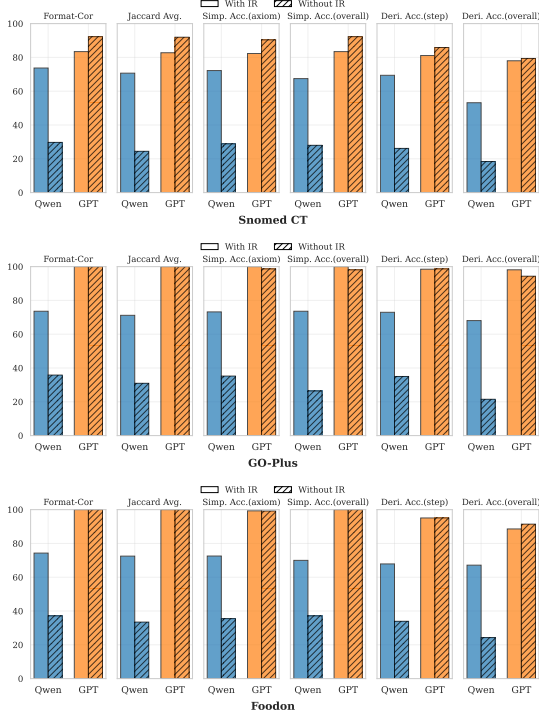


Figure 5: Comparison (weighted) of *Qwen3-32B* and *GPT-o4-mini* with/without Inference Rules (IR).

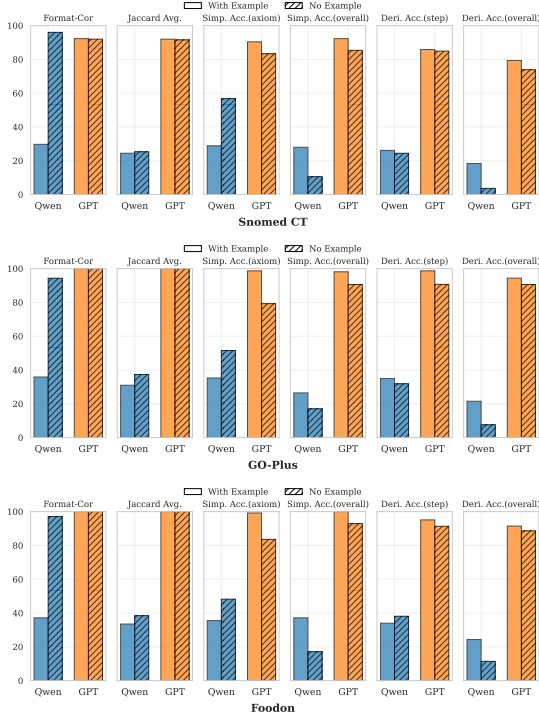
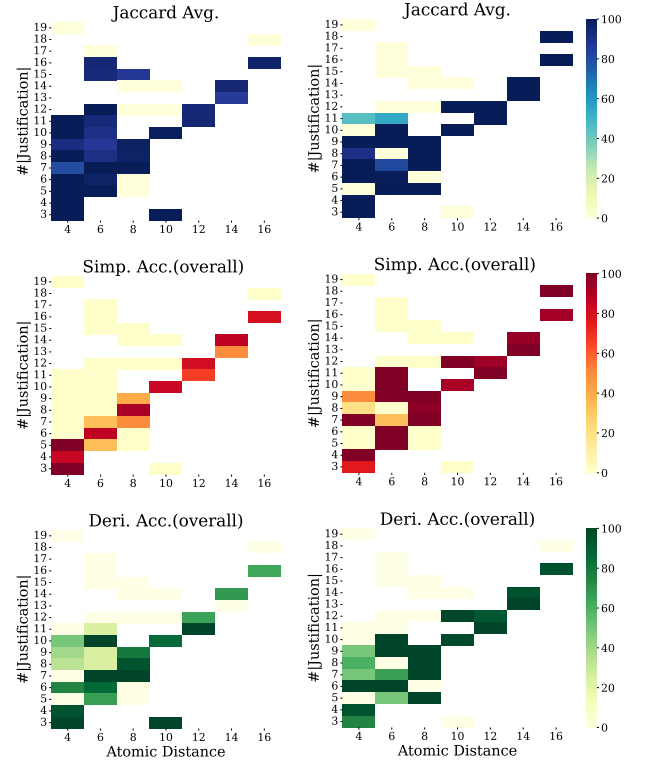


Figure 6: Comparison (weighted) of *Qwen3-32B* and *GPT-o4-mini* with/without examples.



(a) *Qwen3-32B*

(b) *GPT-o4-mini*

Figure 7: Performance (weighted) on Snomed CT across different subsumptions grouped by atomic distance and justifications size (with examples and inference rules).

CT, grouped by their atomic distance (y -axis) and the number of axioms in the corresponding justifications (x -axis). Results on other datasets are provided in Appendix B.3.

Recall from Remark 1 that cases in the upper-left region of Figure 7—characterized by low atomic distance but large justification size—are relatively complex and often require intricate reasoning. We observe that the two best-performing LLMs, *GPT-o4-mini* and *Qwen3-32B*, exhibit limited effectiveness on these cases, even when provided with examples and inference rules (additional tests for such difficult cases are reported in Appendix B.1). By contrast, in the diagonal region—where atomic distance and justification size are roughly equal—both models perform consistently well, regardless of justification size.

6.2 Complex Settings

To further identify the main challenges faced by LLMs in the proving scenario, we investigate the performance of the best-performing model, *GPT-o4-mini*, under more challenging and realistic conditions. These include varying the *ratio of noisy axioms*, using *natural language* instead of formal logic representations in the input, and handling *incomplete cases* where the provided axioms are insufficient to derive the given conclusion. We focus on the Snomed CT case, as its corresponding samples are more complex and therefore more representative than those of Foodon and GO-Plus.

Table 2: Performance (not weighted) under different ratios of justification and noisy axioms (left), and using natural language forms with a justification-noise ratio of 1:1 (right). Results are from Snomed CT using *GPT-o4-mini* without inference rules or examples.

Metric	Ratio (justification : noise)				Nature Lang. (max token)	
	1 : 1	1 : 5	1 : 10	1 : 20	5000	10,000
Format-Correct	91.98	80.57	78.28	61.71	84.00	85.42
Jaccard Avg.	99.49	95.49	87.71	78.96	96.00	94.56
Simp. axiom-wise	90.60	92.86	91.76	89.74	-	-
Acc. overall	80.91	77.99	72.27	69.29	-	-
Deri. step-wise	92.33	93.87	90.50	88.60	-	-
Acc. overall	80.30	73.13	64.30	56.00	-	-

6.2.1 Different Ratios of Noisy Axioms. We varied the ratio of justification and noisy axioms from 1:1 to 1:5, 1:10, and 1:20 and evaluated the LLMs without examples or inference rules in the prompt. As shown in Table 2, performance consistently declines as the proportion of noise increases, indicate that noisy axioms have a strong negative impact on the model’s final performance. Specifically, as the ratio increases from 1:1 to 1:20, the weighted Jaccard similarity, simplification and derivation overall accuracy fall by around 47%, 42%, and 53%, respectively.

6.2.2 Natural Language Form. We next investigate performance when axioms are expressed in natural language rather than formal logical notation. For example, instead of the logical statement: “Teacher \sqsubseteq Person $\sqcap \exists_{\text{teach}}.Course $\sqcap \exists_{\text{workat}}.School”, we use the equivalent natural language description: “Teacher is equivalent to a person who teaches some courses and works at some school.” In this setting, concepts (e.g., Teacher, Person, Course, School) and roles (e.g., teach, workat) are introduced through natural language rather than predefined formal symbols. It is worth noted that in this case it is no longer possible to automatically verify the logical correctness of simplification and derivation steps as all axioms are expressed in natural language. Instead, we focusing on the format correctness rate and Jaccard similarity.$$

We compare the standard setting (i.e., a true-to-noisy axiom ratio of 1:1) with a variant where axioms are replaced by their natural language forms, as described above. The results are shown on the right-hand side of Table 2, where we also report results with 10,000 max token limit instead of the 5,000 limit by default, since natural-language expressions are substantially longer than formal logic ones. Compared with the 1:1 ratio case in the second column of Table 2, we find that performance with natural-language forms is close to that with formal logic forms (less than an 8% drop), and increasing the token limit has only a minor effect (less than a 2% difference). This suggests that the main bottleneck lies in reasoning complexity rather than representation length or expression form.

6.2.3 Incomplete Premises. We evaluate LLM performance in cases where the given axioms are insufficient to derive the conclusion. To fit such incomplete settings, we use natural language formulations instead of symbolic representations, enabling richer semantic

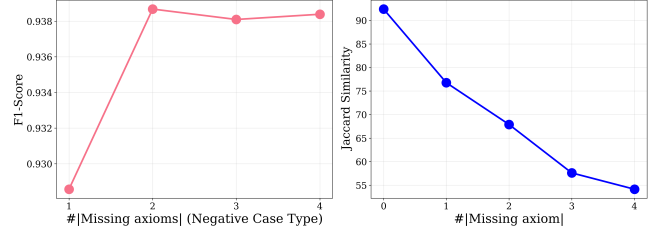


Figure 8: F1-scores for recognizing logical completeness (left) and weighted Jaccard similarity for identifying axioms belonging to justifications (right). Results are from *GPT-o4-mini* without inference rules or examples.

interpretation. We consider two tasks: (1) assessing whether the axioms are logically complete with respect to the conclusion (*Logic Completeness*); and (2) identifying axioms that appear in at least one valid justification of the conclusion.

Incomplete samples are created by removing subsets of axioms from their justifications in Snomed CT examples whose conclusions have an atomic distance greater than 9. For task (1), the original samples serve as positive instances, while a 1:1 set of negative instances is generated by removing k ($1 \leq k \leq 4$) axioms from each. Performance is measured by the F1-score. For task (2), we use the negative samples above, regard the remaining justification axioms as ground truth, and evaluate LLMs using the Jaccard Similarity metric.

The results, summarized in Figure 8, reveal two main trends. First, the high F1-scores computed across sets with different numbers of missing axioms in the negative samples (all around 0.93 when k ranges from 1 to 4) indicate that the models are generally effective at detecting incomplete premises. Second, the ability to identify the remaining relevant axioms declines sharply up to 38% as more axioms are removed, as evidenced by the decrease in mean Jaccard similarity. This suggests that higher degrees of incompleteness significantly impair the model’s capacity to identify relevant information, even when semantic cues are available in the input.

7 Conclusion and Future Work

We evaluated the use of LLMs for generating proofs in OWL ontologies, including extraction, simplification, and explanation tasks, as well as handling challenging cases involving incomplete premises or natural language formulations. We developed a method for automatic construction of logic proving datasets with different settings from OWL ontologies, and evaluated 7 recent reasoning LLMs. Our findings indicate that while LLMs achieve promising results overall, they still struggle in complex scenarios, with substantial performance degradation facing complex logic patterns, noisy axioms or incomplete premises.

For future work, we aim to extend our evaluation to more complex fragments or the full OWL 2 DL using broader sampling strategies, and to more complex reasoning tasks, such as the computation of deductive modules [14, 52] or reasoning beyond subsumption. With these evaluation results, we are also interested in developing LLM-based frameworks to retrieve explainable knowledge from OWL ontologies for augmenting generation.

References

- [1] M Fareed Arif, Carlos Mencia, Alexey Ignatiev, Norbert Manthey, Rafael Peñaloza, and Joao Marques-Silva. 2016. BEACON: An Efficient SAT-Based Tool for Debugging \mathcal{EL}^+ Ontologies. In *International Conference on Theory and Applications of Satisfiability Testing*. Springer, 521–530.
- [2] Michael Ashburner, Catherine A Ball, Judith A Blake, David Botstein, Heather Butler, J Michael Cherry, Allan P Davis, Kara Dolinski, Selina S Dwight, Janan T Eppig, et al. 2000. Gene ontology: tool for the unification of biology. *Nature genetics* 25, 1 (2000), 25–29.
- [3] Franz Baader, Ian Horrocks, Carsten Lutz, and Ulrike Sattler. 2017. *An Introduction to Description Logic*. Cambridge University Press.
- [4] Markus C. Bennett. 2013. *Financial ontology: A knowledge-driven approach to financial data and information*. Springer Science & Business Media.
- [5] Marco Bombieri, Paolo Fiorini, Simone Paolo Ponzetto, and Marco Rospocher. 2025. Do LLMs Dream of Ontologies? *ACM Transactions on Intelligent Systems and Technology* (2025).
- [6] Jieying Chen, Michel Ludwig, Yue Ma, and Dirk Walther. 2017. Zooming in on Ontologies: Minimal Modules and Best Excerpts. In *16th International Semantic Web Conference, Proceedings, Part I*. Springer, 173–189.
- [7] Jiaoyan Chen, Olga Mashkova, Fernando Zhapa-Camacho, Robert Hoehndorf, Yuan He, and Ian Horrocks. 2025. Ontology embedding: a survey of methods, applications and resources. *IEEE Transactions on Knowledge and Data Engineering* (2025).
- [8] Peter Clark, Oyvind Tafjord, and Kyle Richardson. 2020. Transformers as Soft Reasoners over Language. In *Proceedings of the Twenty-Ninth International Joint Conference on Artificial Intelligence, IJCAI 2020*, Christian Bessiere (Ed.). ijcai.org, 3882–3890.
- [9] Ann M. Fitz-Gerald and Gregory J. Wilkin. 2010. Knowledge-based approaches to security: An overview of ontology use in security management. *Int. J. Inf. Manag.* 30, 6 (2010), 512–520.
- [10] Tianyu Gao, Howard Yen, Jiatong Yu, and Danqi Chen. 2023. Enabling Large Language Models to Generate Text with Citations. In *Proceedings of the 2023 Conference on Empirical Methods in Natural Language Processing*. 6465–6488.
- [11] William Gatens, Boris Konev, and Frank Wolter. 2014. Lower and Upper Approximations for Depleting Modules of Description Logic Ontologies.. In *European Conference on Artificial Intelligence*. 345–350.
- [12] Hamed Babaei Giglou, Jennifer D'Souza, and Sören Auer. 2023. LLMs4OL: Large Language Models for Ontology Learning. In *The Semantic Web - ISWC 2023 - 22nd International Semantic Web Conference, Athens, Greece, November 6-10, 2023, Proceedings, Part I (Lecture Notes in Computer Science, Vol. 14265)*, Terry R. Payne, Valentina Presutti, Guilin Qi, Maria Poveda-Villalón, Giorgos Stoilos, Laura Hollink, Zoi Kaoudi, Gong Cheng, and Juanzi Li (Eds.). Springer, 408–427.
- [13] Pankaj Kumar Goyal, Sumit Singh, and Uma Shanker Tiwary. 2024. silp_nlp at LLMs4OL 2024 Tasks A, B, and C: Ontology Learning through Prompts with LLMs. In *LLMs4OL 2024: The 1st Large Language Models for Ontology Learning Challenge, co-located with ISWC 2024*, Vol. 4. Open Conference Proceedings, 31–38.
- [14] B Cuenca Grau, Ian Horrocks, Yevgeny Kazakov, and Ulrike Sattler. 2008. Modular reuse of ontologies: Theory and practice. *Journal of Artificial Intelligence Research* 31 (2008), 273–318.
- [15] Emma J. Griffiths, Damion M. Dooley, Pier Luigi Buttigieg, Robert Hoehndorf, Fiona S. L. Brinkman, and William W. L. Hsiao. 2016. FoodON: A Global Farm-to-Fork Food Ontology. In *Proceedings of the Joint International Conference on Biological Ontology and BioCreative, Corvallis, Oregon, United States, August 1-4, 2016 (CEUR Workshop Proceedings, Vol. 1747)*, Pankaj Jaiswal, Robert Hoehndorf, Cecilia N. Arighi, and Austin Meier (Eds.). CEUR-WS.org.
- [16] Simeng Han, Hailey Schoelkopf, Yilun Zhao, Zhenting Qi, Martin Riddell, Wenfei Zhou, James Coady, David Peng, Yujie Qiao, Luke Benson, Lucy Sun, Alexander Wardle-Solano, Hannah Szabó, Ekaterina Zubova, Matthew Burtell, Jonathan Fan, Yixin Liu, Brian Wong, Malcolm Sailor, Ansong Ni, Linyong Nan, Jungo Kasai, Tao Yu, Rui Zhang, Alexander R. Fabbri, Wojciech Kryscinski, Semih Yavuz, Ye Liu, Xi Victoria Lin, Shafiq Joty, Yingbo Zhou, Caiming Xiong, Rex Ying, Arman Cohan, and Dragomir Radev. 2024. FOLIO: Natural Language Reasoning with First-Order Logic. In *Proceedings of the 2024 Conference on Empirical Methods in Natural Language Processing, EMNLP 2024, Miami, FL, USA, November 12-16, 2024*, Yaser Al-Onaizan, Mohit Bansal, and Yun-Nung Chen (Eds.). Association for Computational Linguistics, 22017–22031.
- [17] Yuan He, Jiaoyan Chen, Hang Dong, Ian Horrocks, Carlo Allocca, Taehun Kim, and Brahmananda Sapkota. 2024. DeepOnto: A Python package for ontology engineering with deep learning. *Semantic Web* 15, 5 (2024), 1991–2004.
- [18] Yuan He, Jiaoyan Chen, Ernesto Jiménez-Ruiz, Hang Dong, and Ian Horrocks. 2023. Language Model Analysis for Ontology Subsumption Inference (Onto-LAMA). In *Findings of the Association for Computational Linguistics: ACL 2023*. 3439–3453.
- [19] Yuan He, Moy Yuan, Jiaoyan Chen, and Ian Horrocks. 2024. Language Models as Hierarchy Encoders. In *Advances in Neural Information Processing Systems 38: Annual Conference on Neural Information Processing Systems 2024, NeurIPS 2024, Vancouver, BC, Canada, December 10 - 15, 2024*, Amir Globersons, Lester Mackey, Danielle Belgrave, Angela Fan, Ulrich Paquet, Jakub M. Tomczak, and Cheng Zhang (Eds.).
- [20] Nan Hu, Jiaoyan Chen, Yike Wu, Guilin Qi, Hongru Wang, Sheng Bi, Yongrui Chen, Tongtong Wu, and Jeff Z Pan. 2025. Can LLMs Evaluate Complex Attribution in QA? Automatic Benchmarking using Knowledge Graphs. In *The 63rd Annual Meeting of the Association for Computational Linguistics (ACL 2025)*.
- [21] Mate Héder. 2014. From Semantic Web to Semantic Technologies: What's New? *Knowl.-Based Syst.* 69 (2014), 18–23.
- [22] Alexey Ignatiev, Joao Marques-Silva, Carlos Mencia, and Rafael Peñaloza. [n. d.]. Debugging EL Ontologies through Horn MUS Enumeration. ([n. d.]).
- [23] Jin Jiang, Jianing Wang, Yuchen Yan, Yang Liu, Jianhua Zhu, Mengdi Zhang, Xunliang Cai, and Liangcai Gao. 2025. Do Large Language Models Excel in Complex Logical Reasoning with Formal Language? *CoRR abs/2505.16998* (2025). arXiv:2505.16998
- [24] Aditya Kalyanpur, Bijan Parsia, Evren Sirin, and James Hendler. 2005. Debugging unsatisfiable classes in OWL ontologies. *Journal of Web Semantics* 3, 4 (2005), 268–293.
- [25] Yevgeny Kazakov, Markus Krötzsch, and Frantisek Simancik. 2012. ELK reasoner: architecture and evaluation.. In *ORE*.
- [26] Boris Konev, Carsten Lutz, Dirk Walther, and Frank Wolter. 2008. Semantic Modularity and Module Extraction in Description Logics.. In *European Conference on Artificial Intelligence*. 55–59.
- [27] Woosuk Kwon, Zhuohan Li, Siyuan Zhuang, Ying Sheng, Lianmin Zheng, Cody Hao Yu, Joseph E. Gonzalez, Hao Zhang, and Ion Stoica. 2023. Efficient Memory Management for Large Language Model Serving with PagedAttention. In *Proceedings of the 29th ACM SIGOPS Symposium on Operating Systems Principles*. vLLM serving system.
- [28] Zhong-Zhi Li, Duzhen Zhang, Ming-Liang Zhang, Jiaxin Zhang, Zengyan Liu, Yuxuan Yao, Haotian Xu, Junhao Zheng, Pei-Jie Wang, Xiuyi Chen, et al. 2025. From system 1 to system 2: A survey of reasoning large language models. *arXiv preprint arXiv:2502.17419* (2025).
- [29] Bill Yuchen Lin, Ronan Le Bras, Kyle Richardson, Ashish Sabharwal, Radha Poovendran, Peter Clark, and Yejin Choi. 2025. ZebraLogic: On the Scaling Limits of LLMs for Logical Reasoning. *CoRR abs/2502.01100* (2025). arXiv:2502.01100
- [30] Anna Sofia Lippolis, Mohammad Javad Saeedizade, Robin Keskisärkkä, Aldo Gangemi, Eva Blomqvist, and Andrea Giovanni Nuzzolese. 2025. Large Language Models Assisting Ontology Evaluation. *CoRR abs/2507.14552* (2025). arXiv:2507.14552
- [31] Anna Sofia Lippolis, Mohammad Javad Saeedizade, Robin Keskisärkkä, Sara Zuppiroli, Miguel Ceriani, Aldo Gangemi, Eva Blomqvist, and Andrea Giovanni Nuzzolese. 2025. Ontology generation using large language models. In *European Semantic Web Conference*. Springer, 321–341.
- [32] Hanmeng Liu, Zhizhang Fu, Mengru Ding, Ruoxi Ning, Chaoli Zhang, Xiaozhang Liu, and Yue Zhang. 2025. Logical reasoning in large language models: A survey. *arXiv preprint arXiv:2502.09100* (2025).
- [33] Jian Liu, Leyang Cui, Hanmeng Liu, Dandan Huang, Yile Wang, and Yue Zhang. 2020. LogiQA: A Challenge Dataset for Machine Reading Comprehension with Logical Reasoning. In *Proceedings of the Twenty-Ninth International Joint Conference on Artificial Intelligence, IJCAI 2020*, Christian Bessiere (Ed.). ijcai.org, 3622–3628.
- [34] Andy Lo, Albert Q. Jiang, Wenda Li, and Mateja Jamnik. 2024. End-to-End Ontology Learning with Large Language Models. In *Advances in Neural Information Processing Systems 37 (NeurIPS 2024)*.
- [35] Michel Ludwig and Dirk Walther. 2014. The Logical Difference for $\mathcal{EL}^{\mathcal{H}}\mathcal{T}$ -Terminologies using Hypergraphs. In *ECAI 2014 - 21st European Conference on Artificial Intelligence, 18-22 August 2014, Prague, Czech Republic - Including Prestigious Applications of Intelligent Systems (PAIS 2014) (Frontiers in Artificial Intelligence and Applications, Vol. 263)*, Torsten Schaub, Gerhard Friedrich, and Barry O'Sullivan (Eds.). IOS Press, 555–560.
- [36] Huu Tan Mai, Cuong Xuan Chu, and Heiko Paulheim. 2024. Do LLMs really adapt to domains? an ontology learning perspective. In *International Semantic Web Conference*. Springer, 126–143.
- [37] Philipp Mondorf and Barbara Plank. 2024. Beyond accuracy: evaluating the reasoning behavior of large Language models—A survey. *arXiv preprint arXiv:2404.01869* (2024).
- [38] Mihir Parmar, Nisarg Patel, Neeraj Varshney, Mutsumi Nakamura, Man Luo, Santosh Mashetty, Arindam Mitra, and Chitta Baral. 2024. LogicBench: Towards Systematic Evaluation of Logical Reasoning Ability of Large Language Models. In *Proceedings of the 62nd Annual Meeting of the Association for Computational Linguistics (Volume 1: Long Papers), ACL 2024, Bangkok, Thailand, August 11-16, 2024*, Lun-Wei Ku, Andre Martins, and Vivek Srikumar (Eds.). Association for Computational Linguistics, 13679–13707.
- [39] Angelos Poulis, Eleni Tsalapati, and Manolis Koubarakis. 2023. Reasoning over Description Logic-based Contexts with Transformers. *arXiv preprint arXiv:2311.08941* (2023).
- [40] Youssef Rebboud, Pasquale Lisena, Lionel Tailhardat, and Raphael Troncy. 2024. Benchmarking IIm-based ontology conceptualization: A proposal. In *ISWC 2024*,

- 23rd International Semantic Web Conference.
- [41] Abulhair Saparov and He He. 2023. Language Models Are Greedy Reasoners: A Systematic Formal Analysis of Chain-of-Thought. In *The Eleventh International Conference on Learning Representations, ICLR 2023, Kigali, Rwanda, May 1-5, 2023*. OpenReview.net.
 - [42] Ulrike Sattler, Thomas Schneider, and Michael Zakharyashev. 2009. Which kind of module should I extract? *Description Logics* 477 (2009), 78.
 - [43] Koustuv Sinha, Shagun Sodhani, Jin Dong, Joelle Pineau, and William L. Hamilton. 2019. CLUTRR: A Diagnostic Benchmark for Inductive Reasoning from Text. In *Proceedings of the 2019 Conference on Empirical Methods in Natural Language Processing and the 9th International Joint Conference on Natural Language Processing, EMNLP-IJCNLP 2019, Hong Kong, China, November 3-7, 2019*, Kentaro Inui, Jing Jiang, Vincent Ng, and Xiaojun Wan (Eds.). Association for Computational Linguistics, 4505–4514.
 - [44] SNOMED International. 2025. SNOMED CT: the comprehensive clinical health-care terminology. Accessed July 2025.
 - [45] Oyvind Tafjord, Bhavana Dalvi, and Peter Clark. 2021. ProofWriter: Generating Implications, Proofs, and Abductive Statements over Natural Language. In *Findings of the Association for Computational Linguistics: ACL/IJCNLP 2021, Online Event, August 1-6, 2021 (Findings of ACL, Vol. ACL/IJCNLP 2021)*, Chengqing Zong, Fei Xia, Wenjie Li, and Roberto Navigli (Eds.). Association for Computational Linguistics, 3621–3634.
 - [46] Jidong Tian, Yitian Li, Wenqing Chen, Liqiang Xiao, Hao He, and Yaohui Jin. 2021. Diagnosing the First-Order Logical Reasoning Ability Through LogicNLI. In *Proceedings of the 2021 Conference on Empirical Methods in Natural Language Processing, EMNLP 2021, Virtual Event / Punta Cana, Dominican Republic, 7-11 November, 2021*, Marie-Francine Moens, Xuanjing Huang, Lucia Specia, and Scott Wen-tau Yih (Eds.). Association for Computational Linguistics, 3738–3747.
 - [47] Nilay Tufek, Aparna Saissre Thuluva, Valentin Philipp Just, Fajar J Ekaputra, Tathagata Bandyopadhyay, Marta Sabou, and Allan Hanbury. 2024. Validating semantic artifacts with large language models. In *European Semantic Web Conference*. Springer, 92–101.
 - [48] Weiqi Wu, Chengyue Jiang, Yong Jiang, Pengjun Xie, and Kewei Tu. 2023. Do PLMs Know and Understand Ontological Knowledge?. In *The 61st Annual Meeting Of The Association For Computational Linguistics*.
 - [49] Shitao Xiao, Zheng Liu, Peitian Zhang, and Niklas Muennighoff. 2023. C-Pack: Packaged Resources To Advance General Chinese Embedding. *CoRR* abs/2309.07597 (2023). arXiv:2309.07597
 - [50] Fangzhi Xu, Qika Lin, Jiawei Han, Tianzhe Zhao, Jun Liu, and Erik Cambria. 2025. Are large language models really good logical reasoners? a comprehensive evaluation and beyond. *IEEE Transactions on Knowledge and Data Engineering* (2025).
 - [51] Hui Yang, Jiaoyan Chen, Yuan He, Yongsheng Gao, and Ian Horrocks. 2025. Language Models as Ontology Encoders. *CoRR* abs/2507.14334 (2025). arXiv:2507.14334
 - [52] Hui Yang, Patrick Koopmann, Yue Ma, and Nicole Bidoit. 2023. Efficient Computation of General Modules for ALC Ontologies. In *Proceedings of the Thirty-Second International Joint Conference on Artificial Intelligence, IJCAI 2023, 19th-25th August 2023, Macao, SAR, China*. ijcai.org, 3356–3364.
 - [53] Hui Yang, Yue Ma, and Nicole Bidoit. 2022. Hypergraph-Based Inference Rules for Computing EL^+ -Ontology Justifications. In *Automated Reasoning - 11th International Joint Conference, IJCAR 2022, Haifa, Israel, August 8-10, 2022, Proceedings (Lecture Notes in Computer Science, Vol. 13385)*, Jasmin Blanchette, Laura Kovács, and Dirk Pattinson (Eds.). Springer, 310–328.
 - [54] Hui Yang, Yue Ma, and Nicole Bidoit. 2023. Efficient extraction of \mathcal{EL} -Ontology deductive modules. In *The 37th AAAI Conference on Artificial Intelligence, AAAI Accepted*.
 - [55] Weihao Yu, Zihang Jiang, Yanfei Dong, and Jiashi Feng. 2020. ReClor: A Reading Comprehension Dataset Requiring Logical Reasoning. In *8th International Conference on Learning Representations, ICLR 2020, Addis Ababa, Ethiopia, April 26-30, 2020*. OpenReview.net.
 - [56] Xiao Zhang, Huiyuan Lai, Qianru Meng, and Johan Bos. 2025. OntoURL: A Benchmark for Evaluating Large Language Models on Symbolic Ontological Understanding, Reasoning and Learning. *CoRR* abs/2505.11031 (2025). arXiv:2505.11031

A Implementation Details

For the open-source LLMs, we conducted experiments locally on a machine equipped with a single A100 80 GB GPU, leveraging the `vllm` [27] package to accelerate inference. For *GPT-o4-mini*, we accessed the model through the ChatGPT API, with an average batch-mode cost of under \$0.01 per request. Our implementation is based on the DeepOnto package [17]. We use the ELK reasoner [25] to compute justifications and to verify whether each derivation step is correct.

A.1 Standard Case

The prompt used for evaluating the performance of LLMs on three tasks involving explanation and proof generation based on OWL ontologies is shown in Figure 9. The input consists of all axioms (each indexed) along with the desired conclusion. The output is divided into three sections: AXIOMS_USED, SIMPLIFY, and DERIVE:

- (1) AXIOMS_USED specifies the indices of the axioms required to derive the given conclusion. In the given example, all axioms except for the last one are needed.
- (2) SIMPLIFY presents the simplified forms of the selected axioms that are sufficient for deriving the conclusion. For instance, in the given example, instead of using the full first axiom $A \equiv \exists r.B$, it is sufficient to use the weaker version $\exists r.B \sqsubseteq A$ to derive the given conclusion, which is a direct consequence of the original form.
- (3) DERIVE provides a step-by-step explanation of the reasoning process. The derivation is split into distinct stages, with each stage ending in an crucial intermediate result for inferring the final conclusion. For example, in the given case, $D \sqsubseteq A$ is chosen as the key intermediate result, and the derivation is correspondingly divided into two steps.

Note that we output all three tasks simultaneously rather than handling them one by one, since their underlying requirement is the same: each demands a detailed analysis of the reasoning process needed to derive the given conclusion. However, the difficulty increases progressively across the tasks. First, we ask only for the indices of the axioms required. Next, we require the LLM to identify the relevant portions of those axioms that are actually useful. Finally, we ask for a complete derivation process, structured as an explanation segmented by crucial intermediate results.

A.2 Incomplete case

In the incomplete case, where the input axioms may not sufficient to infer the given conclusion, we focus on the natural language forms and therefore omit the SIMPLIFY and DERIVE parts from the standard case, as well as the inference rules and examples. The adjusted prompt is presented in Figure 10, with the differences in the required output and instructions highlighted in red.

B Other results

B.1 Hard case with GPT-o4-mini

The number of hard cases—i.e., subsumptions with large atomic distance but small justification size—in the original dataset is relatively small. To enable more reliable analysis, we further analyzed the hard cases, comprising 261 additional subsumptions in Snomed

Logic Inference Prompt

```
# Explanation of Logic Inference
You are an expert in logical reasoning. Your task is to
produce a clear and easily understandable explanation that
demonstrates how the conclusion logically follows from the
given axioms.

(Inference rules here if applied)

## Output Format Requirements
Your response MUST follow this exact format:
AXIOMS_USED: {list of axiom identifiers}
SIMPLIFY:
[axiom_id]: [original_axiom] → [simplified_form]
...

DERIVE:
STEP[n]: [premise_list] ⊢ [conclusion]
EXPLANATION: [a simple explanation of the derivation]
...

(An example here if applied)

## Task
Given the following axioms:
  (0) Axiom 0
  (1) Axiom 1
  ...

**Target Conclusion**: {conclusion}

**Instructions:**
(1) Identify and list only the axioms that are essential for
deriving the conclusion. Note that only half of the given
axioms are necessary for the derivation.
(2) Simplify each selected axiom by extracting only the
logically relevant components.
(3) Present your response using the required DSL format,
with clearly defined AXIOMS_USED, SIMPLIFY, and DERIVE
sections.
(4) In the DERIVE section, break the reasoning into meaningful
steps. Each STEP should capture a key intermediate
result that contributes to the overall derivation, while
maintaining logical clarity and completeness.
```

Figure 9: Prompt for logical explanation and proof (input shown in blue; placeholders for inference rules or examples shown in red).

CT, where the justification size exceeds their atomic distance by at least 3. Specifically, we considered 300 subsumptions for each subsumption group with fixed atomic distance k , where k ranging from 4 to 20, and then selected only those whose justification size exceeds atomic distance at least 3. To further control the distribution, we limited the sampling to at most 10 subsumptions for each (atomic distance, #Justification) group. The detailed statistics of these hard cases are presented in Figure 13.

We then evaluated GPT-o4-mini under the base setting (i.e., without inference rules or in-context examples) on this dataset. The overall results are summarized in Table 3. We observed a substantial drop in both the format correctness rate and overall accuracy by nearly half, which prove the limitation of LLMs on those hard cases. The detailed performance across different (atomic distance, #Justification) groups is shown in Figure 11d.

Logic Inference Prompt

```
# Logical Inference Task
You are an expert in logical reasoning. Your task is to
assess whether the target conclusion logically follows from
the provided axioms, and to identify any potentially missing
axioms if it does not.

## Required Output Format
Your response MUST strictly follow this format:
MISSING: [YES/NO]
AXIOMS_USEFUL: [list of relevant axiom identifiers]
SUSPECTED_MISSING_PARTS: NONE / [potential missing knowledge
in natural language]

## Input Data
Consider the following axioms:
  (0) Axiom 0
  (1) Axiom 1
  ...

**Target Conclusion**: {conclusion}

## Instructions
1. Decide whether the axioms are sufficient to derive the
target conclusion.
2. In AXIOMS_USEFUL, include only the axioms that contribute
to the derivation of the target conclusion.
3. If MISSING = YES, provide the suspected missing axioms in
SUSPECTED_MISSING_PARTS.
4. End your response with exactly the three required fields
(MISSING, AXIOMS_USEFUL, SUSPECTED_MISSING_PARTS) and nothing
else.
```

Figure 10: Prompt for the incomplete case, with inputs shown in blue and differences from the standard case highlighted in orange.

Table 3: Unweighted performance of GPT-o4-mini (without inference rules or examples) on the SNOMED CT dataset. “Original” refers to the SNOMED CT data used in Table 1, differences computed by weighted values are indicated by *.

Metric	Original	Hard	Difference
Format-Correct	91.98	51.72	−43.77%
Jaccard Avg.	99.49	94.39	−42.70%*
Simp. Acc. (axiom-wise)	90.60	87.62	−38.01%*
Simp. Acc. (overall)	80.91	40.14	−53.66%*
Deri. Acc. (step-wise)	92.33	79.69	−43.70%*
Deri. Acc. (overall)	80.30	32.39	−57.11%*

B.2 Statistics of Subsumptions

Here, in Figure 12, we present detailed statistics of the subsumptions derived from the Snomed CT, GO-Plus, and Foodon ontologies. The distribution of atomic distance ranges from 0 to 38, with up to millions of distinct subsumptions sharing the same atomic distance value. Moreover, for atomic distance values below 15, there are consistently at least several thousand corresponding subsumptions. This provides a rich resource for further evaluations, as well as potential investigations or implementations beyond the few hundred samples examined in our study.

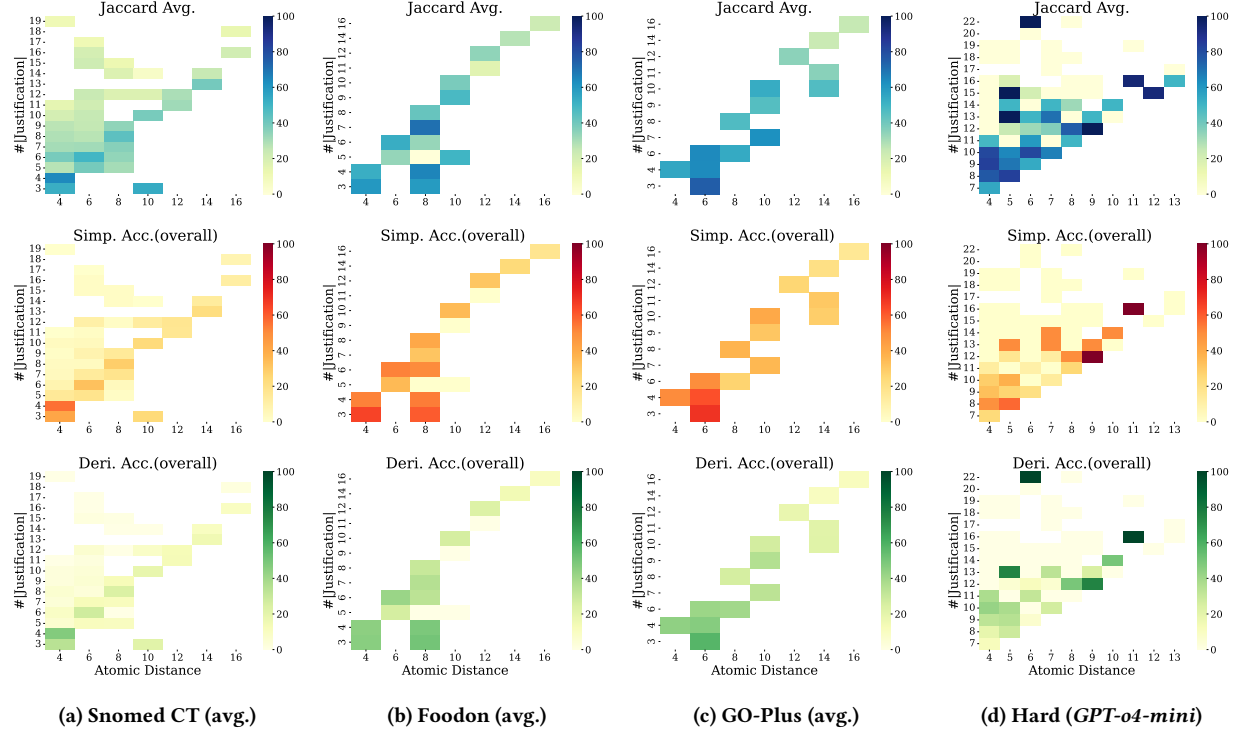


Figure 11: Average performance (weighted) of all methods on Foodon and GO-Plus, and the performance of *GPT-o4-mini* (without example or inference rules) on the Hard dataset, measured across subsumption distance and justification size.

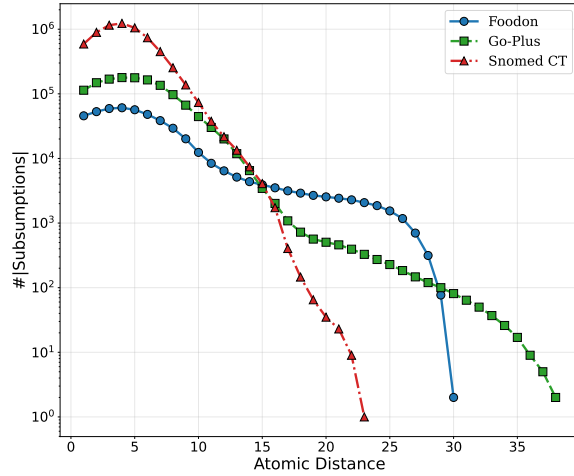


Figure 12: Number of all subsumptions with different atomic distance.

B.3 Average Results Across LLMs

Figure 11 presents the overall results for the SNOMED CT, FoodOn, and GO-Plus ontologies. The FoodOn and GO-Plus datasets appear to be relatively easier in terms of logical explanation complexity, as most instances lie near the diagonal where atomic distance equals the justification size. This is primarily because most \mathcal{EL} axioms in

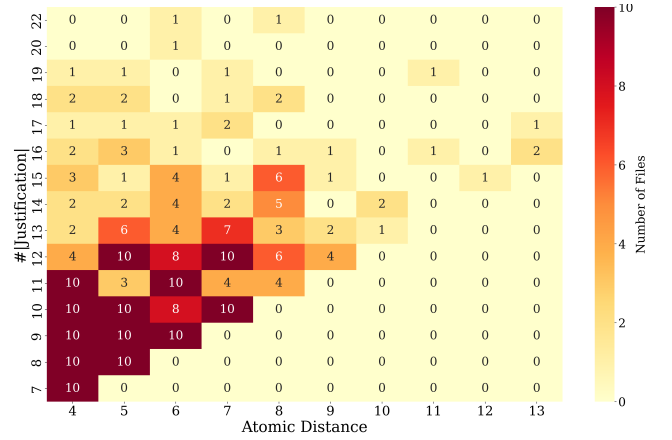


Figure 13: Statistics of the hard cases extracted from Snomed CT.

these ontologies are simple subsumption axioms of the form $A \sqsubseteq B$, with A and B being atomic concepts. Consequently, the average performance of all LLMs across different settings is higher for FoodOn and GO-Plus than for SNOMED CT, further supporting our claim that the SNOMED CT data are comparatively more challenging.

Example

```

## Example
Given the following axioms:
[1]  $A \equiv \exists r.B$ 
[2]  $C \sqsubseteq B \sqcap H \sqcap I$ 
[3]  $D \equiv \exists r.C \sqcap G$ 
[4]  $E \equiv A \sqcap F$ 
[5]  $D \sqsubseteq F \sqcap J$ 

The desired explanation for deriving the
conclusion  $D \sqsubseteq E$  is as follows:

AXIOMS_USED: 1,2,3,4,5
SIMPLIFY:
[1]  $A \equiv \exists r.B \rightarrow \exists r.B \sqsubseteq A$ 
[2]  $C \sqsubseteq B \sqcap H \sqcap I \rightarrow C \sqsubseteq B$ 
[3]  $D \equiv \exists r.C \sqcap G \rightarrow D \sqsubseteq \exists r.C$ 
[4]  $E \equiv A \sqcap F \rightarrow A \sqcap F \sqsubseteq E$ 
[5]  $D \sqsubseteq F \sqcap J \rightarrow D \sqsubseteq F$ 

DERIVE:

STEP1: [1]  $\vdash \exists r.B \sqsubseteq A$ 
EXPLANATION: From equivalence  $A \equiv \exists r.B$ , we get
 $\exists r.B \sqsubseteq A$ 

STEP2: [2]  $\vdash C \sqsubseteq B$ 
EXPLANATION: From conjunction  $C \sqsubseteq B \sqcap H \sqcap I$ , we
get  $C \sqsubseteq B$ 

STEP3: [3]  $\vdash D \sqsubseteq \exists r.C$ 
EXPLANATION: From equivalence  $D \equiv \exists r.C \sqcap G$ , we
get  $D \sqsubseteq \exists r.C$ 

STEP4: [STEP2, STEP3]  $\vdash D \sqsubseteq \exists r.B$ 
EXPLANATION: From  $D \sqsubseteq \exists r.C$  and  $C \sqsubseteq B$ , we get
 $D \sqsubseteq \exists r.B$ 

STEP5: [STEP1, STEP4]  $\vdash D \sqsubseteq A$ 
EXPLANATION: From  $\exists r.B \sqsubseteq A$  and  $D \sqsubseteq \exists r.B$ , we get
 $D \sqsubseteq A$ 

STEP6: [5]  $\vdash D \sqsubseteq F$ 
EXPLANATION: From conjunction  $D \sqsubseteq F \sqcap J$ , we get
 $D \sqsubseteq F$ 

STEP7: [STEP5, STEP6]  $\vdash D \sqsubseteq A \sqcap F$ 
EXPLANATION: From  $D \sqsubseteq A$  and  $D \sqsubseteq F$ , we get  $D \sqsubseteq A \sqcap F$ 

STEP8: [4]  $\vdash A \sqcap F \sqsubseteq E$ 
EXPLANATION: From equivalence  $E \equiv A \sqcap F$ , we get
 $A \sqcap F \sqsubseteq E$ 

STEP9: [STEP7, STEP8]  $\vdash D \sqsubseteq E$ 
EXPLANATION: From  $D \sqsubseteq A \sqcap F$  and  $A \sqcap F \sqsubseteq E$ , we get
 $D \sqsubseteq E$ 

```

Figure 14: Example with detailed derivation steps.

B.4 Effect of Example and Input in Prompt

We examine two aspects to analyze its sensitivity of prompt to the example and input axioms as follows. We focus on Qwen3-32B as the primary case study.

Example modes. We compare three modes:

- adding the standard example (**Simp.**),
- a version with detailed derivation (**Detail**; see Figure 14),
- no example (**None**),

The main results for Qwen3-32B on SNOMED CT are presented in Figure 15a. Omitting examples increases format correctness but leads to substantial drops in result accuracy. In contrast, when no inference rules are provided, detailed examples consistently improve all performance metrics. However, when inference rules are included, providing detailed examples can slightly reduce result accuracy, likely due to the longer context, and the fact that the additional information in the detailed examples is already captured by the inference rules.

Input modes. We evaluate three modes:

- the default **noise** setting with a balanced mix of true and noisy axioms,
- the **just-only** setting where only true axioms are included,
- the **naming** setting where natural-language names or descriptions are added alongside axioms (e.g., $A : \text{name/description of } A$).

Results on SNOMED CT (Figure 16a) show that the *just-only* mode consistently improves performance across all tasks, which is as expected since all noise axioms have been removed. In contrast, the *naming* mode provides no improvements in the absence of inference rules and usually decreases performance when rules are included, indicating that although linguistic annotations could enhance performance, they are less effective than explicit logical rules in this case. Note that in *just-only* mode, the Jaccard average does not make sense, since all axioms are justifications; therefore, we omit it from the figures.

The illustration of other models like DeepSeek-R1-Qwen-8B and Mistral-Small can be found in Figures 17 and 18, respectively.

C Case Studies

In this section, we present several case studies covering both simple and complex scenarios. All samples are obtained using Qwen3-32B with examples and inference rules provided in the prompt, and extracted from Snomed CT.

In the relatively simple case shown in Figure 19, most input axioms are atomic subsumptions, except for axiom 6. In this example, both the atomic distance to the given target and the justification size are 6. The LLM accurately selects the relevant justification axioms, as shown in the AXIOMS_USED section, and correctly simplifies axiom 6 by preserving only the essential part, $A_{11} \sqsubseteq A_9$. Furthermore, the explanation provided in the DERIVE section is fully correct.

Figure 20 illustrates a more complex case, where the input axioms include compound expressions such as $A_{20} \equiv A_6 \sqcap \exists r_3.A_{10}$. Deriving the target conclusion requires inference patterns beyond simple transitive subsumptions. In this scenario, the LLM correctly identifies the justification axioms, but the simplification process is less

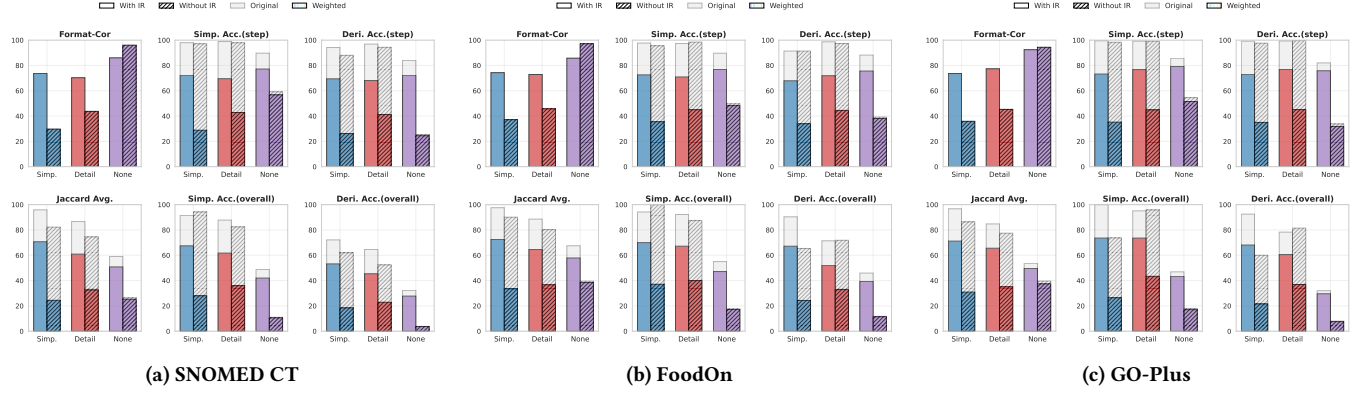


Figure 15: Performance of Qwen3-32B on different datasets with different example in the prompt. *Weighted* values are in color.

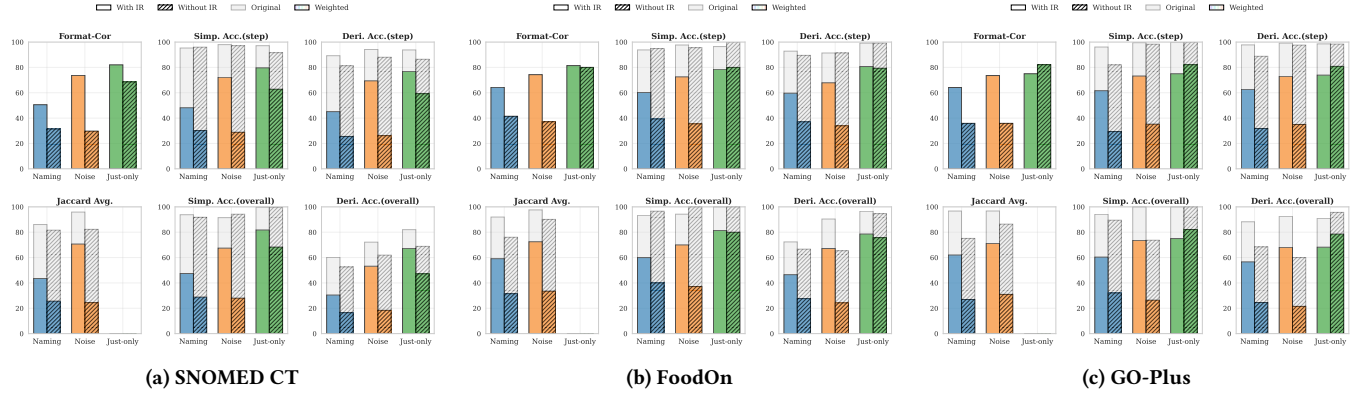


Figure 16: Performance of Qwen3-32B on different datasets under different input data modes (with standard example in the prompt).

satisfactory: axioms 13 and 15 are split into simpler forms, yet not all non-essential parts are removed. For instance, only the component $A_6 \sqcap \exists r_3.A_{10} \sqsubseteq A_{20}$ from axiom 13 is required. Additionally, the derivation process contains errors. In the first derivation step, one cannot derive $A_{23} \sqsubseteq A_6$ from axioms 3, 9, and 1. The correct derivation steps are:

Step1 [Axioms 15, 3, 9, 1] $\vdash A_{23} \sqsubseteq A_6$

Step2 [Axioms 12, 10, 4] $\vdash A_{19} \sqsubseteq A_{10}$

Step3 [Step 2, Axiom 15] $\vdash A_{23} \sqsubseteq \exists r_3.A_{10}$

Step4 [Step 1, Step 3, Axiom 13] $\vdash A_{23} \sqsubseteq A_{20}$

Although the DERIVE output is almost correct, it has the small mistake: the omission of axiom 15 in the premise set for Step 1, despite being mentioned in the explanation.

Finally, Figure 21 presents an even more complex example. In this case, the axioms are highly nested and intricate, and the LLM is unable to produce the result within the token limits.

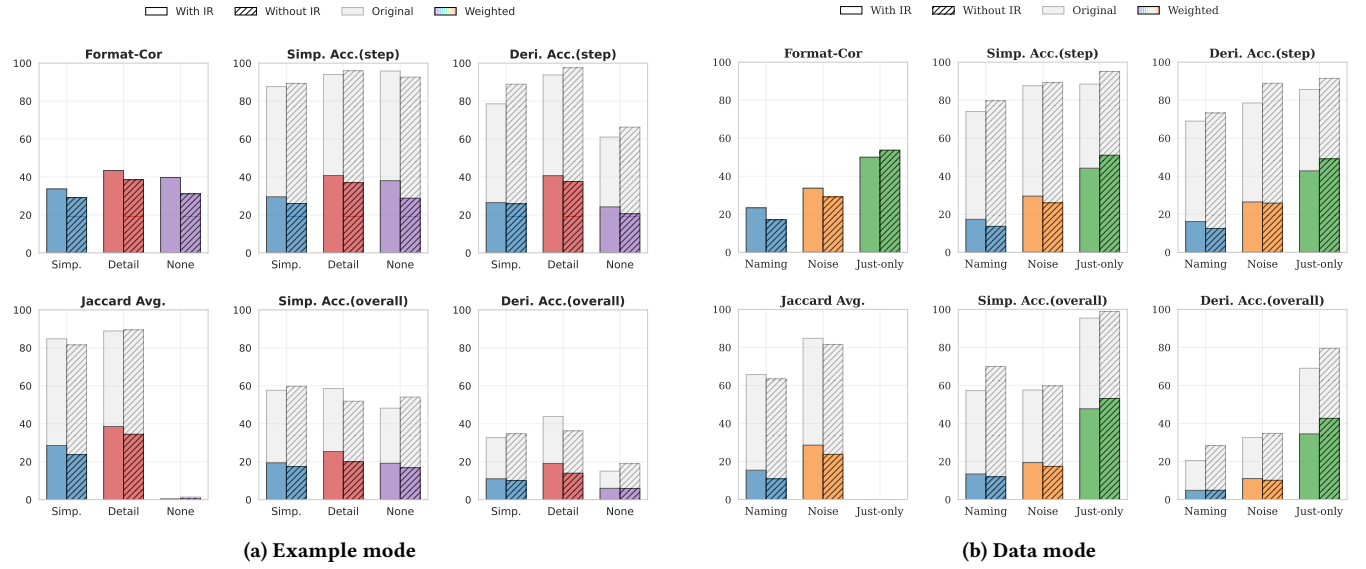


Figure 17: Performance of Mistral-Small on SNOMED CT under different data and example modes.

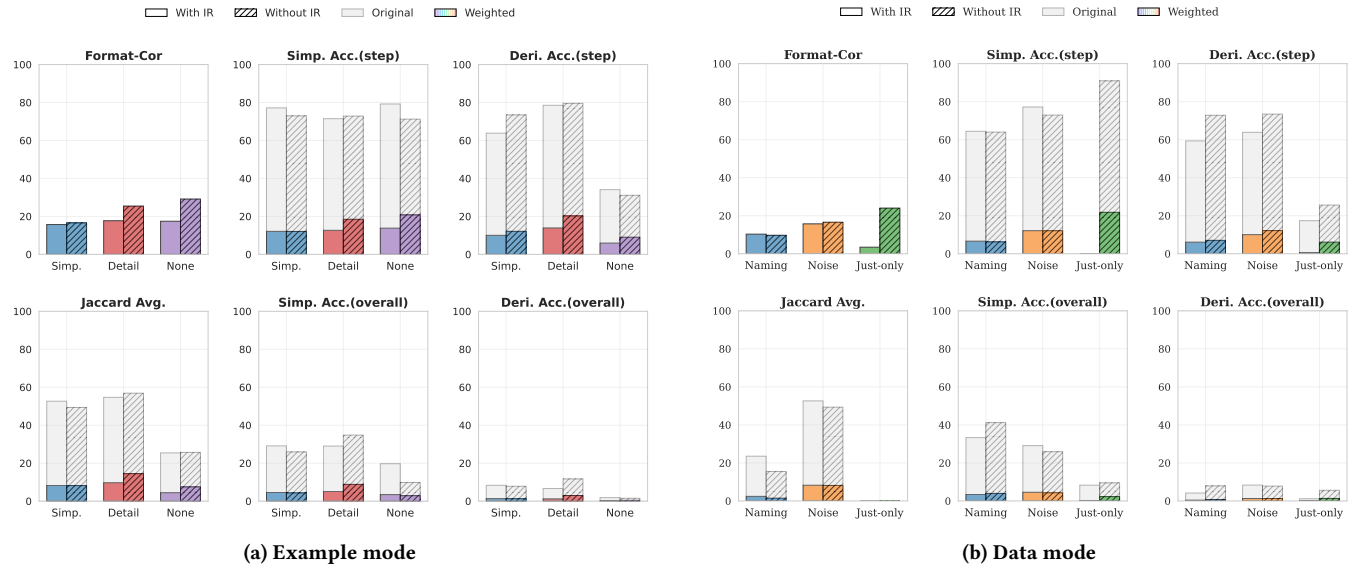


Figure 18: Performance of DeepSeek-R1-Qwen-8B on SNOMED CT under different data and example modes.

Input Data	Output Data
<pre>## Axioms Axiom 0: $A1 \sqsubseteq A2$ Axiom 1: $A3 \sqsubseteq A4$ Axiom 2: $A5 \sqsubseteq A6$ Axiom 3: $A7 \sqsubseteq A8$ Axiom 4: $A9 \sqsubseteq A5$ Axiom 5: $A10 \sqsubseteq A7$ Axiom 6: $A11 \sqsubseteq A12 \sqcap A13 \sqcap A9 \sqcap A14 \sqcap A15$ Axiom 7: $A4 \sqsubseteq A11$ Axiom 8: $A2 \sqsubseteq A4$ Axiom 9: $A6 \sqsubseteq A7$ Axiom 10: $A16 \sqsubseteq A17$ Axiom 11: $A18 \sqsubseteq A6$ ## Target Conclusion $A2 \sqsubseteq A7$</pre>	<pre>## AXIOMS_USED [2, 4, 6, 7, 8, 9] ## SIMPLIFY [8] $A2 \sqsubseteq A4 \rightarrow A2 \sqsubseteq A4$ [7] $A4 \sqsubseteq A11 \rightarrow A4 \sqsubseteq A11$ [6] $A11 \sqsubseteq A12 \sqcap A13 \sqcap A9 \sqcap A14 \sqcap A15 \rightarrow A11 \sqsubseteq A9$ [4] $A9 \sqsubseteq A5 \rightarrow A9 \sqsubseteq A5$ [2] $A5 \sqsubseteq A6 \rightarrow A5 \sqsubseteq A6$ [9] $A6 \sqsubseteq A7 \rightarrow A6 \sqsubseteq A7$ ## DERIVE STEP 1: [8, 7] $\rightarrow A2 \sqsubseteq A11$ EXPLANATION: $A2 \sqsubseteq A4$ and $A4 \sqsubseteq A11$ imply $A2 \sqsubseteq A11$ via subsumption (rule 1). STEP 2: [$A2 \sqsubseteq A4$, 6] $\rightarrow A2 \sqsubseteq A9$ EXPLANATION: $A2 \sqsubseteq A11$ and $A11 \sqsubseteq A9$ imply $A2 \sqsubseteq A9$ via subsumption (rule 1). STEP 3: [$A2 \sqsubseteq A9$, 4] $\rightarrow A2 \sqsubseteq A5$ EXPLANATION: $A2 \sqsubseteq A9$ and $A9 \sqsubseteq A5$ imply $A2 \sqsubseteq A5$ via subsumption (rule 1). STEP 4: [$A2 \sqsubseteq A5$, 2] $\rightarrow A2 \sqsubseteq A6$ EXPLANATION: $A2 \sqsubseteq A5$ and $A5 \sqsubseteq A6$ imply $A2 \sqsubseteq A6$ via subsumption (rule 1). STEP 5: [$A2 \sqsubseteq A6$, 9] $\rightarrow A2 \sqsubseteq A7$ EXPLANATION: $A2 \sqsubseteq A6$ and $A6 \sqsubseteq A7$ imply $A2 \sqsubseteq A7$ via subsumption (rule 1).</pre>

(a) Input axioms and target conclusion

(b) Output axioms used, simplification, and derivation

Figure 19: A simple example with Atomic distance 6 and Justification size 6

Input Data	Output Data
<pre>## Axioms Axiom 0: $A1 \sqsubseteq A2 \sqcap \exists r3.A4$ Axiom 1: $A5 \sqsubseteq A6$ Axiom 2: $A7 \sqsubseteq A2 \sqcap \exists r3.A4$ Axiom 3: $A2 \sqsubseteq A8$ Axiom 4: $A9 \sqsubseteq A10$ Axiom 5: $A11 \sqsubseteq A2 \sqcap \exists r3.A12$ Axiom 6: $A13 \sqsubseteq A2 \sqcap \exists r3.A4$ Axiom 7: $A14 \sqsubseteq A2 \sqcap \exists r3.A15$ Axiom 8: $A16 \sqsubseteq A2 \sqcap \exists r3.A4$ Axiom 9: $A8 \sqsubseteq A5 \sqcap A17$ Axiom 10: $A12 \sqsubseteq A9$ Axiom 11: $A18 \sqsubseteq A2 \sqcap \exists r3.A4$ Axiom 12: $A19 \sqsubseteq A12$ Axiom 13: $A20 \sqsubseteq A6 \sqcap \exists r3.A10$ Axiom 14: $A21 \sqsubseteq A22$ Axiom 15: $A23 \sqsubseteq A2 \sqcap \exists r3.A19$ ## Target Conclusion $A23 \sqsubseteq A20$</pre>	<pre>## AXIOMS_USED 1, 3, 4, 9, 10, 12, 13, 15 ## SIMPLIFY [1] $A5 \sqsubseteq A6 \rightarrow A5 \sqsubseteq A6$ [3] $A2 \sqsubseteq A8 \rightarrow A2 \sqsubseteq A8$ [4] $A9 \sqsubseteq A10 \rightarrow A9 \sqsubseteq A10$ [9] $A8 \sqsubseteq A5 \sqcap A17 \rightarrow A8 \sqsubseteq A5$ [10] $A12 \sqsubseteq A9 \rightarrow A12 \sqsubseteq A9$ [12] $A19 \sqsubseteq A12 \rightarrow A19 \sqsubseteq A12$ [13] $A20 \sqsubseteq A6 \sqcap \exists r3.A10 \rightarrow A20 \sqsubseteq A6, A20 \sqsubseteq \exists r3.A10, A6 \sqcap \exists r3.A10 \sqsubseteq A20$ [15] $A23 \sqsubseteq A2 \sqcap \exists r3.A19 \rightarrow A23 \sqsubseteq A2, A23 \sqsubseteq \exists r3.A19$ ## DERIVE STEP 1: [3, 9, 1] $\rightarrow A23 \sqsubseteq A6$ EXPLANATION: $A23 \sqsubseteq A2$ (Axiom 15) $\wedge A2 \sqsubseteq A8$ (Axiom 3) $\wedge A8 \sqsubseteq A5$ (Axiom 9) $\wedge A5 \sqsubseteq A6$ (Axiom 1) $\vdash A23 \sqsubseteq A6$ via transitive subsumption (rule 1) STEP 2: [15, 12, 10, 4] $\rightarrow A23 \sqsubseteq \exists r3.A10$ EXPLANATION: $A23 \sqsubseteq \exists r3.A19$ (Axiom 15) $\wedge A19 \sqsubseteq A12$ (Axiom 12) $\wedge A12 \sqsubseteq A9$ (Axiom 10) $\wedge A9 \sqsubseteq A10$ (Axiom 4) $\vdash A23 \sqsubseteq \exists r3.A10$ via existential rule (rule 3) STEP 3: [STEP1, STEP2, 13] $\rightarrow A23 \sqsubseteq A20$ EXPLANATION: $A23 \sqsubseteq A6 \wedge A23 \sqsubseteq \exists r3.A10 \wedge A6 \sqcap \exists r3.A10 \sqsubseteq A20$ (Axiom 13) $\vdash A23 \sqsubseteq A20$ via conjunction (rule 2)</pre>

(a) Input axioms and target conclusion

(b) Output axioms used, simplification, and derivation

Figure 20: A complex example with Atomic distance 4 and Justification size 8, split into input and output boxes

Reasoning for Target Conclusion

```

## Axioms
Axiom 0:  $A1 \equiv A2 \sqcap \exists r3.( \exists r4.A5 \sqcap \exists r6.A7 ) \sqcap \exists r3.( \exists r4.A5 \sqcap \exists r6.A8 )$ 
Axiom 1:  $A9 \sqsubseteq A10 \sqcap A11$ 
Axiom 2:  $A12 \equiv A13 \sqcap \exists r3.\exists r6.A14$ 
Axiom 3:  $A15 \equiv A2 \sqcap \exists r3.( \exists r4.A5 \sqcap \exists r6.A16 )$ 
Axiom 4:  $A17 \equiv A2 \sqcap \exists r3.( \exists r4.A5 \sqcap \exists r6.A18 )$ 
Axiom 5:  $A19 \sqsubseteq A20 \sqcap \exists r3.\exists r6.A21$ 
Axiom 6:  $A22 \equiv A23 \sqcap \exists r24.A25$ 
Axiom 7:  $A26 \sqsubseteq A9 \sqcap A27$ 
Axiom 8:  $A28 \equiv A2 \sqcap \exists r3.( \exists r4.A5 \sqcap \exists r6.A18 ) \sqcap \exists r3.( \exists r4.A5 \sqcap \exists r6.A29 )$ 
Axiom 9:  $A30 \sqsubseteq A2 \sqcap \exists r3.\exists r6.A21$ 
Axiom 10:  $A31 \equiv A2 \sqcap \exists r3.( \exists r4.A5 \sqcap \exists r6.A32 )$ 
Axiom 11:  $A33 \sqsubseteq A2$ 
Axiom 12:  $A34 \sqsubseteq A35 \sqcap A36$ 
Axiom 13:  $A37 \equiv A2 \sqcap \exists r3.( \exists r4.A5 \sqcap \exists r6.A38 ) \sqcap \exists r3.( \exists r4.A5 \sqcap \exists r6.A22 )$ 
Axiom 14:  $A39 \equiv A2 \sqcap \exists r3.( \exists r4.A5 \sqcap \exists r6.A29 )$ 
Axiom 15:  $A20 \sqsubseteq A13$ 
Axiom 16:  $A40 \equiv A20 \sqcap \exists r3.( \exists r4.A41 \sqcap \exists r6.A42 ) \sqcap \exists r3.( \exists r4.A41 \sqcap \exists r6.A43 )$ 
Axiom 17:  $A23 \sqsubseteq A34 \sqcap A16$ 
Axiom 18:  $A44 \sqsubseteq A45 \sqcap A26 \sqcap A46$ 
Axiom 19:  $A36 \sqsubseteq A44$ 
Axiom 20:  $A2 \sqsubseteq A47 \sqcap A19 \sqcap \exists r3.\exists r6.A21$ 
Axiom 21:  $A48 \equiv A2 \sqcap \exists r3.( \exists r4.A5 \sqcap \exists r6.A8 )$ 
Axiom 22:  $A49 \sqsubseteq A14$ 
Axiom 23:  $A50 \sqsubseteq A51 \sqcap A52$ 
Axiom 24:  $A53 \sqsubseteq A49 \sqcap A54$ 
Axiom 25:  $A55 \sqsubseteq A56 \sqcap \exists r3.( \exists r4.A57 \sqcap \exists r6.A21 )$ 
Axiom 26:  $A58 \equiv A20 \sqcap \exists r3.( \exists r4.A59 \sqcap \exists r60.A61 \sqcap \exists r6.A62 \sqcap \exists r63.A64 )$ 
Axiom 27:  $A65 \equiv A2 \sqcap \exists r3.( \exists r4.A66 \sqcap \exists r6.A44 )$ 
Axiom 28:  $A67 \equiv A2 \sqcap \exists r3.( \exists r4.A5 \sqcap \exists r6.A23 )$ 
Axiom 29:  $A10 \sqsubseteq A53$ 

## Target Conclusion
A37  $\sqsubseteq$  A12

```

Figure 21: A hard example with atomic distance 8 and justification size 15.