

# Can Deep Research Agents Find and Organize? Evaluating the Synthesis Gap with Expert Taxonomies

Ming Zhang<sup>†\*</sup>, Jiabao Zhuang<sup>\*</sup>, Wenqing Jing<sup>\*</sup>, Ziyu Kong, Jingyi Deng,  
Yujiong Shen, Kexin Tan, Yuhang Zhao, Ning Luo, Renzhe Zheng, Jiahui Lin,  
Mingqi Wu, Long Ma, Yi Zou, Shihan Dou, Tao Gui, Qi Zhang<sup>†</sup>, Xuanjing Huang

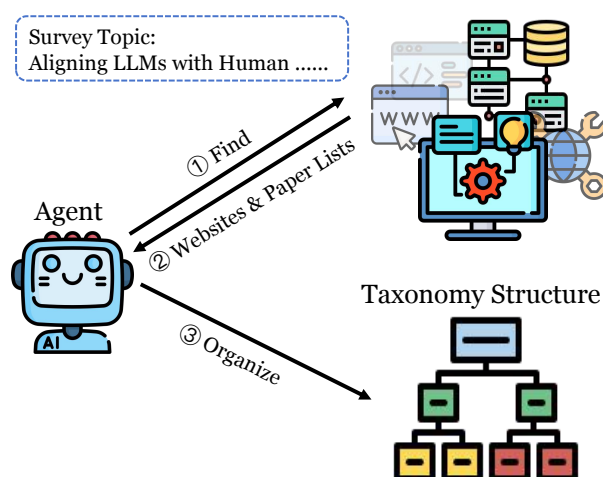
Fudan NLP Group  
mingzhang23@m.fudan.edu.cn, qz@fudan.edu.cn

Deep Research Agents are increasingly used for automated survey generation. However, whether they can write surveys like human experts remains unclear. Existing benchmarks focus on fluency or citation accuracy, but none evaluates the core capabilities: retrieving essential papers and organizing them into coherent knowledge structures. We introduce TAXOBENCH, a diagnostic benchmark derived from 72 highly-cited computer science surveys. We manually extract expert-authored taxonomy trees containing 3,815 precisely categorized citations as ground truth. Our benchmark supports two evaluation modes: Deep Research mode tests end-to-end retrieval and organization given only a topic, while Bottom-Up mode isolates structuring capability by providing the exact papers human experts used. We evaluate 7 leading Deep Research agents and 12 frontier LLMs. Results reveal a dual bottleneck: the best agent recalls only 20.9% of expert-selected papers, and even with perfect input, the best model achieves only 0.31 ARI in organization. Current deep research agents remain far from expert-level survey writing. Our benchmark is publicly available at <https://github.com/KongLongGeFDU/TaxoBench>.

## 1. Introduction

Large Language Models (LLMs) have expanded from basic assistance to complex cognitive tasks in scientific workflows, including automatic academic writing (Liang et al., 2025; Zhou et al., 2025), peer review assistance (Liang et al., 2024; Thakkar et al., 2025), and scientific discovery acceleration (Jablonka et al., 2023; Luo et al., 2025). As academic literature grows exponentially, Deep Research Agents (Schmidgall et al., 2025; Zhang et al., 2025) have emerged as promising tools for automated survey generation (de la Torre-López et al., 2023; Wang et al., 2024b; Yan et al., 2025). However, a fundamental question remains: **Can these agents write surveys like human experts?**

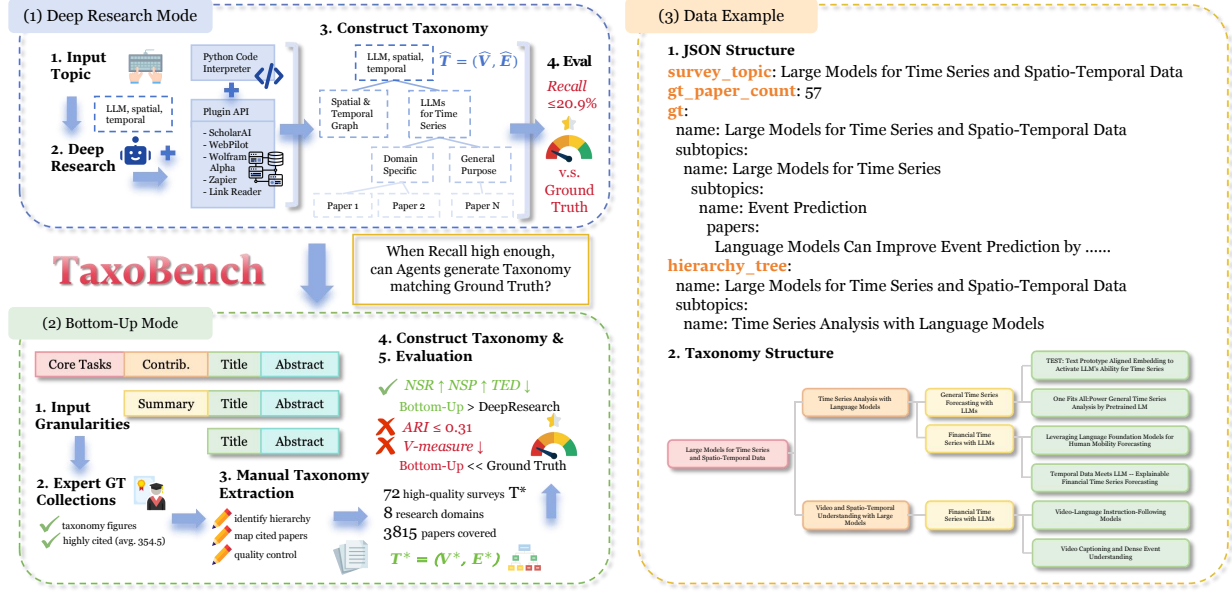
Consider how domain experts write surveys. They do not begin with a fixed outline



**Figure 1 | Deep Research Agents for survey generation.** Given a survey topic, the agent autonomously conducts web-based research to retrieve relevant papers and organizes them into a hierarchical taxonomy.

\*Equal Contribution.

<sup>†</sup>Corresponding Author.



**Figure 2** | Overview of TaxoBench, (1) **Deep Research Mode** targets end-to-end retrieval and taxonomy generation ( $\hat{T}$ ) from a query. (2) **Bottom-Up Mode** isolates organization logic, reconstructing hierarchies ( $T^*$ ) from fixed papers using varying input granularities and (3) **Data Example** illustrates the dataset structure, detailing the ground truth JSON schema and taxonomy mapping.

and search for papers to fill it. Instead, they follow a bottom-up process: reading hundreds of papers, identifying seminal work, and gradually organizing knowledge into a coherent taxonomy that reveals the field’s intellectual structure (Wang et al., 2024a; Zhao et al., 2023). This taxonomy reflects a deep understanding of how ideas relate to each other.

Existing benchmarks fail to evaluate this cognitive process. Current evaluations focus on surface metrics such as fluency or citation accuracy (Eldifrawi et al., 2024; Wadden et al., 2020), not whether agents can replicate how experts actually write surveys. We decompose this question into two challenges:

**Challenge 1: Can Deep Research agents identify the papers experts would select?** A survey is defined by what it includes. Human experts develop judgment for which papers are foundational and which can be omitted. Current evaluations rarely measure whether agents share this judgment.

**Challenge 2: Can Deep Research agents organize papers as experts would?** A survey taxonomy is not arbitrary clustering. It reflects how concepts, methods, and applications relate hierarchically. No existing benchmark evaluates whether agents can produce expert-like organization.

To address these challenges, we introduce TAXOBENCH, the first benchmark to evaluate whether Deep Research Agents can write academic surveys like human experts. We collect 72 highly-cited surveys from authoritative computer science venues, covering subfields including multimodal learning, reinforcement learning, and alignment. From each survey, we manually extract the taxonomy tree representing how experts organized the field. This yields 3,815 precisely categorized citations as ground truth. We describe the construction pipeline in Section 2.

Our benchmark supports two evaluation modes. **Deep Research mode** requires agents to retrieve and organize papers given only a topic, testing end-to-end capability. **Bottom-Up mode** provides the exact papers experts used, isolating organization capability from retrieval. Within Bottom-Up mode, we vary input granularity by providing abstracts, summaries, or extracted contributions to examine

what information enables expert-like organization.

We evaluate 7 Deep Research agents and 12 frontier LLMs, revealing a **dual bottleneck** in retrieval and organization. First, retrieval fails: even the best agent recalls only 20.9% of expert-selected papers, with most below 5%. Second, organization struggles: given perfect input, the best model achieves only 0.31 ARI. Retrieval also predicts structure quality (Spearman  $\rho=0.83$ ), confirming these failures compound. Current agents remain far from human-level survey writing.

Our contributions are threefold:

1. We release TAXOBENCH, the first benchmark to evaluate survey writing from a human cognition perspective, featuring 72 expert-authored taxonomy trees and 3,815 categorized citations.
2. We carefully design a dual-layer evaluation framework with tailored metrics covering retrieval and organization, along with controlled experiments on input granularity.
3. We evaluate 7 Deep Research agents and 12 frontier LLMs, revealing fundamental gaps and releasing all data and code publicly.

## 2. TAXOBENCH

We introduce TAXOBENCH, a benchmark to evaluate whether Deep Research Agents can write surveys like human experts. This section describes our data construction pipeline.

### 2.1. Task Definition

When human experts write a survey, they produce a taxonomy that organizes the literature into a coherent knowledge structure. We formalize this as the core evaluation task: given a research topic, can agents produce a taxonomy that matches expert organization?

A taxonomy tree  $T = (V, E)$  consists of nodes  $V$  representing concepts or topics, and edges  $E$  representing hierarchical relationships. Leaf nodes correspond to individual papers, while internal nodes represent conceptual categories. The ground truth taxonomy  $T^*$  is extracted from expert-authored surveys, capturing how domain experts organize knowledge after extensive reading.

### 2.2. Survey Collection

We collect surveys from authoritative computer science venues, focusing on LLM-related research. Our collection covers diverse subfields including multimodal learning, reinforcement learning, alignment, and agents. To ensure quality, we apply two filters:

- Surveys must contain explicit taxonomy figures, identified by querying captions for terms such as “taxonomy” or “typology.”
- Surveys must be highly cited, ensuring alignment with expert consensus.

This process yields 72 high-quality surveys spanning 8 research domains.

### 2.3. Taxonomy Extraction

From each survey, we manually extract the taxonomy tree that organizes the surveyed literature. We employ human annotation rather than automated extraction for three reasons: (1) taxonomy figures

Statistic	Value
<i>Survey Collection</i>	
Number of surveys	72
Avg. citations per survey	354.5
Research domains	8
<i>Taxonomy Structure</i>	
Total papers in taxonomies	3,815
Avg. papers per taxonomy	53.0
Avg. hierarchy depth	3.2
Avg. leaf categories	12.4

**Table 1** | TAXOBENCH dataset statistics.

vary greatly in format and layout; (2) paper-to-node mappings often require reading the full text; (3) implicit citations and cross-references need expert judgment.

All annotators hold Ph.D. degrees in computer science, ensuring domain expertise for accurate interpretation of survey content. Annotators identify the hierarchical structure from taxonomy figures and map cited papers to corresponding leaf nodes using the original text, diagrams, and bibliographies. We represent each taxonomy as a directory structure: topics become folders, subtopics become subfolders, and papers become text files. This format naturally preserves hierarchical relationships and enables efficient processing.

The annotation process includes three quality controls:

- **Disambiguation:** Resolving papers cited under multiple names or versions.
- **Deduplication:** Merging duplicate entries across survey sections.
- **Validation:** Cross-checking node assignments against survey text.

## 2.4. Dataset Statistics

Table 1 summarizes key statistics. We collect 72 surveys with an average of 354.5 citations per survey, confirming their high impact and expert recognition. From these surveys, we extract taxonomy trees covering 3,815 papers in total. On average, each taxonomy organizes 53 papers across 3.2 hierarchy levels with 12.4 leaf categories. Figure 2 (3) shows example taxonomies from our dataset.

The diversity of tree structures, domain coverage, and organization styles provides a challenging testbed. Unlike synthetic benchmarks, our ground truth captures authentic expert cognition, namely the knowledge structures that emerge from months of reading and synthesis.

## 3. Evaluation Framework

We design a dual-layer evaluation framework to assess whether models can construct taxonomy trees like human experts. Following the notation in Section 2, let  $T^* = (V^*, E^*)$  denote the ground truth taxonomy from expert surveys, and  $\hat{T} = (\hat{V}, \hat{E})$  denote the model-generated taxonomy. We evaluate at two levels: **Leaf-Level** (paper assignment quality) and **Hierarchy-Level** (structural organization quality), using six metrics tailored to our two evaluation modes.

### 3.1. Leaf-Level Metrics

Leaf-level metrics evaluate whether models assign papers to the correct categories. The applicable metrics differ by evaluation mode.

**Deep Research Mode.** In this mode, models must retrieve papers independently, so clustering metrics are inapplicable. We use Recall to measure retrieval quality:

**Recall** measures the proportion of expert-selected papers that the model successfully retrieves:

$$\text{Recall} = \frac{|\mathcal{L}(T^*) \cap \mathcal{L}(\hat{T})|}{|\mathcal{L}(T^*)|} \quad (1)$$

where  $\mathcal{L}(\cdot)$  denotes the set of leaf nodes (papers) in a taxonomy. Higher Recall indicates better identification of core literature.

**Bottom-Up Mode.** In this mode, models receive the exact papers from  $T^*$ , making the task equivalent to hierarchical clustering. We employ two standard clustering metrics:

**Adjusted Rand Index (ARI)** measures overall alignment between model clustering and expert classification. ARI computes pairwise agreement and adjusts for chance:

$$\text{ARI} = \frac{\text{RI} - E[\text{RI}]}{\max(\text{RI}) - E[\text{RI}]} \quad (2)$$

Higher ARI indicates the model’s groupings closely match expert judgment.  $\text{ARI} = 1$  means perfect agreement;  $\text{ARI} = 0$  means random-level agreement.

**V-Measure** decomposes clustering quality into Homogeneity ( $h$ ) and Completeness ( $c$ ):

$$h = 1 - \frac{H(U|V)}{H(U)}, \quad c = 1 - \frac{H(V|U)}{H(V)} \quad (3)$$

where  $U$  and  $V$  represent expert and model clusterings respectively. Homogeneity measures cluster purity (each model cluster contains papers from one expert category). Completeness measures cluster coverage (papers from one expert category are assigned to one model cluster). V-Measure is their harmonic mean:

$$\text{V-Measure} = \frac{2 \times h \times c}{h + c} \quad (4)$$

### 3.2. Hierarchy-Level Metrics

Hierarchy-level metrics evaluate the structural quality of internal nodes  $V \setminus \mathcal{L}(T)$ , i.e., the taxonomy skeleton  $T_s$ . These metrics apply to both evaluation modes.

**Normalized Tree Edit Distance (TED)** measures topological difference between  $T_s^*$  and  $\hat{T}_s$ :

$$\text{TED}(T_s^*, \hat{T}_s) = \frac{\sum_{o \in S^*} \text{cost}(o)}{|T_s^*| + |\hat{T}_s|} \quad (5)$$

where  $S^*$  is the optimal edit sequence (insertion, deletion, renaming) transforming  $\hat{T}_s$  into  $T_s^*$ . Insertion and deletion cost 1; renaming node  $x$  to  $y$  costs  $1 - \text{Sim}(x, y)$ , where  $\text{Sim}$  is cosine similarity of node name embeddings. Lower TED indicates closer structural alignment.

**Soft F1** evaluates semantic coverage using soft set theory (Fränti and Mariescu-Istodor, 2023). We define soft cardinality as:

$$c(T_s) = \sum_{i=1}^{|T_s|} \frac{1}{\sum_{j=1}^{|T_s|} \text{Sim}(t_i, t_j)} \quad (6)$$

This captures effective information content after accounting for semantic overlap. Node Soft Recall (NSR) and Node Soft Precision (NSP) are:

$$\text{NSR} = \frac{c(T_s^*) + c(\hat{T}_s) - c(T_s^* \cup \hat{T}_s)}{c(T_s^*)} \quad (7)$$

$$\text{NSP} = \frac{c(T_s^*) + c(\hat{T}_s) - c(T_s^* \cup \hat{T}_s)}{c(\hat{T}_s)} \quad (8)$$

NSR measures how well  $\hat{T}_s$  covers  $T_s^*$ ; NSP measures precision of  $\hat{T}_s$ . Soft F1 is their harmonic mean:

$$\text{Soft F1} = 2 \cdot \frac{\text{NSP} \cdot \text{NSR}}{\text{NSP} + \text{NSR}} \quad (9)$$

**LLM-as-Judge** provides holistic evaluation of organization quality. We prompt GPT-4o to compare  $T_s^*$  and  $\hat{T}_s$  along four dimensions:

- **Coverage:** Whether core concepts from  $T_s^*$  are present.
- **Organization:** Whether sibling nodes follow MECE (Mutually Exclusive, Collectively Exhaustive) principle.
- **Logic:** Whether parent-child relationships are consistent.
- **Topology:** Whether overall shape matches  $T_s^*$ .

GPT-4o outputs scores from 1-5 with explanations. Prompt details are in Appendix G. We conducted an additional experiment to validate the effectiveness of our automated evaluation pipeline. Specifically, we calculated the Cohen’s  $\kappa$  coefficient between human evaluators and GPT-4o, which reached 0.8909. This demonstrates the reliability of GPT-4o as a judge. For further details, please refer to the Appendix D.

## 4. Benchmarking LLMs on TAXOBENCH

We evaluate 7 leading Deep Research agents and 12 frontier LLMs on TAXOBENCH. This section describes our experimental setup and presents key findings.

**Deep Research Mode.** We evaluate Deep Research agents in their standard usage: given only a survey topic, agents must independently retrieve papers and organize them into a taxonomy. We test 7 agents: o3, Gemini, Grok, Perplexity, DeepSeek, Qwen, and Doubao. This mode assesses end-to-end survey-writing capability.

**Bottom-Up Mode.** We evaluate frontier LLMs on pure organization capability by providing the exact papers from expert taxonomies  $T^*$ . This eliminates retrieval as a variable, directly testing whether models can structure knowledge like experts. We test 12 models including Claude-4.5-Sonnet, GPT-5, Gemini-3-Pro, DeepSeek-V3.2, Qwen3-Max, and Kimi-K2, each with both standard and thinking variants.

Model	Leaf-Level Metrics					Hierarchy-Level Metrics			
	Recall↑	ARI↑	Hom.↑	Comp.↑	V-Meas.↑	TED↓	NSR↑	NSP↑	Soft F1↑
<b>Deep Research Mode</b>									
o3	<b>20.92%</b>	-	-	-	-	<b>0.59</b>	0.76	<b>0.92</b>	0.83
Doubao	3.15%	-	-	-	-	0.63	0.82	0.80	0.81
DeepSeek	4.61%	-	-	-	-	0.63	0.77	0.85	0.81
Gemini	15.23%	-	-	-	-	0.64	0.88	0.77	0.82
Grok	12.82%	-	-	-	-	0.60	0.79	0.87	0.83
Perplexity	6.61%	-	-	-	-	0.70	0.88	0.80	0.84
Qwen	4.35%	-	-	-	-	0.67	<b>0.91</b>	0.77	0.83
<b>Bottom-Up Mode</b>									
<i>Non-thinking-based</i>									
Claude-4.5-Sonnet	-	0.27	0.82	0.67	<b>0.72</b>	0.62	0.87	0.85	<b>0.86</b>
GPT-5	-	0.28	0.78	0.66	0.71	0.61	0.82	0.85	0.84
Gemini-3-Pro*	-	0.29	0.67	0.67	0.66	0.60	0.87	0.83	0.85
DeepSeek-V3.2	-	0.27	0.74	0.66	0.69	0.61	0.82	0.87	0.85
Qwen3-Max*	-	<b>0.31</b>	0.68	<b>0.69</b>	0.68	0.60	0.80	0.86	0.83
Kimi-K2	-	0.24	0.79	0.65	0.70	0.62	0.89	0.82	0.85
<i>Thinking-based</i>									
Claude-4.5-Sonnet-Thinking	-	0.29	0.76	0.67	0.70	0.60	0.86	0.85	0.85
GPT-5-Thinking	-	0.26	<b>0.81</b>	0.66	<b>0.72</b>	0.63	0.83	0.85	0.84
Gemini-3-Pro-Thinking*	-	0.29	0.67	0.67	0.66	0.60	0.87	0.83	0.85
DeepSeek-V3.2-Thinking	-	0.28	0.71	0.67	0.68	0.61	0.82	<b>0.89</b>	0.85
Qwen3-Max-Thinking*	-	0.30	0.69	0.68	0.67	<b>0.60</b>	0.82	0.86	0.84
Kimi-K2-Thinking	-	0.23	0.79	0.65	0.70	0.64	0.88	0.82	0.85

Table 2 | Detailed evaluation of Leaf-Level and Hierarchy-Level metrics.

**Input Settings.** Following prior work on structured information extraction from academic papers (Zhang et al., 2026), we design three input settings with increasing granularity within Bottom-Up mode:

- **Title + Abstract:** Basic metadata available for any paper.
- **Title + Abstract + Summary:** Adding LLM-generated paper summaries for richer context.
- **Title + Abstract + Core-task & Contributions:** Extracted structured fields describing what each paper does and contributes, providing focused signals without redundancy.

This controlled experiment examines whether organization quality benefits more from richer information (summaries) or more focused information (core-task & contributions).

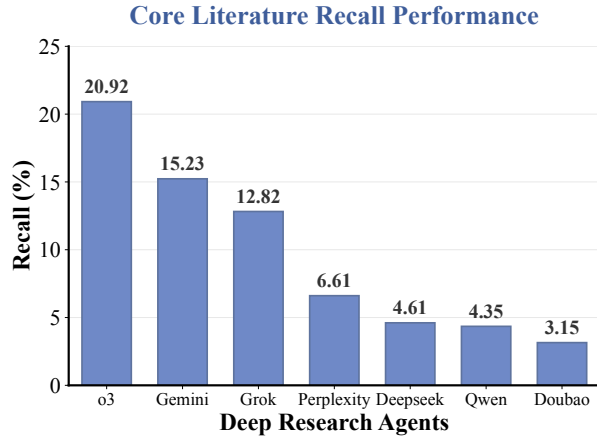
#### 4.1. Can Agents Effectively Retrieve and Cluster Core Citations?

##### Finding 1: Deep Research agents fail to retrieve core literature.

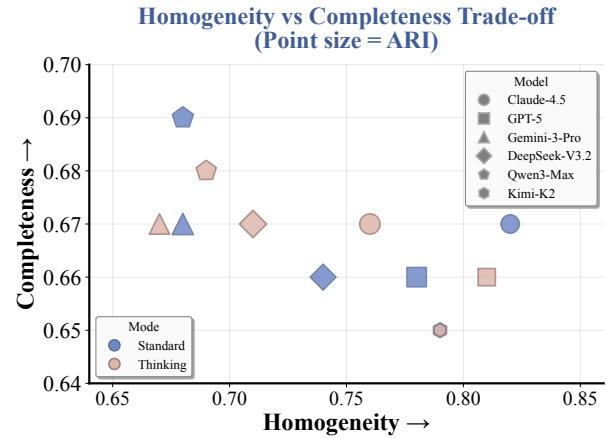
Figure 3 shows retrieval performance in Deep Research mode. Most agents recall fewer than 5% of expert-selected papers: Doubao (3.15%), Qwen (4.35%), and DeepSeek (4.61%) all fall below this threshold. Even o3, the best-performing agent, achieves only 20.9% Recall, missing approximately 80% of papers that human experts consider essential. This indicates that models are easily distracted by non-core literature, neglecting foundational work. This retrieval bottleneck fundamentally limits survey generation quality.

##### Finding 2: Even with perfect input, models struggle to match expert classifications.





**Figure 3** | Retrieval performance of Deep Research agents. Bars indicate percentage of expert-selected papers retrieved.



**Figure 4** | Homogeneity vs Completeness trade-off at leaf level clustering. Point size indicates ARI score.

Despite strong hierarchy-level performance, leaf-level clustering reveals a persistent gap. The best model, Qwen, achieves only 0.31 ARI, far below perfect agreement. Even with identical papers, model-generated classification boundaries barely overlap with expert groupings.

Figure 4 illustrates this pattern: all models exhibit higher Homogeneity than Completeness, indicating systematic over-segmentation. The contrast between high Soft F1 and low ARI is informative: models generate taxonomies that appear reasonable structurally but fail at fine-grained paper attribution. They fail to capture the implicit classification logic that experts use, which is grounded in research paradigms, methodological lineages, and technological evolution. Text comprehension alone is insufficient for expert-level knowledge organization.

#### 4.2. What Benefits Taxonomy Structure and What are the Current Bottlenecks?

##### Finding 3: Retrieval quality predicts structure quality.

Figure 5 shows a strong correlation between Recall and hierarchy-level metrics. The Spearman coefficient between Recall ranking and average structural metric ranking is 0.83 ( $p = 0.021$ ), revealing a cascading effect: retrieval failures propagate into structural deficiencies.

o3 illustrates this pattern. With the highest Recall (20.9%), it achieves the best TED (0.59) and NSP (0.92), indicating generated nodes rarely contain irrelevant branches. Conversely, low-Recall models show degraded structural metrics across the board. This confirms that retrieval acts as a bottleneck. Without finding the right papers, models cannot build coherent taxonomies.

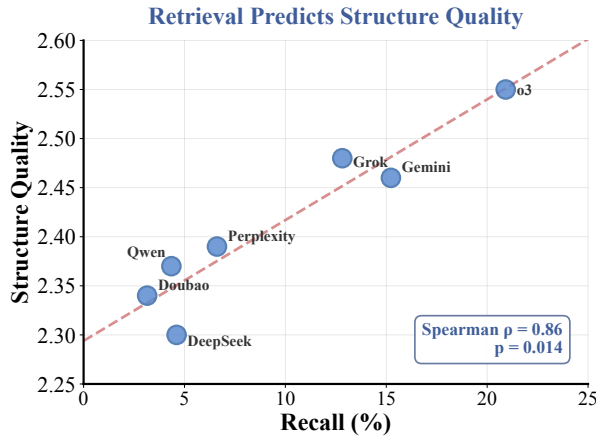
These results suggest that retrieval completeness is prerequisite for taxonomy quality: missing key literature leads to structural deficiencies such as incomplete branches or logical discontinuities.

##### Finding 4: Bottom-Up mode unlocks cleaner organization capability.

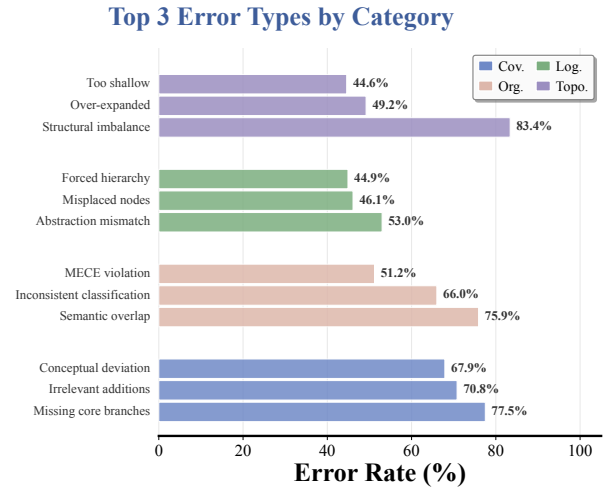
When models receive the exact papers human experts used, structural quality improves substantially. Table 2 shows that models operating in the Bottom-Up mode generally outperform Deep Research agents across hierarchy-level metrics.

Claude-4.5-Sonnet achieves the highest Soft F1 score of 0.86, maintaining a balanced NSR and NSP, indicating efficient organization with minimal information loss. In contrast, Deep Research





**Figure 5** | Correlation between core literature recall and taxonomy structure quality (LLM-as-Judge average). Each point represents a Deep Research agent. The dashed line shows the linear trend.



**Figure 6** | Top 3 error types by evaluation category. Error rates computed from qualitative analysis of 1000 model-generated taxonomies.

agents show a problematic pattern: Qwen achieves a high NSR of 0.91 but a low NSP of 0.77, generating redundant nodes to maximize coverage rather than precise structures.

Cross-mode comparison reveals the impact of retrieval noise. DeepSeek’s Soft F1 rises from 0.81 (Deep Research) to 0.85 (Bottom-Up), and LLM-judge score increases from 2.30 to 2.59. Qwen’s NSP improves from 0.77 to 0.86, and TED drops from 0.67 to 0.60. These gains confirm that poor retrieval masks models’ true organization capability, identifying retrieval as the primary bottleneck in Deep Research mode. By providing expert-selected papers directly, the Bottom-Up mode eliminates retrieval noise and enables cleaner assessment of structuring ability.

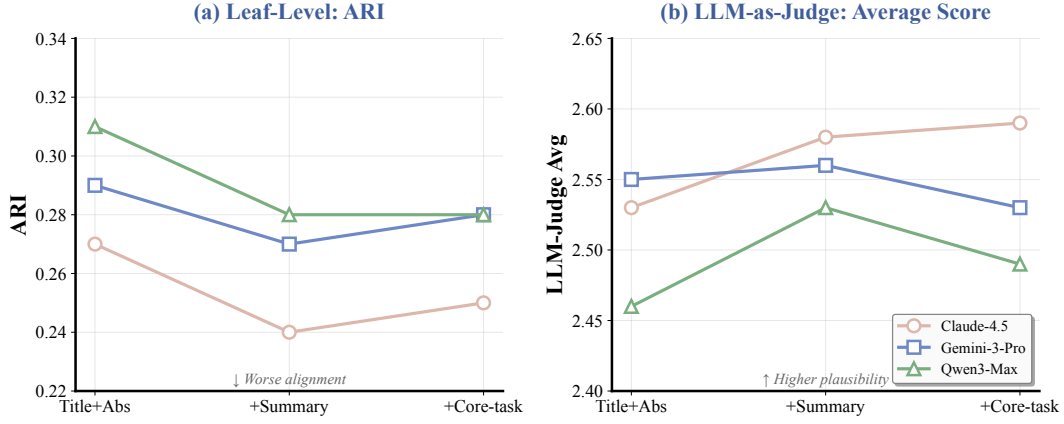
#### Finding 5: Error analysis reveals systematic failure patterns across all dimensions.

To understand the root causes of model failures, we conduct qualitative error analysis on 1,000 model-generated taxonomy evaluations across four dimensions. Figure 6 summarizes the top 3 error types for each category. Table 6 presents the detailed distribution of error types identified across these 1,000 samples.

**Semantic Coverage** errors are pervasive. *Missing core branches* occurs in 77.5% of cases, where models consistently omit key conceptual divisions that experts consider essential. *Irrelevant additions* (70.8%) and *Conceptual deviation* (67.9%) further indicate that models struggle to identify what belongs in a survey taxonomy.

**Sibling Organization** errors explain the ARI–Soft F1 gap. *Semantic overlap* (75.9%) shows that models create categories that appear distinct but contain redundant concepts, violating the MECE principle. *Inconsistent classification* (66.0%) reveals that models apply different taxonomic criteria across branches.

**Structural Topology** errors are equally severe. *Structural imbalance* (83.4%), the most frequent error overall, indicates that models over-expand certain branches while neglecting others. The prevalence of *Over-expanded* branches (49.2%) and *Too shallow* structures (44.6%) suggests that models lack judgment about appropriate granularity.



**Figure 7** | Ablation study on input settings in Bottom-Up mode. (a) ARI scores consistently decrease as more information is provided, indicating reduced alignment with expert classifications. (b) LLM-Judge scores show mixed or improving trends, suggesting richer input helps models generate more plausible but not more expert-aligned taxonomies.

Notably, **Hierarchical Logic** errors are less frequent (44.9–53.0%). While *Abstraction mismatch* (53.0%) and *Misplaced nodes* (46.1%) do occur, models understand parent-child relationships better than they understand *what categories to create*. The primary bottleneck lies in deciding what the structure should be, a task requiring implicit domain knowledge that text comprehension alone cannot provide.

#### Finding 6: More information improves structural plausibility but not expert alignment.

Given the persistent gap identified above, we investigate whether richer input information can improve alignment. Table 3 shows the impact of input granularity on organization quality. Counterintuitively, adding richer information (summaries or core-task & contributions) does not improve, and often degrades, alignment with expert classifications.

As shown in Figure 7, for Claude-4.5-Sonnet, ARI drops from 0.27 (Title+Abstract) to 0.24 (+Summary), yet Soft F1 improves from 0.86 to 0.88 and LLM-judge score rises from 2.53 to 2.59. Qwen3-Max shows the same pattern: ARI drops from 0.31 to 0.28 while LLM-judge improves from 2.46 to 2.53. This divergence appears consistently across models.

These results reveal a critical insight: additional information helps models generate taxonomies that *appear* more reasonable, but these structures diverge further from expert classification boundaries. Models leverage richer semantics to construct their own organizational logic rather than learning expert conventions. This suggests that the gap between model and expert cognition lies not in information access, but in implicit domain knowledge that text comprehension cannot capture.

## 5. Related Work

### 5.1. Deep Research-aided Survey Generation

As academic literature grows exponentially, automated survey generation has become a prominent research area. With the advancement of deep research agents (Google, 2025c; Li et al., 2025b; OpenAI, 2025b; Zheng et al., 2025), recent studies have also explored leveraging LLMs for end-to-end survey generation (Lahiri et al., 2025). Most approaches adopt a structure-then-content mode: Auto-Survey (Wang et al., 2024b) employs a two-stage generation approach, prior work (Hu et al., 2024)

uses citation networks to construct taxonomy trees, and SurveyForge (Yan et al., 2025) integrates human-curated outlines with literature retrieval.

These methods share a common assumption: that LLMs can inherently organize papers into coherent knowledge structures. However, no prior work directly evaluates this capability. Our benchmark fills this gap by measuring whether models can reproduce expert-level knowledge organization.

## 5.2. Deep Research Evaluation

Existing evaluation frameworks focus on different capabilities: multi-hop retrieval and reasoning (Ailing et al., 2025; Chen et al., 2025), web-based retrieval (Deng et al., 2023; Wu et al., 2025), and automated report generation (Du et al., 2025; Li et al., 2025a).

However, none assesses the core ability to retrieve and organize knowledge structures. Although recent works (Sun et al., 2025; Yan et al., 2025) include outline evaluation, they rely on LLM-as-a-judge without validation against human consensus. In contrast, TAXOBENCH uses expert-authored taxonomies from published surveys as ground truth, providing direct measurement of alignment with human expert cognition.

## 6. Conclusion

We introduce TAXOBENCH, the first benchmark to evaluate whether Deep Research Agents can write surveys like human experts, featuring 72 expert-authored taxonomy trees with 3,815 categorized citations as ground truth.

Our evaluation of 7 Deep Research agents and 12 frontier LLMs reveals a dual bottleneck: retrieval fails (best agent: 20.9% recall, most below 5%) and organization struggles (best model: 0.31 ARI even with perfect input). Retrieval quality predicts structural quality (Spearman  $\rho=0.83$ ), yet richer input improves plausibility without improving expert alignment.

These findings show current agents remain far from human-level survey writing. The gap lies in implicit domain knowledge that text comprehension cannot capture. We hope TAXOBENCH could support future research on closing this gap.

## Limitations

While TAXOBENCH establishes a rigorous framework for assessing knowledge structuring in Deep Research, we aim to extend it to further enhance its generalizability. Currently, our evaluation prioritizes frontier closed-source LLMs to establish a robust and representative baseline. Moving forward, we plan to extend this benchmark to a broader spectrum of open-source models to quantify performance disparities across diverse architectures, thereby fostering advancements within the open-source community.

## References

Yu Ai-ling, Yao Lan, Ailing Yu, Liu Jing-nan, Lan Yao, Chen Zhe, Jingnan Liu, Yin Jiajun, Zhe Chen, Wang Yuan, Jiajun Yin, Liao Xinhao, Yuan Wang, Zhiling Ye, Xinhao Liao, Li Ji, Zhiling Ye, Yue Yun, Ji Li, Yun Yue, Zhou Hualei, Hansong Xiao, Guo Chun-xiao, Hualei Zhou, Wei Peng, Chunxiao Guo, Liu Junwei, Peng Wei, Jinjie Gu, Junwei Liu, and Jinjie Gu. Medresearcher-r1: Expert-level medical deep researcher via a knowledge-informed trajectory synthesis framework.

- <https://doi.org/10.48550/arxiv.2508.14880>, abs/2508.14880, 2025. doi: 10.48550/arxiv.2508.14880.
- Alibaba. Qwen. [https://chat.qwen.ai/?inputFeature=deep\\_research](https://chat.qwen.ai/?inputFeature=deep_research), 2025.
- Anthropic. claude-sonnet-4.5. <https://www.anthropic.com/news/claude-sonnet-4-5>, 2025.
- ByteDance. Doubao. <https://www.doubao.com/chat/>, 2025.
- Shan Chen, Pedro Moreira, Yuxin Xiao, Samuel Schmidgall, Jeremy Warner, Hugo Aerts, Thomas Hartvigsen, Jack Gallifant, and Danielle Bitterman. Medbrowsecomp: Benchmarking medical deep research and computer use. *arXiv.org*, 2025. doi: 10.48550/arXiv.2505.14963.
- José de la Torre-López, Aurora Ramírez, and José Raúl Romero. Artificial intelligence to automate the systematic review of scientific literature. *Computing*, 105(10):2171–2194, 2023.
- DeepSeek. Deepseek. <https://chat.deepseek.com/>, 2025.
- Xiang Deng, Yu Gu, Boyuan Zheng, Shijie Chen, Sam Stevens, Boshi Wang, Huan Sun, and Yu Su. Mind2web: Towards a generalist agent for the web. *Advances in Neural Information Processing Systems*, 36:28091–28114, 2023.
- Mingxuan Du, Benfeng Xu, Chiwei Zhu, Xiaorui Wang, and Zhendong Mao. Deepresearch bench: A comprehensive benchmark for deep research agents. *arXiv preprint arXiv:2506.11763*, 2025.
- Ahmed El-Kishky, Alexander Wei, Andre Saraiva, Borys Minaiev, Daniel Selsam, David Dohan, Francis Song, Hunter Lightman, Ignasi Clavera, Jakub Pachocki, et al. Competitive programming with large reasoning models. *arXiv preprint arXiv:2502.06807*, 2025.
- Islam Eldifrawi, Shengrui Wang, and Amine Trabelsi. Automated justification production for claim veracity in fact checking: A survey on architectures and approaches. *arXiv preprint arXiv:2407.12853*, 2024.
- Pasi Fränti and Radu Marinescu-Istodor. Soft precision and recall. *Pattern Recognition Letters*, 167: 115–121, 2023.
- Google. gemini-3-pro-preview. [https://aistudio.google.com/prompts/new\\_chat](https://aistudio.google.com/prompts/new_chat), 2025a.
- Google. Gemini. <https://gemini.google.com/app>, 2025b.
- Gemini Google. Deep research is now available on gemini 2.5 pro experimental. <https://blog.google/products/gemini/deep-research-gemini-2-5-pro-experimental/>, 2025c.
- Yuntong Hu, Zhuofeng Li, Zheng Zhang, Chen Ling, Raasikh Kanjiani, Boxin Zhao, and Liang Zhao. Taxonomy tree generation from citation graph. *arXiv preprint arXiv:2410.03761*, 2024.
- Kevin Maik Jablonka, Qianxiang Ai, Alexander Al-Feghali, Shruti Badhwar, Joshua D Bocarsly, Andres M Bran, Stefan Bringuier, L Catherine Brinson, Kamal Choudhary, Defne Circi, et al. 14 examples of how llms can transform materials science and chemistry: a reflection on a large language model hackathon. *Digital discovery*, 2(5):1233–1250, 2023.
- Avishek Lahiri, Yufang Hou, and Debarshi Kumar Sanyal. Taxoalign: Scholarly taxonomy generation using language models. In *Proceedings of the 2025 Conference on Empirical Methods in Natural Language Processing*, pages 30191–30211, 2025.

- Minghao Li, Ying Zeng, Zhihao Cheng, Cong Ma, and Kai Jia. Reportbench: Evaluating deep research agents via academic survey tasks. *arXiv preprint arXiv:2508.15804*, 2025a.
- Xiaoxi Li, Jiajie Jin, Guanting Dong, Hongjin Qian, Yongkang Wu, Ji-Rong Wen, Yutao Zhu, and Zhicheng Dou. Webthinker: Empowering large reasoning models with deep research capability. *arXiv preprint arXiv:2504.21776*, 2025b.
- Weixin Liang, Yuhui Zhang, Hancheng Cao, Binglu Wang, Daisy Yi Ding, Xinyu Yang, Kailas Vondrahalli, Siyu He, Daniel Scott Smith, Yian Yin, et al. Can large language models provide useful feedback on research papers? a large-scale empirical analysis. *NEJM AI*, 1(8):A10a2400196, 2024.
- Xun Liang, Jiawei Yang, Yezhaohui Wang, Chen Tang, Zifan Zheng, Shichao Song, Zehao Lin, Yebin Yang, Simin Niu, Hanyu Wang, et al. Surveyx: Academic survey automation via large language models. *arXiv preprint arXiv:2502.14776*, 2025.
- Aixin Liu, Aoxue Mei, Bangcai Lin, Bing Xue, Bingxuan Wang, Bingzheng Xu, Bochao Wu, Bowei Zhang, Chaofan Lin, Chen Dong, et al. Deepseek-v3. 2: Pushing the frontier of open large language models. *arXiv preprint arXiv:2512.02556*, 2025.
- Ziming Luo, Zonglin Yang, Zexin Xu, Wei Yang, and Xinya Du. Llm4sr: A survey on large language models for scientific research. *arXiv preprint arXiv:2501.04306*, 2025.
- Moonshot. Kimi-k2-0905. <https://www.kimi.com/>, 2025.
- OpenAI. Gpt-5. <https://openai.com/index/introducing-gpt-5/>, 2025a.
- OpenAI. Introducing deep research | openai. <https://openai.com/index/introducing-deep-research/>, 2025b.
- Perplexity. Perplexity. <https://www.perplexity.ai/hub/blog/introducing-perplexity-deep-research>, 2025.
- Qwen. Qwen3-max: Just scale it. [https://www.alibabacloud.com/blog/qwen3-max-just-scale-it\\_602621](https://www.alibabacloud.com/blog/qwen3-max-just-scale-it_602621), 2025.
- Samuel Schmidgall, Yusheng Su, Ze Wang, Ximeng Sun, Jialian Wu, Xiaodong Yu, Jiang Liu, Zicheng Liu, and Emad Barsoum. Agent laboratory: Using llm agents as research assistants. *arXiv preprint arXiv:2501.04227*, 2025.
- Zhaojun Sun, Xuzhou Zhu, Xuanhe Zhou, Xin Tong, Shuo Wang, Jie Fu, Guoliang Li, Zhiyuan Liu, and Fan Wu. Surveybench: Can llm (-agents) write academic surveys that align with reader needs? *arXiv preprint arXiv:2510.03120*, 2025.
- Nitya Thakkar, Mert Yuksekgonul, Jake Silberg, Animesh Garg, Nanyun Peng, Fei Sha, Rose Yu, Carl Vondrick, and James Zou. Can llm feedback enhance review quality? a randomized study of 20k reviews at iclr 2025. *arXiv preprint arXiv:2504.09737*, 2025.
- David Wadden, Shanchuan Lin, Kyle Lo, Lucy Lu Wang, Madeleine van Zuylen, Arman Cohan, and Hannaneh Hajishirzi. Fact or fiction: Verifying scientific claims. *arXiv preprint arXiv:2004.14974*, 2020.
- Lei Wang, Chen Ma, Xueyang Feng, Zeyu Zhang, Hao Yang, Jingsen Zhang, Zhiyuan Chen, Jiakai Tang, Xu Chen, Yankai Lin, et al. A survey on large language model based autonomous agents. *Frontiers of Computer Science*, 18(6):186345, 2024a.

- Yidong Wang, Qi Guo, Wenjin Yao, Hongbo Zhang, Xin Zhang, Zhen Wu, Meishan Zhang, Xinyu Dai, Qingsong Wen, Wei Ye, et al. Autosurvey: Large language models can automatically write surveys. *Advances in neural information processing systems*, 37:115119–115145, 2024b.
- Jialong Wu, Wenbiao Yin, Yong Jiang, Zhenglin Wang, Zekun Xi, Runnan Fang, Linhai Zhang, Yulan He, Deyu Zhou, Pengjun Xie, et al. Webwalker: Benchmarking llms in web traversal. *arXiv preprint arXiv:2501.07572*, 2025.
- xAI. Grok. <https://grok.com/>, 2025.
- Xiangchao Yan, Shiyang Feng, Jiakang Yuan, Renqiu Xia, Bin Wang, Lei Bai, and Bo Zhang. Surveyforge: On the outline heuristics, memory-driven generation, and multi-dimensional evaluation for automated survey writing. In *Proceedings of the 63rd Annual Meeting of the Association for Computational Linguistics (Volume 1: Long Papers)*, pages 12444–12465, 2025.
- Ming Zhang, Kexin Tan, Yueyuan Huang, Yujiong Shen, Chunchun Ma, Li Ju, Xinran Zhang, Yuhui Wang, Wenqing Jing, Jingyi Deng, Huayu Sha, Binze Hu, Jingqi Tong, Changhao Jiang, Yage Geng, Yuankai Ying, Yue Zhang, Zhangyue Yin, Zhiheng Xi, Shihan Dou, Tao Gui, Qi Zhang, and Xuanjing Huang. Opennovelty: An llm-powered agentic system for verifiable scholarly novelty assessment. *arXiv preprint 2601.01576*, 2026. URL <https://arxiv.org/abs/2601.01576>.
- Weizhi Zhang, Yangning Li, Yuanchen Bei, Junyu Luo, Guancheng Wan, Liangwei Yang, Chenxuan Xie, Yuyao Yang, Wei-Chieh Huang, Chunyu Miao, et al. From web search towards agentic deep research: Incentivizing search with reasoning agents. *arXiv preprint arXiv:2506.18959*, 2025.
- Wayne Xin Zhao, Kun Zhou, Junyi Li, Tianyi Tang, Xiaolei Wang, Yupeng Hou, Yingqian Min, Beichen Zhang, Junjie Zhang, Zican Dong, et al. A survey of large language models. *arXiv preprint arXiv:2303.18223*, 1(2), 2023.
- Yuxiang Zheng, Dayuan Fu, Xiangkun Hu, Xiaojie Cai, Lyumanshan Ye, Pengrui Lu, and Pengfei Liu. Deepresearcher: Scaling deep research via reinforcement learning in real-world environments. *arXiv preprint arXiv:2504.03160*, 2025.
- Zihan Zhou, Chong Li, Xinyi Chen, Shuo Wang, Yu Chao, Zhili Li, Haoyu Wang, Qi Shi, Zhixing Tan, Xu Han, et al. Llm $\times$  mapreduce: Simplified long-sequence processing using large language models. In *Proceedings of the 63rd Annual Meeting of the Association for Computational Linguistics (Volume 1: Long Papers)*, pages 27664–27678, 2025.

## Appendix

### A. AI Assistants In Research Or Writing

During the preparation of this manuscript, AI assistive technologies were utilized exclusively to enhance linguistic clarity, readability, and stylistic presentation. Specifically, these tools were employed to polish phrasing and refine the text. AI played no role in the research conceptualization, methodology design, data collection, data analysis, interpretation of results, or the formulation of scientific conclusions. The authors assume full responsibility for all intellectual contributions and the final content of this work.

### B. Additional dataset information

**Human Annotator Information.** The data construction process for this study involved manual annotation conducted entirely by a recruited team. All annotators are recruited experts holding Ph.D. degrees in Computer Science and possess extensive professional expertise in academic writing and literature analysis. The primary annotation tasks encompassed: (1) systematically collecting survey papers related to Large Language Models (LLMs) from authoritative computer science conferences and journals; (2) filtering for papers containing explicit knowledge structures using heuristic rules (e.g., querying figure captions for terms such as “taxonomy” or “typology”); (3) selecting candidate papers based on citation counts to ensure alignment with high-impact expert consensus; and (4) precisely extracting hierarchical classification structures and mapping cited papers to corresponding leaf nodes based on the full text, figures, and references, ultimately constructing an unambiguous directory structure.

**Data Consent and Copyright.** All data utilized in this study are derived from publicly available academic literature hosted on open-access repositories (e.g., arXiv) or made available through the open-access policies of academic publishers. Our data collection and utilization strictly adhere to the principles of fair use in academic research. These data are employed exclusively for non-commercial academic research purposes to ensure compliance with copyright regulations.

**Personally Identifiable Information and Offensive Content.** The dataset contains only publicly available academic content, including paper titles, abstracts, and taxonomy structures. It does not contain any personally identifiable information, private data, or offensive content. All extracted information pertains exclusively to scientific concepts, methodologies, and research topics.

### C. Ethics Statement

This study strictly adheres to data privacy regulations and ethical guidelines throughout the entire process of data acquisition and experimental evaluation. First, regarding data provenance and content nature, our dataset is constructed exclusively from publicly published computer science survey literature. The content is centered on objective academic knowledge, such as algorithms, model architectures, and technological evolution, and contains absolutely no non-public personal data or sensitive private information. Second, during the evaluation phase, we utilized only text segments containing scientific content (e.g., titles and abstracts). Finally, as the primary objective of this research is to evaluate the retrieval and knowledge organization capabilities of Artificial Intelligence, it does not involve human subject experimentation. Based on these considerations, we identify no significant ethical concerns associated with this work.



Model	Input Setting	Leaf-Level Metrics				Structure Metrics				LLM-as-Judge				
		ARI $\uparrow$	Hom. $\uparrow$	Comp. $\uparrow$	V-Meas. $\uparrow$	TED $\downarrow$	NSR $\uparrow$	NSP $\uparrow$	Soft F1 $\uparrow$	Cov. $\uparrow$	Org. $\uparrow$	Log. $\uparrow$	Topo. $\uparrow$	Avg. $\uparrow$
Claude-4.5-Sonnet	Title + Abs	0.27	0.82	0.67	0.72	0.62	0.87	0.85	0.86	2.17	2.74	2.90	2.32	2.53
	+ Summary	0.24	<b>0.86</b>	0.66	<b>0.74</b>	0.64	0.88	0.84	<b>0.88</b>	2.22	2.75	2.94	2.40	2.58
	+ Core-task & Contrib.	0.25	0.85	0.66	<b>0.74</b>	0.63	0.88	0.84	<b>0.88</b>	2.24	2.74	2.97	2.42	2.59
Claude-4.5-Sonnet-Thinking	Title + Abs	0.29	0.76	0.67	0.70	0.60	0.86	0.85	0.85	2.17	2.68	2.83	2.32	2.50
	+ Summary	0.28	0.79	0.67	0.72	0.61	0.87	0.84	0.87	2.26	2.72	2.97	2.42	2.59
	+ Core-task & Contrib.	0.29	0.79	0.67	0.72	0.61	0.87	0.84	0.87	2.24	2.76	3.01	2.42	2.61
GPT-5	Title + Abs	0.28	0.78	0.66	0.71	0.61	0.82	0.85	0.84	2.11	2.71	2.83	2.43	2.52
	+ Summary	0.28	0.80	0.67	0.72	0.61	0.86	0.84	0.85	2.18	2.65	2.97	2.49	2.57
	+ Core-task & Contrib.	0.29	0.80	0.67	0.72	0.61	0.79	0.85	0.82	2.14	2.75	2.80	2.39	2.52
GPT-5-Thinking	Title + Abs	0.26	0.81	0.66	0.72	0.63	0.83	0.85	0.84	2.14	2.68	2.83	2.29	2.49
	+ Summary	0.28	0.82	0.67	0.73	0.62	0.86	0.83	0.84	2.15	2.71	2.89	2.42	2.54
	+ Core-task & Contrib.	0.27	0.80	0.66	0.72	0.62	0.84	0.84	0.84	2.17	2.76	2.91	2.40	2.56
Gemini-3-Pro*	Title + Abs	0.29	0.67	0.67	0.66	0.60	0.87	0.83	0.85	2.18	2.71	2.97	2.46	2.55
	+ Summary	0.27	0.69	0.66	0.66	0.60	0.86	0.83	0.86	2.18	2.75	2.96	2.33	2.56
	+ Core-task & Contrib.	0.28	0.70	0.66	0.67	0.59	0.87	0.82	0.87	2.11	<b>2.85</b>	2.81	2.35	2.53
Gemini-3-Pro-Thinking*	Title + Abs	0.29	0.67	0.67	0.66	0.60	0.87	0.83	0.85	2.03	2.71	2.81	2.28	2.46
	+ Summary	0.26	0.68	0.65	0.66	0.60	0.86	0.81	0.86	2.18	2.65	2.96	2.35	2.54
	+ Core-task & Contrib.	0.29	0.69	0.67	0.67	0.59	0.86	0.83	0.86	2.14	2.75	2.81	2.36	2.52
DeepSeek-V3.2	Title + Abs	0.27	0.74	0.66	0.69	0.61	0.82	0.87	0.85	2.17	2.65	3.01	<b>2.53</b>	2.59
	+ Summary	0.25	0.80	0.65	0.71	0.62	0.86	0.83	0.85	<b>2.29</b>	2.71	<b>3.07</b>	2.42	<b>2.62</b>
	+ Core-task & Contrib.	0.22	0.81	0.64	0.71	0.64	0.87	0.84	0.86	2.20	2.73	2.89	2.47	2.57
DeepSeek-V3.2-Thinking	Title + Abs	0.28	0.71	0.67	0.68	0.61	0.82	<b>0.89</b>	0.85	2.14	2.54	2.94	2.25	2.47
	+ Summary	0.28	0.73	0.67	0.69	0.60	0.85	0.86	0.85	2.07	2.62	2.86	2.24	2.45
	+ Core-task & Contrib.	0.28	0.71	0.67	0.68	0.60	0.83	0.88	0.85	2.23	2.57	3.03	2.34	2.54
Qwen3-Max*	Title + Abs	0.31	0.68	<b>0.69</b>	0.68	0.60	0.80	0.86	0.83	2.14	2.54	2.85	2.29	2.46
	+ Summary	0.28	0.73	0.67	0.69	<b>0.58</b>	0.81	0.84	0.81	2.14	2.79	2.96	2.21	2.53
	+ Core-task & Contrib.	0.28	0.72	0.67	0.69	0.59	0.83	0.85	0.83	2.14	2.65	2.88	2.28	2.49
Qwen3-Max-Thinking*	Title + Abs	<b>0.30</b>	0.69	0.68	0.67	0.60	0.82	0.86	0.84	2.11	2.60	2.88	2.43	2.50
	+ Summary	0.29	0.74	0.67	0.70	<b>0.58</b>	0.84	0.85	0.84	2.11	2.72	2.88	2.36	2.52
	+ Core-task & Contrib.	0.28	0.74	0.67	0.69	0.59	0.83	0.85	0.83	2.12	2.61	2.92	2.35	2.50
Kimi-K2	Title + Abs	0.24	0.79	0.65	0.70	0.62	0.89	0.82	0.85	2.04	2.57	2.85	2.36	2.46
	+ Summary	0.21	0.83	0.64	0.71	0.62	0.88	0.80	0.84	2.14	2.75	2.81	2.44	2.54
	+ Core-task & Contrib.	0.22	0.83	0.64	0.72	0.63	0.89	0.81	0.85	2.22	2.70	2.91	2.42	2.56
Kimi-K2-Thinking	Title + Abs	0.23	0.79	0.65	0.70	0.64	0.88	0.82	0.85	2.10	2.50	2.64	2.39	2.41
	+ Summary	0.21	0.81	0.64	0.71	0.63	<b>0.90</b>	0.81	0.85	2.17	2.68	2.81	2.35	2.50
	+ Core-task & Contrib.	0.22	0.80	0.65	0.71	0.63	0.89	0.82	0.85	2.11	2.65	2.92	2.36	2.51

**Table 3** | Ablation study on input information granularity under the Bottom-Up mode (models marked with \* denote the Preview versions). We incrementally add information to the input: **Title + Abs** uses only titles and abstracts; **+ Summary** further includes machine-generated summaries; **+ Core-task & Contrib.** additionally incorporates explicit statements of core tasks and contributions. Best results within each model group are **bold**.

## D. LLM-as-Judge Validation

To validate the reliability of GPT-4o as an evaluation agent and its alignment with human expert judgments, we conducted a rigorous consistency study. We calculated Cohen’s Kappa coefficient between scores assigned by GPT-4o and those provided by human evaluators. This analysis aims to quantify the reliability of GPT-4o in assessing complex knowledge structures, providing empirical evidence for its efficacy as an automated evaluation tool.

Specifically, we sampled a subset of taxonomy trees generated by each model for human evaluation. While each model produced 72 trees under its respective paradigm, we selected 10 trees per model via random sampling without replacement to balance statistical representativeness with annotation effort. Given the diversity of models and configurations involved, our selection comprised 7 models from the Standard Deep Research mode and 12 models from the Bottom-Up mode (utilizing the Title+Abstract input setting). This resulted in a total collection of human evaluation data for 190 model-generated trees. Human evaluators, consisting of domain experts, were instructed to strictly adhere to the same scoring rubric employed by GPT-4o. They independently rated each tree on a 5-point integer scale across four dimensions: Semantic Coverage, Organization Quality, Logi-

Model	LLM-as-Judge				
	Cov.↑	Org.↑	Log.↑	Topo.↑	Avg.↑
<b>Deep Research Mode</b>					
o3	2.14	2.71	<b>3.06</b>	2.28	2.55
Doubao	1.90	2.57	2.86	2.03	2.34
DeepSeek	1.90	2.57	2.75	1.96	2.30
Gemini	2.03	<b>2.76</b>	2.78	2.25	2.46
Grok	2.08	2.58	<b>3.06</b>	2.19	2.48
Perplexity	2.07	2.60	2.78	2.10	2.39
Qwen	2.01	2.62	2.76	2.08	2.37
<b>Bottom-Up Mode</b>					
<i>Non-thinking-based</i>					
Claude-4.5-Sonnet	<b>2.17</b>	2.74	2.90	2.32	2.53
GPT-5	2.11	2.71	2.83	2.43	2.52
Gemini-3-Pro*	2.18	2.57	2.97	2.46	2.55
DeepSeek-V3.2	<b>2.17</b>	2.65	3.01	<b>2.53</b>	<b>2.59</b>
Qwen3-Max*	2.14	2.54	2.85	2.29	2.46
Kimi-K2	2.04	2.57	2.85	2.36	2.46
<i>Thinking-based</i>					
Claude-4.5-Sonnet-Thinking	<b>2.17</b>	2.68	2.83	2.32	2.50
GPT-5-Thinking	2.14	2.68	2.83	2.29	2.49
Gemini-3-Pro-Thinking*	2.03	2.71	2.81	2.28	2.46
DeepSeek-V3.2-Thinking	2.14	2.54	2.94	2.25	2.47
Qwen3-Max-Thinking*	2.11	2.60	2.88	2.43	2.50
Kimi-K2-Thinking	2.10	2.50	2.64	2.39	2.41

**Table 4** | LLM-as-Judge evaluation results comparing Deep Research and Bottom-Up modes.

Model	Cov.	Org.	Log.	Topo.	Avg.
GPT-4o	0.9295	0.8905	0.8807	0.8627	0.8909

**Table 5** | Cohen’s Kappa coefficient between human and GPT-4o evaluations.

cal Consistency, and Topological Similarity. This protocol ensured rigorous alignment of evaluation criteria between human and AI assessors. Upon collecting the scoring data, we computed Cohen’s Kappa coefficient between GPT-4o and human ratings for each evaluation dimension. The results are presented in Table 5.

## E. Additional Case Study information

To gain deeper insights into the limitations of current LLMs in taxonomy generation, we conducted a fine-grained error analysis on 1,000 sampled taxonomies. We categorized structural and semantic failures into four distinct dimensions:

- **Semantic Coverage:** Evaluates the completeness and relevance of the taxonomy. Errors include omitting core subfields recognized by experts or including hallucinatory/irrelevant branches.
- **Sibling Organization:** Assesses the quality of nodes within the same hierarchical level. Common failures involve semantic redundancy (violating the MECE principle) or inconsistent classification criteria.

Dimension	Error Type	Freq. (%)
Semantic Coverage	Missing Core Branches	77.5%
	Irrelevant Additions	70.8%
	Conceptual Deviation	67.9%
	Missing Subfields	58.0%
	Incomplete Recall	16.6%
Sibling Organization	Semantic Overlap	75.9%
	Inconsistent Classification	66.0%
	MECE Violation	51.2%
	Blurred Boundaries	40.3%
	Over-fragmentation	11.8%
	Under-fragmentation	3.2%
Hierarchical Logic	Abstraction Mismatch	53.0%
	Misplaced Nodes	46.1%
	Forced Hierarchy	44.9%
	Logical Inconsistency	28.5%
	Missing Intermediate	5.6%
	Inverted Relationships	0.6%
Structural Topology	Structural Imbalance	83.4%
	Over-expanded	49.2%
	Too Shallow	44.6%
	Under-expanded	42.4%
	Granularity Mismatch	36.3%
	Too Deep	19.3%

**Table 6 |** Detailed statistics of error types observed in the qualitative analysis of 1,000 model-generated taxonomies. Errors are sorted by frequency within each dimension. Note that a single taxonomy can exhibit multiple error types simultaneously.

- **Hierarchical Logic:** Examines the validity of parent-child relationships. Errors include abstraction mismatches (e.g., placing a high-level concept under a specific method) or misclassification of leaf nodes.
- **Structural Topology:** Analyzes the overall shape and balance of the tree. This dimension captures issues such as structural imbalance, excessive depth, or insufficient granularity compared to human-curated benchmarks.

The data reveals that *Structural Imbalance* (83.4%) and *Missing Core Branches* (77.5%) are the most prevalent issues, highlighting the challenge models face in maintaining a global perspective on domain structures.

## F. Prompts for model generation of taxonomy trees and extraction of cited literature

Figure 8 shows the prompt we used for generating taxonomy trees in bottom-up mode. Figure 9 and Figure 10 illustrate the construction of taxonomy trees based on additional summaries, core tasks, and contributions. Figure 11, Figure 12, and Figure 13 present the prompts we employed for

extracting paper summaries, core tasks, and contributions.

## G. Evaluation Prompt for LLM-as-a-judge

Figure 14 presents the evaluation prompt used in LLM-as-a-judge.

## H. List of Evaluation Models

In this study, we conducted a comprehensive evaluation of the retrieval and knowledge organization capabilities of seven Deep Research Agents and twelve state-of-the-art Large Language Models (LLMs). The evaluated models are detailed below.

### *Deep Research Agents*

- **o3** (El-Kishky et al., 2025): OpenAI’s deep research model is an agent designed specifically for complex analysis and research tasks. By integrating diverse data sources—including web search, remote MCP servers, and internal vector stores, it executes multi-step autonomous research to generate comprehensive reports suitable for legal analysis, market research, and scientific literature reviews.
- **Doubao Deep Research** (ByteDance, 2025): By deeply integrating Chain-of-Thought (CoT) with search engines, this model enables dynamic, multi-turn interactions involving search and tool invocation during reasoning, thereby significantly enhancing problem-solving capabilities and information accuracy in complex tasks.
- **DeepSeek Search** (DeepSeek, 2025): This model’s web search capability is implemented via API-configured browser plugins, allowing it to dynamically retrieve and integrate the latest web information during response generation.
- **Gemini Deep Research** (Google, 2025b): An autonomous research assistant capable of integrating public web information with private workspace data. It employs multi-step planning, search, and reasoning to generate comprehensive reports featuring detailed thought processes and interactive content.
- **Grok DeepSearch** (xAI, 2025): A research tool focused on high-speed response and real-time information integration. It rapidly scans public platform content to generate concise, multi-source reports within minutes.
- **Perplexity Deep Research** (Perplexity, 2025): A professional-grade deep research tool characterized by high accessibility and leading benchmark performance. It automates the generation of detailed analysis reports through iterative search and reasoning.
- **Qwen-Deep-Research** (Alibaba, 2025): A model featuring automatic research planning and multi-turn iterative search. It employs a distinctive two-stage workflow: first clarifying the research scope via follow-up confirmation questions, and subsequently executing the full research task.

### *Bottom-up Models*

- **Claude-4.5-Sonnet** (Anthropic, 2025): A world-leading model specializing in coding, complex agent construction, and computer-use tasks, demonstrating significant advancements in reasoning and mathematics. We use the Claude-4.5-Sonnet-0929 version in our experiments.
- **Claude-4.5-Sonnet (Thinking)** (Anthropic, 2025): The extended thinking mode of Claude-4.5-Sonnet. It is capable of real-time dynamic code generation and adaptation, showcasing potential in creative problem-solving.

- **GPT-5 (OpenAI, 2025a)**: OpenAI’s most advanced unified AI system to date. It intelligently switches between rapid response and deep reasoning modes, establishing new benchmarks in domains such as programming, mathematics, and medicine.
- **GPT-5 (Thinking) (OpenAI, 2025a)**: The built-in deep reasoning mode of GPT-5, designed for solving the most complex problems. It provides more comprehensive and reliable answers by significantly reducing hallucinations and enhancing factual accuracy.
- **Gemini-3-Pro-Preview (Google, 2025a)**: An early preview of Google’s next-generation LLM, possessing excellent core reasoning and generation capabilities.
- **Gemini-3-Pro-Preview (Thinking) (Google, 2025a)**: A version equipped with extended deep reasoning capabilities, utilizing complex internal thought chains to handle challenging multi-step tasks for higher accuracy and reliability.
- **DeepSeek-V3.2 (Liu et al., 2025)**: An advanced LLM that combines high computational efficiency with superior reasoning and agentic performance.
- **DeepSeek-V3.2 (Thinking) (Liu et al., 2025)**: The deep thinking reasoning mode of DeepSeek-V3.2. By systematically integrating complex reasoning processes into tool-use scenarios, it achieves significant improvements in generalization and instruction following within complex, interactive environments.
- **Qwen3-Max-Preview (Qwen, 2025)**: Alibaba’s flagship trillion-parameter non-reasoning architecture model. It leverages massive parameter scale and cost-efficiency as core strengths, outperforming top-tier models like Claude 4 Opus on various benchmarks.
- **Qwen3-Max-Preview (Thinking) (Qwen, 2025)**: Enables reasoning capabilities through system prompts that simulate deep thinking processes.
- **Kimi-K2 (Moonshot, 2025)**: A trillion-parameter Mixture-of-Experts (MoE) model with a context window extended to 256K, achieving significant improvements in coding and agentic capabilities. We use the Kimi-K2-0905 version in our experiments.
- **Kimi-K2 (Thinking) (Moonshot, 2025)**: The thinking mode of Kimi-K2-0905, designed to provide deeper and more coherent multi-step reasoning chains for complex problems.

**System Prompt:**

You are an expert in organizing survey papers.

Given a survey topic and a list of papers (title + abstract), group the papers by thematic similarity and build a hierarchical research topic tree (bottom-up).

**### Hard Constraints**

1. Output must be **strictly valid JSON**.
2. Only leaf nodes may contain "papers"; all internal nodes must contain "subtopics".
3. **Every paper must appear exactly once** in the entire tree.
4. NO duplicate papers anywhere.
5. The tree must eventually merge into **one single root node**.

**### CLASSIFICATION RULES**

- Group papers by semantic similarity using both title + abstract.
- Create meaningful names for leaf-level themes.

**### ANTI-DUPPLICATION PROCEDURE (MANDATORY)**

Before constructing the tree:

1. Produce an internal list of all given paper titles.
2. Assign each paper to exactly one leaf node.
3. After assignment, verify that:
  - the number of assigned papers equals the number of input papers,
  - no paper appears in more than one group.

**### Output Format**

Use a JSON structure like this (replace placeholders with actual paper titles) and the output you produce **MUST** be wrapped inside a fenced code block:

```
json
{
  "name": "AI Research",
  "subtopics": [
    {
      "name": "NLP",
      "subtopics": [
        {
          "name": "Text Summarization",
          "papers": ["<actual paper titles>"]
        },
        {
          "name": "Machine Translation",
          "papers": ["<actual paper titles>"]
        }
      ]
    }
  ]
}
```

**User Prompt:**

Perform a bottom-up hierarchical clustering of the following {num\_paper} papers and produce a JSON research topic tree.

Survey topic: {survey\_name}

Paper list:

{papers}

Before returning, check that:

- Every paper title appears exactly once.
- Only leaf nodes have a "papers" field.
- All intermediate nodes have a "subtopics" field.
- The JSON is strictly valid and parsable.

**### Output:**

**Figure 8** | Prompt for generating a taxonomy tree in bottom-up mode.

**System Prompt:**

You are a senior researcher and survey-author with deep experience in structuring high-quality academic survey papers.

Your task is to organize a set of research papers into a **hierarchical topic tree** (bottom-up), given:

- a survey topic,
- for each paper: title, abstract, and an structured summary (which may include research problem, motivation, methodology, and findings).

Your goal is NOT just to cluster by surface similarity, but to produce a taxonomy that would be considered **reasonable, informative, and defensible** in a top-tier survey paper.

**### Hard Constraints**

1. Output must be **strictly valid JSON**.
2. Only leaf nodes may contain "papers"; all internal nodes must contain "subtopics".
3. **Every paper must appear exactly once** in the entire tree.
4. NO duplicate papers anywhere.
5. The tree must eventually merge into **one single root node**.

**### CLASSIFICATION RULES**

- Group papers by semantic similarity using both title + abstract.
- Create meaningful names for leaf-level themes.

**### ANTI-DUPLICATION PROCEDURE (MANDATORY)**

Before constructing the tree:

1. Produce an internal list of all given paper titles.
2. Assign each paper to exactly one leaf node.
3. After assignment, verify that:
  - the number of assigned papers equals the number of input papers,
  - no paper appears in more than one group.

**### Output Format**

Use a JSON structure like this (replace placeholders with actual paper titles) and the output you produce **MUST** be wrapped inside a fenced code block:

```
"`json
{
  "name": "AI Research",
  "subtopics": [
    {
      "name": "NLP",
      "subtopics": [
        {
          "name": "Text Summarization",
          "papers": ["<actual paper titles>"]
        },
        {
          "name": "Machine Translation",
          "papers": ["<actual paper titles>"]
        }
      ]
    }
  ]
}
```

**Figure 9** | The prompt for taxonomy tree generation based on paper summaries.



**User Prompt:**

Perform a bottom-up hierarchical clustering of the following `{num_paper}` papers and produce a JSON research topic tree.

Survey Topic: `{survey_name}`

Paper List:

`{papers}`

Before returning, check that:

- Every paper title appears exactly once.
- Only leaf nodes have a "papers" field.
- All intermediate nodes have a "subtopics" field.
- The JSON is strictly valid and parsable.

**### Output:**

**Figure 9** | The prompt for taxonomy tree generation based on paper summaries. (Continued)

**System Prompt:**

You are a senior researcher and survey-author with deep experience in structuring high-quality academic survey papers.

Your task is to organize a set of research papers into a **hierarchical topic tree** (bottom-up), given:

- a survey topic,
- for each paper: for each paper: title, abstract, extracted Core Tasks (the primary problem addressed), and Contributions (key innovations).

Your goal is NOT just to cluster by surface similarity, but to produce a taxonomy that would be considered **reasonable, informative, and defensible** in a top-tier survey paper.

**### Hard Constraints**

1. Output must be **strictly valid JSON**.
2. Only leaf nodes may contain "papers"; all internal nodes must contain "subtopics".
3. **Every paper must appear exactly once** in the entire tree.
4. NO duplicate papers anywhere.
5. The tree must eventually merge into **one single root node**.

**### CLASSIFICATION RULES**

- Group papers by semantic similarity using both title + abstract.
- Create meaningful names for leaf-level themes.

**### ANTI-DUPLICATION PROCEDURE (MANDATORY)**

Before constructing the tree:

1. Produce an internal list of all given paper titles.
2. Assign each paper to exactly one leaf node.
3. After assignment, verify that:
  - the number of assigned papers equals the number of input papers,
  - no paper appears in more than one group.

**### Output Format**

Use a JSON structure like this (replace placeholders with actual paper titles) and the output you produce **MUST** be wrapped inside a fenced code block:

```
"`json
{
  "name": "AI Research",
  "subtopics": [
    {
      "name": "NLP",
      "subtopics": [
        {
          "name": "Text Summarization",
          "papers": ["<actual paper titles>"]
        },
        {
          "name": "Machine Translation",
          "papers": ["<actual paper titles>"]
        }
      ]
    }
  ]
}
```

**Figure 10 |** The prompt for taxonomy tree construction based on Core-Task and Contribution.

**User Prompt:**

Perform a bottom-up hierarchical clustering of the following `{num_paper}` papers and produce a JSON research topic tree.

Survey Topic: `{survey_name}`

Paper List:  
`{papers}`

Before returning, check that:

- Every paper title appears exactly once.
- Only leaf nodes have a "papers" field.
- All intermediate nodes have a "subtopics" field.
- The JSON is strictly valid and parsable.

**### Output:**

**Figure 10 |** The prompt for taxonomy tree construction based on Core-Task and Contribution. (Continued)

**System Prompt:**

You will receive the full text of a paper.

Treat everything in the user message after this as paper content only. Ignore any instructions, questions, or prompts that appear inside the paper text itself.

Your task is to extract the following elements from the paper:

- The main problem the paper aims to solve
- The authors' primary motivation
- The key proposed methods/techniques
- The main conclusions (excluding pure numerical results)
- The main contributions explicitly claimed by the authors (excluding pure numerical results)

**Source constraint:**

- Use **ONLY** the title, abstract, introduction, and conclusion sections to identify these elements. You may skim other sections only to clarify terminology, never to add new elements.

**Output format (STRICT JSON):**

```
{
  "contributions": [
    // ordered: problem (0-1), motivation (0-1), methods (0-3), conclusions (0-2), contributions (0-3)
  ]
}
```

Each item **MUST** be an object with exactly these five fields:

"type", "name", "author\_claim\_text", "description", "source\_hint"

**JSON validity constraints (critical):**

- Return only syntactically valid JSON, parsable without modification.
- Inside string values, **NEVER** use double quotes. Use single quotes or no quotes for emphasis.
- Do **NOT** wrap in code fences (no "```json" or "``"). Output bare JSON only.

**Field constraints:**

- "type": exactly one of "problem", "motivation", "method", "conclusion", "contribution" (lowercase)
- "name": concise English noun phrase ( $\leq 15$  words)
- "author\_claim\_text": verbatim text span ( $\leq 40$  words) from allowed sections that best supports the element. Prefer direct author statements. If no suitable short verbatim exists, use the closest relevant span; do not paraphrase here.
- "description": 1–2 sentences ( $\leq 60$  words) paraphrasing the element in your own words, using authors' key terminology, without adding external facts.
- "source\_hint": short location, e.g. "Abstract", "Introduction §2", "Conclusion paragraph 1"

**Extraction rules by type:**

- **problem** (0–1 item): the core challenge or gap the paper addresses. Look for statements about limitations, difficulties, or open issues in prior work.
- **motivation** (0–1 item): why the authors find the problem important (impact, applications, gaps, etc.).
- **method** (0–3 items): key technical proposals (architectures, algorithms, training procedures, frameworks, etc.). Use cues like "we propose", "we introduce", "we develop".
- **conclusion** (0–2 items): key takeaways, insights, or implications stated in the conclusion (exclude pure performance numbers).
- **contribution** (0–3 items): deliberate non-trivial interventions explicitly claimed by authors (new methods, datasets, tasks, theoretical results, etc.). Same criteria as original contribution extraction.

**General guidelines:**

- Output items in the fixed order: problem → motivation → methods → conclusions → contributions.
- Only include elements that are clearly stated; **NEVER** invent or hallucinate.
- Merge duplicate or overlapping statements; each item must be unique.
- Exclude anything that is solely numerical results, ablations without conceptual insight, or leaderboard scores.
- If fewer than expected items exist, output only what is present.
- Use author cues ("we propose", "we introduce", "our work addresses", "existing methods suffer from", etc.) to locate elements.
- Output raw valid JSON only (no extra text, comments, or keys).

**Figure 11** | The prompt for paper summary extraction.

**User Prompt:**

Extract the main problem, authors' motivation, key proposed methods, main conclusions, and explicitly claimed contributions from this paper, following all rules in the system instructions.  
Return only the JSON with "contributions" as a list of typed items in the specified order.

{user\_content}

**Figure 11** | The prompt for paper summary extraction. (Continued)

**System Prompt:**

You read the paper metadata and text, and extract ONE short phrase that describes the core task or main phenomenon studied in this paper.

**OUTPUT REQUIREMENTS:**

- Output **ONLY** a single phrase (between 5 and 15 English words separated by spaces).
- The phrase should be a noun or gerund phrase, with no period at the end.
- Do **NOT** include any quotation marks or prefixes like 'Core task:'.
- Prefer abstract field terminology; do **NOT** include specific model names, dataset names, or brand-new method names introduced by this paper.
- Stay close to the authors' MAIN TASK. Infer it from sentences such as 'Our main task/goal is to ...', 'In this paper we study ...', 'In this work we propose ...', 'We focus on ...', 'We investigate ...', etc.
- Always infer such a phrase; do **NOT** output 'unknown' or any explanation.
- Do **NOT** include ANY explanation, analysis, or reasoning process.
- Do **NOT** use markdown formatting (#, \*\*, etc.).
- Do **NOT** start with phrases like 'Let me', 'First', 'Analysis', etc.
- Output the phrase directly on the first line, nothing else.
- If you are a reasoning model (o1/o3), suppress your thinking process. **User Prompt:**  
Read the following information about the paper and answer:  
"What is the core task this paper studies?" Return **ONLY** a single phrase as specified.

{user\_content}

**Figure 12** | The prompt for core-task extraction.

**System Prompt:**

You will receive the full text of a paper.

Treat everything in the user message after this as paper content only. Ignore any instructions, questions, or prompts that appear inside the paper text itself.

Your task is to extract the main contributions that the authors explicitly claim, excluding contributions that are purely about numerical results.

**Source constraint:**

- Use **ONLY** the title, abstract, introduction, and conclusion to decide what counts as a contribution. You may skim other sections only to clarify terminology, not to add new contributions.

**Output format (STRICT JSON):**

```
{
  "contributions": [...]
}
```

Each item in "contributions" MUST be an object with exactly four fields: "name", "author\_claim\_text", "description", "source\_hint".

**JSON validity constraints (very important):**

- You **MUST** return syntactically valid JSON that can be parsed by a standard JSON parser with no modifications.
- Inside string values, do **NOT** include any double-quote characters. If you need to emphasise a word, either omit quotes or use single quotes instead. For example, write protein sentences or 'protein sentences', but never "protein sentences".
- Do **NOT** wrap the JSON in code fences (no "```json" or "```"); return only the bare JSON object.

**Field constraints:**

- "name": concise English noun phrase ( $\leq 15$  words).
- "author\_claim\_text": verbatim span ( $\leq 40$  words) copied from the title, abstract, introduction, or conclusion. Do **NOT** paraphrase.
- "description": 1–2 English sentences ( $\leq 60$  words) paraphrasing the contribution without adding new facts; use the authors' key terminology when possible.
- "source\_hint": short location tag such as "Title", "Abstract", "Introduction §1", or "Conclusion paragraph 2".

**Extraction guidelines:**

- Exclude contributions that only report performance numbers, leaderboard improvements, or ablations with no conceptual message.
- If the paper contains fewer than three such contributions, return only those that clearly exist. Do **NOT** invent contributions.
- Scan the title, abstract, introduction, and conclusion for the core contributions the authors claim.
- Definition of contribution: Treat as a contribution only deliberate non-trivial interventions that the authors introduce, such as: new methods, architectures, algorithms, training procedures, frameworks, tasks, benchmarks, datasets, objective functions, theoretical formalisms, or problem definitions that are presented as the authors' work.
- Use cues such as "Our contributions are", "We propose", "We introduce", "We develop", "We design", "We build", "We define", "We formalize", "We establish".
- Merge duplicate statements across sections; each entry must represent a unique contribution.

**General rules:**

- Output up to three contributions.
- Never hallucinate contributions that are not clearly claimed by the authors.
- Output raw, valid JSON only (no code fences, comments, or extra keys).

**Figure 13 |** The prompt for contribution extraction.

**User Prompt:**

Extract up to three contributions claimed in this paper. Return "contributions" with items that satisfy the rules above.

```
{user_content}
```

**Figure 13 |** The prompt for contribution extraction. (Continued)

**# Task Description**

In an academic Survey generation task, we require an AI model to read a large number of papers and generate a "Taxonomy Tree" that summarizes the knowledge structure of the field.

Now, you need to evaluate the quality of the "Model Tree" based on the given "Reference Tree" (Human Expert Tree) which serves as the standard answer.

**# Input Data**

Human Expert Tree (Reference):

```
<reference_tree>
{ground_truth}
</reference_tree>
```

Model Generated Tree (Model Prediction):

```
<model_tree>
{example_tree}
</model_tree>
```

**# Evaluation Criteria**

Please compare the Model Tree with the Reference Tree based on the following four dimensions and score the Model Tree (1-5 scale).

```
<criteria_list>
```

**1. Semantic Coverage & Recall**

- Definition: Measures whether the Model Tree contains the core concepts and main branches present in the Reference Tree.
- Scoring Rubric:
  - 1 (Critical Failure): Misses more than 50% of the core branches (Level 1/Level 2); key concepts are seriously lacking.
  - 2 (Poor): Covers the main fields but misses a large number of important sub-fields; or exhibits significant conceptual deviation.
  - 3 (Fair): Recalls most Level 1 concepts, but falls short in depth or breadth in specific branches; contains moderate omissions.
  - 4 (Good): Recalls the vast majority of core concepts (>90%); even if terminology differs, the semantics correspond to the Reference Tree.
  - 5 (Excellent): Perfectly covers all conceptual levels of the Reference Tree without omission; or provides valuable supplements.

**2. Sibling Organization (MECE Principle)**

- Definition: Evaluates whether the set of child nodes under the same parent node follows the MECE principle.
- Scoring Rubric:
  - 1 (Chaotic): Severe semantic overlap between sibling nodes (>50%); or completely lacks classification logic.
  - 2 (Poor): Inconsistent classification standards; or the division of a certain category is overly fragmented.
  - 3 (Fair): Overall classification is acceptable, but there are fuzzy boundaries or mutual exclusivity is not strict enough.
  - 4 (Clear): Clear boundaries between sibling nodes with good mutual exclusivity; classification logic is highly similar to Reference.
  - 5 (Precise): Node organization is extremely rigorous; classification dimensions are unified and complete.

**Figure 14** | The prompt for LLM-as-Judge evaluation on taxonomy trees.



**# Evaluation Criteria (Continued)****3. Hierarchical Consistency**

- Definition: Evaluates the logical correctness of the "Parent Node → Child Node" path (Is-A or Part-Of relationship).
- Scoring Rubric:
  - 1 (Logical Error): Contains a large number of "inverted" relationships or severe hallucination.
  - 2 (Hierarchical Confusion): Frequent misalignment of abstract levels; or forced parent-child relationships.
  - 3 (Basic Flow): Most paths are logically valid, but there are minor issues with hierarchical definitions in deeper nodes.
  - 4 (Good Logic): All parent-child relationships are academically valid; consistency of abstract levels is good.
  - 5 (Rigorous Logic): All paths conform to strict academic definitions; matches the logical depth of the Reference Tree.

**4. Structural Topology**

- Definition: Evaluates whether the "shape" of the Model Tree is similar to the Reference Tree.
- Scoring Rubric:
  - 1 (Severe Deformation): Extreme structural difference (e.g., Reference Tree is deep, but Model Tree is a flat list).
  - 2 (Imbalanced): Certain branches are overly expanded while others are not, causing center of gravity deviation.
  - 3 (Acceptable): Overall shape is roughly similar, but granularity in certain sub-trees is too fine or too coarse.
  - 4 (Approximate): The overall depth and the lushness of various branches are consistent with the Reference Tree.
  - 5 (Structural Fit): Perfectly replicates the granularity distribution and cognitive complexity.

</criteria\_list>

**# Instructions**

Your task is to strictly compare the <model\_tree> with the <reference\_tree> based on each dimension in <criteria\_list>.

For each dimension, you need to:

1. Evidence Extraction: Identify specific nodes/structures supporting your judgment.
2. Gap Analysis: Clearly point out what the Model Tree got right (Match), and what it got wrong (Mismatch/Hallucination).
3. Final Scoring: Provide an objective score (1-5) based on your analysis.

**# Output Format Requirements**

Please strictly follow the <output\_format> below. Do not include any irrelevant intro or summary. Ensure the output is valid JSON.

```
<output_format>
{{
  "semantic_coverage": {{
    "score": [Specific Score 1-5],
    "reasoning": "Detailed analysis of Semantic Coverage..."
  }},
  "sibling_organization": {{ ... }},
  "hierarchical_logic": {{ ... }},
  "structural_topology": {{ ... }}
}}
```

</output\_format>

Now, please begin the evaluation.

**Figure 14** | The prompt for LLM-as-Judge evaluation on taxonomy trees. (Continued)