

Logarithmic Scaling and Stochastic Criticality in Collective Attention

Keisuke Okamura 

Ministry of Education, Culture, Sports, Science and Technology, Tokyo, Japan and
SciREX Center, National Graduate Institute for Policy Studies, Tokyo, Japan

We uncover a universal scaling law governing the dispersion of collective attention and identify its underlying stochastic criticality. By analysing large-scale ensembles of Wikipedia page views, we find that the variance of logarithmic attention grows ultraslowly, $\text{Var}[\ln X(t)] \propto \ln t$, in sharp contrast to the power-law scaling typically expected for diffusive processes. We show that this behaviour is captured by a minimal stochastic differential equation driven by fractional Brownian motion, in which long-range memory (H) and temporal decay of volatility (η) enter through the single exponent $\xi \equiv H - \eta$. At marginality, $\xi = 0$, the variance grows logarithmically, marking the critical boundary between power-law growth ($\xi > 0$) and saturation ($\xi < 0$). By incorporating article-level heterogeneity through a Gaussian mixture model, we further reconstruct the empirical distribution of cumulative attention within the same framework. Our results place collective attention in a distinct class of non-Markovian stochastic processes, with close affinity to ageing-like and ultraslow dynamics in glassy systems.

Introduction—Understanding the dynamics of collective attention constitutes a fundamental challenge in statistical physics and social dynamics [1, 2]. From the perspective of anomalous diffusion [3], the spread of human attention can be regarded as a stochastic process evolving over a complex information landscape. Such processes are commonly assumed to be characterised by power-law scaling. However, when a finite pool of attention is competitively distributed across many items within an ensemble, it remains unclear which universal laws, if any, govern the growth of fluctuations at the collective level.

In this Letter, we show that the temporal evolution of collective attention on large-scale online data platforms does not follow power-law diffusion. Instead, its dispersion exhibits a striking logarithmic scaling. We demonstrate that this behaviour corresponds to a marginal critical state described by a stochastic differential equation (SDE) driven by fractional Brownian motion (fBm). Specifically, we identify a marginal condition under which long-range memory and the temporal decay of fluctuations balance each other. This places collective attention in a class of non-Markovian stochastic dynamics characterised by long-range memory and ultraslow temporal evolution.

This theoretical framework can also be motivated by simple questions rooted in everyday information experience. How does collective attention flow towards individual items, and how does it spread across the ensemble of competing items [4, 5]? Providing a mathematical-physical description of these processes and probing the limits of macroscopic predictability is of both scientific and societal importance [1, 2].

Previous studies of collective attention have primarily focused either on the behaviour directed towards individual items or on ensemble-averaged dynamics. Reported examples include power-law decay of access to online content [6–8] and jump-and-decay trajectories in citation dynamics of scientific publications [9]. In parallel, the statistical properties of cumulative attention distributions, often exhibiting heavy tails

such as log-normal or power-law forms, have been extensively discussed in bibliometrics and complex systems research [10–12]. Alongside these approaches, frameworks based on point-process models [7, 13, 14] and epidemic analogies [15, 16] have been developed to describe microscopic dynamics in terms of individual event intensities.

Despite these advances, an important gap remains. Existing approaches do not directly address how the dispersion or diffusion of attention across the entire ensemble evolves over time, nor do they focus on macroscopic statistical properties that explicitly reflect the redistribution of a finite attention resource. While individual-level decision models [10, 17] successfully explain microscopic temporal structures such as burstiness, it is far from obvious how fluctuations of the collective configuration grow when attention is competitively allocated among many items in a finite-resource setting [18, 19].

To fill this gap, we analyse Wikipedia as a statistical-mechanical system in which information competes and memory is retained, and systematically study the temporal evolution of its page-view dynamics. Wikipedia access logs provide a large-scale, high-temporal-resolution proxy for collective attention, combining exogenous noise with endogenous growth mechanisms [20–22]. We show that three aspects that have previously been treated separately—the temporal evolution of the mean, the shape of the cumulative attention distribution, and the scaling law of the dispersion—can be unified within a remarkably simple SDE that minimally incorporates long-range memory. The critical state identified here, in which memory effects and volatility decay precisely cancel, offers a new perspective for reinterpreting social phenomena within a framework of physical universality.

The Stochastic Model—The essence of collective attention can be understood as a dynamic transformation of a directed graph from agents to objects [4, 5]. Its formation process involves a mixture of deterministic factors shaped by the social environment and stochastic factors arising from individual decision-making and exogenous shocks [10, 12, 17]. In this study, we coarse-grain these high-dimensional network dynamics into page views observed as aggregated quantities for each object, and describe their statistical fluctuations as a

* Contact author: okamura@alumni.lse.ac.uk

stochastic process.

Such coexistence of deterministic and stochastic components constitutes a standard framework for describing human economic and social behaviour, as exemplified by the Black–Scholes model in financial engineering [23]. In that model, uncertain price fluctuations are approximated as a diffusion process representing the aggregated response of many market participants to information and behavioural changes. Recently, a similar perspective has been applied to citation dynamics in scientific literature [12], where it has provided a mathematical foundation for reproducing observed scaling laws of variance.

We introduce a continuous attention variable X and describe its temporal evolution by the following SDE:

$$dX(t) = X(t)[\alpha(t)dt + \beta(t)dB_H(t)], \quad t \geq 0. \quad (1)$$

Here, $\alpha(t)$ is a deterministic function controlling the average growth tendency (drift), $\beta(t)$ controls the strength of fluctuations (volatility), and $\{B_H(t)\}_{t \geq 0}$ denotes fBm with Hurst exponent $H \in (0, 1)$ [24], which reduces to standard Wiener motion when $H = 1/2$. Equation (1) incorporates cumulative advantage rooted in Gibrat’s law [25]. This represents a continuous-variable analogue of preferential attachment in social networks [26], embodying the well-known ‘rich-get-richer’ mechanism. The validity of coarse-graining discrete count series into a continuous-time stochastic process is mathematically justified by Donsker’s invariance principle [27] and non-central limit theorems showing convergence of long-memory processes to fBm [28], and has been adopted as a theoretical basis in previous studies [12].

From Eq. (1), we can formally write

$$Y(t) - Y(0) = A(t) + I(t), \quad Y(t) := \ln X(t), \quad (2)$$

where

$$\begin{cases} A(t) := \int_0^t \alpha(s) ds + A_\star(t), \\ I(t) := \int_0^t \beta(s) dB_H(s), \end{cases} \quad (3)$$

and $A_\star(t)$ denotes a correction term in the drift that depends on the definition of the stochastic integral. Under standard formulations, $A(t)$ is deterministic (for deterministic α and the chosen integral convention) and therefore does not contribute to $\text{Var}[Y(t)]$. By contrast, the stochastic integral $I(t)$ encodes the growth of fluctuations and the long-range dependence inherited from fBm. For deterministic $\beta(t)$, $I(t)$ is a centred Gaussian functional of fBm. Its variance is therefore determined by the covariance structure of $B_H(t)$, up to a convention-dependent prefactor, so the long-time scaling derived below is insensitive to the particular construction.

In the following, focusing on collective attention dynamics on Wikipedia, we specify the functional form of the volatility function $\beta(t)$ in the SDE (1) as [29]

$$\beta(t) = b/t^\eta. \quad (5)$$

Here, b and η are constants [30]. Under this specification, the

long-time variance scaling is governed by $\xi \equiv H - \eta$:

$$\text{Var}[Y(t)] = \text{Var}[I(t)] \propto \begin{cases} t^{2\xi} & (\xi > 0), \\ \ln t & (\xi = 0) \end{cases} \quad (6)$$

(see Appendix A for a proof). For $\xi < 0$, the variance saturates to a finite constant as $t \rightarrow \infty$.

As shown below, the empirical data analysed in this study do not exhibit the power-law scaling in Eq. (6). Instead, the logarithmic growth in Eq. (7) appears with remarkable robustness. This provides strong evidence that the marginal condition $\xi = 0$ is realised. From a physical perspective, this indicates an exact cancellation between diffusion enhancement due to long-range memory (‘endogenous scaling’: H) and volatility decay due to loss of novelty (‘exogenous scaling’: η). Such a balance implies a critical state in which collective attention, as a finite resource, retains memory while suppressing excessive divergence.

The same data series also allow us to identify the Hurst exponent H governing long-range correlations. For the discrete series $\{Y_t = Y(t) | t \in \mathbb{Z}_{\geq 0}\}$, we consider increments $\Delta_\tau Y_t = Y_{t+\tau} - Y_t$ at lag $\tau > 0$. For fBm, the variance of these increments obeys the self-similar scaling law [24, 31]

$$\text{Var}[\Delta_\tau Y_t] \propto \tau^{2H}. \quad (8)$$

Thus, the scaling of the variance $\text{Var}[\Delta_\tau Y_t]$ with respect to τ directly yields the Hurst exponent H (see Appendix B).

Empirical Evidence—To test the scaling laws (7) and (8), we perform an empirical analysis using a large-scale dataset of Wikipedia page views. Using the suite of REST APIs provided by the Wikimedia Foundation [33], we construct, for each calendar day between July 1, 2015 and December 31, 2020 (denoted by d), the set of highly viewed articles (‘Topviews’) on that day from the English-language edition of Wikipedia [34]. For each day, we extract up to the API-imposed maximum of $K = 1,000$ article titles, and for each title we retrieve, via the Analytics Query Service (AQS) [35], the daily page-view time series $\{V_t\}_{t=1}^T$ over $T = 365$ days starting from the day after d (i.e. $t = 1$). This procedure yields, for each reference day d , an ensemble defined by the set of articles for which collective attention is manifested on that day, together with a data matrix that captures the subsequent page-view trajectories of these articles. In what follows, as the empirical counterpart of $X(t)$ in the theoretical section, we define $X_t \equiv V_t + 1$ from daily page views V_t , and use its logarithm $Y_t = \ln X_t$ (so that $Y = 0$ when $V = 0$) as the basic unit of analysis.

Figure 1(a) shows the temporal evolution of the median page views for the Wikipedia article ensemble in 2020 as a function of the elapsed days t since the reference day d . In addition to an overall slow decay trend, a clear periodicity originating from weekly variation is observed [21, 36] (Fig. S1). These weekly fluctuations, however, are superposed as a regular component with approximately zero mean, and therefore do not introduce an essential bias into the OLS-based parameter estimation performed below.

To estimate the Hurst exponent H , which is central to our analysis, we employ the increment-variance scaling law (8)

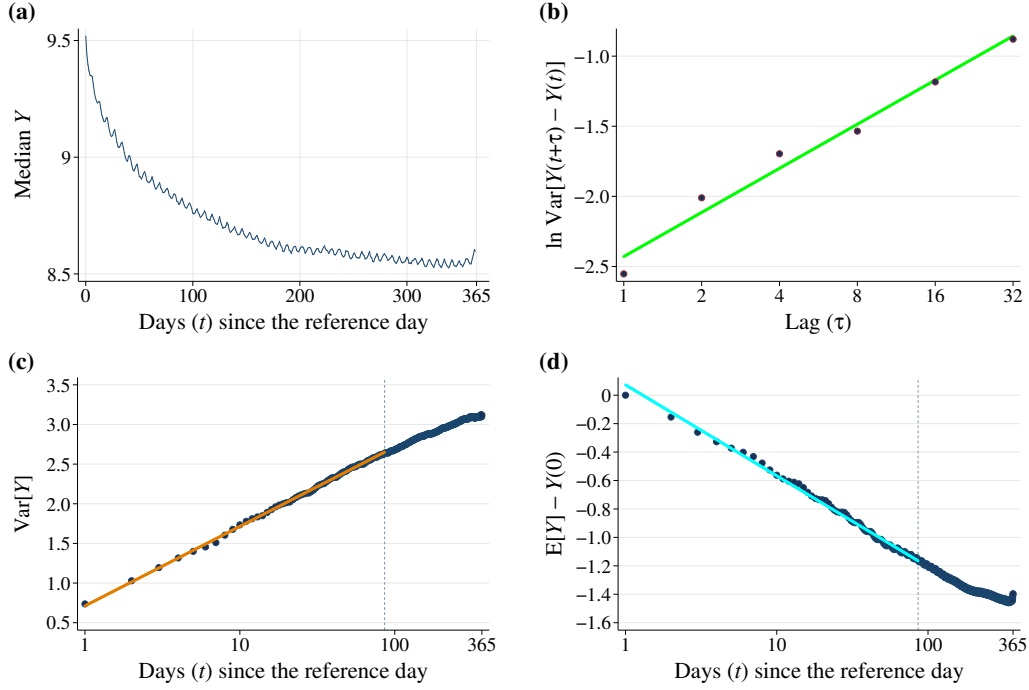


FIG. 1. Empirical evidence for marginal logarithmic scaling in collective attention (Wikipedia, 2020). (a) Median page views as a function of elapsed days t since the reference day d , showing a slow decay with superposed weekly periodicity. (b) Increment-variance scaling following (8), yielding an estimate of the Hurst exponent H . (c) Logarithmic growth of the variance $\text{Var}[Y(t)]$ over $[0, t_c]$, consistent with the marginal scaling law (7). (d) Logarithmic decay of the mean $\mathbb{E}[Y(t)]$, implying a $1/t$ drift as in (10). Data are based on Ref. [32], focusing on the top 1,000 viewed Wikipedia articles. The dotted vertical line in (c) and (d) marks $t = t_c$, the upper bound of the fitting range.

rather than the standard Detrended Fluctuation Analysis (DFA) method [37]. This choice is motivated by the fact that, for relatively short time series such as ours ($T = 365$) and in the presence of time-dependent trends and volatility, DFA can induce apparent scaling and crossovers, increasing the risk of misidentifying long-range dependence [38]. For each year, we perform a scaling analysis based on (8) between lags $\{\tau = 2^\ell \mid \ell \in \mathbb{Z}_{\geq 0}\}$ and the increment variance $\text{Var}[\Delta_\tau Y_t]$ [39].

For the 2020 data, linear regression yields an estimate $\hat{H} \approx 0.33$ (Fig. 1(b)). Similar results are obtained for each year in the observation period, and as shown in Fig. S2 and Table I, we find $\hat{H} \approx 0.32$ on average over 2015–2020. This value is lower than $H = 1/2$ for standard Brownian motion and suggests an antipersistent noise structure. That is, local fluctuations tend to reverse relatively quickly, producing a time series with strong short-term reversion. The fact that \hat{H} does not vary substantially across years indicates that such an antipersistent fBm component provides a stable background for the observed scaling behaviour.

In addition, the fractal dimension can be estimated directly. fBm is self-similar, satisfying $\{B_H(\lambda t)\}_{t \geq 0} \stackrel{\text{law}}{=} \{\lambda^H B_H(t)\}_{t \geq 0}$ for any $\lambda > 0$ [40]. The fractal dimension D of its graph is given by $D = 2 - H$ [40, Theorem 16.8], implying $\hat{D} = 2 - \hat{H} \approx 1.67$ for the Wikipedia page-view dynamics. This provides a physical indication that the attention diffusion process on Wikipedia traces trajectories with greater roughness or irregularity than a simple random walk.

Fixing the estimated \hat{H} obtained above, we fit the variance

$\text{Var}[Y_t]$ by $c_1(t+t_0)^{2\hat{H}} + c_2$ and find $\hat{t}_0 \approx 0$ for all years. We also identify the right endpoint t_c of the effective interval in which logarithmic scaling holds by a single-breakpoint least-squares procedure (Table I). Over the interval $[t_0, t_c]$, we estimate γ using the relation based on the scaling law (7),

$$\text{Var}[Y_t] \sim \gamma \ln t + \text{const.} \quad (9)$$

and the resulting estimates are shown in Fig. S3 and Table I. Figure 1(c) presents the result for the 2020 data, where an almost perfectly linear time evolution is observed. From the regression slopes for each year, we obtain $\hat{\gamma} \approx 0.22$ on average over 2015–2020. This robust observation of logarithmic

TABLE I. Estimated parameters for each calendar year: the right endpoint t_c of the linear fitting range, the Hurst exponent \hat{H} , the logarithmic variance growth coefficient $\hat{\gamma}$ defined by Eq. (7), and the positive drift parameter \hat{a} characterising the mean decay in Eq. (10). All regressions satisfy $p < 0.001$.

Year	t_c	\hat{H}	$\hat{\gamma}$	\hat{a}
2015	82	0.324 ± 0.005	0.221 ± 0.001	0.217 ± 0.002
2016	276	0.333 ± 0.004	0.228 ± 0.001	0.243 ± 0.001
2017	61	0.317 ± 0.004	0.214 ± 0.002	0.243 ± 0.003
2018	61	0.322 ± 0.004	0.235 ± 0.002	0.266 ± 0.004
2019	156	0.322 ± 0.004	0.211 ± 0.001	0.256 ± 0.002
2020	86	0.326 ± 0.004	0.218 ± 0.001	0.278 ± 0.004

growth strongly suggests that the system is nearly at the critical point $\xi = H - \eta = 0$. Physically, this implies that long-range memory (H) and the temporal decay of volatility (η) maintain a delicate balance between diffusion and attenuation within the vast information landscape of Wikipedia.

We further examine the mean behaviour by analysing the trajectory of the time-varying drift integral $\mathbb{E}[Y(t)] - Y(0) = \hat{A}(t)$, as shown in Fig. 1(d). Here, the contribution of the correction term A_\star , which depends on the definition of the stochastic integral, is neglected, as it does not affect the leading-order scaling behaviour of $\mathbb{E}[Y(t)]$, and we take $\hat{A}(t) = \int_0^t \hat{a}(s) ds$. The analysis shows that $\mathbb{E}[Y(t)]$ is approximately linear in $\ln t$, up to a certain time scale (roughly one year) after the peak of attention. That is, for a constant a ,

$$\hat{A}(t) \sim -a \ln t, \quad \text{i.e.} \quad \hat{a}(t) \sim -\frac{a}{t}. \quad (10)$$

This holds not only for 2020 but also for other years (Fig. S4). Linear regression of \hat{A}_t against $\ln t$ yields the estimates summarised in Table I, with $\hat{a} \approx 0.28$ for 2020 and an average value of $\hat{a} \approx 0.25$ over 2015–2020. Such a $1/t$ decay in the mean behaviour indicates scale-free relaxation without an intrinsic characteristic relaxation time.

Notably, this logarithmic evolution of the mean is observed in parallel with the logarithmic growth of the variance ($\xi = 0$) along the same time axis. Mathematically, the parameters controlling the mean (drift) and the variance (diffusion) are independent, yet in the empirical dynamics of collective attention they share the logarithmic function $\ln t$ as a dominant scaling variable. The simultaneous emergence of ‘logarithmic decay of the mean’ and ‘logarithmic growth of the variance’ is consistent with the characteristic ultraslow dynamics observed in ultraslow diffusion in statistical physics [3, 41]. This suggests that the present model captures, in a unified manner through both mean and variance, a physical property of Wikipedia as a stable information ecosystem, in which attention to individual articles is lost extremely slowly while uncertainty at the ensemble level expands only ultraslowly.

Heterogeneity and Cumulative Distribution—Finally, we examine how well the present model reproduces the empirical cumulative distribution of page views. If all articles were governed by the same SDE (1), then the logarithm of the cumulative page views $C(T) = \sum_{t=1}^T V_t$ would be expected to approach a normal distribution (see the discussion in Ref. [12, III. E]). In contrast, the empirical histogram of $C(T)$ (Fig. 2) exhibits a sharp peak, a long left tail, and multiple shoulders, and cannot be approximated by a single normal distribution. This suggests that Wikipedia articles exhibit several typical growth patterns, or regimes, in their page-view trajectories. We hypothesise that the distortion of the distribution originates from the drift term a in the SDE, namely, from article-level heterogeneity in growth and decay rates.

To test this hypothesis, we apply a Gaussian mixture model (GMM) to the parameter a , in the form $p(x) = \sum_{k=1}^K w_k \mathcal{N}(x | \mu_k, \sigma_k)$. Here, $\mathcal{N}(x | \mu, \sigma)$ denotes the normal distribution of the random variable x with mean μ and standard deviation σ , and w_k denotes the weight of class k , satisfying $\sum_{k=1}^K w_k = 1$. Using Python’s GaussianMixture, we allow up to ten

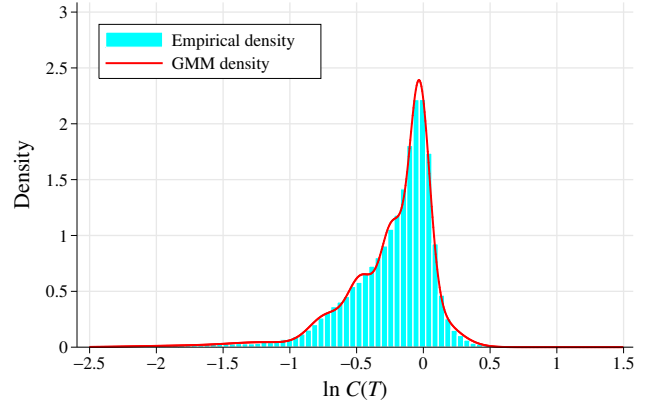


FIG. 2. Histogram of the logarithm of cumulative page views over one year, overlaid with the fitted GMM. The data are based on Ref. [32], focusing on page views of the top 1,000 viewed articles on Wikipedia in 2020.

candidate regimes and select the model order by BIC, which identifies $K = 7$ components (Table II).

Although the GMM identifies seven latent components, they can be grouped into a smaller number of regimes according to the magnitude of the drift parameter. Specifically, we find a stable or weakly decaying regime, a gradual decay regime, a rapid decay regime, and a small extreme regime with short-lived trajectories. In particular, the most heavily weighted component (with weight about 0.39) forms the core of the distribution and corresponds to a stable or weakly decaying regime.

As shown in Fig. 2, the superposition of the identified regimes, weighted by their mixture weights, closely matches the empirical cumulative distribution. Moreover, the value $\sum_{k=1}^7 w_k \mu_k \approx 0.24$ obtained from Table II is broadly consistent with $\hat{a} \approx 0.28$ in Table I, up to moderate sensitivity to the choice of the fitting window. Similar results are obtained for each year in 2015–2020 (Fig. S5). These findings indicate that the primary factor governing the cumulative distribution of collective attention is the heterogeneity in the dynamical

TABLE II. Gaussian mixture model (GMM) estimates for the distribution of article-level drift parameters. The table reports the estimated mixture weights, means, and standard deviations of the seven Gaussian components fitted to the empirical distribution of the drift parameter a_k . The data are based on Ref. [32], focusing on page views of the top 1,000 viewed articles on Wikipedia in 2020.

Component (k)	Weight (w)	Mean (μ)	SD (σ)
1	0.394	0.031	0.075
2	0.148	0.461	0.102
3	0.014	1.734	0.403
4	0.205	0.236	0.085
5	0.026	1.171	0.268
6	0.123	−0.059	0.171
7	0.089	0.720	0.130

growth rates across articles. The SDE (1) is thus strongly supported as a powerful theoretical framework that unifies microscopic heterogeneity with macroscopic scaling laws.

Taken together, these results suggest that Wikipedia page views follow, with k labelling the regimes, the simple SDE

$$dX_k(t) = X_k(t) \left[-\frac{a_k}{t} dt + \frac{b}{t^H} dB_H(t) \right]. \quad (11)$$

This combination of a critical $1/t$ drift and a t^{-H} volatility constitutes a minimal mathematical structure that governs both the persistence and forgetting dynamics of collective attention. In particular, the volatility term embeds the critical condition $\xi = 0$, namely $\eta = H$, implying that stronger memory (larger H) is accompanied by faster decay of fluctuation amplitude in time (t^{-H}). This suggests a self-regulation mechanism of stability in the information landscape. The present model is a minimal model that naturally yields logarithmic scaling, or ultraslow dynamics, in both the mean and the variance.

Discussion and Conclusion—In this paper, we analysed an ensemble of Wikipedia articles and demonstrated that the dispersion of collective attention resides in a marginal critical state characterised by $\xi = H - \eta = 0$, where the endogenous scaling induced by long-term memory (H) is precisely balanced by the exogenous scaling associated with the temporal decay of diffusion intensity (η). This balance suggests a dynamic equilibrium between the rate at which novelty is consumed by users and the contextual memory of the information space, sustained by structural features such as hyperlinks. As a consequence, Wikipedia operates near a diversity-preserving regime, in which explosive spreading of attention is suppressed while complete extinction is avoided.

The resulting SDE model (11) embeds this critical structure and provides a minimal yet sufficient framework capable of simultaneously accounting for three key empirical facts: the $1/t$ decay of the mean behaviour, the $\ln t$ growth of the variance, and the heterogeneity observed in the cumulative distribution. The concurrent logarithmic time evolution of both the mean and the variance indicates that the system lies at the marginal boundary separating diverging and vanishing diffusion. Under this condition, the $1/t$ drift term and the time-decaying fractional noise term are not *ad hoc* modelling choices but arise naturally from the imposed scaling constraints. The resulting process can therefore be regarded as a minimal marginal

stochastic model consistent with the observed empirical regularities.

The present approach enables the derivation of macroscopic statistical properties of the entire ensemble through coarse-graining and continuum limits, which are difficult to capture using conventional discrete point-process models. It thus provides a theoretical basis for reinterpreting collective attention as an effective continuous process endowed with long-term memory.

Moreover, the GMM analysis reveals that the diversity inherent in Wikipedia can be systematically organised in terms of heterogeneity in dynamical growth rates. From transient events to persistent knowledge structures, distinct regimes coexist, yet all can be coherently integrated within a single stochastic framework. This unification lends strong support to the universality of the proposed model.

The findings of this study advance research on collective attention from a focus on mean behaviour to an analysis centred on variance scaling and criticality. The framework developed here is expected to be applicable to a broad class of information environments, including social media platforms and news ecosystems, for characterising attention lifetimes and system-level resilience. In particular, testing whether the marginal condition $\xi = 0$ persists in systems with rapid information turnover, or whether such systems instead reside in non-critical states with $\xi \neq 0$, may enable quantitative comparisons across platforms.

Finally, the properties uncovered here exhibit a close affinity with ageing phenomena and ultraslow dynamics in statistical physics. The critical balance between memory and decay suggests that collective attention is not merely a dissipative information process, but a self-regulating dynamical system maintained within a structured information space. This perspective offers a step towards situating social attention dynamics within the broader framework of universal physical laws.

Acknowledgments—The views and conclusions expressed herein are solely those of the author and should not be construed as necessarily reflecting the official policies or endorsements—whether explicit or implicit—of any organisations with which the author is presently or has previously been affiliated.

Data availability—The data that support the findings of this article are openly available [32].

-
- [1] F. Wu and B. A. Huberman, *Proc. Natl. Acad. Sci. USA* **104**, 17599 (2007).
 - [2] P. Lorenz-Spreen, B. M. Mønsted, P. Hövel, and S. Lehmann, *Nat. Commun.* **10**, 1759 (2019).
 - [3] R. Metzler and J. Klafter, *Phys. Rep.* **339**, 1 (2000).
 - [4] D. J. Watts and S. H. Strogatz, *Nature* **393**, 440 (1998).
 - [5] M. Newman, *Networks: An Introduction* (Oxford University Press, 2010).
 - [6] Z. Dezső, E. Almaas, A. Lukács, B. Rácz, I. Szakadát, and A.-L. Barabási, *Phys. Rev. E* **73**, 066132 (2006).
 - [7] R. Crane and D. Sornette, *Proc. Natl. Acad. Sci. USA* **105**, 15649 (2008).
 - [8] M. V. Simkin and V. P. Roychowdhury, *J. Assoc. Inf. Sci. Technol.* **66**, 1847 (2015).
 - [9] D. Wang, C. Song, and A.-L. Barabási, *Science* **342**, 127 (2013).
 - [10] A.-L. Barabási, *Nature* **435**, 207 (2005).
 - [11] F. Radicchi, S. Fortunato, and C. Castellano, *Proc. Natl. Acad. Sci. USA* **105**, 17268 (2008).
 - [12] K. Okamura, *Phys. Rev. E* **112**, 044304 (2025).
 - [13] Q. Zhao, M. A. Erdogdu, H. Y. He, A. Rajaraman, and J. Leskovec, in *Proceedings of the 21th ACM SIGKDD International Conference on Knowledge Discovery and Data Mining*

- (2015) pp. 1513–1522.
- [14] R. Kobayashi and R. Lambiotte, in *Proceedings of the International AAAI Conference on Web and Social Media* (2016) pp. 191–200.
 - [15] R. Pastor-Satorras and A. Vespignani, *Phys. Rev. Lett.* **86**, 3200 (2001).
 - [16] N. O. Hodas and K. Lerman, in *Proceedings of the International Conference on Privacy, Security, Risk and Trust and the International Conference on Social Computing* (2012) pp. 249–257.
 - [17] A. Vázquez, J. a. G. Oliveira, Z. Dezsö, K.-I. Goh, I. Kondor, and A.-L. Barabási, *Phys. Rev. E* **73**, 036127 (2006).
 - [18] L. Weng, A. Flammini, A. Vespignani, and F. Menczer, *Sci. Rep.* **2**, 335 (2012).
 - [19] J. P. Gleeson, J. A. Ward, K. P. O’Sullivan, and W. T. Lee, *Phys. Rev. Lett.* **112**, 048701 (2014).
 - [20] J. Ratkiewicz, S. Fortunato, A. Flammini, F. Menczer, and A. Vespignani, *Phys. Rev. Lett.* **105**, 158701 (2010).
 - [21] M. t. Thij, Y. Volkovich, D. Laniado, and A. Kaltenbrunner, in *Proceedings of the European Conference on Complex Systems* (2012).
 - [22] N. Igarashi, Y. Okada, H. Sayama, and Y. Sano, *Sci. Rep.* **12**, 21484 (2022).
 - [23] F. Black and M. Scholes, *J. Political Econ.* **81**, 637 (1973); R. C. Merton, *Bell J. Econ. Manag. Sci.* **4**, 141 (1973).
 - [24] B. B. Mandelbrot and J. W. Van Ness, *SIAM Rev.* **10**, 422 (1968).
 - [25] J. Sutton, *J. Econ. Lit.* **35**, 40 (1997).
 - [26] A.-L. Barabási and R. Albert, *Science* **286**, 509 (1999); A.-L. Barabási, H. Jeong, Z. Néda, E. Ravasz, A. Schubert, and T. Vicsek, *Physica A* **311**, 590 (2002); M. E. J. Newman, *Europhys. Lett.* **86**, 68001 (2009).
 - [27] M. D. Donsker, *Mem. Am. Math. Soc.* **6**, 1 (1951).
 - [28] M. S. Taqqu, *Z. Wahrscheinlichkeitstheorie verw. Geb.* **31**, 287 (1975); R. L. Dobrushin and P. Major, *Z. Wahrscheinlichkeitstheor. Verw. Geb.* **50**, 27 (1979).
 - [29] In Ref. [42, Eq. (S14)], the case $\eta = 1/2$ in Eq. (5) was used to model citation dynamics.
 - [30] In practical analysis, a cutoff $t_0 > 0$ is introduced via $t \mapsto t + t_0$, but it is omitted here for simplicity.
 - [31] F. Biagini, Y. Hu, B. Øksendal, and T. Zhang, *Stochastic Calculus for Fractional Brownian Motion and Applications* (Springer London, 2008).
 - [32] K. Okamura, *Data for “Logarithmic scaling and stochastic criticality in collective attention”*, [Data set] (2025), Zenodo.
 - [33] *Wikimedia Foundation*, accessed November, 2025.
 - [34] *Wikipedia, The Free Encyclopedia*, accessed November, 2025.
 - [35] *Analytics Query Service*, accessed November, 2025.
 - [36] J. Li and A. W. Moore, *J. Mach. Learn. Res.* **9**, 2217 (2008).
 - [37] C.-K. Peng, S. V. Buldyrev, S. Havlin, M. Simons, H. E. Stanley, and A. L. Goldberger, *Phys. Rev. E* **49**, 1685 (1994).
 - [38] K. Hu, P. C. Ivanov, Z. Chen, P. Carpena, and H. Eugene Stanley, *Phys. Rev. E* **64**, 011114 (2001); J.-M. Bardet and I. Kammoun, *IEEE Trans. Inf. Theory* **54**, 2041 (2008).
 - [39] In the empirical analysis we use $\tau \leq 50$ for $t = 1, \dots, 365 \equiv T$, so that $t \gg \tau$ holds for most pairs, and the scaling law (8) based on the argument in Appendix B remains valid.
 - [40] K. Falconer, *Fractal Geometry: Mathematical Foundations and Applications*, 3rd ed. (John Wiley & Sons, Ltd, 2014).
 - [41] J. Dräger and J. Klafter, *Phys. Rev. Lett.* **84**, 5998 (2000).
 - [42] K. Okamura, *Quant. Sci. Stud.* **3**, 122 (2022).

Appendix A: Derivation of the scaling laws in Eqs. (6) and (7)

In the Wikipedia data analysed in this study, the temporal growth of the variance of attention exhibits a logarithmic scaling, as stated in Eq. (7). This behaviour is fundamentally different from the power-law growth of variance that is typically expected in diffusive models based on standard Brownian motion or fBm with constant volatility. In this Appendix, we explicitly derive the scaling laws in Eqs. (6) and (7), and identify the marginal condition under which the variance crosses over from power-law growth to logarithmic growth at the level of the stochastic integral.

Fractional Brownian motion (fBm) $B_H(t)$ is a self-similar Gaussian process with stationary increments. Its formal increment satisfies the covariance relation

$$\mathbb{E}[dB_H(s) dB_H(u)] \propto |s - u|^{2H-2} ds du,$$

in the sense of generalised covariance; see, for example, Refs. [24, 28, 31]. Using this property, the variance of the stochastic integral $I(t)$, defined by Eqs. (4) and (5), can be written, up to a multiplicative constant, as

$$\text{Var}[I(t)] \propto \int_{\epsilon}^t \int_{\epsilon}^t s^{-\eta} u^{-\eta} |s - u|^{2H-2} ds du, \quad (\text{A1})$$

where $\epsilon > 0$ is a short-time cutoff.

Since the integrand is symmetric in s and u , the integration domain can be restricted to the triangular region $u < s$ (up to an overall constant factor). For $u < s$, performing the change of variables $u = sv$ with $v \in [\epsilon/s, 1]$ and $du = s dv$, we obtain

$$\text{Var}[I(t)] \propto \left(\int_{\epsilon/s}^1 v^{-\eta} (1-v)^{2H-2} dv \right) \int_{\epsilon}^t s^{2(H-\eta)-1} ds.$$

For large s , the lower limit ϵ/s tends to zero, and the inner integral approaches a finite constant under a standard regularisation of the diagonal singularity (which affects only the prefactor, not the scaling exponent). Consequently, the long-time behaviour of $\text{Var}[I(t)]$ is governed by the one-dimensional integral

$$\int_{\epsilon}^t s^{2\xi-1} ds, \quad \xi \equiv H - \eta. \quad (\text{A2})$$

Evaluating this integral yields

$$\text{Var}[I(t)] \sim \begin{cases} t^{2\xi} & (\xi > 0), \\ \ln t & (\xi = 0), \\ \text{const.} & (\xi < 0), \end{cases}$$

where $\xi < 0$ corresponds to saturation of the variance as $t \rightarrow \infty$. In particular, at the marginal condition $\xi = 0$, the integrand scales as s^{-1} , giving rise to logarithmic growth of the variance, as stated in Eq. (7).

Appendix B: Derivation of the scaling law in Eq. (8)

We consider discrete time points $t \in \mathbb{Z}_{\geq 0}$ and evaluate the increment $\Delta_{\tau} Y_t := Y_{t+\tau} - Y_t$. From the defining relations Eqs. (2)–(5), this increment can be written as

$$\Delta_{\tau} Y_t = (\text{deterministic contribution}) + b \int_t^{t+\tau} s^{-\eta} dB_H(s).$$

Since the deterministic terms do not contribute to the variance, we obtain

$$\text{Var}[\Delta_{\tau} Y_t] = b^2 \text{Var} \left[\int_t^{t+\tau} s^{-\eta} dB_H(s) \right]. \quad (\text{B1})$$

For $t \gg \tau$, the integrand $s^{-\eta}$ varies slowly over the interval $[t, t+\tau]$. By a mean-value-type approximation for the integral, $s^{-\eta}$ can therefore be approximated by $t^{-\eta}$ and factored out of the integral. The resulting approximation error is of order $O(\tau/t)$ and is negligible under the present analysis condition ($t \gg \tau$). Accordingly, the variance on the right-hand side of the above equation can be estimated as

$$\text{Var} \left[\int_t^{t+\tau} s^{-\eta} dB_H(s) \right] \approx t^{-2\eta} \text{Var} [B_H(t+\tau) - B_H(t)].$$

Using the stationarity of increments and the self-similarity of fBm, we have

$$\text{Var} [B_H(t+\tau) - B_H(t)] = \text{Var} [B_H(\tau)] = \tau^{2H}. \quad (\text{B2})$$

Substituting this result into Eq. (B1), we obtain

$$\text{Var}[\Delta_{\tau} Y_t] \approx b^2 t^{-2\eta} \tau^{2H}. \quad (\text{B3})$$

This immediately yields the scaling law in Eq. (8).

Supplementary Figures

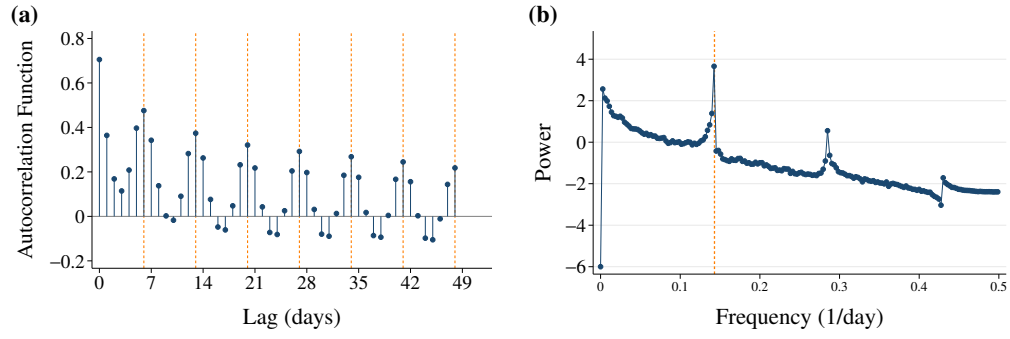


FIG. S1. (a) Autocorrelation function computed from the median page views as a function of elapsed days t since the reference day (2020). Pronounced peaks appear at lag 7 days and its integer multiples, indicating the presence of a weekly periodic structure. (b) Periodogram in the frequency domain. A clear peak is observed at the frequency $1/7 \text{ day}^{-1}$, together with its harmonics, suggesting a non-sinusoidal weekly periodic pattern. Data are based on Ref. [32].

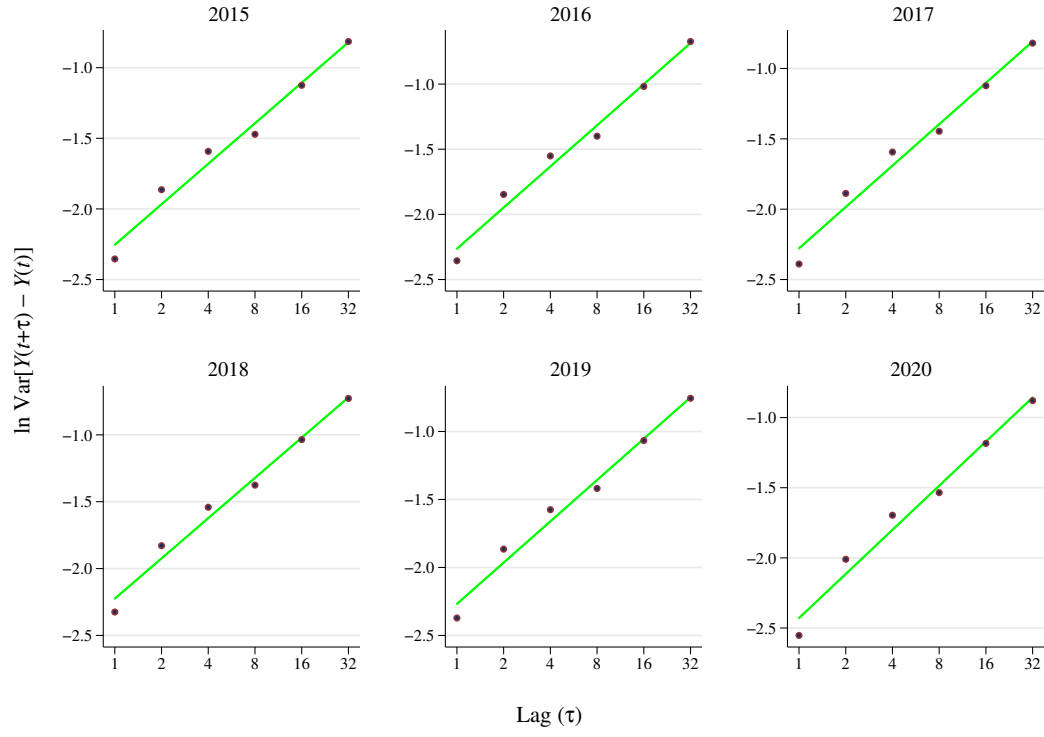


FIG. S2. Estimation of the Hurst exponent across years. Scatter plot of $\{\tau, \ln \text{Var}[\Delta_\tau Y_t]\}$ for lags $\tau = 2^\ell$ ($\ell = 0, \dots, 5$), together with a linear fit based on the scaling law in Eq. (8). The slope yields an estimate of $2H$. Data are based on Ref. [32].

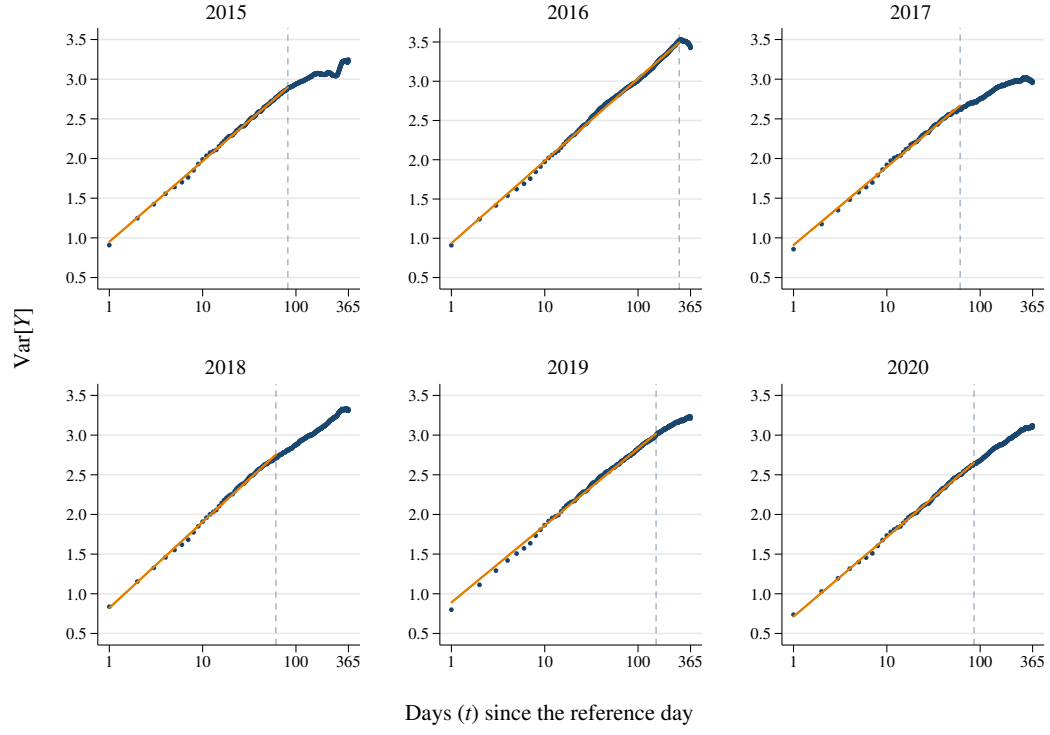


FIG. S3. Logarithmic growth of variance at marginality. Variance of $\ln(\text{page views} + 1)$ as a function of elapsed days t . A linear fit over $[0, t_c]$, based on the scaling law in Eq. (9), demonstrates the ultraslow logarithmic growth $\text{Var}[Y(t)] \propto \ln t$. The dotted vertical line marks $t = t_c$. Data are based on Ref. [32].

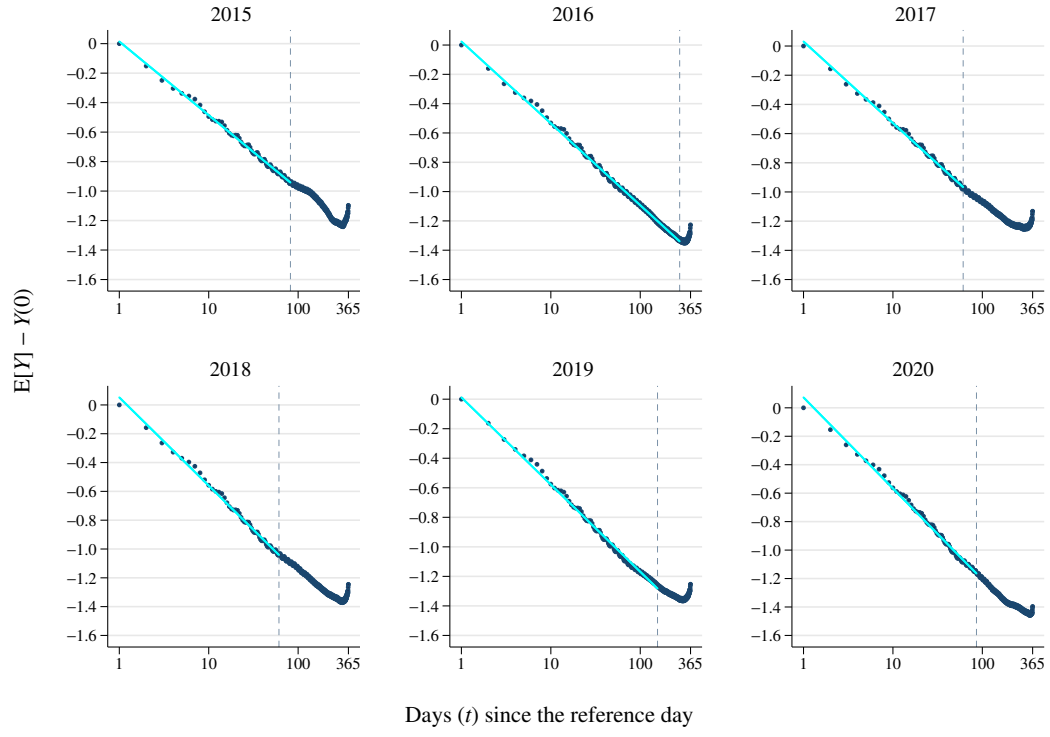


FIG. S4. Logarithmic decay of the mean attention. Mean of $\ln(\text{page views} + 1)$ as a function of elapsed days t , measured relative to its value at $t = 0$. The linear fit over $[0, t_c]$ implies a $1/t$ decay of the drift term, consistent with the scaling law in Eq. (10). The dotted vertical line marks $t = t_c$. Data are based on Ref. [32].

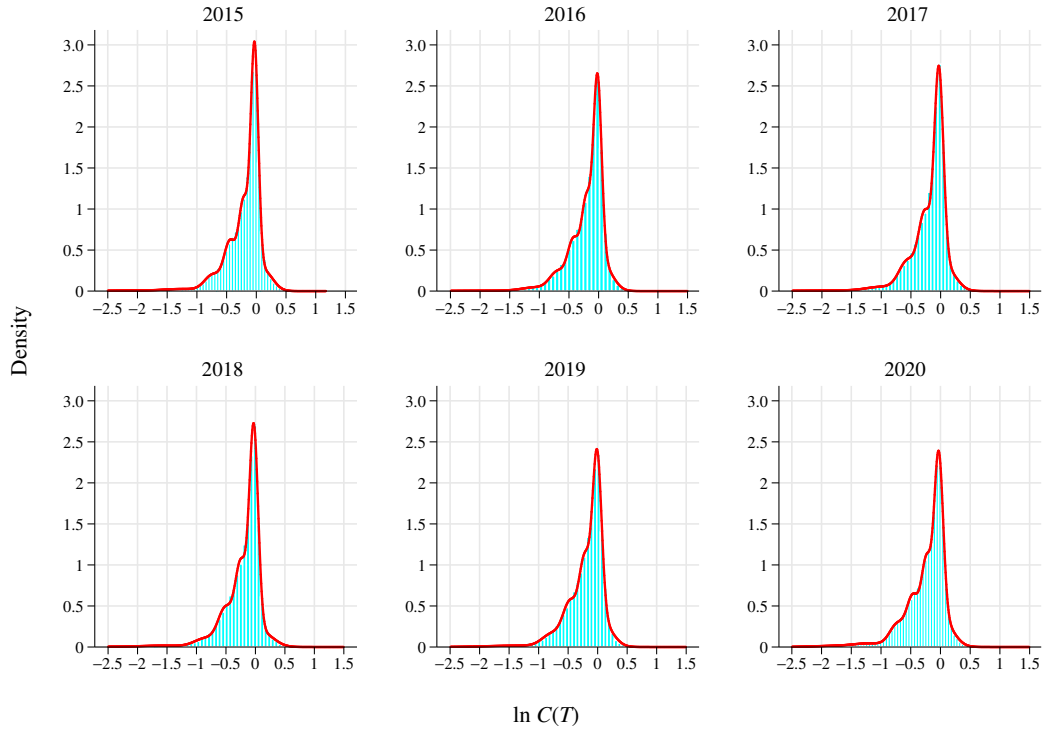


FIG. S5. Heterogeneity in cumulative attention captured by a Gaussian mixture model (GMM). Histogram of $\ln C(T)$ (cumulative page views over one year) overlaid with the fitted GMM. The multimodal structure reflects article-level heterogeneity in drift parameters. Data are based on Ref. [32].