

# Less is More: Label-Guided Summarization of Procedural and Instructional Videos

Shreya Rajpal\*  
Vellore Institute of Technology  
shreyarajpal6@gmail.com

Michal Golovanesky  
Brown University  
michal\_golovanesky@brown.edu

Carsten Eickhoff  
University of Tübingen  
carsten.eickhoff@uni-tuebingen.de

## Abstract

Video summarization helps turn long videos into clear, concise representations that are easier to review, document, and analyze, especially in high-stakes domains like surgical training. Prior work has progressed from using basic visual features like color, motion, and structural changes to using pre-trained vision-language models that can better understand what’s happening in the video (semantics) and capture temporal flow, resulting in more context-aware video summarization. We propose a three-stage framework, PRISM: Procedural Representation via Integrated Semantic and Multimodal analysis, that produces semantically grounded video summaries. PRISM combines adaptive visual sampling, label-driven keyframe anchoring, and contextual validation using a large language model (LLM). Our method ensures that selected frames reflect meaningful and procedural transitions while filtering out generic or hallucinated content, resulting in contextually coherent summaries across both domain-specific and instructional videos. We evaluate our method on instructional and activity datasets, using reference summaries for instructional videos. Despite sampling fewer than 5% of the original frames, our summaries retain 84% semantic content while improving over baselines by as much as 33%. Our approach generalizes across procedural and domain-specific video tasks, achieving strong performance with both semantic alignment and precision.

## 1 Introduction

Video summarization plays a significant role in making long-form video content easier to analyze, which is particularly important in domains like robotics [1], education [2], and surgical training [3]. A common approach of video summarization is keyframe selection, which helps in the extraction of informative segments that best represent the content of a video. In high-stakes domains such as surgery video summarization, where understanding precise sequences of actions is necessary, the need for detailed and contextually coherent summaries is essential. Instruction-based or surgery videos often exceed 40 minutes [4, 5], making them time consuming and computationally intensive to process. Therefore, summaries must reduce video length and preserve procedural intent. To address this, automatic video summarization aims to condense long videos into compact, meaningful representations in the form of video clips, keyframes or textual summaries. Traditional works relied heavily on basic visual features such as color histograms and scene change detection [6], motion activity [7], and frame-wise similarity measures such as SSIM [8]. Although computationally efficient, more recent techniques that use deep sequence models [9], adversarial learning [10], attention mechanisms, and large pretrained embeddings [11], achieve state-of-the-art performance on

<sup>1</sup>Visiting student at the University of Tübingen during this work.

benchmarks such as SumMe [12] and TVSum [13]. They perform well due to pre-training on visual data that allows them to capture how scenes change with respect to time (temporal structure).

With the advent of vision-language models and vision encoders, research has shifted towards pre-trained models such as CLIP [14] and BLIP [15], which embeds images and textual descriptions into a shared semantic space. Methods like CLIP-It [16], Cap2Sum [17], and LMSKE [18] demonstrate that using video-level captions can significantly boost semantic relevance, guide frame importance scoring, and enable weakly supervised training. Context-aware summarization approaches, such as the CAVS framework for surveillance video summarization, capture scene context to identify informative segments [19]. Similarly, TAC-SUM’s temporal context-aware clustering [20], which injects local temporal structure into keyframe selection, further illustrates the value of modeling narrative flow (e.g., distinguishing “ingredient preparation” from “cooking” phases in a cooking tutorial video). However, these methods frequently depend on full video-level captions, supervised frame-level scorers, or rule-based segment selection that require substantial annotations.

In this work, we present PRISM: Procedural Representation via Integrated Semantic and Multimodal analysis, which is a zero-shot context-aware video summarization framework. PRISM uses vision-language models to generate rich captions for sampled frames and to guide the overall summarization process via semantic similarity and label-based clustering. Our framework first generates context-aware, semantically meaningful labels that act as anchors or reference points for different stages in the video for keyframe selection. These labels are then used to group visually and semantically similar frames based on a cosine similarity threshold. To ensure coherence and avoid redundancy, captions are merged across similar segments while preserving the temporal structure, producing a compact and semantically aligned summary of the video.<sup>1</sup>

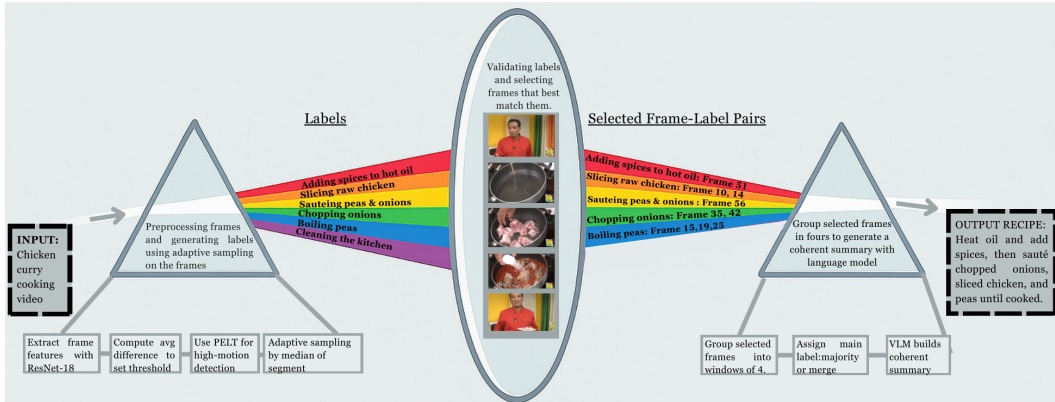


Figure 1: PRISM visual pipeline: input video is semantically decomposed, filtered, and recombined into a coherent summary.

The framework draws inspiration from the behavior of light through prisms. The left prism symbolizes the decomposition of raw video into semantically meaningful elements using frame embeddings and adaptive sampling. In the center, a semantic filtering stage validates labels and selects matching frames, acting as a lens that sharpens and aligns relevant content. The right prism then recombines the selected frame-label pairs into a focused semantic summary using language models. Like light passing through two prisms and a filter, PRISM dissects procedural video content and reassembles it into a coherent, context-rich narrative. An illustration of the entire pipeline is shown in Figure 1.

We evaluate our approach on TVSum [13] and SumMe [12] for the keyframe selection task and on YouCook2 [21] and ActivityNet Captions [22] for the dense video captioning task. One of the key challenges in video summarization is the high computational and time cost of processing long-form videos, which often require analyzing thousands of frames. Our approach addresses this by reducing the number of processed frames to under 5% of the original video while preserving over 80% of the semantic content (BERTScores). We outperform existing baselines by over 33% relatively in a multimodal video-level captioning task on the YouCook2 dataset (METEOR Score) and 17.9% on ActivityNet Captions [22] (METEOR Score) [23]. These results highlight the effectiveness of our

<sup>1</sup>Our code repository is available at : <https://github.com/Shreyarajpal12/PRISM-code>

method and reinforce the idea that, in video summarization, less indeed can be more. We also briefly introduce the applicability of this idea in medical video summarization tasks.

In summary, our work contributes three key innovations:

- We introduce a context-aware video summarization pipeline that dynamically generates labels during inference, rather than relying on external annotations or fixed queries. This lets the video highlight its own key moments and structure, moving the control from using predefined labels to using labels that are created and validated at the frame level during inference.
- Our pipeline first selects relevant frames and then groups every four of these into a single representative frame. This reduces the total number of frames used to less than 5% of the original, while retaining over 80% of the video’s semantic content and improving baseline performance by 33% on multimodal summarization tasks in YouCook2 (measured by METEOR Score). This demonstrates that efficient and accurate summarization is achievable without pre-training or supervised fine-tuning, reducing computational overhead.
- We challenge traditional top-down approaches to video summarization that rely on short video captions or predefined queries. Instead, our method starts from the video content itself, analyzing it at a fine-grained level by generating, verifying, and selecting frame-level semantics. This bottom-up strategy constructs summaries from the ground up, enabling accurate, low-resource, and adaptable summarization without external annotations.

## 2 Related Works

Video summarization transforms long-form videos into compact, meaningful representations across various modalities, facilitating efficient storage and browsing. This process can be achieved through (i) static keyframes (representative images that capture key moments) [24], (ii) dynamic skim videos (short clips formed by stitching segments of important activities together) [25], or (iii) textual summaries that express high-level semantics in natural language. Prior works emphasized on estimating keyframe importance using basic visual features; for instance, VSUMM clustered frame-level features such as color histograms to select diverse, representative keyframes [26]. Motion-based approaches that use techniques like optical flow help in detecting high activity intervals [7] [27]. Information-theoretic techniques, such as entropy-based approaches [28], select visually rich and non-redundant content. With the development of supervised learning techniques, models like vsLSTM and dppLSTM advanced the field by predicting frame-level importance scores over frame sequences while balancing diversity and coherence [29].

SUM-GAN is an adversarial LSTM framework in which a summarizer (generator) learns to pick frames that a discriminator cannot distinguish from the original video’s feature distribution, with a reconstruction loss to ensure representativeness [10]. In contrast, reinforcement learning methods such as DR-DSN train an RNN agent with a reward combining diversity and representativeness, optimized via policy gradients to directly maximize summary quality [30].

Attention mechanisms have proven effective in video summarization because they can model long-range dependencies and capture nuanced semantic relationships. VASNET, a self-attention-based model, computes frame scores in a single pass, capturing both context and diversity, and achieved new benchmarks on the SumMe and TVSum datasets [31]. Building on this, the CNN-based Spatio-Temporal Attention (CSTA) model jointly attends to spatial and temporal features, further advancing state-of-the-art performance [32].

Video summarization has shifted to multimodal summarization that integrates language and audio for deeper context. This evolution spans three directions: query-based summarization, caption and transcript guided summarization, and vision-language models (VLMs). For the query-based summarization, some methods aligned frame selection with user queries via adversarial training [33] [34], while others embedded user preferences for personalization [35][36].

Caption-based video summarization methods have shown strong potential in capturing visual semantics. For instance, FrameRank uses image captions as a semantic representation of each frame and then applies a graph-based method to rank frames [37], while audio cues (e.g., speech or crowd noise) further enhanced keyframe detection. Vision encoders like CLIP enabled alignment between frames and captions [14], powering systems like CLIP-It to select semantically rich frames [16] and

Cap2Sum to use dense captions for supervision [17]. Tan et al. proposed LMSKE, using language prompts to cluster and rank conceptually similar snippets [18]. These advances focus on reducing redundancy among frames while capturing semantic structure and narrative flow, aligning machine summaries more closely with human expectations.

While these techniques have advanced substantially, several challenges remain. Personalization and query-focused summarization require models to adapt to individual user interests or text queries, an area still underexplored due to limited data. Scalability to very long videos (up to 1 hour or more) demands efficient online or hierarchical algorithms that can process streams in real time. Finally, multimodal summarization, which integrates vision, language, and audio calls for architectures that reason causally about events (e.g. linking sound and a visual change as a single highlight).

Our method builds on prior work in terms of diversity-aware selection and reducing redundancy, as well as on query-focused summarization and language guided methods such as CLIP-It [16]. However, while these methods often impose a fixed narrative through global video level captions or external prompts, we challenge top-down summarization paradigms by enabling the video to reveal its procedural flow using a semantic anchoring (bottom-up) approach. Specifically, we derive frame-level descriptors, generate label anchors that evolve over the video, and group frames by their alignment to these anchors to preserve semantic granularity. We then process these aligned frames into context windows to produce context-aware summaries. Unlike prior works that rely on supervised signals or training, our pipeline operates in a fully zero-shot setting, requiring no annotated labels. This allows the summary to emerge from key events across the video’s progression, capturing detailed elements of the story.

### 3 Method

Our proposed framework, PRISM, is a multistage pipeline that enables efficient and context-aware keyframe selection, followed by semantically grounded video summarization. This stage is designed to ensure the summary covers key visuals, preserves both contextual meaning and procedural order, and remains efficient and adaptable across domains.

#### 3.1 Dataset and Experimentation

Our pipeline targets video summarization with a focus on keyframe selection guided by semantic and temporal alignment. We evaluate this using the TVSum and SumMe datasets. TVSum consists of 50 user annotated videos across various categories with frame-level importance scores [13], while SumMe contains 25 user-generated summaries for videos from various scenes of daily life [12]. We report results using Kendall’s Tau and Spearman’s Rho, following the evaluation protocol described in the CSTA framework [32].

For the video-level dense captioning task, we use YouCook2 [21], a dataset of over 2,000 untrimmed instructional cooking videos spanning 89 recipes, each annotated with temporal segments and stepwise imperative captions. We also use the ActivityNet Captions [22] dataset, which contains temporally localized, natural language descriptions for untrimmed videos, making it a benchmark for dense video captioning and summarization tasks. We evaluate summarization performance using BLEU, ROUGE-L, METEOR, and BERTScore.[38] [39] [40] [23] with a focus on capturing semantic alignment, procedural coherence, and linguistic quality. Lastly, we briefly discuss the system’s application in the medical domain.

#### 3.2 Stage 1: Frame Embedding & Adaptive Sampling

We first convert the raw video into a manageable set of candidate frames. Frames are sampled at a fixed rate (e.g., 1 fps) and passed through ResNet-18 to extract 512-dimensional embeddings  $f_i \in \mathbb{R}^{512}$  that capture high-level spatial features [41].

Next, we detect statistically significant visual transitions via the Pruned Exact Linear Time (PELT) algorithm [42]. PELT identifies a set of change indices  $\{t_k\}$  such that embedding differences before and after each  $t_k$  exceed a model-cost penalty, yielding an initial subset  $F_{\text{PELT}} \subset \{f_i\}$ .

To further adapt sampling density to visual variability, we partition the video into segments between change points and compute, for each segment  $s$  (here, we set  $s=10$ ), the median Euclidean distance

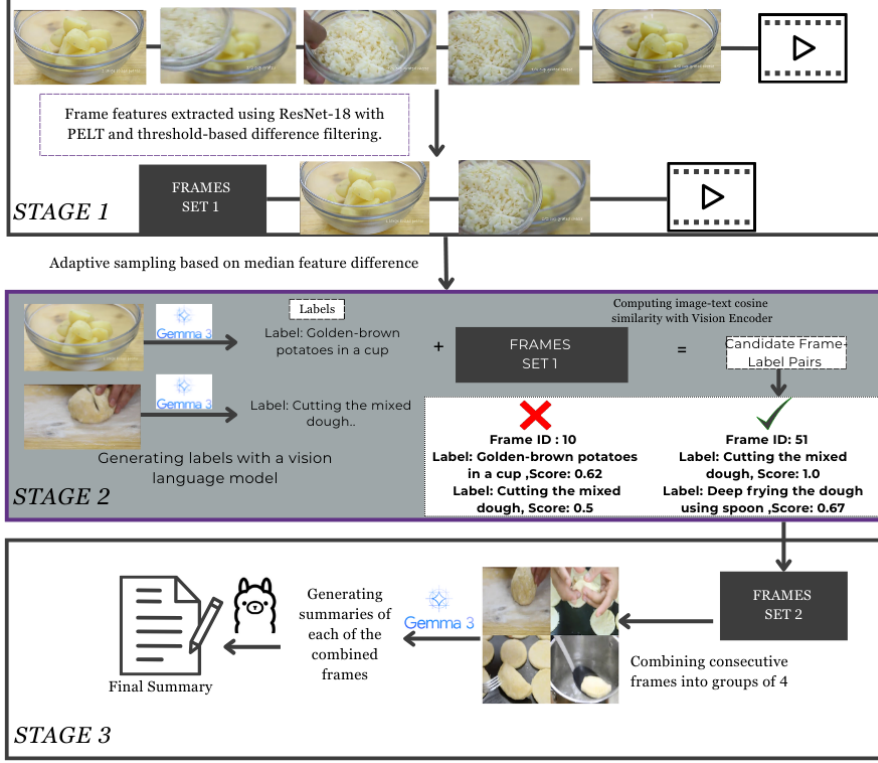


Figure 2: A complete example of the workflow

$\text{med}_s$  among its frame embeddings. Segments with  $\text{med}_s < \delta$  retain one representative frame; those with  $\text{med}_s \geq \delta$  retain two. In our video experiments, we set  $\delta = 0.30$ . The nuances of different hyperparameter settings are discussed in the Appendix.

### 3.3 Stage 2: Label Generation and Semantic Anchoring

Following adaptive frame sampling, the induced frame set  $F = \{f_i\}_{i=1}^n$  is processed to generate semantic anchors that represent high-level procedural steps. This stage involves three subprocesses: caption generation, semantic label validation, and label to frame association.

We begin by feeding each sampled frame  $f_i$  into a vision-language model. Depending on the domain and setup, models such as Gemma3 [43], LLaMA 3.2 Vision [44], MiniCPM [45], or GPT4 [46] are employed to generate per-frame captions that describe the localized content.

These captions are generalized into anchor labels. For example, the caption *"The person in a white apron and clear gloves is carefully sprinkling a large amount of shredded cabbage into a large stainless steel bowl..."* is mapped to the label *"Sprinkling shredded cabbage for kimchi"*, which may span multiple frames.

To ensure label quality, we introduce a label validation step using an LLM (in this case GPT-4). The model filters out labels that are overly vague (e.g., "Cooking instructions being given") or contextually insignificant (e.g., "cleaning utensils" is insignificant to the recipe) and retains only those labels that represent discrete procedural events. Stage 2 and Stage 3 also help filter out hallucinated label descriptions that have no relevance to the actual video procedure (e.g., in a recipe about ground beef as inferred from the rest of the generated labels (Stage 2) and long segment-wise summaries (Stage 3), a hallucinated caption might incorrectly identify a frame as showing chicken; this will be eliminated either by identifying that the caption is not coherent with other captions (Stage 2) or by recognizing that the insignificant mention of chicken can be a hallucination since the rest of the generated recipe is about beef (Stage 3)). Such frames are discarded as they do not align with the procedural context. This step also eliminates visually insignificant frames that may be missed

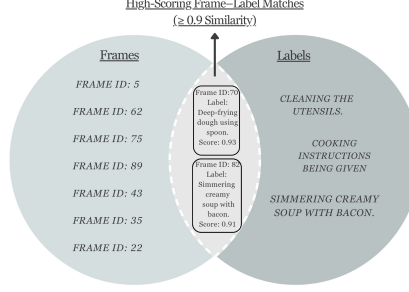


Figure 3: A Venn diagram illustrating overlap between frame embeddings and semantic labels where cosine similarity exceeds 0.9. Highlighted labels reflect procedural relevance across frames.

by ResNet-based analysis, such as black screens, frames dominated by light flicker or glare, and transition frames without identifiable objects, which do not produce meaningful captions.

The Venn diagram in Figure 3 shows frame-label pairs at a similarity threshold of 0.9, highlighting only high-confidence matches (e.g., "Deep frying dough" at 0.93) for summarization. Frames and labels outside this intersection are excluded from the summary due to weak or irrelevant alignment.

Next, we perform label to frame association using vision encoders such as CLIP by [14], BLIP by [15], or BioMedCLIP by [47]. Each label  $\ell_j$  and frame  $f_i$  is embedded into a shared space, and cosine similarity is computed:

$$S(f_j, \ell_i) = \frac{\langle E(f_j), E(\ell_i) \rangle}{\|E(f_j)\| \cdot \|E(\ell_i)\|}$$

- $\mathcal{F} = \{f_1, f_2, \dots, f_N\}$ : sampled frames
- $\mathcal{L} = \{\ell_1, \ell_2, \dots, \ell_M\}$ : validated semantic labels
- $\text{sim}(f_i, \ell_j)$ : cosine similarity between  $f_i$  and  $\ell_j$
- $\tau$ : similarity threshold (set to 0.9)

We assign labels to frames using:

$$A(f_i) = \begin{cases} \ell_j^* & \text{if } \exists \ell_j \in \mathcal{L} \text{ such that } \max_{\ell \in \mathcal{L}} \text{sim}(f_i, \ell) \geq \tau \\ \emptyset & \text{otherwise} \end{cases}$$

Here,  $\ell_j^*$  denotes the best-matching semantic label. Frames with no label exceeding the threshold  $\tau$  are discarded. This ensures semantic precision and relevance.

Notably, a frame may match multiple labels (e.g., 0.98 for  $\ell_a$  and 0.95 for  $\ell_b$ ), reflecting overlapping steps in procedures. These frames are retained and prioritized during summarization.

### 3.4 Stage 3: Temporal Aggregation and Summary Construction

We now organize the selected frames into temporally ordered groups of four, forming windows:

$$W_i = \{f_{i-1}^*, f_i^*, f_{i+1}^*, f_{i+2}^*\}$$

Here,  $f_i^*$  denotes the filtered frame obtained after Stage 2. Each window is passed into a vision-language summarizer (e.g., GPT4V, Gemini Vision, MiniCPM-V) to generate localized summaries. Each 4-frame group is assigned a main label based on frame-wise captions. If all labels differ, the main label combines all four. If two labels occur twice (2:2), both are used. Otherwise, the majority label is assigned (e.g., 3:1).

These summaries are then stitched together using a large language model (e.g., GPT-4, LLaMA 3.1) following a layered, tree-like approach. Summaries are grouped based on the model's maximum context size and processed at the leaf level. The resulting outputs are recursively merged at higher levels,

enabling the generation of a final, cohesive summary that integrates information from all segments in a structured manner. This step isolates frames and reduces hallucinations or inconsistencies by anchoring each part within the broader narrative.

Figure 2 represents the overview of our three-stage video summarization framework. Stage 1 extracts frame embeddings using ResNet-18 by [41] [48], with adaptive sampling based on thresholded feature difference and PELT segmentation. Stage 2 generates semantic labels using a vision-language model (e.g., Gemma3), followed by label to frame similarity scoring using a vision encoder. Only frames with cosine similarity exceeding a threshold (e.g., 0.9) are retained. Stage 3 combines temporally adjacent filtered frames into groups of four that help retain the visual context and generate a summary caption for each group, progressively constructing the final output narrative.

This multi-stage process yields a coherent, semantically grounded video summary suitable for high-stakes domains like surgery, technical instruction, or training.

## 4 Results

We evaluate our method, PRISM, across both dense captioning and keyframe-based video summarization tasks, benchmarking it against prior video summarization models using standard datasets and evaluation metrics. The results are reported using the MiniCPM-V model. Scores are scaled to 0–100 for all metrics.

### 4.1 Video Level Summarization

We first evaluate summarization quality on the YouCook2 dataset and the ActivityNet Captions dataset, stepwise captions. Table 1 compares PRISM against multimodal and vision-only baselines using ROUGE-L, METEOR, and BERTScore. While existing works like UniVL and COOT [49] [50] focus on leveraging paired video-text pretraining, PRISM achieves strong semantic alignment, particularly outperforming all models on METEOR Score. These results highlight the strength of our summarization approach even with significantly fewer processed frames.

The evaluation uses a mix of traditional and semantic-based metrics. While BLEU and ROUGE are commonly used in video summarization, they fall short for our approach, which prioritizes generating long, detailed summaries over short, high-level captions as given in the dataset. For instance, “A

Table 1: Performance comparison on YouCook2 using ROUGE-L, METEOR, and BERTScore.

Model	Modality	ROUGE-L	METEOR	BERTScore
EMT [51]	V	27.44	11.55	—
VideoBERT [52]	V	27.14	10.81	—
MCCL [53]	V	—	14.69	—
PDVC (TSN features)[54]	V	—	4.7	—
PDVC (CLIP features)[54][55]	V	—	5.7	—
CM <sup>2</sup> [56]	V	—	6.08	—
CBT [57]	V	30.44	12.97	—
ActBERT [58]	V	30.56	13.30	—
DPC [59]	V+T	—	18.08	—
AT+Video [60]	V+T	36.65	17.77	—
PR-DETR [61]	V+T	—	6.48	—
Vid2Seq [55]	V	—	9.30	—
Streaming GIT [62]	V	—	3.6	—
Streaming Vid2Seq [62]	V	—	7.1	—
COOT [50]	V	37.94	19.85	—
UniVL [63]	V	40.09	17.57	—
UniVL + MELTR [49]	V	41.28	18.19	—
UniVL [63]	V+T	46.52	22.35	—
UniVL + MELTR [49]	V+T	47.04	22.56	—
<b>PRISM (Ours)</b>	V+T	23.58	<b>30.08</b>	<b>84.34</b>
<b>PRISM (Ours)</b>	V	16.49	<b>23.66</b>	<b>82.78</b>

young woman is seen standing in a room and leads into her dancing.” is the ground truth for a video segment in ActivityNet Captions dataset. In contrast, our generated summary captures the detailed dance steps, “The video begins with a ballet dancer’s movement in the ‘en croisé’ position, emphasizing the precision, balance, and control required to execute the transition smoothly.” BLEU and ROUGE mainly reward surface overlap through n-grams and longest common subsequences, so they underrepresent semantically accurate but more detailed summaries. We therefore emphasize METEOR as the primary metric for comparison.

Table 2: Performance comparison of state-of-the-art models on ActivityNet Captions (val set), sorted by METEOR and BLEU 4 scores (higher is better).

Model	BLEU 4	METEOR
Vid2Seq [55]	—	8.50
CM <sup>2</sup> [56]	2.38	8.55
PR-DETR [61]	2.58	8.72
TSP [64]	2.02	8.75
Streaming GIT [62]	—	9.00
Streaming Vid2Seq [62]	—	10.00
GVL [65]	1.11	10.03
BMT [66]	1.99	10.90
PDVC (TSN features) [54]	3.07	11.27
iPerceive [67]	2.98	12.27
MCCL [53]	3.89	12.52
ADV-INF + Global [68]	9.45	16.36
<b>PRISM (Ours)</b>	1.02	<b>20.04</b>

V and V+T in Table 1 refer to PRISM’s performance in vision only and vision+text(audio transcript) modalities. We outperform baselines by 33% in the YouCook2 dataset (METEOR Score), as shown in Table 1. Table 2 presents a comparative evaluation of state-of-the-art models on the ActivityNet Captions validation set, using BLEU 4 and METEOR as performance metrics. Our proposed method, PRISM, outperforms all baselines, achieving the highest METEOR score of 20.04, surpassing the baseline by 20.22% relatively.

## 4.2 Key frame selection

Following the evaluation in the CSTA framework[32], we align with their observation that traditional metrics like F1 score may not adequately capture the alignment between predicted and human-generated summaries, especially when ground truth annotations vary across users. Instead, we also adopt Kendall’s  $\tau$  and Spearman’s  $\rho$  to assess ranking correlation between predicted and ground truth importance scores.

Table 3 presents a comprehensive comparison of the TVSum and SumMe datasets. These datasets contain short videos with diverse content and frame level human annotations. Our method, PRISM, ranks competitively among recent state-of-the-art models, particularly achieving  $\tau = 0.1406$  and  $\rho = 0.18$  on TVSum, while reaching  $\tau = 0.1617$  and  $\rho = 0.2212$  on SumMe. We attribute this to our algorithm’s ability to identify semantically rich anchors and perform label-aware clustering. For the TVSum and SumMe experiments, we compute frame importance scores using a layered approach. First, we normalize ResNet feature differences. Then, during adaptive sampling, we re-normalize within frame groups. We also add CLIP-based vision encoder scores. At the grouping stage, we assign weights based on label distribution across four frames. If all labels are the same (1:1:1:1), each frame gets 0.25. For 3:1, the majority gets 0.75, the minority 0.25. In a 2:2 split, all receive 0.5. In 2:1:1, the majority gets 0.5, and others get 0.25. All scores are averaged per frame, and if any frame gets dropped at a stage, it gets +0 for every stage after that. The abbreviations in brackets denote the input modalities used by each method: (T) indicates temporal features, (S) spatial features, and (M) multimodal inputs (e.g., vision-language or audio-visual). (ST) refers to models that jointly leverage both spatial and temporal features.

To capture deeper semantic alignment, we also adopt LLM-based evaluation in ablation studies and case studies, where a language model serves as a judge to assess summary quality based on factual



Table 3: Comparison of summarization performance on the SumMe and TVSum datasets using Kendall’s  $\tau$  and Spearman’s  $\rho$ . \* denotes scores reported with a different evaluation setting (e.g., higher resolution ground truth summaries). PRISM results are reported in the last row.

Method	SumMe			TVSum		
	Rank	$\tau$	$\rho$	Rank	$\tau$	$\rho$
Random	—	0.000	0.000	—	0.000	0.000
Human	—	0.205	0.213	—	0.177	0.204
dppLSTM [29]	15	0.040	0.049	21	0.042	0.055
HSA-RNN [69]	12.5	0.064	0.066	19.5	0.082	0.088
DAN [70] (ST)	—	—	—	19.5	0.071	0.099
DSNet-AB [71] (T)	14.5	0.051	0.059	15	0.108	0.129
HMT [72] (M)	11.5	0.079	0.080	17.5	0.096	0.107
CLIP-It [16] (M)	—	—	—	13.5	0.108	0.147
iPTNet [73] (+)	9.5	0.101	0.119	11	0.134	0.163
A2Summ [74] (M)	8	0.108	0.129	10.5	0.137	0.165
VASNet [31] (T)	7	0.160	0.170	9	0.160	0.170
AAAM [75] (T)	—	—	—	6.5	0.169	0.223
MAAM [75] (T)	—	—	—	5.5	0.179	0.236
VSS-Net [76] (ST)	—	—	—	3	0.190	0.249
DMASum [77] (ST)	11	0.063	0.089	1	0.203	0.267
RR-STG [78] (ST)	2.5	<b>0.211*</b>	0.234	7.5	0.162	0.212
MSVA [79] (M)	3.5	0.200	0.230	5.5	0.190	0.210
SSPVS [80] (M)	3*	0.192	<b>0.257*</b>	4.5	0.181	0.238
GoogleNet [81] (ST)	5	0.176	0.197	11.5	0.129	0.163
CSTA [32] (ST)	<b>1</b>	<b>0.246</b>	<b>0.274</b>	<b>2*</b>	<b>0.194*</b>	0.255*
<b>PRISM (Ours)(ST)</b>	<b>6</b>	0.1617	0.2212	<b>9.5</b>	0.1406	0.18

accuracy, detail, specificity, completeness and repetition. Each of these aspects is scored on a scale from 1 to 5. We then compute a weighted average, applying double weight to factual accuracy, and normalize the result to a score between 0 and 1. This forms our normalized LLM Judge Score.

### 4.3 Case study: Medical Datasets Video Summarization

Table 4: MiniCPM achieves strong semantic and procedural summarization scores across Cholec80 and PIT-VIS. Phase coverage is evaluated via LLM-based matching. These models are used as part of the pipeline.

Dataset	Model	BERTScore	Sem-nCG	LLM (Phase Coverage)
Cholec80	LLaMA 3.2-Vision	87.04	76.67	79.01
	Gemma 3	87.33	77.08	77.91
	<b>MiniCPM</b>	<b>86.93</b>	<b>81.11</b>	<b>80.83 ((5.6/7)*100)</b>
PIT-VIS	LLaMA 3.2-Vision	85.05	100.00	74.36
	Gemma 3	84.68	100.00	79.13
	<b>MiniCPM</b>	<b>84.75</b>	<b>97.22</b>	<b>81.95 ((9.24/12)*100)</b>

We explore the applicability of our summarization pipeline in medical settings through a case study on two surgical datasets: Cholec80 and PIT-VIS. Our pipeline uses MiniCPM to generate summaries, which are then evaluated using BERTScore, Sem-nCG, and LLM as a judge for phase level coverage [82].

To assess procedural completeness, we extracted 7 standard surgical phases in Cholec80 and 12 annotated phases in PIT-VIS (excluding pre/post phases with insufficient volume) and checked their presence within the generated summaries using a large language model. On average, MiniCPM captured 5.6/7 phases in Cholec80 and 9.24/12 in PIT-VIS, indicating strong phase-level alignment without direct supervision.

This experiment was conducted to investigate the feasibility of zero-shot textual summarization pipelines that could combine multiple surgical subtasks e.g., frame-level labeling, phase annotation, and summary generation, into a unified algorithm. While we do not position these results as clinically validated, they point to a promising direction for automated surgical video understanding. We invite future research and clinical collaborations to rigorously evaluate and refine such pipelines for real-world deployment.

## 5 Ablation Studies

Table 5: Ablation study results on YouCook2 across different pipeline settings.

<b>Ablation Setting</b>	<b>BLEU</b>	<b>ROUGE-L</b>	<b>BERTScore</b>	<b>METEOR</b>	<b>LLM Judge</b>	<b>Frames</b>	<b>Time (s)</b>
Video-Only Input	1.82	18.40	82.41	19.83	38.64	22.25	71.78
No Stage 2	3.00	28.11	84.12	31.83	79.26	60.07	73.09
No Stage 1	2.80	29.87	84.59	32.66	78.49	22.23	236.46
No Processing	2.70	28.03	84.13	31.83	80.82	322.91	1625.40

We perform ablation studies on YouCook2 and ActivityNet Captions (Appendix E), focusing on summary generation. For efficiency, we evaluate 25% of each dataset. Results are shown in Table 5, with BLEU, ROUGE-L, BERTScore, METEOR, and LLM-Judge scaled to 0–100. The column Time(s) reports the average inference time per video. All ablations use a Stage-2 label-confidence threshold of 0.9, a Stage-1 ResNet frame-difference threshold of 30, and an adaptive sampling batch size of 10. Full experimental settings appear in Appendix A, and hyperparameter analyses appear in Appendix F.

From these studies, we observe that No Stage 2 with 95.4% fewer frames (after grouping) and 95.6% less inference time than No Processing stage, achieves competitive performance across metrics. This shows that our approach matches full-frame performance while eliminating more than 95% of the computational load. We also find that Stage 1 alone is insufficient: since it relies only on motion cues, No Stage 1 setting outperforms No Stage 2 on ROUGE-L, BERTScore, and METEOR, indicating that semantic, label-guided selection contributes more to summary quality than purely motion-based filtering. We also note that in our pipeline, the Video-Only modality outperforms other baselines (Table 1). However, LLM-Judge, which favors factual accuracy, specificity, and complete step reconstruction, shows reduced performance, and the other metrics also decline because many cooking actions and ingredient details in YouCook2 are conveyed primarily in speech, rather than through visual cues. These findings show that label-guided selection is essential for semantic quality, and transcripts further improve coherence on YouCook2.

All configurations use a large language model for summary generation, although smaller models such as LLaMA 3.1-8B can be substituted with minimal accuracy loss. Stage 3, which groups selected frame-label pairs into sets of four, is applied to all configurations except No Processing setting. The Frames column in Table 5 reports selected frames, which Stage 3 groups into sets of four, reducing processed frames to under 5% resulting in improved efficiency and summary coherence.

## 6 Conclusion

In this paper, we introduced a comprehensive framework for summarizing long-form videos that integrates adaptive frame sampling, language model guided label filtering, and temporally grounded visual aggregation. Our method addresses key limitations of prior work, including overreliance on basic visual features, difficulty handling domain-specific procedural content, and poor generalizability to long untrimmed videos. Through experiments on the YouCook2, ActivityNet Captions, TVSUM, SumMe datasets, we demonstrated that our system not only reduces the number of final processed frames to under 5% but also preserves over 80% of semantic information (BERTScore) aligning well with ground truth annotations. Our results highlight the potential of frame-driven bottom-up approaches in producing accurate and domain adaptive video summaries without the need of human annotation. Language models often hallucinate or show issues in consistency; this becomes a limitation in the pipeline due to its reliance on the models. Future work will explore surgical report generation and human evaluation of summarization.

## References

- [1] Yujia Zhang, Qianzhong Li, Xiaoguang Zhao, and Min Tan. Robot learning through observation via coarse-to-fine grained video summarization. *Applied Soft Computing*, 99: 106913, 2021. ISSN 1568-4946. doi: <https://doi.org/10.1016/j.asoc.2020.106913>. URL <https://www.sciencedirect.com/science/article/pii/S1568494620308516>.
- [2] Hannah Gonzalez, Jiening Li, Helen Jin, Jiaxuan Ren, Hongyu Zhang, Ayotomiwa Akinyele, Adrian Wang, Eleni Miltsakaki, Ryan Baker, and Chris Callison-Burch. Automatically generated summaries of video lectures may enhance students’ learning experience. In Ekaterina Kochmar, Jill Burstein, Andrea Horbach, Ronja Laarmann-Quante, Nitin Madnani, Anaïs Tack, Victoria Yaneva, Zheng Yuan, and Torsten Zesch, editors, *Proceedings of the 18th Workshop on Innovative Use of NLP for Building Educational Applications (BEA 2023)*, pages 382–393, Toronto, Canada, July 2023. Association for Computational Linguistics. doi: 10.18653/v1/2023.bea-1.31. URL <https://aclanthology.org/2023.bea-1.31/>.
- [3] Shu Yang, Luyang Luo, Qiong Wang, and Hao Chen. Surgformer: Surgical transformer with hierarchical temporal attention for surgical phase recognition, 2024. URL <https://arxiv.org/abs/2408.03867>.
- [4] Ziyi Wang, Bo Lu, Yonghao Long, Fangxun Zhong, Tak-Hong Cheung, Qi Dou, and Yunhui Liu. Autolaparo: A new dataset of integrated multi-tasks for image-guided surgical automation in laparoscopic hysterectomy, 2022. URL <https://arxiv.org/abs/2208.02049>.
- [5] Jingyang Lin, Jialian Wu, Ximeng Sun, Ze Wang, Jiang Liu, Yusheng Su, Xiaodong Yu, Hao Chen, Jiebo Luo, Zicheng Liu, and Emad Barsoum. Unleashing hour-scale video training for long video-language understanding, 2025. URL <https://arxiv.org/abs/2506.05332>.
- [6] Sung Cho and Suk-Ju Kang. Histogram shape-based scene-change detection algorithm. *IEEE Access*, PP:1–1, 02 2019. doi: 10.1109/ACCESS.2019.2898889.
- [7] Engin Mendi, Hélio B. Clemente, and Coskun Bayrak. Sports video summarization based on motion analysis. *Computers and Electrical Engineering*, 39(3):790–796, 2013. ISSN 0045-7906. doi: <https://doi.org/10.1016/j.compeleceng.2012.11.020>. URL <https://www.sciencedirect.com/science/article/pii/S0045790612002364>. Special issue on Image and Video Processing Special issue on Recent Trends in Communications and Signal Processing.
- [8] Sharanjeet Kaur Sandhu and Anupam Agarwal. Summarizing videos by key frame extraction using ssim and other visual features. In *Proceedings of the Sixth International Conference on Computer and Communication Technology 2015, ICCCT ’15*, page 209–213, New York, NY, USA, 2015. Association for Computing Machinery. ISBN 9781450335522. doi: 10.1145/2818567.2818607. URL <https://doi.org/10.1145/2818567.2818607>.
- [9] Mrigank Rochan, Linwei Ye, and Yang Wang. Video summarization using fully convolutional sequence networks, 2018. URL <https://arxiv.org/abs/1805.10538>.
- [10] Behrooz Mahasseni, Michael Lam, and Sinisa Todorovic. Unsupervised video summarization with adversarial lstm networks. In *2017 IEEE Conference on Computer Vision and Pattern Recognition (CVPR)*, pages 2982–2991, 2017. doi: 10.1109/CVPR.2017.318.
- [11] Dawit Mureja Argaw, Seunghyun Yoon, Fabian Caba Heilbron, Hanieh Deilamsalehy, Trung Bui, Zhaowen Wang, Franck Dernoncourt, and Joon Son Chung. Scaling up video summarization pretraining with large language models, 2024. URL <https://arxiv.org/abs/2404.03398>.
- [12] Michael Gygli, Helmut Grabner, Hayko Riemenschneider, and Luc Van Gool. Creating summaries from user videos. In *European conference on computer vision*, pages 505–520. Springer, 2014.
- [13] Yale Song, Jordi Vallmitjana, Amanda Stent, and Alejandro Jaimes. Tvsum: Summarizing web videos using titles. In *2015 IEEE Conference on Computer Vision and Pattern Recognition (CVPR)*, pages 5179–5187, 2015. doi: 10.1109/CVPR.2015.7299154.

- [14] Alec Radford, Jong Wook Kim, Chris Hallacy, Aditya Ramesh, Gabriel Goh, Sandhini Agarwal, Girish Sastry, Amanda Askell, Pamela Mishkin, Jack Clark, Gretchen Krueger, and Ilya Sutskever. Learning transferable visual models from natural language supervision, 2021. URL <https://arxiv.org/abs/2103.00020>.
- [15] Junnan Li, Dongxu Li, Caiming Xiong, and Steven Hoi. Blip: Bootstrapping language-image pre-training for unified vision-language understanding and generation, 2022. URL <https://arxiv.org/abs/2201.12086>.
- [16] Medhini Narasimhan, Anna Rohrbach, and Trevor Darrell. Clip-it! language-guided video summarization, 2021. URL <https://arxiv.org/abs/2107.00650>.
- [17] Cairong Zhao, Chutian Wang, Zifan Song, Guosheng Hu, Haonan Chen, and Xiaofan Zhai. Cap2sum: Learning to summarize videos by generating captions, 2024. URL <https://arxiv.org/abs/2408.12800>.
- [18] Kailong Tan, Yuxiang Zhou, Qianchen Xia, Rui Liu, and Yong Chen. Large model based sequential keyframe extraction for video summarization, 2024. URL <https://arxiv.org/abs/2401.04962>.
- [19] Shu Zhang, Yingying Zhu, and Amit K. Roy-Chowdhury. Context-aware surveillance video summarization. *IEEE Transactions on Image Processing*, 25(11):5469–5478, 2016. doi: 10.1109/TIP.2016.2601493.
- [20] Hai-Dang Huynh-Lam, Ngoc-Phuong Ho-Thi, Minh-Triet Tran, and Trung-Nghia Le. *Cluster-Based Video Summarization with Temporal Context Awareness*, page 15–28. Springer Nature Singapore, 2024. ISBN 9789819703760. doi: 10.1007/978-981-97-0376-0\_2. URL [http://dx.doi.org/10.1007/978-981-97-0376-0\\_2](http://dx.doi.org/10.1007/978-981-97-0376-0_2).
- [21] Luowei Zhou, Nathan Louis, and Jason J. Corso. Weakly-supervised video object grounding from text by loss weighting and object interaction, 2018. URL <https://arxiv.org/abs/1805.02834>.
- [22] Ranjay Krishna, Kenji Hata, Frederic Ren, Li Fei-Fei, and Juan Carlos Niebles. Dense-captioning events in videos, 2017. URL <https://arxiv.org/abs/1705.00754>.
- [23] Alon Lavie and Abhaya Agarwal. Meteor: an automatic metric for mt evaluation with high levels of correlation with human judgments. In *Proceedings of the Second Workshop on Statistical Machine Translation*, StatMT ’07, page 228–231, USA, 2007. Association for Computational Linguistics.
- [24] Marc Junyent, Pablo Beltran, Miquel Farré, Jordi Pont-Tuset, Alexandre Chapiro, and Aljoscha Smolic. Video content and structure description based on keyframes, clusters and storyboards. In *2015 IEEE 17th International Workshop on Multimedia Signal Processing (MMSP)*, pages 1–6, 2015. doi: 10.1109/MMSP.2015.7340866.
- [25] Imran Alam, Devesh Jalan, Priti Shaw, and Partha Pratim Mohanta. Motion based video skimming. In *2020 IEEE Calcutta Conference (CALCON)*, pages 407–411, 2020. doi: 10.1109/CALCON49167.2020.9106488.
- [26] Sandra E. F. de Avila, Antonio Jr., Arnaldo de A. Araújo, and Matthieu Cord. Vsumm an approach for automatic video summarization and quantitative evaluation. In *2008 XXI Brazilian Symposium on Computer Graphics and Image Processing*, pages 103–110, 2008. doi: 10.1109/SIBGRAPI.2008.31.
- [27] W. Wolf. Key frame selection by motion analysis. In *1996 IEEE International Conference on Acoustics, Speech, and Signal Processing Conference Proceedings*, volume 2, pages 1228–1231 vol. 2, 1996. doi: 10.1109/ICASSP.1996.543588.
- [28] WenLin Li, DeYu Qi, ChangJian Zhang, Jing Guo, and JiaJun Yao. Video summarization based on mutual information and entropy sliding window method. *Entropy*, 22(11), 2020. ISSN 1099-4300. doi: 10.3390/e22111285. URL <https://www.mdpi.com/1099-4300/22/11/1285>.

- [29] Ke Zhang, Wei-Lun Chao, Fei Sha, and Kristen Grauman. Video summarization with long short-term memory, 2016. URL <https://arxiv.org/abs/1605.08110>.
- [30] Kaiyang Zhou, Yu Qiao, and Tao Xiang. Deep reinforcement learning for unsupervised video summarization with diversity-representativeness reward. *Proceedings of the AAAI Conference on Artificial Intelligence*, 32(1), Apr. 2018. doi: 10.1609/aaai.v32i1.12255. URL <https://ojs.aaai.org/index.php/AAAI/article/view/12255>.
- [31] Jiri Fajtl, Hajar Sadeghi Sokeh, Vasileios Argyriou, Dorothy Monekosso, and Paolo Remagnino. Summarizing videos with attention, 2019. URL <https://arxiv.org/abs/1812.01969>.
- [32] Jaewon Son, Jaehun Park, and Kwangsu Kim. Csta cnn-based spatiotemporal attention for video summarization, 2024. URL <https://arxiv.org/abs/2405.11905>.
- [33] Aidean Sharghi, Jacob S. Laurel, and Boqing Gong. Query-focused video summarization: Dataset, evaluation, and a memory network based approach, 2017. URL <https://arxiv.org/abs/1707.04960>.
- [34] Yujia Zhang, Michael Kampffmeyer, Xiaodan Liang, Min Tan, and Eric P. Xing. Query-conditioned three-player adversarial network for video summarization, 2018. URL <https://arxiv.org/abs/1807.06677>.
- [35] Toqa Alaa, Ahmad Mongy, Assem Bakr, Mariam Diab, and Walid Gomaa. Video summarization techniques: A comprehensive review, 2024. URL <https://arxiv.org/abs/2410.04449>.
- [36] Pawara Gunawardena, Heshan Sudarshana, Oshada Amila, Rashmika Nawaratne, Damminda Alahakoon, Amal S. Perera, and Charith Chitraranjan. Interest-oriented video summarization with keyframe extraction. In *2019 19th International Conference on Advances in ICT for Emerging Regions (ICTer)*, volume 250, pages 1–8, 2019. doi: 10.1109/ICTer48817.2019.9023769.
- [37] Zhuo Lei, Chao Zhang, Qian Zhang, and Guoping Qiu. Framerank: A text processing approach to video summarization, 2019. URL <https://arxiv.org/abs/1904.05544>.
- [38] Kishore Papineni, Salim Roukos, Todd Ward, and Wei-Jing Zhu. Bleu: a method for automatic evaluation of machine translation. In *Proceedings of the 40th Annual Meeting on Association for Computational Linguistics, ACL '02*, page 311–318, USA, 2002. Association for Computational Linguistics. doi: 10.3115/1073083.1073135. URL <https://doi.org/10.3115/1073083.1073135>.
- [39] Chin-Yew Lin. ROUGE: A package for automatic evaluation of summaries. In *Text Summarization Branches Out*, pages 74–81, Barcelona, Spain, July 2004. Association for Computational Linguistics. URL <https://aclanthology.org/W04-1013/>.
- [40] Tianyi Zhang, Varsha Kishore, Felix Wu, Kilian Q. Weinberger, and Yoav Artzi. Bertscore: Evaluating text generation with bert, 2020. URL <https://arxiv.org/abs/1904.09675>.
- [41] Kaiming He, Xiangyu Zhang, Shaoqing Ren, and Jian Sun. Deep residual learning for image recognition, 2015. URL <https://arxiv.org/abs/1512.03385>.
- [42] R. Killick, P. Fearnhead, and I. A. Eckley. Optimal detection of changepoints with a linear computational cost. *Journal of the American Statistical Association*, 107(500):1590–1598, October 2012. ISSN 1537-274X. doi: 10.1080/01621459.2012.737745. URL <http://dx.doi.org/10.1080/01621459.2012.737745>.
- [43] Gemma Team, Aishwarya Kamath, Johan Ferret, Shreya Pathak, Nino Vieillard, Ramona Merhej, Sarah Perrin, Tatiana Matejovicova, Alexandre Ramé, and Morgane Rivière et al. Gemma 3 technical report, 2025. URL <https://arxiv.org/abs/2503.19786>.
- [44] Aaron Grattafiori, Abhimanyu Dubey, Abhinav Jauhri, Abhinav Pandey, Abhishek Kadian, Ahmad Al-Dahle, Aiesha Letman, Akhil Mathur, Alan Schelten, and Alex Vaughan et al. The llama 3 herd of models, 2024. URL <https://arxiv.org/abs/2407.21783>.

- [45] Yuan Yao, Tianyu Yu, Ao Zhang, Chongyi Wang, Junbo Cui, Hongji Zhu, Tianchi Cai, Haoyu Li, Weilin Zhao, Zhihui He, Qianyu Chen, Huarong Zhou, Zhensheng Zou, Haoye Zhang, Shengding Hu, Zhi Zheng, Jie Zhou, Jie Cai, Xu Han, Guoyang Zeng, Dahai Li, Zhiyuan Liu, and Maosong Sun. Minicpm-v: A gpt-4v level mllm on your phone, 2024. URL <https://arxiv.org/abs/2408.01800>.
- [46] OpenAI, Josh Achiam, Steven Adler, Sandhini Agarwal, Lama Ahmad, Ilge Akkaya, Floren-  
cia Leoni Aleman, Diogo Almeida, Janko Altschmidt, Sam Altman, and Shyamal Anadkat  
et al. Gpt-4 technical report, 2024. URL <https://arxiv.org/abs/2303.08774>.
- [47] Sheng Zhang, Yanbo Xu, Naoto Usuyama, Hanwen Xu, Jaspreet Bagga, Robert Tinn, Sam  
Preston, Rajesh Rao, Mu Wei, Naveen Valluri, Cliff Wong, Andrea Tupini, Yu Wang, Matt  
Mazzola, Swadheen Shukla, Lars Liden, Jianfeng Gao, Angela Crabtree, Brian Piening, Carlo  
Bifulco, Matthew P. Lungren, Tristan Naumann, Sheng Wang, and Hoifung Poon. Biomedclip:  
a multimodal biomedical foundation model pretrained from fifteen million scientific image-text  
pairs, 2025. URL <https://arxiv.org/abs/2303.00915>.
- [48] Sunil S Harakannanavar, Shaik Sameer, Vikash Kumar, Sunil B, Adithya A, and Veena Pu-  
ranikmath. Robust video summarization algorithm using supervised machine learning. *Global  
Transitions Proceedings*, 3, 04 2022. doi: 10.1016/j.gltp.2022.04.009.
- [49] Dohwan Ko, Joonmyung Choi, Hyeong Kyu Choi, Kyoung-Woon On, Byungseok Roh, and  
Hyunwoo J. Kim. Meltr: Meta loss transformer for learning to fine-tune video foundation  
models, 2023. URL <https://arxiv.org/abs/2303.13009>.
- [50] Simon Ging, Mohammadreza Zolfaghari, Hamed Pirsiavash, and Thomas Brox. Coot:  
Cooperative hierarchical transformer for video-text representation learning, 2020. URL  
<https://arxiv.org/abs/2011.00597>.
- [51] Luowei Zhou, Yingbo Zhou, Jason J. Corso, Richard Socher, and Caiming Xiong. End-to-end  
dense video captioning with masked transformer, 2018. URL <https://arxiv.org/abs/1804.00819>.
- [52] Chen Sun, Austin Myers, Carl Vondrick, Kevin Murphy, and Cordelia Schmid. Videobert: A  
joint model for video and language representation learning, 2019. URL <https://arxiv.org/abs/1904.01766>.
- [53] Zhuoyang Xie, Yan Yang, Yankai Yu, Jie Wang, Yongquan Jiang, and Xiao Wu. Exploring  
temporal event cues for dense video captioning in cyclic co-learning, 2024. URL <https://arxiv.org/abs/2412.11467>.
- [54] Teng Wang, Ruimao Zhang, Zhichao Lu, Feng Zheng, Ran Cheng, and Ping Luo. End-to-end  
dense video captioning with parallel decoding, 2021. URL <https://arxiv.org/abs/2108.07781>.
- [55] Antoine Yang, Arsha Nagrani, Paul Hongsuck Seo, Antoine Miech, Jordi Pont-Tuset, Ivan  
Laptev, Josef Sivic, and Cordelia Schmid. Vid2seq: Large-scale pretraining of a visual language  
model for dense video captioning, 2023. URL <https://arxiv.org/abs/2302.14115>.
- [56] Minkuk Kim, Hyeon Bae Kim, Jinyoung Moon, Jinwoo Choi, and Seong Tae Kim. Do  
you remember? dense video captioning with cross-modal memory retrieval, 2024. URL  
<https://arxiv.org/abs/2404.07610>.
- [57] Chen Sun, Fabien Baradel, Kevin Murphy, and Cordelia Schmid. Learning video representations  
using contrastive bidirectional transformer, 2019. URL <https://arxiv.org/abs/1906.05743>.
- [58] Linchao Zhu and Yi Yang. Actbert: Learning global-local video-text representations, 2020.  
URL <https://arxiv.org/abs/2011.07231>.
- [59] Botian Shi, Lei Ji, Yaobo Liang, Nan Duan, Peng Chen, Zhendong Niu, and Ming Zhou.  
Dense procedure captioning in narrated instructional videos. In Anna Korhonen, David Traum,  
and Lluís Màrquez, editors, *Proceedings of the 57th Annual Meeting of the Association for*

- Computational Linguistics*, pages 6382–6391, Florence, Italy, July 2019. Association for Computational Linguistics. doi: 10.18653/v1/P19-1641. URL <https://aclanthology.org/P19-1641/>.
- [60] Jack Hessel, Bo Pang, Zhenhai Zhu, and Radu Soricut. A case study on combining asr and visual features for generating instructional video captions, 2019. URL <https://arxiv.org/abs/1910.02930>.
  - [61] Yizhe Li, Sanping Zhou, Zheng Qin, and Le Wang. Pr-detr: Injecting position and relation prior for dense video captioning, 2025. URL <https://arxiv.org/abs/2506.16082>.
  - [62] Xingyi Zhou, Anurag Arnab, Shyamal Buch, Shen Yan, Austin Myers, Xuehan Xiong, Arsha Nagrani, and Cordelia Schmid. Streaming dense video captioning, 2024. URL <https://arxiv.org/abs/2404.01297>.
  - [63] Huaishao Luo, Lei Ji, Botian Shi, Haoyang Huang, Nan Duan, Tianrui Li, Jason Li, Taroan Bharti, and Ming Zhou. Univl: A unified video and language pre-training model for multimodal understanding and generation, 2020. URL <https://arxiv.org/abs/2002.06353>.
  - [64] Humam Alwassel, Silvio Giancola, and Bernard Ghanem. Tsp: Temporally-sensitive pretraining of video encoders for localization tasks, 2021. URL <https://arxiv.org/abs/2011.11479>.
  - [65] Teng Wang, Jinrui Zhang, Feng Zheng, Wenhao Jiang, Ran Cheng, and Ping Luo. Learning grounded vision-language representation for versatile understanding in untrimmed videos, 2023. URL <https://arxiv.org/abs/2303.06378>.
  - [66] Vladimir Iashin and Esa Rahtu. A better use of audio-visual cues: Dense video captioning with bi-modal transformer, 2020. URL <https://arxiv.org/abs/2005.08271>.
  - [67] Aman Chadha, Gurmeet Arora, and Navpreet Kaloty. iperceive: Applying common-sense reasoning to multi-modal dense video captioning and video question answering, 2020. URL <https://arxiv.org/abs/2011.07735>.
  - [68] Chandresh S. Kanani, Sriparna Saha, and Pushpak Bhattacharyya. Global object proposals for improving multi-sentence video descriptions. In *2021 International Joint Conference on Neural Networks (IJCNN)*, pages 1–7, 2021. doi: 10.1109/IJCNN52387.2021.9533883.
  - [69] Bin Zhao, Xuelong Li, and Xiaoqiang Lu. Hsa-rnn hierarchical structure-adaptive rnn for video summarization. In *2018 IEEE/CVF Conference on Computer Vision and Pattern Recognition*, pages 7405–7414, 2018. doi: 10.1109/CVPR.2018.00773.
  - [70] Guoqiang Liang, Yanbing Lv, Shucheng Li, Xiahong Wang, and Yanning Zhang. Video summarization with a dual-path attentive network. *Neurocomputing*, 467(C):1–9, January 2022. ISSN 0925-2312. doi: 10.1016/j.neucom.2021.09.015. URL <https://doi.org/10.1016/j.neucom.2021.09.015>.
  - [71] Wencheng Zhu, Jiwen Lu, Jiahao Li, and Jie Zhou. Dsnet: A flexible detect-to-summarize network for video summarization. *IEEE Transactions on Image Processing*, 30:948–962, January 2021. ISSN 1057-7149. doi: 10.1109/TIP.2020.3039886. URL <https://doi.org/10.1109/TIP.2020.3039886>.
  - [72] Bin Zhao, Maoguo Gong, and Xuelong Li. Hierarchical multimodal transformer to summarize videos. *Neurocomputing*, 468:360–369, 2022. ISSN 0925-2312. doi: <https://doi.org/10.1016/j.neucom.2021.10.039>. URL <https://www.sciencedirect.com/science/article/pii/S0925231221015253>.
  - [73] Hao Jiang and Yadong Mu. Joint video summarization and moment localization by cross-task sample transfer. In *2022 IEEE/CVF Conference on Computer Vision and Pattern Recognition (CVPR)*, pages 16367–16377, 2022. doi: 10.1109/CVPR52688.2022.01590.
  - [74] Bo He, Jun Wang, Jielin Qiu, Trung Bui, Abhinav Shrivastava, and Zhaowen Wang. Align and attend multimodal summarization with dual contrastive losses, 2023. URL <https://arxiv.org/abs/2303.07284>.

- [75] Hacene Terbouche, Maryan Morel, Mariano Rodriguez, and Alice Othmani. Multi-annotation attention model for video summarization. In *2023 IEEE/CVF Conference on Computer Vision and Pattern Recognition Workshops (CVPRW)*, pages 3143–3152, 2023. doi: 10.1109/CVPRW59228.2023.00316.
- [76] Yunzuo Zhang, Yameng Liu, Weili Kang, and Ran Tao. Vss-net visual semantic self-mining network for video summarization. *IEEE Transactions on Circuits and Systems for Video Technology*, PP:1–1, 01 2023. doi: 10.1109/TCSVT.2023.3312325.
- [77] Junyan Wang, Yang Bai, Yang Long, Bingzhang Hu, Zhenhua Chai, Yu Guan, and Xiaolin Wei. Query twice dual mixture attention meta learning for video summarization. In *Proceedings of the 28th ACM International Conference on Multimedia*, MM 20, page 4023–4031. ACM, October 2020. doi: 10.1145/3394171.3414064. URL <http://dx.doi.org/10.1145/3394171.3414064>.
- [78] Wencheng Zhu, Yucheng Han, Jiwen Lu, and Jie Zhou. Relational reasoning over spatial-temporal graphs for video summarization. *IEEE Transactions on Image Processing*, 31:3017–3031, 2022. doi: 10.1109/TIP.2022.3163855.
- [79] Junaid Ahmed Ghauri, Sherzod Hakimov, and Ralph Ewerth. Supervised video summarization via multiple feature sets with parallel attention, 2021. URL <https://arxiv.org/abs/2104.11530>.
- [80] Haopeng Li, Qihong Ke, Mingming Gong, and Tom Drummond. Progressive video summarization via multimodal self-supervised learning. In *2023 IEEE/CVF Winter Conference on Applications of Computer Vision (WACV)*, pages 5573–5582, 2023. doi: 10.1109/WACV56688.2023.00554.
- [81] Christian Szegedy, Wei Liu, Yangqing Jia, Pierre Sermanet, Scott Reed, Dragomir Anguelov, Dumitru Erhan, Vincent Vanhoucke, and Andrew Rabinovich. Going deeper with convolutions, 2014. URL <https://arxiv.org/abs/1409.4842>.
- [82] Mousumi Akter and Santu Karmaker. Redundancy aware multi-reference based gainwise evaluation of extractive summarization, 2024. URL <https://arxiv.org/abs/2308.02270>.

## Appendix

### A. Experimental Settings

All experiments were conducted on NVIDIA A100 GPUs (40GB HBM2 memory per GPU). The software stack consisted of Python 3.10, PyTorch 2.1, and CUDA 11.8. Inference of vision and language models was performed using the Ollama library and OpenAI GPT-4 API, with a temperature set to 0.0 for deterministic outputs where applicable. Data preprocessing and frame extraction used OpenCV, with all videos sampled at 1 frame per second (fps) for efficiency. ResNet18 was used with torchvision’s pre-trained models.

### B. Dataset Statistics

**Table 6** presents key statistics for YouCook2 and ActivityNet Captions datasets, including the number of videos and average video duration. These statistics provide essential context for the scale and diversity of each dataset, helping to interpret experimental results and facilitate reproducibility. All ablation studies and sensitivity analyses in this work were performed exclusively on the validation sets, as test labels are not publicly available.

Table 6: Summary statistics for the official dataset

Dataset	#Videos	Avg Duration (min)
YouCook2	414	5.26
ActivityNet Captions	4917	2



For all experiments, videos were sampled at 1 frame per second (fps) to ensure a balance between comprehensive temporal coverage and manageable computational resource usage. The combination of YouCook2 and ActivityNet Captions enables us to comprehensively evaluate our pipeline’s effectiveness in diverse real-world scenarios. YouCook2 consists of long-form cooking videos, where each video follows a detailed procedural sequence to fulfill a recipe. ActivityNet Captions encompasses a wide variety of activities, ranging from sports and hobbies to daily routines represented by much shorter video segments. This diversity allows us to demonstrate our pipeline’s ability to deliver robust content coverage and summarization quality across both long, structured instructional content and shorter, more varied event-driven videos, while operating under practical computational constraints.

### C. Evaluating video captioning performance

Predicted and ground truth video captions	Scores
<p><b>Segment 1</b></p> <p><b>Predicted:</b> In this instructional tutorial, Amelia Smith shares her professional insights on achieving voluminous curls using hot roller pins.</p> <p><b>Ground Truth:</b> A lady is combing another lady's hair as the title is shown.</p>	<p>BLEU: 1.3            ROUGE-L: 0.0            METEOR: 3.4            BERTScore F1:84.4            Sem-nCG: 100            LLM Judge: 20</p>
<p><b>Segment 2</b></p> <p><b>Predicted:</b> The video provides a step-by-step approach, beginning with a demonstration of necessary tools—styling comb, rollers, and pins—emphasizing the superior functionality of alligator-type clips.</p> <p><b>Ground Truth:</b> We see the supplies the lady will be using as she talks to the camera.</p>	<p>BLEU: 1.2            ROUGE-L: 9.3            METEOR: 11.7            BERTScore F1:86.1            Sem-nCG: 100            LLM Judge: 63.4</p>
<p><b>Segment 3</b></p> <p><b>Predicted:</b> Amelia guides viewers through the process of preparing the hair: combing, sectioning, and properly aligning rollers for optimal curl definition.</p> <p><b>Ground Truth:</b> The stylist combs the customer's hair, and adds a roller.</p>	<p>BLEU: 3.1            ROUGE-L: 32.2            METEOR: 37.7            BERTScore F1:88.3            Sem-nCG: 100            LLM Judge: 50</p>
<p><b>Segment 4</b></p> <p><b>Predicted:</b> She offers practical tips, such as adjusting the pin's angle to ensure a secure hold, adapting the pin placement depending on the roller orientation, and modifying pins over time to maintain their snugness.</p> <p><b>Ground Truth:</b> The stylist removes the roller and adds another.</p>	<p>BLEU: 1.9            ROUGE-L: 19            METEOR: 31.2            BERTScore F1:86.2            Sem-nCG: 100            LLM Judge: 23.4</p>
<p><b>Segment 5</b></p> <p><b>Predicted:</b> The tutorial concludes with essential final adjustments, showcasing Amelia's dedication to detail in setting the perfect hairstyle.</p> <p><b>Ground Truth:</b> The stylist removes that one and adds a vertical one.</p>	<p>BLEU: 1.5            ROUGE-L: 7.1            METEOR: 8.4            BERTScore F1:86.4            Sem-nCG: 100            LLM Judge: 30</p>
<p><b>Segment 6</b></p> <p><b>Predicted:</b> Her approachable explanations and expert advice empower viewers to confidently craft stunning curls, fostering both beginner and seasoned stylists to enhance their hairstyling skills from the comfort of home.</p> <p><b>Ground Truth:</b> The stylist speaks and the video end</p>	<p>BLEU: 1.2            ROUGE-L: 11.1            METEOR: 19.4            BERTScore F1:85.3            Sem-nCG: 100            LLM Judge: 33.4</p>

Figure 4: Predicted and ground truth video captions with scores for a sample video from the ActivityNet Captions dataset.

All scores here are scaled to 0-100. Figure 4 represents the PRISM-generated caption vs. ground truth on a sample video from ActivityNet Captions dataset; the predicted captions capture the instructional flow of the video, aligning well with the ground truth across segments. Despite minor lexical variations, high BERTScore and consistent LLM Judge scores indicate strong semantic overlap and

Predicted and ground truth video captions	Scores
<p><b>Segment 1</b></p> <p><b>Predicted:</b> Begin by boiling water in a large pot. Once boiling, add miso paste, soy sauce, frozen veggies, and mushrooms, then let the mixture sit for a few minutes.</p> <p><b>Ground Truth:</b> add miso paste soy sauce frozen veggies and the mushrooms to the pot of water. Mix and boil the ingredients.</p>	<p>BLEU: 6.3  ROUGE-L: 41.7  METEOR: 51.7  BERTScore: 91.2  Sem-nCG: 100  LLM Judge: 80</p>
<p><b>Segment 2</b></p> <p><b>Predicted:</b> Once the broth starts boiling again, add the pre-cooked udon noodles and let them cook for a couple of minutes.</p> <p><b>Ground Truth:</b> add some udon noodles to the broth.</p>	<p>BLEU: 4.2  ROUGE-L: 21.4  METEOR: 45.3  BERTScore F1: 90.7  Sem-nCG: 100  LLM Judge: 66.6</p>
<p><b>Segment 3</b></p> <p><b>Predicted:</b> Finally, incorporate shredded green onions and cubed tofu into the pot. Throughout the process, monitor the cooking to ensure everything is perfectly done. Serve the soup hot, enjoying the blend of flavors.</p> <p><b>Ground Truth:</b> add some leaves of chard and tofu to the broth.</p>	<p>BLEU: 1.2  ROUGE-L: 19  METEOR: 21.9  BERTScore F1: 88.4  Sem-nCG: 100  LLM Judge: 50</p>

Figure 5: Predicted and ground truth video captions with scores for a sample video from the YouCook2 dataset.

overall quality. The model demonstrates a robust ability to generate coherent, contextually appropriate summaries.

Figure 5 shows the PRISM-generated caption vs. ground truth on a sample video from YouCook2 dataset. The predicted captions closely align with the ground truth, especially in capturing sequential steps, as reflected in the high BERTScore and LLM Judge values. This highlights the system’s effectiveness in both procedural understanding and summarization of activities or tasks with shorter durations.

#### D. Implementation Details

For each dataset, videos were downloaded and processed according to the original dataset splits. Frames were extracted at 1 fps, then the frame feature difference threshold was set to 30 unless otherwise noted. Label assignment was conducted using the specified VLM (Gemma3, MiniCPM, GPT-4V), followed by GPT-4-based semantic filtering with temperature 0 for deterministic output. Label–frame pairs required cosine similarity  $\geq 0.9$  with a vision encoder (e.g., CLIP) to be accepted. Sliding window-based summaries were generated and aggregated using LLMs as described in the main paper. No manual annotation or fine-tuning was performed.

#### E. Ablation Studies

In the main paper, we present ablation results for YouCook2, as it contains longer and more procedurally complex videos, making it the best representative of PRISM’s strengths and challenges. We also conduct these experiments for ActivityNet Captions. Table 7 provides detailed ablation study results for ActivityNet Captions. We multiply the normalized scores by 100 to bring all numbers on the same scale.

All scores are scaled to 0-100. The Sem-nCG score was 100 in all settings. These results demonstrate that the pipeline exhibits consistent performance in ActivityNet Captions across a range of hyperparameters, with only minor changes in key summary quality metrics. This mirrors the findings for YouCook2 in the main paper, where the approach maintains strong performance despite parameter

Table 7: Ablation study results across different pipeline settings. We report BLEU, ROUGE-L, BERTScore, METEOR, LLM Judge score, number of selected frames, and processing time (in seconds).

Ablation Setting	BLEU	ROUGE-L	BERTScore	METEOR	LLM Judge	Frames	Time (s)
Video-Only Input	0.970	9.040	80.980	17.290	37.540	18.39	40.37
No Stage 2	0.990	8.770	81.190	17.590	43.328	20.04	28.52
No Stage 1	0.970	8.680	81.290	17.470	43.572	17.39	88.69
No Processing	0.910	7.870	80.560	16.090	43.752	111.88	130.06

variation. The consistency of these results across datasets further supports the generalizability of our method.

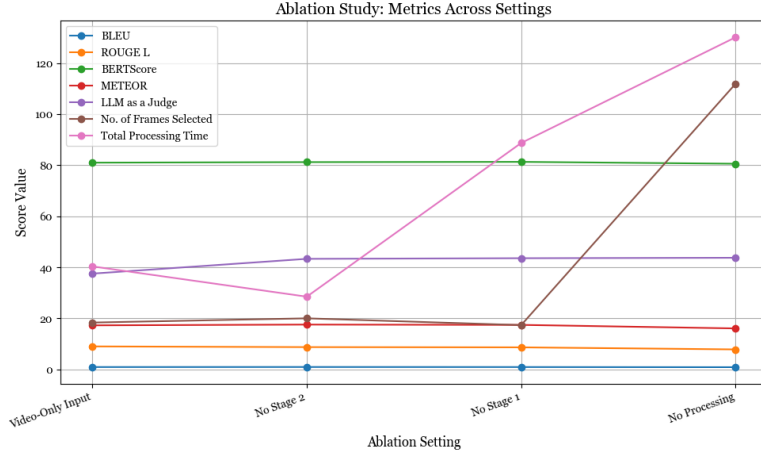


Figure 6: Ablation study results showing evaluation metrics across different settings.

ActivityNet Captions contains short, motion-dense clips (for example, a woman dancing). Across ablation settings in Table 7, we observe that the No Processing stage achieves the highest LLM-Judge score since using all frames produces long, highly detailed summaries that the evaluator tends to reward. However, No Stage 2 and No Stage 1 obtain nearly identical LLM-Judge and lexical metric scores (METEOR, BLEU, ROUGE-L, BERTScore) while using 96.3% fewer frames and 95.6% less inference time compared to the No Processing stage. This indicates that the strong motion patterns in ActivityNet Captions allow motion-based filtering alone to capture most meaningful events.

The Video-Only input setting also performs strongly across metrics while using 95.9% fewer frames and achieving 69% lower inference time, since visual information becomes more reliable in ActivityNet Captions where audio transcripts are often sparse or off-topic. Its LLM-Judge score, however, is lower because the evaluator favors factual accuracy, specificity, and complete step reconstruction, and the summaries lose narrative continuity when the video briefly shifts away from the main subject. The goal of our pipeline is to produce detailed, comprehensive summaries that include every minute aspect of the video, whereas the dataset’s ground-truth annotations focus mainly on the primary activity. This difference in summarization granularity results in the performance gap reflected in the LLM-Judge scores.

In this dataset, motion-based filtering is already highly effective, and both pathways yield similar performance. The Video-Only modality offers an excellent trade-off, performing competitively while remaining extremely efficient, and illustrating that our pipeline adapts naturally to motion-driven datasets. At the same time, on datasets like YouCook2, where procedures are longer and more semantically nuanced, the label-guided pathway and transcript-aware stages become essential. This demonstrates that the pipeline is highly generalizable, automatically shifting between motion-based cues and semantic label-guided reasoning depending on the characteristics of the dataset, while maintaining strong performance across both settings.

In Figure 6, it can be observed that while the number of frames selected and time taken to process frames varies significantly across different ablation settings, the key evaluation metrics (BLEU, ROUGE-L, BERTScore, METEOR, and LLM as a Judge) remain relatively stable, indicating robustness in summary quality. However, the full pipeline achieves higher scores, demonstrating that combining all stages together has the most effective video summarization performance.

## F. Hyperparameter Sensitivity

We conduct hyperparameter sensitivity experiments using a stable configuration of Stage 2 threshold = 0.9, Stage 1 threshold = 30, and adaptive sampling batch size = 10, unless stated otherwise. When a specific setting is mentioned (e.g., Stage 2 = 0.5), only that parameter is varied, while the others remain fixed. These experiments are performed on both YouCook2 and ActivityNet Captions. All evaluation metrics and relevant frame-label statistics are reported to ensure transparency and reproducibility. All scores are scaled to 0-100.

We chose these defaults as a representative baseline, as a lower Stage 2 threshold like 0.5 might intuitively select more frames; in our setup the number of high-scoring frames remains stable due to the nature of the datasets and label distributions. In longer videos (e.g., 40 minutes or more) or high-stakes domains (e.g., surgical videos), strict thresholds (e.g., 0.9 in stage 2) would likely filter out noise or ambiguity in frames, resulting in more significant differences.

For Stage 1, in the ResNet frame feature difference threshold, we compare thresholds of 10 vs. 30 vs. 50, where a lower value retains more candidate frames, and a higher value aims to significantly reduce redundancy. While experimenting with ResNet variants (ResNet-18, ResNet-50, etc.), we observed that deeper networks like ResNet-50 result in fewer frames passing Stage 1, reducing diversity in Stage 1 itself. Hence, we prioritize maintaining a diverse and sufficient sample for Stage 2 and downstream processing, settling on ResNet-18 as a practical trade-off. We also explore adaptive sampling batch sizes (10 vs. 15), where smaller sizes tend to generate more label diversity, and larger sizes produce more conservative label sets.

Table 8: Hyperparameter sensitivity analysis on YouCook2.

Setting	BERTScore	BLEU	METEOR	ROUGE	Selected Frames	Extracted Frames	Filtered Frames	Labels per Video
stage 2: 0.5	84.87	2.31	31.98	24.53	58.67	325.13	60.51	9.54
stage 2: 0.7	84.70	2.29	32.61	24.29	58.87	324.87	60.46	9.49
stage 2: 0.9	85.00	2.42	32.44	24.78	58.90	324.73	60.48	9.53
stage 1: 10	85.06	2.24	35.33	25.32	59.40	324.73	60.98	9.53
stage 1: 30	84.91	2.35	33.58	25.04	58.60	324.73	60.48	9.53
stage 1: 50	84.91	2.27	33.65	25.15	59.22	324.73	60.47	9.52
adaptive: 10	84.92	2.22	34.55	25.26	59.29	324.73	60.98	9.53
adaptive: 15	84.77	2.17	33.03	24.97	58.36	324.73	60.98	9.53

Table 9: Hyperparameter sensitivity analysis on ActivityNet Captions. We report BERTScore, BLEU, METEOR, ROUGE, selected frames, extracted frames, filtered frames, and number of labels per video.

Setting	BERTScore	BLEU	METEOR	ROUGE	Selected Frames	Extracted Frames	Filtered Frames	Labels per Video
stage 2: 0.5	82.88	0.83	19.03	12.38	17.90	116.28	20.83	3.55
stage 2: 0.7	83.03	0.86	20.05	12.43	19.16	120.53	21.61	3.68
stage 2: 0.9	83.23	1.00	19.41	13.00	17.90	116.28	20.83	3.55
stage 1: 10	83.20	0.89	19.47	12.96	18.36	118.00	21.21	3.59
stage 1: 30	82.70	0.83	18.65	12.26	19.16	119.95	21.47	3.68
stage 1: 50	83.22	0.99	19.77	12.71	18.11	119.89	21.05	3.53
adaptive: 10	83.16	0.86	19.83	12.85	18.53	120.11	21.50	3.68
adaptive: 15	83.06	0.91	20.38	13.08	18.67	118.00	21.13	3.62

**Note:** *Stage 2* refers to the vision encoder similarity threshold, *Stage 1* is the ResNet frame feature difference threshold, and *adaptive* indicates the batch size for adaptive sampling.

These tables provide a comprehensive view of how key hyperparameters affect both summary quality metrics and frame/label statistics on the two primary video summarization datasets in our study. The hyperparameter sensitivity experiment shows that summary quality on YouCook2 and ActivityNet Captions remains consistent to changes in hyperparameters, with little effect on output quality. It should also be noted that in long-form videos (e.g., 40 minutes or more) with a higher visual similarity (e.g., colour consistency, less movement, etc.) amongst frames, small hyperparameter adjustments can result in significantly fewer or more selected frames. This highlights that while activities or instructional domains allow flexible tuning, careful hyperparameter selection is crucial for datasets with visually similar frames, especially in high-stakes domains.

## G. Prompts used in the pipeline

Throughout this code pipeline, we use prompts at multiple stages: beginning with frame-level visual descriptions via vision-language models, followed by label generation using GPT or LLaMA from those outputs, validation of those labels, detailed multi-frame image descriptions, and finally recursive and integrated summarization of chunked outputs to generate a coherent activity summary. The dataset description refers to a one-line description about the videos in the dataset (e.g., YouCook2: instructional cooking video).

- **Frame Description Prompt**

Explain what is happening in the image. This is a frame from a video of an activity  
<dataset description>

- **Label Generation Prompt**

Extract info from: {VLM\_output}  
Tell me in few words (5–6) by giving a label for the most important details that you find from the text description of the activity happening in the image.  
Don’t make the label vague like only the heading of the main activity; tell me exactly what is going on in the image and only give the label in simple words.

- **Label Validation Prompt**

Imagine you are an expert on validating labels. Given this label: {label}, do you think it is valid to check an image in an important video?  
For example, is it not useful (like a black screen) or too general (like “this is a surgery video” or “this is a girl standing”)?  
I don’t want labels that are not useful, say nothing about the image, or are too general.  
Based on your judgement, return 0 if you think this is unimportant or too general; return 1 if you think it is an important label. Return only a number, nothing else.

- **Combined Frame Description Prompt**

**Context:** This is a combination of 4 images from a video of an activity spanning  
<dataset description>  
Each small picture represents a step in the sequence:  
The current major label is '{majority\_label}'.  
- Top-right: Step 2  
- Top-left: Step 1  
- Bottom-right: Step 4  
- Bottom-left: Step 3  
Provide a detailed description for each of the 4 images.

- **Recursive Summarization Prompt**

You are summarizing partial text from a video of an activity spanning <dataset description>.  
Try to give a name to this activity (e.g., a lady doing movements could be dancing). Try to correlate the different activities to speak for one main act or theme.  
Rewrite the text in a frame-wise, narrative format with transitions between steps:

{chunk}

- **Final Integration Prompt**

We have a final summary of video frames:

{final\_summary\_text}

We also have the raw transcript from the entire audio:

{transcript\_text}

Please produce a unified, cohesive summary of all the steps in the activity happening in the video, which could be related to one of these: <dataset description>

Incorporate relevant information from the audio transcript. If the transcript provides additional details or clarifications, weave them into the final summary.

If the transcript includes extraneous content, omit it.

Focus on a coherent storyline of the entire action or activity of the video.

## **H. Limitations and Error Analysis**

Despite the use of dual check mechanisms such as vision-language model-based captioning + vision encoder filtering, limitations still exist. One major challenge is model consistency, particularly with respect to hallucinations and mislabeling. Both vision-language and language models can generate plausible but incorrect outputs when operating without sufficient context. For instance, in a cooking video, the model may misinterpret ground beef as chicken based on visual similarity alone. Without audio cues or additional metadata, the generated summary may inaccurately describe the recipe as involving chicken, leading to a consistent but factually incorrect narrative. These issues tend to surface in visually homogeneous or ambiguous settings, where subtle distinctions are difficult to detect. While our multimodal encoder-based filtering strategies help mitigate such errors, isolated failures still occur. In high-stakes domains, this can be mitigated to an extent using fine-tuned vision encoders and vision-language models. Additionally, the dual-stage validation process introduces increased computational overhead compared to simpler pipelines. However, this trade-off is necessary for improved reliability in the generated summaries.