

SONG AESTHETICS EVALUATION WITH MULTI-STEM ATTENTION AND HIERARCHICAL UNCERTAINTY MODELING

Yishan Lv¹, Jing Luo¹, Boyuan Ju¹, Yang Zhang², Xinda Wu², Bo Yuan², Xinyu Yang¹

¹ School of Computer Science and Technology, Xi'an Jiaotong University, Xi'an, China

² Central Media Technology Institute, Huawei

ABSTRACT

Music generative artificial intelligence (AI) is rapidly expanding music content, necessitating automated song aesthetics evaluation. However, existing studies largely focus on speech, audio or singing quality, leaving song aesthetics underexplored. Moreover, conventional approaches often predict a precise Mean Opinion Score (MOS) value directly, which struggles to capture the nuances of human perception in song aesthetics evaluation. This paper proposes a song-oriented aesthetics evaluation framework, featuring two novel modules: 1) Multi-Stem Attention Fusion (MSAF) builds bidirectional cross-attention between mixture-vocal and mixture-accompaniment pairs, fusing them to capture complex musical features; 2) Hierarchical Granularity-Aware Interval Aggregation (HiGIA) learns multi-granularity score probability distributions, aggregates them into a score interval, and applies a regression within the interval to produce the final score. We evaluated on two datasets of full-length songs: SongEval dataset (AI-generated) and an internal aesthetics dataset (human-created), and compared with two state-of-the-art (SOTA) models. Results show that the proposed method achieves stronger performance for multi-dimensional song aesthetics evaluation.

Index Terms— Song Aesthetics Evaluation, MOS

1. INTRODUCTION

The advent of music generative AI is rapidly increasing the volume of music releases, making manual quality screening and manual aesthetics evaluation impractical. This highlights the urgency for automated song aesthetics evaluation. Such systems could provide valuable feedback to guide and enhance the music quality.

In speech quality assessment, NISQA [1] introduces self-attention into a CNN-based architecture for multi-dimensional assessment; LDNet [2] models listener dependence to stabilize predictions; and UTMOS [3] leverages self-supervised learning with model ensembling to enhance stability. In singing quality assessment, PS-SQA [4] leverages pitch and spectrum-aware predictors to enhance performance; and Ju et al. [5] use cross-attention with data augmentation for

singing skill evaluation. In music-related evaluation, MusicEval [6] provides a benchmark for the evaluation of short, accompaniment-only music clips and serves as the dataset for Track 1 of the AudioMOS Challenge 2025 [7]; MMMOS [8] evaluates clip-level text-to-speech, audio, and music; Audiobox [9] benchmarks multi-domain audio aesthetics; and SongEval [10] provides a benchmark dataset with baselines for song aesthetics.

However, these studies mostly do not target full-length song aesthetics evaluation. Simply transferring speech or singing frameworks to the task of song aesthetics evaluation yields limited effectiveness for two main reasons: 1) Compared to speech, songs present a more complex structure, consisting of interwoven vocal and accompaniment stems. Compared to singing, a song's aesthetic evaluation also depends on arrangement, melodic structure and production, instead of just the vocal performance [11]; 2) Traditional approaches predict a precise MOS directly. In contrast, human experts follow a coarse-to-fine process: they first estimate an approximate score interval under subjective uncertainty and only then decide a precise score. This mismatch contradicts the human strategy, compromising stability and accuracy.

To overcome these two challenges of musical complexity and evaluation uncertainty, this paper proposes a song-oriented aesthetics evaluation framework, featuring two novel modules: 1) Multi-Stem Attention Fusion (MSAF) utilizes bidirectional cross-attention between the mixture and the vocal and accompaniment stems, and then fuses the three representations to model the complex interplay across stems and to capture richer musical features. 2) Hierarchical Granularity-Aware Interval Aggregation (HiGIA) trains three hierarchical classifiers to obtain multi-granularity score distributions, aggregates high-confidence bins into a consensus interval, and then performs regression within the interval to produce the final score. This coarse-to-fine process achieves more stable and accurate predictions. To evaluate the proposed model, we conducted experiments on two datasets of full-length songs: 1) the SongEval dataset (mostly AI-generated) and 2) an internal aesthetics dataset (mostly human-created). Our framework outperforms two strong baselines across all four standard metrics. We also conducted ablation studies to analyze the effectiveness of MSAF and HiGIA.

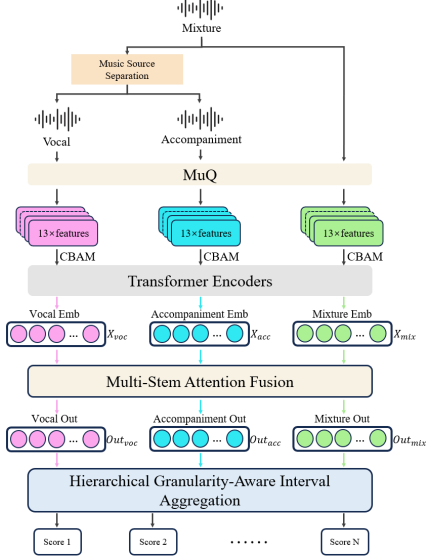


Fig. 1. Model Architecture

2. METHOD

2.1. Model Architecture

We first apply music source separation to the input full-length song (a mixture of vocals and accompaniment) to obtain the vocal and accompaniment stems and then feed them into the pretrained MuQ [12] encoder to extract features. We employ a CBAM-based [13] attention-weighted sum over the multi-layer hidden outputs of MuQ to obtain a single embedding per stem. The resulting features are then passed through Transformer encoders to produce stem representations, which are fused by the Multi-Stem Attention Fusion. Finally, the Hierarchical Granularity-Aware Interval Aggregation processes this representation to yield the multi-dimensional aesthetic score predictions. Figure 1 illustrates the model architecture.

2.2. Multi-Stem Attention Fusion

The feature representations for the mixture, vocal stem, and accompaniment stem, output by Transformer encoders, are denoted as $X_{mix}, X_{voc}, X_{acc} \in \mathbb{R}^{T \times d}$, where T is the number of frames, and d is the feature dimension.

Based on the scaled dot-product attention [14], we adopt bidirectional cross-attention [15] to efficiently compute a shared similarity matrix between the mixture and each of the vocal and accompaniment stems.

$$S_{mv} = \frac{Q_{mix}K_{voc}^\top}{\sqrt{d}} = S_{vm}^\top, \quad S_{ma} = \frac{Q_{mix}K_{acc}^\top}{\sqrt{d}} = S_{am}^\top \quad (1)$$

Where $Q_{mix}, K_{voc}, K_{acc}$ are obtained by applying separate learnable linear projections to $X_{mix}, X_{voc}, X_{acc}$, respectively.

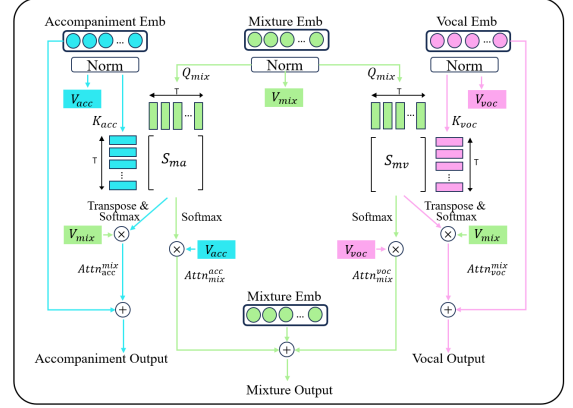


Fig. 2. Multi-Stem Attention Fusion

From this shared similarity matrix, we obtain attention scores $Attn_{mix}^s$ and $Attn_s^{mix}$, where the stem $s \in \{voc, acc\}$. For example, the computation for the mixture-vocal pair is given by:

$$\begin{aligned} Attn_{mix}^{voc} &= \text{softmax}(S_{mv})V_{voc}, \\ Attn_{voc}^{mix} &= \text{softmax}(S_{vm})V_{mix} \end{aligned} \quad (2)$$

Where V_{voc}, V_{mix} are obtained by applying separate learnable linear projections to X_{voc}, X_{mix} , respectively.

Finally, residual connections yield the outputs for the MSAF. Figure 2 illustrates the process.

$$\begin{aligned} Out_{mix} &= X_{mix} + Attn_{mix}^{voc} + Attn_{mix}^{acc}, \\ Out_{voc} &= X_{voc} + Attn_{voc}^{mix}, \quad Out_{acc} = X_{acc} + Attn_{acc}^{mix}. \end{aligned} \quad (3)$$

2.3. Hierarchical Granularity-Aware Interval Aggregation

For each aesthetic dimension of a song, we set up three classifiers at different granularities, $\{C_{g_1}, C_{g_2}, C_{g_3}\}$, corresponding to coarse(g_1), medium(g_2), and fine(g_3) levels. At a given granularity g , the classifier C_g discretizes the continuous score into K_g score bins, denoted as $c_{g,1}, \dots, c_{g,K_g}$. Each score bin $c_{g,k}$ maps to a specific score interval $r(c_{g,k}) = [l(c_{g,k}), u(c_{g,k})]$. Finer granularities utilize more bins, i.e., $K_{g_1} < K_{g_2} < K_{g_3}$, thereby producing tighter intervals. For instance, on a 100-point scale we can set $K_{g_1} = 3$ with 33-point bins $[0, 33), [33, 66), [66, 100]$; $K_{g_2} = 5$ with 20-point bins; $K_{g_3} = 10$ with 10-point bins.

We apply softmax to the output logits $z^{(g)}$ of each classifier C_g to obtain the posterior probability distribution, from which we then select a set S of candidate score bins.

$$p^{(g)} = \text{softmax}(z^{(g)}), \quad \sum_{k=1}^{K_g} p_k^{(g)} = 1 \quad (4)$$

$$S = \{c_{g,k} \mid p_k^{(g)} > 1/K_g\} \quad (5)$$

We select the score bins that have overlapping intervals to form an overlap set O . The complement of this set is then taken to form the isolated set $I = S \setminus O$.

$$O = \{c \in S \mid \exists c' \in S, c' \neq c, r(c) \cap r(c') \neq \emptyset\} \quad (6)$$

When the overlap set O is larger than the isolated set I (i.e., $|O| > |I|$), we obtain the score interval $[L, U]$ by aggregating the lower/upper bounds over O [16].

$$L = \frac{1}{|O|} \sum_{c \in O} l(c), \quad U = \frac{1}{|O|} \sum_{c \in O} u(c) \quad (7)$$

Otherwise, (i.e., $|O| \leq |I|$), indicating more disagreement among the classifiers, we adopt a more conservative aggregation of O and I using weights $w_O = |O|/|S|$ and $w_I = 1 - w_O$.

$$L = w_O \left(\frac{1}{|O|} \sum_{c \in O} l(c) \right) + w_I \min_{c \in I} l(c) \quad (8)$$

$$U = w_O \left(\frac{1}{|O|} \sum_{c \in O} u(c) \right) + w_I \max_{c \in I} u(c) \quad (9)$$

Given $[L, U]$, an MLP regressor is employed to predict an interpolation coefficient $\alpha \in [0, 1]$, which determines the final aesthetic score. The entire coarse-to-fine process is illustrated in Figure 3.

$$\hat{y} = (1 - \alpha) \cdot L + \alpha \cdot U \quad (10)$$

3. EXPERIMENT

3.1. Dataset

We conduct experiments on two datasets: 1) **SongEval open-source aesthetics evaluation dataset** [10], containing 2,399 full-length songs in English and Chinese, mostly AI-generated, each annotated on five dimensions: *Musicality*, *Coherence*, *Memorability*, *Clarity* and *Naturalness*, on a 5-point scale. 2) **Internal aesthetics evaluation dataset**, containing 1,569 full-length Chinese songs, mostly human-created. The annotations were completed by four music experts across five aesthetic dimensions, each scored on a 100-point scale: *Overall*: overall musical quality; *Singing*: timbre and vocal technique in conveying emotion; *Melody*: integrity, flow and memorability of the melodic line; *Arrangement*: instrumental coordination and textural layering; *Audio Quality*: clarity, vocal-accompaniment balance, and stereo imaging of the song.

3.2. Baseline Models

To validate the advantages of the proposed framework, we select two models that demonstrated the strongest performance on SongEval benchmark for comparison: **SSL-based**: An SSL-based model following the design of [17], adapted for

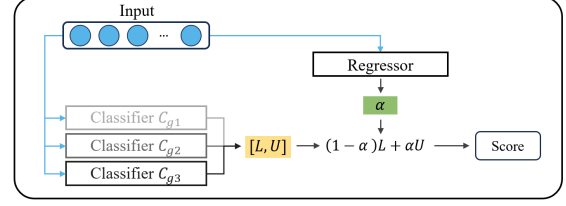


Fig. 3. Hierarchical Granularity-Aware Interval Aggregation

song aesthetics by replacing the input features with those extracted from MuQ. **UTMOS-based**: Based on the UTMOS framework [3], an ensemble learning system that won the VoiceMOS 2022 Challenge [18].

3.3. Implementation Details

We split each song into overlapping 10-second segments with a 5-second hop and aggregate segment-level predictions to obtain the song-level aesthetic score.

At inference time, after the HiGIA produces a score interval $[L_i, U_i]$ and an interpolation coefficient α_i for each segment i , we define a confidence weight as $w_i = 1/(U_i - L_i)$. The final aesthetic score is then obtained as weighted averages over segments.

$$\hat{y}_{\text{song}} = \frac{\sum_i w_i [(1 - \alpha_i)L_i + \alpha_i U_i]}{\sum_i w_i} \quad (11)$$

The data is split into train, validation, and test sets with an 8:1:1 ratio. The target scores for both datasets are linearly scaled to the $[0, 1]$ range for training and inference. All audio is processed at 24 kHz. We use MDX-Net [19] as the source separation model and 3-layer Transformer encoders. For HiGIA, the number of score bins is set to $(K_{g1}, K_{g2}, K_{g3}) = (2, 4, 8)$ for SongEval dataset and $(3, 5, 9)$ for internal dataset. We train with a batch size of 32 using Adam (learning rate 5×10^{-4} , $\epsilon = 10^{-8}$, $\beta_1 = 0.9$, $\beta_2 = 0.999$).

3.4. Evaluation Metrics

To quantify model performance, we use four widely used metrics in prior work [20, 10, 6] to measure the prediction accuracy and rank consistency between the model’s predictions and the human-annotated ground truth scores: **Mean Squared Error (MSE)**: Measures the average squared difference between scores. Lower values indicate better accuracy. **Linear Correlation Coefficient (LCC)**: Measures the degree of linear correlation. Higher values indicate better trend alignment. **Spearman Rank Correlation Coefficient (SRCC)**: Evaluates the consistency between rankings. Higher values indicate better ranking ability. **Kendall’s Tau Rank Correlation (KTAU)**: Also measures rank correlation, but is often more effective in handling tied ranks. Higher values indicate a stronger ranking ability.

Table 1. Comparative results across the five aesthetic dimensions on the SongEval dataset.

Dimension	Model	MSE↓	LCC↑	SRCC↑	KTAU↑
Musicality	SSL-based	0.277	0.895	0.891	0.721
	UTMOS-based	0.252	0.899	0.896	0.725
	ours	0.239	0.902	0.906	0.744
Coherence	SSL-based	0.253	0.891	0.887	0.718
	UTMOS-based	0.250	0.893	0.888	0.720
	ours	0.243	0.895	0.896	0.732
Memorability	SSL-based	0.355	0.877	0.869	0.694
	UTMOS-based	0.321	0.881	0.875	0.702
	ours	0.321	0.882	0.874	0.702
Clarity	SSL-based	0.291	0.884	0.879	0.699
	UTMOS-based	0.278	0.887	0.882	0.702
	ours	0.264	0.893	0.891	0.717
Naturalness	SSL-based	0.285	0.885	0.879	0.702
	UTMOS-based	0.259	0.892	0.889	0.714
	ours	0.263	0.889	0.883	0.709
Average	SSL-based	0.292	0.886	0.881	0.707
	UTMOS-based	0.273	0.890	0.886	0.713
	ours	0.266	0.892	0.890	0.721

3.5. Experiment Results

We conducted comparative experiments on the two datasets to evaluate our model’s performance. The results are analyzed below.

Table 1 presents the results on the SongEval dataset. Our framework comprehensively outperforms the baselines on the Musicality, Coherence, and Clarity dimensions, indicating its superior ability to model core musical attributes. On Naturalness, our model performs slightly weaker than UTMOS, which is attributable to UTMOS’s voice-MOS design and its strength on vocal cues like breathing and phrasing. Table 2 presents results on the internal dataset. Our framework achieves the best performance on the dimensions of Overall, Singing, and Melody across all four metrics. For Arrangement and Audio Quality, while our framework is weaker in precise value prediction, its higher KTAU score indicates an ability to model the human ranking preference under high subjective uncertainty.

Our framework achieves the best average performance across all four metrics on both datasets, which span AI-generated and human-created songs. These results indicate that our method has stronger performance for song aesthetics evaluation.

We conducted ablation studies by individually removing MSAF and HiGIA from our model. As shown in Table 3, ablating either component reduces the average performance. MSAF contributes by capturing the complex musical feature representations, while HiGIA contributes by effectively modeling the subjective uncertainty in aesthetic scoring. The full

Table 2. Comparative results across the five aesthetic dimensions on the internal dataset.

Dimension	Model	MSE↓	LCC↑	SRCC↑	KTAU↑
Overall	SSL-based	27.0	0.889	0.888	0.701
	UTMOS-based	25.6	0.892	0.889	0.702
	ours	21.7	0.912	0.921	0.753
Singing	SSL-based	35.5	0.856	0.873	0.685
	UTMOS-based	32.0	0.857	0.876	0.687
	ours	27.3	0.885	0.907	0.736
Melody	SSL-based	31.7	0.812	0.802	0.614
	UTMOS-based	31.7	0.815	0.804	0.618
	ours	29.4	0.828	0.830	0.643
Arrangement	SSL-based	28.0	0.839	0.820	0.636
	UTMOS-based	16.0	0.861	0.826	0.637
	ours	18.9	0.843	0.824	0.650
Audio Quality	SSL-based	23.3	0.894	0.886	0.710
	UTMOS-based	20.3	0.897	0.886	0.710
	ours	21.1	0.915	0.910	0.742
Average	SSL-based	29.1	0.858	0.854	0.669
	UTMOS-based	25.1	0.864	0.856	0.671
	ours	23.7	0.877	0.878	0.705

model (MSAF + HiGIA) performs best, validating the effectiveness of the proposed design.

Table 3. Ablation study of average performance on SongEval dataset and internal dataset.

Dataset	Model	MSE↓	LCC↑	SRCC↑	KTAU↑
SongEval	w/o MSAF	0.280	0.886	0.885	0.712
	w/o HiGIA	0.293	0.889	0.886	0.715
	ours	0.266	0.892	0.890	0.721
Internal	w/o MSAF	28.3	0.847	0.857	0.674
	w/o HiGIA	30.3	0.854	0.857	0.674
	ours	23.7	0.877	0.878	0.705

4. CONCLUSION

We propose a song aesthetics evaluation framework that overcomes limitations of prior work. It learns complex musical features by fusing information across the mixture, vocal stem, and accompaniment stem via a Multi-Stem Attention Fusion module, and then utilizes Hierarchical Granularity-Aware Interval Aggregation that mirrors experts’ coarse-to-fine decisions to achieve more stable and accurate predictions. Experiments on two diverse datasets covering AI-generated and human-created full-length songs show superior performance across multiple aesthetic dimensions compared with strong SOTA baselines.

5. REFERENCES

- [1] Gabriel Mittag, Babak Naderi, Assmaa Chehadi, and Sebastian Möller, “Nisqa: A deep cnn-self-attention model for multidimensional speech quality prediction with crowdsourced datasets,” *Interspeech 2021*, 2021.
- [2] Wen-Chin Huang, Erica Cooper, Junichi Yamagishi, and Tomoki Toda, “Ldnet: Unified listener dependent modeling in mos prediction for synthetic speech,” in *ICASSP 2022-2022 IEEE International Conference on Acoustics, Speech and Signal Processing (ICASSP)*. IEEE, 2022, pp. 896–900.
- [3] Takaaki Saeki, Detai Xin, Wataru Nakata, Tomoki Koriyama, Shinnosuke Takamichi, and Hiroshi Saruwatari, “Utmos: Utokyo-sarulab system for voicemos challenge 2022,” *Interspeech 2022*, 2022.
- [4] Yu-Fei Shi, Yang Ai, Ye-Xin Lu, Hui-Peng Du, and Zhen-Hua Ling, “Pitch-and-spectrum-aware singing quality assessment with bias correction and model fusion,” in *2024 IEEE Spoken Language Technology Workshop (SLT)*. IEEE, 2024, pp. 811–817.
- [5] Yaolong Ju, Chun Yat Wu, Betty Cortiñas Lorenzo, Jing Yang, Jiajun Deng, Fan Fan, and Simon Lui, “End-to-end automatic singing skill evaluation using cross-attention and data augmentation for solo singing and singing with accompaniment,” in *Proceedings of the 25th International Society for Music Information Retrieval Conference (ISMIR)*, 2024.
- [6] Cheng Liu, Hui Wang, Jinghua Zhao, Shiwan Zhao, Hui Bu, Xin Xu, Jiaming Zhou, Haoqin Sun, and Yong Qin, “Musiceval: A generative music dataset with expert ratings for automatic text-to-music evaluation,” in *ICASSP 2025-2025 IEEE International Conference on Acoustics, Speech and Signal Processing (ICASSP)*. IEEE, 2025, pp. 1–5.
- [7] Wen-Chin Huang, Hui Wang, Cheng Liu, Yi-Chiao Wu, Andros Tjandra, Wei-Ning Hsu, Erica Cooper, Yong Qin, and Tomoki Toda, “The audiomos challenge 2025,” *arXiv preprint arXiv:2509.01336*, 2025.
- [8] Yi-Cheng Lin, Jia-Hung Chen, and Hung-yi Lee, “Mm-mos: Multi-domain multi-axis audio quality assessment,” *arXiv preprint arXiv:2507.04094*, 2025.
- [9] Andros Tjandra, Yi-Chiao Wu, Baishan Guo, John Hoffman, Brian Ellis, Apoorv Vyas, Bowen Shi, Sanyuan Chen, Matt Le, Nick Zacharov, et al., “Meta audibox aesthetics: Unified automatic quality assessment for speech, music, and sound,” *arXiv preprint arXiv:2502.05139*, 2025.
- [10] Jixun Yao, Guobin Ma, Huixin Xue, Huakang Chen, Chunbo Hao, Yuepeng Jiang, Haohe Liu, Ruibin Yuan, Jin Xu, Wei Xue, et al., “Songeval: A benchmark dataset for song aesthetics evaluation,” *arXiv preprint arXiv:2505.10793*, 2025.
- [11] Allan F Moore, *Song means: Analysing and interpreting recorded popular song*, Routledge, 2016.
- [12] Haina Zhu, Yizhi Zhou, Hangting Chen, Jianwei Yu, Ziyang Ma, Rongzhi Gu, Yi Luo, Wei Tan, and Xie Chen, “Muq: Self-supervised music representation learning with mel residual vector quantization,” *arXiv preprint arXiv:2501.01108*, 2025.
- [13] Sanghyun Woo, Jongchan Park, Joon-Young Lee, and In So Kweon, “Cbam: Convolutional block attention module,” in *Proceedings of the European conference on computer vision (ECCV)*, 2018, pp. 3–19.
- [14] Ashish Vaswani, Noam Shazeer, Niki Parmar, Jakob Uszkoreit, Llion Jones, Aidan N Gomez, Lukasz Kaiser, and Illia Polosukhin, “Attention is all you need,” *Advances in neural information processing systems*, vol. 30, 2017.
- [15] Markus Hiller, Krista A Ehinger, and Tom Drummond, “Perceiving longer sequences with bi-directional cross-attention transformers,” *Advances in Neural Information Processing Systems*, vol. 37, pp. 94097–94129, 2024.
- [16] Yizhuo Dong and Xinyu Yang, “A hierarchical depression detection model based on vocal and emotional cues,” *Neurocomputing*, vol. 441, pp. 279–290, 2021.
- [17] Erica Cooper, Wen-Chin Huang, Tomoki Toda, and Junichi Yamagishi, “Generalization ability of mos prediction networks,” in *ICASSP 2022-2022 IEEE International Conference on Acoustics, Speech and Signal Processing (ICASSP)*. IEEE, 2022, pp. 8442–8446.
- [18] Wen Chin Huang, Erica Cooper, Yu Tsao, Hsin-Min Wang, Tomoki Toda, and Junichi Yamagishi, “The voicemos challenge 2022,” *Interspeech 2022*, 2022.
- [19] Minseok Kim, Woosung Choi, Jaehwa Chung, Dae-won Lee, and Soonyoung Jung, “Kuielab-mdx-net: A two-stream neural network for music demixing,” *arXiv preprint arXiv:2111.12203*, 2021.
- [20] Wen-Chin Huang, Szu-Wei Fu, Erica Cooper, Ryandhimas E Zezario, Tomoki Toda, Hsin-Min Wang, Junichi Yamagishi, and Yu Tsao, “The voicemos challenge 2024: Beyond speech quality prediction,” in *2024 IEEE Spoken Language Technology Workshop (SLT)*. IEEE, 2024, pp. 803–810.