

Federated Learning for the Design of Parametric Insurance Indices under Heterogeneous Renewable Production Losses

Fallou Niakh*

fallou.niakh@ensae.fr

Abstract

We propose a federated learning framework for the calibration of parametric insurance indices under heterogeneous renewable energy production losses. Producers locally model their losses using Tweedie generalized linear models and private data, while a common index is learned through federated optimization without sharing raw observations. The approach accommodates heterogeneity in variance and link functions and directly minimizes a global deviance objective in a distributed setting. We implement and compare FedAvg, FedProx and FedOpt, and benchmark them against an existing approximation-based aggregation method. An empirical application to solar power production in Germany shows that federated learning recovers comparable index coefficients under moderate heterogeneity, while providing a more general and scalable framework.

Keywords : Federated learning; Parametric insurance; Tweedie GLMs; Renewable energy insurance

1 Introduction

The rapid expansion of renewable energy production has intensified the exposure of energy producers and investors to weather-related risks. Solar and wind power generation are inherently dependent on meteorological conditions, leading to substantial revenue volatility driven by forecast errors and localized climate variability. In this context, parametric insurance has emerged as a promising risk transfer instrument, offering fast payouts, transparency, and reduced transaction costs by linking indemnities to observable weather indices rather than realized losses.

Despite these advantages, parametric insurance contracts suffer from a well-documented limitation: *basis risk*. Basis risk arises when the chosen index fails to accurately reflect the actual financial losses experienced by insured agents. This issue is particularly acute in renewable energy markets, where production sites are geographically dispersed and subject to heterogeneous microclimatic conditions. Designing indices that are both robust and representative across multiple producers therefore remains a central challenge.

In recent work Niakh et al. [2025], we introduced a peer-to-peer (P2P) framework for mitigating basis risk in renewable production parametric insurance. The proposed mechanism combined a parametric insurance layer with an ex-post redistribution scheme, where residual discrepancies between payouts and realized losses were shared among participants.

A key component of this framework was the construction of a common meteorological index obtained by aggregating individual producer sensitivities to weather covariates.

Methodologically, the aggregation relied on a second-order Taylor approximation of the conditional expectation of individual losses, leading to a tractable optimization problem under a common coefficient vector. While this approach yielded strong empirical performance and interpretability, its theoretical validity was contingent on a restrictive assumption: individual regression coefficients linking weather covariates to financial losses must not be excessively heterogeneous. In practice, this assumption may be violated due to differences in geographical location, technology, operational constraints, and exposure profiles across producers.

These limitations motivate the exploration of alternative aggregation paradigms capable of handling structural heterogeneity without relying on analytical approximations.

Federated learning (FL) has emerged as a powerful framework for training statistical and machine learning models across decentralized data sources while preserving data locality and privacy McMahan et al. [2017]. In contrast to centralized learning, FL operates by iteratively exchanging model updates rather than raw data between clients and a coordinating server. This paradigm is particularly well suited for regulated industries such as insurance and finance, where data sharing is constrained by privacy, confidentiality, and governance requirements.

Federated learning can be categorized according to the structure of the data across clients. In *horizontal federated learning*, clients share the same feature space but observe different samples, while in *vertical federated learning*, clients observe the same individuals but possess complementary feature sets. The problem studied in this paper naturally falls within the horizontal federated learning framework: each renewable energy producer observes its own historical losses and exposures, described by a common set of meteorological covariates, but over distinct realizations and local conditions.

Several federated learning strategies have been proposed in the literature. The most widely used approach, FedAvg McMahan et al. [2017], aggregates client-specific model parameters via weighted averaging. Extensions such as FedProx Li et al. [2020] introduce proximal regularization to stabilize training under data heterogeneity, while adaptive methods like FedOpt Reddi et al. [2021] leverage server-side optimization schemes to improve convergence and robustness.

In recent years, FL has gained increasing attention in actuarial science and insurance analytics. Applications include claims frequency prediction, fraud detection, pricing, and risk classification, where sensitive policyholder data cannot be centralized. Notable contributions include federated ap-

*ENSAE IP Paris, CREST UMR 9194, 5 Avenue Henry Le Chatelier, Palaiseau, 91120, France

proaches to life insurance risk prediction Gupta et al. [2022], motor insurance claims modeling Yin et al. [2024], and health insurance analytics Rieke et al. [2020]. These studies highlight FL’s ability to reconcile predictive performance with regulatory and ethical constraints.

However, existing insurance applications of federated learning have predominantly focused on classification or regression tasks aimed at individual risk prediction. To the best of our knowledge, federated learning has not yet been systematically explored as a tool for *parametric index design* and collective risk-sharing mechanisms.

Main Contribution This paper proposes a federated learning framework for parametric index design under heterogeneous generalized linear models (GLMs). Each producer is exposed to a random financial loss modeled through a Tweedie GLM, allowing for producer-specific variance parameters and non-linear link functions. Rather than enforcing homogeneity through analytical approximations or centralized estimation, we formulate index calibration as a distributed optimization problem and leverage federated learning algorithms to estimate a shared index structure based on observable meteorological covariates.

A key contribution of this work is to show how federated learning can be used as a principled aggregation device when local loss-generating processes are structurally heterogeneous. The proposed framework accommodates multiple sources of heterogeneity, including differences in dispersion parameters, link function exponents, and local data distributions, while preserving the transparency and contractibility required by parametric insurance products.

From a methodological standpoint, we adapt and compare several federated learning strategies—FedAvg, FedProx, and FedOpt—to the calibration of parametric insurance indices under heavy-tailed Tweedie losses. We analyze their behavior in the presence of cross-producer heterogeneity and discuss the trade-offs between simplicity, stability, and robustness. To ensure comparability with existing aggregation-based approaches, we apply the proposed framework to the same empirical dataset used in Niakh et al. [2025]. This controlled comparison shows that, in settings with moderate heterogeneity, federated learning recovers index coefficients close to those obtained via approximation-based methods, while providing a more general and scalable framework that does not rely on restrictive homogeneity assumptions.

More broadly, this work contributes to the intersection of actuarial science, climate risk management, and distributed machine learning. It positions federated learning not as a substitute for classical actuarial modeling, but as a robust and flexible foundation for collaborative parametric index design in contexts where data centralization is infeasible.

2 Model and Problem Formulation

2.1 Economic setting and notation

We consider a group of N renewable energy producers exposed to weather-related production risk. For each producer $i \in \{1, \dots, N\}$, let $X_i \geq 0$ denote the financial loss incurred over a fixed time horizon due to deviations between forecasted and realized production.

Let $\mathbf{Y} = (Y_1, \dots, Y_J)^\top$ be a vector of observable meteorological covariates (e.g. solar irradiance, temperature, cloud cover), jointly observed by all producers. These covariates are assumed to be publicly observable and measurable in real time, making them suitable candidates for the construction of a parametric insurance index.

Each producer has access only to its own loss observations $\{(X_i^{(d)}, \mathbf{Y}^{(d)})\}_d$, which cannot be shared due to confidentiality and competitive constraints.

2.2 Local structural models

We assume that, conditionally on the covariates \mathbf{Y} , the loss of producer i follows a generalized linear model with Tweedie variance structure. More precisely, for each producer i ,

$$\mathbb{E}[X_i | \mathbf{Y}] = \mu_i(\mathbf{Y}) = (a_{i0} + \mathbf{a}_i^\top \mathbf{Y})^{p_i}, \quad (1)$$

where:

- $\mathbf{a}_i = (a_{i1}, \dots, a_{iJ})^\top \in \mathbb{R}^J$ is a producer-specific sensitivity vector,
- $p_i > 0$ parameterizes the link function,
- $a_{i0} \in \mathbb{R}$ is an intercept term.

The conditional variance is assumed to satisfy

$$\text{Var}[X_i | \mathbf{Y}] = \phi_i \mu_i(\mathbf{Y})^{q_i}, \quad (2)$$

where $\phi_i > 0$ and $q_i \in (1, 2)$ are producer-specific Tweedie parameters.

Importantly, the vectors $(\mathbf{a}_i, p_i, q_i, \phi_i)$ are *heterogeneous across producers*. They reflect differences in technology, geographical exposure, and local weather patterns. These parameters are latent at the system level and cannot be estimated centrally.

2.3 Parametric insurance constraint and common index

Parametric insurance contracts require the definition of a single observable index shared across all insured agents. We therefore introduce a *common parametric index* of the form

$$Z = \mathbf{a}^\top \mathbf{Y}, \quad (3)$$

where $\mathbf{a} = (a_1, \dots, a_J)^\top \in \mathbb{R}^J$ is a vector of coefficients common to all producers.

Under this constraint, producer i approximates its conditional expectation by

$$\tilde{\mu}_i(\mathbf{Y}; \mathbf{a}) = Z^{p_i}. \quad (4)$$

The vector \mathbf{a} should *not* be interpreted as a structural parameter of any individual producer. Rather, it represents a collective projection of heterogeneous local models onto a common index, required by the parametric insurance design.

Parametric insurance is triggered when the weather index Z at a reference location exceeds a threshold z_0 that summarizes weather variables to quantify production risk. The parametric contract compensates producer i according to the expected loss conditional on the index value Z :

$$m_i(Z) = \mathbb{E}[X_i | Z = z], \quad \text{for } z > z_0. \quad (5)$$

In return, the producer pays a premium that also accounts for administrative costs, risk margins, and other expenses.

However, the compensation $m_i(Z)$ does not perfectly match the actual loss because the compensation depends on weather parameters rather than realized loss production data. This creates a *basis risk*:

$$\varepsilon_i = X_i - m_i(Z).$$

We aim to design Z using federated learning.

2.4 Loss function and global objective

To quantify the discrepancy induced by enforcing a common index, we rely on the Tweedie deviance. For producer i , the pointwise loss is defined as

$$d_{p_i, q_i, \phi_i}(x, \mu) = \frac{2}{\phi_i(1 - q_i)(2 - q_i)} x^{2 - q_i} - \frac{2}{\phi_i(1 - q_i)} x \mu^{1 - q_i} + \frac{2}{\phi_i(2 - q_i)} x^{2 - q_i} \mu^{2 - q_i}, \quad (6)$$

for $\mu > 0$.

The global optimization problem is then given by

$$\min_{\mathbf{a} \in \mathbb{R}^J} \sum_{i=1}^N \omega_i \mathbb{E} [d_{p_i, q_i, \phi_i}(X_i, \tilde{\mu}_i(\mathbf{Y}; \mathbf{a}))], \quad (7)$$

where $\omega_i > 0$ are aggregation weights, typically proportional to exposure or portfolio size. Here ω_i is taken as the farm capacity.

This problem captures the fundamental trade-off of parametric insurance: a single index must provide an acceptable approximation of heterogeneous loss processes across producers.

2.5 Why federated learning?

Direct minimization of (7) is infeasible, as the joint distribution of (X_i, \mathbf{Y}) is not centrally observable. Federated learning provides a natural solution by enabling the collaborative optimization of the common coefficient vector \mathbf{a} through local gradient updates, without sharing raw data.

Each producer performs local optimization steps using its own data and loss function, while a central server aggregates the resulting parameter updates to produce a global iterate. This framework naturally accommodates heterogeneity in (p_i, q_i, ϕ_i) and allows for flexible aggregation schemes, which will be detailed in the next section.

3 Federated Optimization for Parametric Index Design

3.1 Federated learning formulation

We aim to solve the global optimization problem introduced in (7), namely

$$\min_{\mathbf{a} \in \mathbb{R}^J} \sum_{i=1}^N \omega_i \mathbb{E} \left[d_{p_i, q_i, \phi_i} \left(X_i, (\mathbf{a}^\top \mathbf{Y})^{p_i} \right) \right],$$

under the constraint that each producer i observes only its own data.

Let $\mathcal{D}_i = \{(X_i^{(d)}, Y^{(d)})\}_{d=1}^{n_i}$ denote the local dataset of producer i . We define the local empirical risk as

$$F_i(\mathbf{a}) = \frac{1}{n_i} \sum_{d=1}^{n_i} d_{p_i, q_i, \phi_i} \left(X_i^{(d)}, (\mathbf{a}^\top \mathbf{Y}^{(d)})^{p_i} \right). \quad (8)$$

The global objective can then be approximated by

$$F(\mathbf{a}) = \sum_{i=1}^N \omega_i F_i(\mathbf{a}). \quad (9)$$

Federated learning seeks to minimize $F(\mathbf{a})$ through iterative communication between a central server and local producers, without sharing raw observations.

3.2 Federated optimization protocol

The federated optimization proceeds in synchronous rounds. At round t , the server broadcasts the current global parameter vector $\mathbf{a}^{(t)}$ to all producers. Each producer performs several local optimization steps on its own data, starting from $\mathbf{a}^{(t)}$, and returns an updated parameter vector $\mathbf{a}_i^{(t+1)}$ to the server.

The server then aggregates the local updates to form the next global iterate $\mathbf{a}^{(t+1)}$.

This procedure is summarized in Algorithm 1.

Algorithm 1 Federated Learning for Parametric Index Design

Input: Number of rounds T , local epochs E , step size η

Output: Global parameter $\mathbf{a}^{(T)}$

- 1: Server initializes global parameters $\mathbf{a}^{(0)}$
- 2: **for** $t = 0$ **to** $T - 1$ **do**
- 3: Server broadcasts $\mathbf{a}^{(t)}$ to all producers
- 4: **for all** producers $i = 1, \dots, N$ **in parallel do**
- 5: $\mathbf{a}_i^{(t,0)} \leftarrow \mathbf{a}^{(t)}$
- 6: **for** $e = 1$ **to** E **do**
- 7: Sample mini-batch B_i
- 8: $\mathbf{a}_i^{(t,e)} \leftarrow \mathbf{a}_i^{(t,e-1)} - \eta \nabla F_i(\mathbf{a}_i^{(t,e-1)}, B_i)$
- 9: **end for**
- 10: Producer sends $\mathbf{a}_i^{(t+1)} \leftarrow \mathbf{a}_i^{(t,E)}$ to server
- 11: **end for**
- 12: Server aggregates

$$\mathbf{a}^{(t+1)} \leftarrow \text{Aggregate} \left(\{\mathbf{a}_i^{(t+1)}\}_{i=1}^N \right)$$

13: **end for**

3.3 FedAvg

The simplest aggregation rule is the weighted average

$$\mathbf{a}^{(t+1)} = \sum_{i=1}^N \omega_i \mathbf{a}_i^{(t+1)}. \quad (10)$$

FedAvg implicitly assumes moderate heterogeneity across local objectives. In the present context, heterogeneity arises naturally through differences in (p_i, q_i, ϕ_i) and in the conditional distributions of X_i . While FedAvg remains computationally efficient, its convergence may degrade in highly heterogeneous settings.

3.4 FedProx

To mitigate the effect of statistical heterogeneity, FedProx introduces a proximal regularization term in the local objective. Producer i solves at each round

$$\min_{\mathbf{a}} F_i(\mathbf{a}) + \frac{\beta}{2} \|\mathbf{a} - \mathbf{a}^{(t)}\|^2, \quad (11)$$

where $\beta > 0$ controls the strength of the regularization.

The proximal term discourages excessive deviation from the global iterate, thereby stabilizing training when local loss landscapes differ substantially. This feature is particularly relevant in our framework, where both the variance and link functions are producer-specific.

3.5 FedOpt

FedOpt extends FedAvg by equipping the server with an adaptive optimization scheme applied to aggregated client updates. Rather than directly averaging local models, the server reconstructs an approximate global gradient from client-side solutions and applies a first-order or second-order optimizer, such as Adam or Adagrad.

At communication round t , let $\mathbf{a}^{(t)} \in \mathbb{R}^J$ denote the global parameter vector broadcast to all producers. Each producer $i \in \{1, \dots, N\}$ performs local optimization and returns an updated parameter vector $\mathbf{a}_i^{(t+1)}$. The server constructs an aggregated gradient estimate as

$$\mathbf{g}^{(t)} = \sum_{i=1}^N \omega_i \left(\mathbf{a}^{(t)} - \mathbf{a}_i^{(t+1)} \right). \quad (12)$$

The server then applies an adaptive optimizer to this gradient estimate. For instance, in the case of an Adam-type FedOpt scheme, the server maintains first- and second-order moment estimates:

$$\mathbf{m}^{(t)} = \beta_1 \mathbf{m}^{(t-1)} + (1 - \beta_1) \mathbf{g}^{(t)}, \quad (13)$$

$$\mathbf{v}^{(t)} = \beta_2 \mathbf{v}^{(t-1)} + (1 - \beta_2) \left(\mathbf{g}^{(t)} \right)^2, \quad (14)$$

where $\beta_1, \beta_2 \in (0, 1)$ are momentum parameters. Bias-corrected moments are given by

$$\hat{\mathbf{m}}^{(t)} = \frac{\mathbf{m}^{(t)}}{1 - \beta_1^t}, \quad \hat{\mathbf{v}}^{(t)} = \frac{\mathbf{v}^{(t)}}{1 - \beta_2^t}.$$

The global model is then updated according to

$$\mathbf{a}^{(t+1)} = \mathbf{a}^{(t)} - \eta \frac{\hat{\mathbf{m}}^{(t)}}{\sqrt{\hat{\mathbf{v}}^{(t)} + \epsilon}}, \quad (15)$$

where $\eta > 0$ is the server learning rate and $\epsilon > 0$ ensures numerical stability.

Compared to FedAvg, FedOpt enables the server to adaptively rescale and smooth client updates, which improves convergence in the presence of heterogeneous local objectives. This property is particularly valuable in our setting, where producers may exhibit heterogeneous Tweedie variance parameters q_i and link exponents p_i , leading to ill-conditioned or heavy-tailed gradient distributions. In such contexts, FedOpt acts as a stabilization mechanism that mitigates the impact of extreme local updates while preserving the benefits of collaborative learning.

3.6 Discussion on heterogeneity

A distinctive feature of our framework is that heterogeneity is not limited to data distributions, but also affects the functional form of the local models through (p_i, q_i, ϕ_i) . Federated learning remains meaningful in this setting because the goal is not to recover the true local parameters \mathbf{a}_i , but rather to construct a common index that provides a robust approximation across producers.

In this sense, federated learning serves as a coordination mechanism that balances local optimality with global coherence, which is precisely the objective of parametric insurance design.

4 Data Description

4.1 Overview of the Dataset

We rely on the same dataset as in Niakh et al. [2025] in order to ensure a consistent comparison between aggregation-based index design and the proposed federated learning approach.

The dataset consists of observations from $N = 50$ large-scale solar power plants located in Southern Germany, observed over the period 2012–2022. Each solar producer i is treated as an independent client in the federated learning framework.

For each producer and each day d , we observe a financial loss variable $X_{i,d} \geq 0$ and a vector of meteorological covariates $\mathbf{Y}_d = (Y_{1,d}, \dots, Y_{J,d})^\top$, measured at a common reference location. This setting reflects the structure of parametric insurance contracts, where payouts depend on a centralized weather index rather than site specific measurements.

4.2 Construction of Production Losses

Solar production losses are reconstructed by combining meteorological data from the ECMWF (ERA5 reanalysis and operational forecasts) with a physics-based production model implemented in the `PVlib` library. For each plant, both forecasted and realized electricity production are computed, and the production loss is defined as the discrepancy between the two.

Losses are aggregated at a daily level to reflect realistic insurance and risk management practices. This aggregation avoids intraday seasonal effects inherent to solar production and yields a meaningful daily financial exposure. The resulting loss variable $X_{i,d}$ captures the monetary impact of forecast errors faced by producer i .

4.3 Financial Valuation of Losses

To express production losses in monetary terms, we account for the actual revenue mechanism faced by each producer. Depending on the regulatory scheme, revenues may originate from the day ahead electricity market, a feed-in tariff, or a combination of both. Market prices are obtained from the ENTSO-E Transparency Platform, while feed-in tariffs are sourced from official German regulatory data.

This valuation step ensures that the loss variable $X_{i,d}$ reflects the true economic exposure of each producer, rather than purely physical deviations in energy output.

4.4 Meteorological Covariates

The vector of covariates \mathbf{Y}_d includes daily aggregated forecast errors of key meteorological variables, such as surface solar radiation and direct normal irradiance, measured at a reference location (Munich). These covariates are observable at a centralized level and can therefore be used to construct a common parametric index applicable to all producers.

Covariates are standardized after aggregation to improve numerical stability and comparability across time periods.

4.5 Stationarization and Preprocessing

Raw loss and weather series exhibit strong seasonal heteroscedasticity driven by solar irradiance patterns. To address this issue, a monthly stationarization procedure is applied. For each month and year, the series are centered and scaled using their corresponding empirical mean and standard deviation.

This transformation yields approximately stationary series and aligns with the assumptions of the Tweedie generalized linear models used in the subsequent analysis.

4.6 Federated Learning Data Structure

In the federated learning setup, each solar producer i holds a private local dataset

$$\mathcal{D}_i = \{(X_{i,d}, Y_d)\}_{d=1}^{n_i},$$

which is never shared with the central server or with other producers.

Only model updates are communicated during training. This architecture reflects realistic confidentiality constraints in energy and insurance applications, where production and financial data are highly sensitive.

Heterogeneity naturally arises across clients due to differences in plant size, local climatic conditions, and revenue structures. This makes the dataset particularly well suited to evaluate the ability of federated learning methods to learn a common parametric index under heterogeneous local data distributions.

5 Experimental Design and Evaluation

The purpose of the experimental study is twofold. First, we evaluate the ability of federated learning (FL) to estimate a common parametric index when local loss-generating mechanisms are heterogeneous across producers. Second, we compare the proposed FL-based index construction with the aggregation approach introduced in Niakh et al. [2025], which relies on a second-order approximation and assumes limited heterogeneity among producers.

All experiments are conducted using the same dataset described in Section 4, ensuring that performance differences are attributable solely to the modeling approach.

Each producer i is assumed to follow a Tweedie generalized linear model:

$$\mathbb{E}[X_{i,d} | \mathbf{Y}_d] = \mu_{i,d}, \quad \mu_{i,d} \approx \tilde{\mu}_{i,d}(\mathbf{Y}_d; \mathbf{a}) = (\mathbf{a}^\top \mathbf{Y}_d)^{p_i},$$

where $\mathbf{a} \in \mathbb{R}^J$ is the common coefficient vector to be learned, while $p_i > 0$ is a producer-specific parameter capturing heterogeneity in the link function. The variance is given by

$$\text{Var}[X_{i,d} | \mathbf{Y}_d] = \phi_i \mu_{i,d}^{q_i},$$

with producer-specific dispersion ϕ_i and Tweedie index parameter q_i .

The federated learning objective is to estimate the shared vector \mathbf{a} while keeping (p_i, q_i, ϕ_i) fixed locally and private.

We implement a standard horizontal federated learning architecture. Each solar producer is treated as an individual client holding a local dataset \mathcal{D}_i . At each communication round t :

- the server broadcasts the current global parameter vector $\mathbf{a}^{(t)}$,
- each client performs E local gradient steps minimizing its Tweedie deviance,
- clients send updated parameters to the server,
- the server aggregates local updates to form $\mathbf{a}^{(t+1)}$.

We consider the following aggregation schemes:

- **FedAvg**: weighted averaging of local updates,
- **FedProx**: FedAvg with a proximal regularization term to mitigate client drift,
- **FedOpt**: server-side adaptive optimization using first and second gradient moments.

We compare the FL-based index with the following benchmark:

- **ANOR aggregation method**: the index is constructed by minimizing a conditional variance criterion derived from a second-order approximation of the conditional expectation, as proposed in Niakh et al. [2025].

This baseline implicitly assumes that individual sensitivity vectors \mathbf{a}_i are not too heterogeneous, an assumption that is relaxed in the FL framework.

Hyperparameters (learning rates, number of rounds, proximal coefficients) are selected via preliminary tuning and kept fixed across experiments.

To assess the robustness of the federated learning procedures with respect to stochastic optimization effects, all experiments are repeated over multiple independent Monte Carlo runs. In each run, the federated learning process is initialized independently and local updates rely on randomly sampled mini-batches at each communication round. Reported loss trajectories and parameter paths correspond to Monte Carlo averages, while uncertainty bands represent empirical confidence intervals across runs.

6 Results and Comparison

We now present the numerical results obtained from the federated learning framework and compare them with the approximation-based method introduced in Niakh et al. [2025]. All federated learning experiments are evaluated

using a Monte Carlo protocol, in which the full training procedure is repeated over multiple independent runs with random mini-batch sampling at the client level. Reported trajectories correspond to Monte Carlo averages, while uncertainty bands reflect empirical confidence intervals across repetitions. This protocol allows us to explicitly assess both convergence behavior and statistical variability induced by stochastic local optimization and cross-producer heterogeneity.

6.1 Convergence of Federated Learning

Figure 1 displays the evolution of the average Tweedie deviance across communication rounds for FedAvg, FedProx, and FedOpt. In each case, the solid line represents the Monte Carlo mean of the global loss, while the shaded area corresponds to confidence intervals induced by stochastic local sampling and random initialization.

All federated learning variants exhibit a rapid decrease in the deviance during the first communication rounds, followed by a stabilization phase. FedAvg and FedProx display very similar convergence profiles, both in terms of speed and variability. This reflects the moderate level of heterogeneity across producers in the present dataset, for which the proximal regularization introduced by FedProx does not substantially alter the learning dynamics relative to simple averaging.

FedOpt, which incorporates adaptive moment-based updates at the server level, converges more gradually and exhibits wider confidence intervals during the transient phase. This behavior is consistent with the conservative nature of adaptive optimization under non-i.i.d. and heterogeneous client gradients: by normalizing updates using second-order moment estimates, FedOpt reduces aggregation bias at the cost of slower convergence and increased inter-run variability. Importantly, the loss trajectories remain stable and well-behaved, indicating that the observed dispersion reflects genuine uncertainty rather than numerical instability.

Overall, these results confirm that federated learning achieves reliable convergence without sharing raw data, and that the choice between FedAvg, FedProx, and FedOpt primarily affects the bias–variance trade-off rather than feasibility or correctness of the optimization.

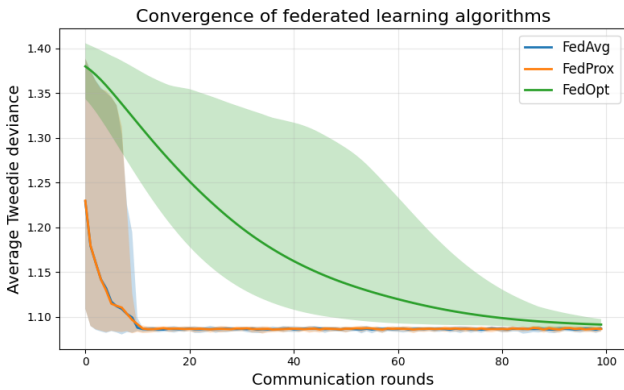


Figure 1: Monte Carlo mean and confidence intervals of the global Tweedie deviance across communication rounds for FedAvg, FedProx, and FedOpt.

6.2 Estimated Index Coefficients

Figures 2 and 3 report the evolution of the index coefficients a_1 and a_2 across federated learning rounds for FedAvg, FedProx, and FedOpt. As before, solid lines correspond to Monte Carlo mean trajectories, while shaded regions indicate empirical confidence intervals across repeated runs.

In all cases, the coefficients stabilize after a limited number of communication rounds, indicating that the federated learning process successfully extracts a common sensitivity structure from heterogeneous local models. FedAvg converges to a coefficient vector close to $\mathbf{a} = (0.335, 0.132)$, while FedProx yields a nearly identical solution with $\mathbf{a} = (0.333, 0.133)$. The proximity of these estimates confirms that, under moderate heterogeneity, the proximal correction does not materially modify the learned index relative to standard federated averaging.

FedOpt converges to $\mathbf{a} = (0.311, 0.148)$, with visibly wider confidence intervals and a slower stabilization of the coefficient trajectories. This increased dispersion reflects the adaptive nature of the server-side optimization, which remains sensitive to persistent cross-client variability and stochastic gradients induced by the Tweedie loss. Rather than indicating inferior performance, this behavior highlights a fundamental bias–variance trade-off: FedOpt provides a more conservative estimate of the global index by explicitly accounting for heterogeneity, at the cost of increased statistical uncertainty in finite samples.

Across all methods, the signs and magnitudes of the coefficients are economically consistent. Positive deviations in meteorological covariates are associated with higher production losses, in line with the interpretation of forecast errors in renewable generation. Moreover, the limited overlap between confidence intervals across coefficients suggests that the learned index is robust and not driven by idiosyncratic optimization paths.

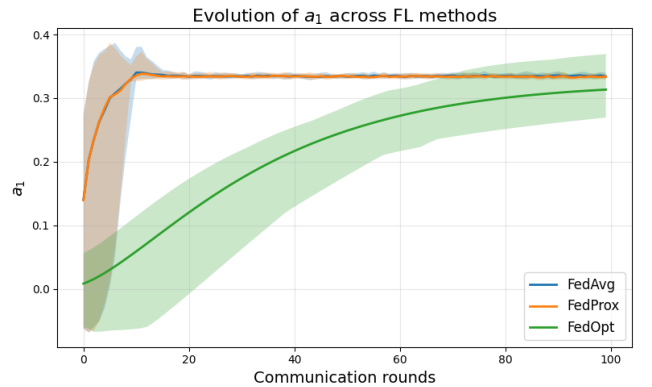


Figure 2: Monte Carlo mean and confidence intervals of coefficient a_1 across federated learning algorithms.

6.3 Comparison with Approximation-Based Aggregation

We now compare the federated learning–based indices with the approximation method introduced in our previous work Niakh et al. [2025], which yields the coefficient vector $\mathbf{a}^{ANOR} = (0.470, 0.160)$. Each method defines a parametric index of the form $Z = a_1 Y_1 + a_2 Y_2$, which is subse-

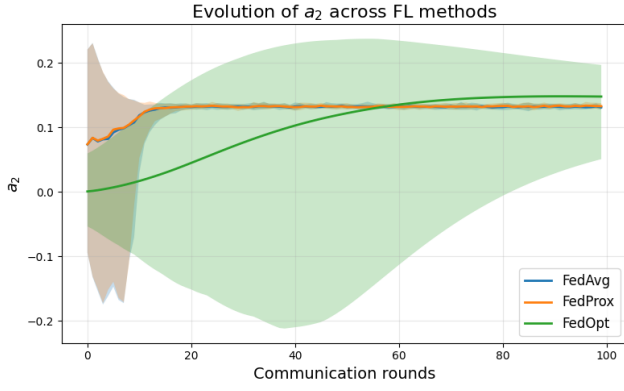


Figure 3: Monte Carlo mean and confidence intervals of coefficient a_2 across federated learning algorithms.

quently used to estimate producer-specific conditional expectations $m_i(Z) = \mathbb{E}[X_i | Z = z]$, for $z > z_0$.

For each producer and each method, the resulting basis risk is measured by the residual

$$\varepsilon_i = X_i - m_i(Z),$$

and evaluated through its empirical distribution. This procedure isolates the impact of the index construction from the local response calibration, ensuring a fair comparison across methods.

Figures 4–7 report the empirical distributions of the basis risk for four representative solar parks among the 50 farms considered, and for the four competing index constructions: the ANOR approximation and the three federated learning schemes (FedAvg, FedProx, FedOpt). Across all parks, the distributions exhibit very similar shapes, central tendencies, and dispersions, with no visually significant differences between the methods. This similarity is observed consistently across Monte Carlo repetitions, indicating that the comparison is not driven by a particular realization of the learning process.

This controlled comparison shows that, in environments characterized by a moderate degree of heterogeneity, federated learning yields index coefficients that are close to those obtained through approximation-based aggregation methods. As a result, the residual basis risk distributions at the individual producer level remain largely comparable across approaches. In the present dataset, this outcome can be attributed to the relatively homogeneous exposure of the 50 solar parks, which are geographically concentrated in southern Germany and subject to highly correlated meteorological conditions, particularly in terms of solar irradiance and cloud cover.

Importantly, this finding highlights that federated learning provides a more general and scalable approach that encompasses approximation-based methods as a special case, without relying on restrictive assumptions of homogeneity or small parameter dispersion. While methods such as ANOR can perform well in moderately heterogeneous settings, federated learning is designed to remain valid as heterogeneity increases. The present results therefore establish a meaningful baseline against which the benefits of federated learning can be more clearly evaluated in more diverse and complex environments.

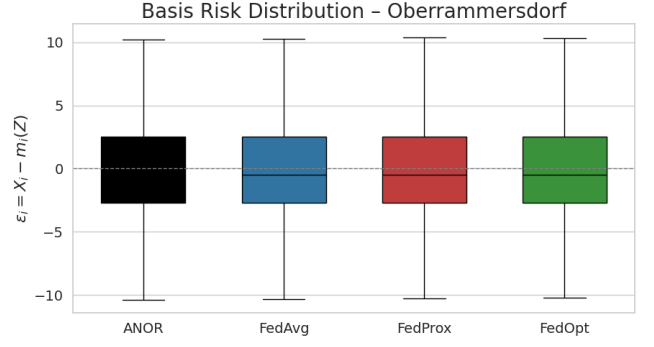


Figure 4: Evolution of basis risk for park "Oberrammersdorf"

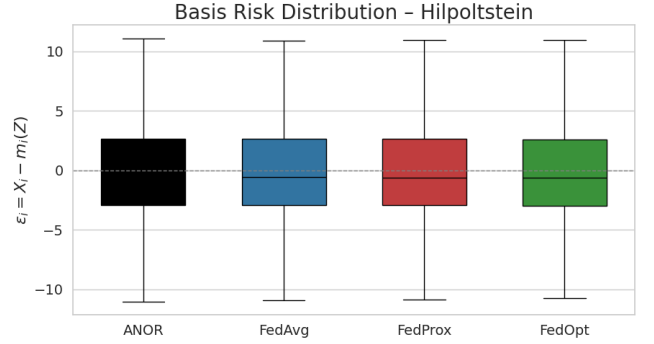


Figure 5: Evolution of basis risk for park "Hilpoltstein"

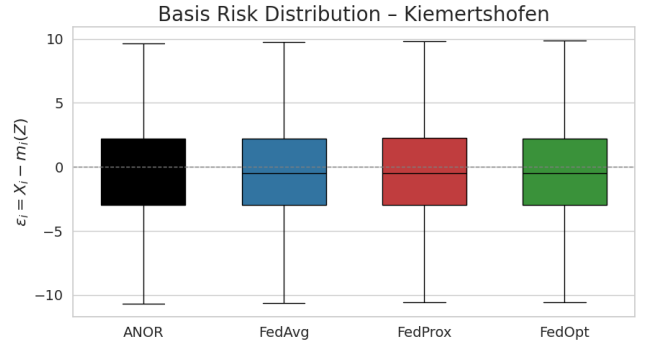


Figure 6: Evolution of basis risk for park "Kiemertshofen"

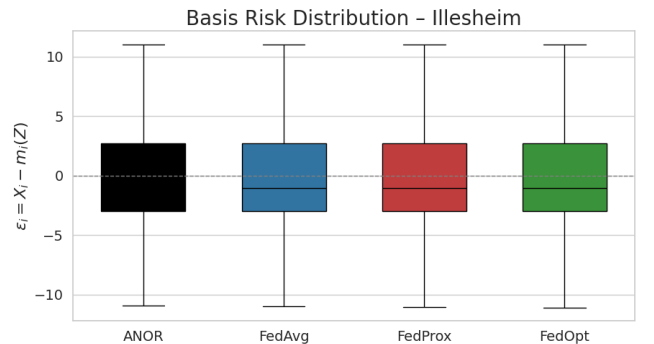


Figure 7: Evolution of basis risk for park "Illesheim"

7 Discussion and Perspectives

A central question raised by this work is whether federated learning remains conceptually and practically relevant when local models differ not only in their coefficient vectors \mathbf{a}_i , but also in their variance functions, link specifications, and

dispersion parameters (p_i, q_i, ϕ_i) .

From a statistical perspective, the answer is affirmative provided that the objective of the aggregation is clearly defined. Federated learning does not aim to recover the individual structural models $(\mathbf{a}_i, p_i, q_i, \phi_i)$. Instead, it estimates a global index parameter \mathbf{a} that minimizes a population-level risk functional under data decentralization constraints. In this sense, FL can be interpreted as a distributed M-estimation procedure with heterogeneous local losses.

The empirical results of Section 6 further clarify this point. Despite the methodological differences between ANOR and FL-based approaches, the resulting basis risk distributions are remarkably similar across the four representative parks considered. This suggests that, in the present dataset, heterogeneity across producers is moderate and that local sensitivity structures are sufficiently aligned for second-order approximations and federated optimization to yield comparable indices.

The presence of heterogeneous link and variance functions implies that the global model is necessarily misspecified for each individual producer. However, this misspecification is intrinsic to any parametric index design. A single index cannot perfectly replicate all individual loss processes. Federated learning offers a principled way to resolve this tension by explicitly optimizing a global objective rather than relying on approximations whose validity depends on unverifiable homogeneity assumptions.

The global coefficient vector \mathbf{a} learned through FL should therefore be interpreted as a consensus sensitivity structure. It captures how the index reacts, on average, to meteorological covariates across producers, while allowing each producer to retain idiosyncratic variance and link characteristics. This interpretation aligns naturally with the role of parametric insurance indices, which are not intended to perfectly track individual losses, but to provide a transparent and contractible proxy for systemic risk.

Our comparison of FedAvg, FedProx, and FedOpt highlights practical trade-offs. FedAvg offers simplicity and computational efficiency and performs well in the present low-heterogeneity setting. FedProx introduces additional stability when local objectives diverge, at the cost of an extra hyperparameter. FedOpt further adapts the server-side optimization to the geometry of the loss function, which is particularly relevant for heavy-tailed Tweedie losses. While differences between these methods are limited in this case study, they are expected to become more salient in more heterogeneous or larger-scale deployments.

Beyond statistical considerations, federated learning offers substantial regulatory and operational advantages. Data sharing across energy producers is often constrained by confidentiality agreements or competitive concerns. FL enables collaborative index calibration without exposing proprietary production data, thereby lowering adoption barriers. Moreover, the transparency of the resulting index—being a linear combination of observable covariates—facilitates regulatory approval and strengthens trust among insured parties.

This study has several limitations. We focus on static indices calibrated on historical data and assume fixed local parameters (p_i, q_i, ϕ_i) . This setting is sufficient to high-

light conceptual differences between aggregation schemes but does not capture temporal non-stationarities such as climate trends or technological evolution in solar parks.

Several extensions naturally follow from this work. First, dynamic federated learning schemes could be developed to update index parameters in real time. Second, multi-index designs could be explored to better capture regional or technological clusters. Third, applying the proposed framework to more heterogeneous settings—such as larger geographical areas, mixed renewable technologies, or cross-country portfolios—would allow a clearer empirical assessment of the benefits of federated learning over approximation-based methods.

More broadly, this framework opens the door to a new generation of data-driven parametric insurance products that are both privacy-preserving and robust to heterogeneity.

8 Conclusion

This paper introduces a federated learning framework for parametric index design in renewable energy insurance. We address a central challenge of parametric insurance: constructing a single, transparent index that remains robust across multiple producers, while accounting for heterogeneity in loss-generating processes and respecting data confidentiality constraints.

Building on generalized linear models with Tweedie distributions, we propose a federated optimization scheme that learns a common sensitivity vector to meteorological covariates, while allowing for producer-specific variance and link parameters. Unlike existing approaches based on analytical approximations or centralized estimation, the proposed method directly optimizes a global deviance criterion using distributed data and modern federated learning algorithms.

From a methodological perspective, this work extends federated learning beyond the classification and regression settings most commonly studied in the literature. By adapting FL to heavy tailed insurance losses and heterogeneous non-linear link functions, we show that standard aggregation schemes such as FedAvg, FedProx, and FedOpt can be meaningfully deployed in an actuarial context.

From an applied standpoint, we illustrate the framework on a large-scale case study involving solar power producers in southern Germany, combining physics-based production simulations with high-resolution meteorological data. The empirical results indicate that the indices obtained via federated learning are comparable to those derived from approximation-based methods previously proposed in the literature. This similarity reflects the relatively moderate heterogeneity across the producers considered.

Importantly, the contribution of this work is not limited to outperforming existing methods on a specific dataset. Rather, federated learning provides a conceptually sound and scalable framework for index calibration that remains valid beyond the regime where analytical approximations hold. It offers a systematic way to aggregate heterogeneous local models without relying on restrictive homogeneity assumptions or centralized data access.

More broadly, this paper contributes to the growing intersection of actuarial science, renewable energy finance, and privacy-preserving machine learning. By enabling collabora-

tive yet confidential index design, federated learning opens new avenues for the development of parametric insurance products that are both operationally feasible and aligned with the systemic nature of climate-related risks.

Acknowledgments

The author would like to thank François HU for insightful discussions that motivated the initial idea of this work. This paper originated from a collaborative project aimed at co-supervising students on federated learning applications in insurance. Through this collaboration, the author had the opportunity to explore federated learning in a broader context, while the supervised group investigated related applications to insurance claim frequency data. These exchanges played an important role in shaping the perspective and methodological direction adopted in this paper.

References

- Harshit Gupta, Dhairya Patel, Anurag Makade, Kapil Gupta, OP Vyas, and Antonio Puliafito. Risk prediction in the life insurance industry using federated learning approach. In *2022 IEEE 21st Mediterranean Electrotechnical Conference (MELECON)*, pages 948–953. IEEE, 2022.
- Tian Li, Anit Kumar Sahu, Manzil Zaheer, Maziar Sanjabi, Ameet Talwalkar, and Virginia Smith. Federated optimization in heterogeneous networks. *Proceedings of Machine Learning and Systems*, 2:429–450, 2020.
- H. Brendan McMahan, Eider Moore, Daniel Ramage, Seth Hampson, and Blaise Agüera y Arcas. Communication-efficient learning of deep networks from decentralized data. In *Proceedings of the 20th International Conference on Artificial Intelligence and Statistics (AISTATS)*, pages 1273–1282, 2017.
- Fallou Niakh, Alicia Bassière, Michel Denuit, and Christian Y Robert. Peer-to-peer basis risk management for renewable production parametric insurance. *Annals of Operations Research*, pages 1–47, 2025.
- Sashank Reddi, Zachary Charles, Manzil Zaheer, Zachary Garrett, Keith Rush, Jakub Konečný, Sanjiv Kumar, and H. Brendan McMahan. Adaptive federated optimization. In *International Conference on Learning Representations (ICLR)*, 2021.
- Nicola Rieke, Jonny Hancox, Wenqi Li, Fausto Milletari, Holger Roth, Shadi Albarqouni, Spyridon Bakas, Mathieu Galtier, Bennett A. Landman, Klaus Maier-Hein, et al. The future of digital health with federated learning. *npj Digital Medicine*, 3(1):1–7, 2020.
- Tao Yin, Changgen Peng, Weijie Tan, Dequan Xu, and Hanlin Tang. Federated learning model for auto insurance rate setting based on tweedie distribution. *CMES-Computer Modeling in Engineering & Sciences*, 138(1), 2024.