

Energy-Aware Ensemble Learning for Coffee Leaf Disease Classification

Larissa Ferreira Rodrigues Moreira¹, Rodrigo Moreira¹, Leonardo Gabriel Ferreira Rodrigues²

¹Federal University of Viçosa (UFV), Minas Gerais, Brazil

²Federal University of Uberlândia (UFU), Minas Gerais, Brazil

Emails: rodrigo@ufv.br, larissa.f.rodrigues@ufv.br, leonardo.g.rodrigues@ufu.br

Abstract—Coffee yields are contingent on the timely and accurate diagnosis of diseases; however, assessing leaf diseases in the field presents significant challenges. Although Artificial Intelligence (AI) vision models achieve high accuracy, their adoption is hindered by the limitations of constrained devices and intermittent connectivity. This study aims to facilitate sustainable on-device diagnosis through knowledge distillation: high-capacity Convolutional Neural Networks (CNNs) trained in data centers transfer knowledge to compact CNNs through Ensemble Learning (EL). Furthermore, dense tiny pairs were integrated through simple and optimized ensembling to enhance accuracy while adhering to strict computational and energy constraints. On a curated coffee leaf dataset, distilled tiny ensembles achieved competitive with prior work with significantly reduced energy consumption and carbon footprint. This indicates that lightweight models, when properly distilled and ensembled, can provide practical diagnostic solutions for Internet of Things (IoT) applications.

Index Terms—CNN, IoT, Sustainability, Ensemble, MEC.

I. INTRODUCTION

Coffee is among the most widely consumed and popular beverages globally. It is cultivated in diverse regions worldwide and represents a significant market. Consequently, coffee plants encounter challenges of varying severity, including diseases that affect the plant and subsequently influence the quality and productivity of the beans [1]. Management techniques and various technologies, particularly computational technologies, are employed to enhance productivity [2], [3].

Among computational methodologies, Artificial Intelligence (AI) stands out for its ability to facilitate processes ranging from segmentation to disease classification based on crop-image diagnostics [4]. The main challenge is not the classification itself, but rather how this capability is disseminated to end users and how they benefit from it, whether they are field professionals or agricultural producers using it for personal consumption [5]. This is because models based on Convolutional Neural Networks (CNNs) are generally computationally demanding, particularly during the training phase [6], [7].

While previous research has primarily concentrated on accuracy [2], [7], [8], it often neglects the practical deployment challenges that influence the accessibility of image-based diagnostics for farmers to use. These challenges encompass: (i) stringent constraints on energy, memory, and intermittent connectivity linked to low-cost hardware; (ii) the necessity for robustness against variations in illumination, leaf age, cultivar differences, and camera discrepancies; (iii) issues of class

imbalance and domain shift across different farms and seasons; (iv) the lack of calibrated uncertainty to support risk-aware decision-making; and (v) the limited and standardized reporting of computational and carbon costs alongside accuracy and latency [9], [10].

These gaps hinder the transition from controlled benchmarks to practical applications in the field of robotics. In contrast, Ensemble Learning (EL) has the potential to enhance robustness and calibration, and compress model capacity into more compact forms through knowledge transfer and distillation. This approach paves the way for on-device inference while enabling transparent reporting of accuracy and energy trade-offs, thereby promoting sustainable adoption [11]. This is largely due to the fact that models based on CNNs are predominantly computationally intensive, particularly during the training phase.

This study addresses this challenge by utilizing EL techniques to enable knowledge transfer to cost-effective models that are well-suited for integration into Internet of Things (IoT) or low-cost devices. In doing so, we contribute not only to the advancement of EL techniques for knowledge transfer but also to a deeper understanding of the energy consumption associated with these techniques. We demonstrate that transfer learning on compact backbones, combined through three complementary EL schemes, consistently yields accuracy gains under fixed compute budgets while maintaining a lower energy footprint.

The remainder of this paper is organized as follows: Section II reviews relevant prior work. Section III presents our proposed method. Section IV discusses the experimental results, and Section V concludes the paper with final remarks and directions for future research.

II. RELATED WORK

Aghababaei et al. [12] survey AI across the agro-food chain, noting sustainability gains from smarter control, edge sensing, and predictive planning; they aggregate prior results but do not target lightweight models. Kimutai et al. [13] evaluate domain-adaptation for pest and disease detection and show field-oriented feasibility with TinyML; effectiveness is solid on source data and moderate on new crops, including a real-farm pilot.

Dai et al. [14] study compact vision models with edge quantization, reporting very high accuracy and measured

TABLE I: Short State-of-the-Art Comparison.

Approach	Method	Coffee focus	Ensemble/Fusion	Edge/MEC	TinyML/on device
Aghababaei et al. [12]	AI survey from farm to fork	●	●	●	○
Kimutai et al. [13]	AgroNet CNN with domain head and TinyML	●	○	●	●
Dai et al. [14]	Lightweight CNN/ViT with dual stream and HPO	●	○	●	●
Novtahaning et al. [15]	Transfer learning plus ensemble of CNNs	●	●	○	○
Latif et al. [16]	Feature concatenation of CNN and handcrafted	●	●	○	○
Guedes et al. [17]	Benchmark ShuffleNet versus other CNNs	●	○	●	●
Thakur et al. [4]	Hybrid segmentation and classification with U-Net, SegNet, VGG16, Mask R-CNN	●	●	○	○
Ours	Knowledge distillation with compact CNNs and simple/optimized stacking ensembles	●	●	●	●

latency/power on low-cost devices, emphasizing on-device efficiency. Novtahaning et al. [15] combine multiple pretrained models for coffee leaves, reaching high test accuracy but without a focus on lightweight deployment.

Latif et al. [16] fuse learned and handcrafted features with a simple classifier, achieving very high scores while keeping the feature extractor relatively light. Albuquerque and Guedes [17] benchmark multiple networks for coffee leaves and identify a lightweight option with strong generalization suitable for Agricultural IoT. Thakur et al. [4] couple segmentation and classification to improve localization and accuracy; the approach is not lightweight but supports targeted treatment and potential reductions in chemical use.

In Table I the column “Method” briefly names the main technique or model. “Coffee focus” indicates whether the study targets coffee leaf disease or stress. “Ensemble or Fusion” marks whether multiple models or feature sets are combined. “Edge or Multi-access Edge Computing (MEC)” signals execution or orchestration close to sensors or at the edge. “TinyML” or on device denotes feasibility on constrained devices such as mobile or microcontroller class hardware. Status markers are used as follows: ● Yes; ○ No; and ● Partial.

Positioning. Unlike prior work centered on accuracy or cloud-heavy models, we pursue sustainable on-device diagnosis by distilling high-capacity Convolutional Neural Network (CNN) into compact backbones and pairing them with simple and optimized ensembles. We also report computation, energy, and carbon alongside accuracy and latency, putting deployability under tight device and connectivity constraints at the center.

III. PROPOSED APPROACH

We introduce an energy-aware pipeline that pairs lightweight CNN backbones with simple ensembling (optimized averaging and stacking) to deliver high-accuracy, on-device diagnosis under tight compute, bandwidth, and power budgets.

A. IoT-Driven Data Acquisition Framework

The proposed approach is situated within an IoT-driven framework designed to facilitate sustainable agricultural prac-

tices. This paradigm relies on the timely and accurate acquisition of in-situ data to enable precision agriculture, where resources such as water and pesticides can be applied in a targeted manner. Our conceptual architecture involves a network of data capture points, such as farmer-operated mobile devices or low-cost stationary cameras, deployed within the coffee plantation.

A primary challenge in such IoT systems is the significant constraint on computational power, network bandwidth, and energy consumption. Therefore, our entire ML pipeline is designed for feasibility in this context. We prioritize computationally efficient, lightweight models that are viable for deployment on edge devices or local servers. This design allows for rapid, on-site diagnostics, reducing latency and data transmission costs.

B. Dataset

We used the RoCoLe coffee leaf dataset [18]¹. This dataset comprises 1560 images categorized into 2 classes with 791 healthy leaves and 769 diseased leaves including different levels of rust. To ensure a robust evaluation, the dataset was partitioned into training and test sets using a standard 80/20 stratified split. Figure 1 shows some examples of healthy and diseased coffee leaves.



Fig. 1: Top row: healthy leaves. Bottom row: disease leaves with rust symptoms from the RoCoLe dataset.

C. Lightweight Base Classifiers (Base Models)

We selected three CNN architectures as our base classifiers: MobileNetV3, SqueezeNet, and ResNet-18. These models are well-established for providing a strong balance between high

¹Available at: <https://doi.org/10.17632/c5yvn32dzg.2>

predictive accuracy and low computational cost, making them ideal for deployment on mobile or edge devices.

- **MobileNet:** A highly efficient model designed specifically for mobile devices. It utilizes inverted residual blocks and lightweight attention (squeeze-and-excite modules) to optimize for low latency and power consumption [19].
- **SqueezeNet:** An architecture renowned for its extremely small model size (often <1MB). It achieves this by aggressively reducing parameters using “fire modules”, which consist of a 1×1 *squeeze* convolution layer followed by a mix of 1×1 and 3×3 *expand* layers [20].
- **ResNet:** An architecture that introduced “residual connections” (or skip connections). These connections enable the effective training of much deeper networks by mitigating the vanishing gradient problem. The 18-layer variant offers a robust baseline of high accuracy with a manageable computational load [21].

D. Meta-Model Analysis

The choice of the meta-model (M_{meta}) in the Stacking architecture is a critical design decision that directly impacts the final ensemble performance. The meta-model’s task is to learn the complex relationships and error patterns from the concatenated probability vectors (V_{train}) supplied by the base models. To identify the optimal meta-model for our coffee leaf disease problem, we conducted a comparative analysis. We evaluated the following five classifiers, each representing a different learning paradigm [22]:

- **Logistic Regression (LR):** A linear, probabilistic model that serves as a common and highly efficient baseline for classification.
- **Support Vector Machine (SVM):** A classifier that finds the optimal hyperplane to maximize the margin between classes, often using a kernel to handle non-linear data.
- **Multi-Layer Perceptron (MLP):** A simple feedforward neural network capable of learning complex, non-linear decision boundaries from the input probabilities.
- **Random Forest (RF):** An ensemble method that constructs a “forest” of decorrelated decision trees and aggregates their votes, making it highly robust to overfitting.
- **LightGBM (LGBM):** A state-of-the-art gradient boosting framework that builds decision trees sequentially, where each new tree corrects the errors of the previous ones.

E. Ensemble Strategies

To improve predictive performance, we investigated three ensemble strategies for combining the outputs of two base models (M_A, M_B) and all models: Simple Averaging, Optimized Weighted Averaging, and Stacked Generalization [23], [24].

1) *Simple Averaging Ensemble:* This method, also known as soft voting, computes the mean of the probability vectors $P_A(x)$ and $P_B(x) \in \mathbb{R}^C$ from each base model. The final probability $P_{avg}(x)$ is calculated as shown in Equation 1:

$$P_{avg}(x) = \frac{1}{2}P_A(x) + \frac{1}{2}P_B(x) \quad (1)$$

The final prediction \hat{y} is the class with the highest average probability (Equation 2):

$$\hat{y} = \arg \max_{c \in \{1, \dots, C\}} (P_{avg}(x))_c \quad (2)$$

2) *Optimized Weighted Averaging Ensemble:* This method refines the simple average by assigning learnable weights, w_A and w_B , to each model’s output, as defined in Equation 3.

$$P_{weighted}(x) = w_A P_A(x) + w_B P_B(x) \quad (3)$$

The optimal weights (w_A^*, w_B^*) are found by numerically maximizing the ensemble’s classification accuracy on the test set, D_{val} . This optimization is performed subject to the constraints that the weights must be non-negative and sum to unity, as shown in Equation 4.

$$w_A + w_B = 1; \quad w_A, w_B \geq 0 \quad (4)$$

We implemented this process by minimizing the negative accuracy using the Sequential Least Squares Programming (SLSQP) algorithm [25].

3) *Stacked Generalization (Stacking):* Stacked Generalization (stacking) trains a second-level “meta-model” to learn the best combination of base model predictions. First, the probability vectors from M_A and M_B on the training set D_{train} are concatenated to form a new feature vector v_i , as shown in Equation 5.

$$v_i = [P_A(x_i) \oplus P_B(x_i)] = [p_{A,1}, \dots, p_{A,C}, p_{B,1}, \dots, p_{B,C}] \quad (5)$$

This new dataset, $D_{meta} = \{(v_i, y_i)\}$, is used to train a meta-model, M_{meta} , for which we employed a classifier. For evaluation, predictions from the test set are processed similarly and fed to the trained M_{meta} to yield the final prediction (Equation 6).

$$\hat{y} = M_{meta}(v_{test}) = M_{meta}([P_A(x_{test}) \oplus P_B(x_{test})]) \quad (6)$$

IV. RESULTS AND DISCUSSION

We assessed the energy consumption and carbon footprint, with experiments conducted on a cloud instance located in the Fabric testbed [26], equipped with an NVIDIA Quadro RTX 6000 GPU and an AMD EPYC 7532 CPU.

To enhance model generalization and prevent overfitting, the training images were subjected to a series of random transformations. This included a resize to 224×224 pixels, horizontal and vertical flips, and random rotation (up to 30 degrees). All images were resized and center-cropped to a final input size of 224×224 pixels. We employed transfer learning to leverage the feature extraction capabilities of these models.

Each architecture was initialized with weights pre-trained on the ImageNet dataset. All base models were trained individually for 50 epochs using Stochastic Gradient Descent

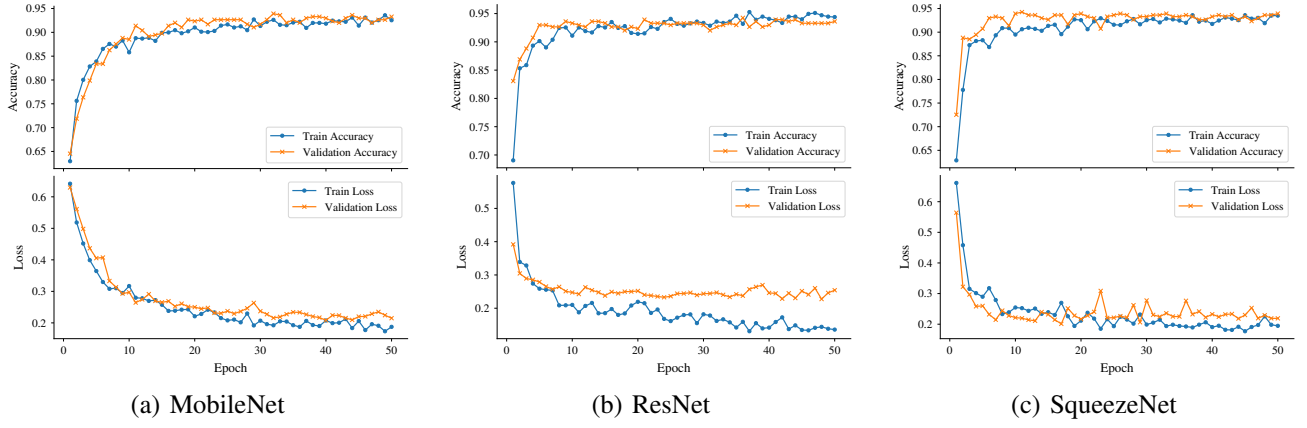


Fig. 2: Training and test accuracy/loss over epochs for baseline CNNs.

(SGD) with a learning rate of 0.001 and momentum of 0.9. The Cross-Entropy Loss function was adopted as the optimization criterion. First, we trained three baseline CNNs (MobileNet, ResNet, and SqueezeNet). Figure 2 shows the training/test accuracy and loss curves, confirming stable convergence.

A. Energy Consumption and Carbon Footprint

The results, summarized in Table II, highlight a clear distinction between the one-time training cost and the operational cost of the ensemble. The training phase for the three base models (MobileNet-Small, SqueezeNet, and ResNet-18) was the most resource-intensive step. All models demonstrated similar requirements, with an average training duration of 762.3 seconds (≈ 12.7 minutes) and an average energy consumption of 0.124 kWh.

In stark contrast, the ensemble evaluation process which includes generating predictions from two base models and training all five meta-classifiers (LR, RF, MLP, SVM, and LGBM), was exceptionally efficient. On average, each ensemble pair required only 35.1 seconds and consumed just 0.007 kWh.

This shows that the energy required for the complete ensemble and stacking procedure is approximately 17.7 times less than the energy required to train a single base model. Furthermore, due to the low-carbon intensity energy grid, the estimated carbon footprint was minimal, averaging 0.437g of CO₂eq for a full training run and a negligible 0.025g of CO₂eq for the entire ensemble evaluation. This analysis confirms that while the initial training phase carries a moderate energy cost, the operational energy cost of using the ensemble for inference is minimal.

Figure 3 shows that training each baseline model (MobileNet, ResNet, SqueezeNet) dominates energy use (0.15-0.16 kWh), with consumption overwhelmingly CPU-bound; GPU and RAM contribute only marginally. In contrast, running two-model ensembles incurs over an order of magnitude less energy, remaining well below 0.02 kWh per combination. Thus, the accuracy gains from ensembling come at a negligible

additional energy cost relative to training, aligning with our sustainability goals.

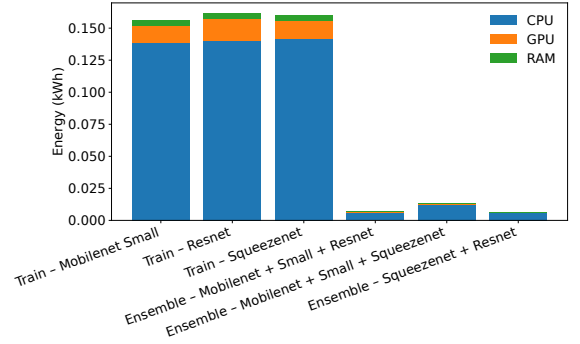


Fig. 3: Energy breakdown (CPU/GPU/RAM) for training vs. two-model ensembles.

B. Ensemble Evaluation

The results of our meta-model analysis are summarized in Table III. This comparison reveals a high degree of performance consistency across the three evaluated classifiers. All meta-models achieved an identical accuracy of 94.25% and recall of 94.24%. While minor, sub-percentage variations were observed in F1-Score and Precision, the overall performance is similar, indicating that the ensemble's final accuracy is robust to the choice among these three meta-models.

Figure 4 shows the prediction confidence distribution of each evaluated meta-model, the distributions is heavily left-skewed, with the vast majority of predictions falling in the 0.9 to 1.0 confidence range. This indicates the model is highly certain of its classifications, as the highest bin (confidence > 0.95).

Prediction-confidence histograms in Fig. 4 for the stacking meta-models concentrate near 0.95-1.0, indicating highly decisive outputs. LR shows the sharpest peak (most confident), SVM exhibits a slightly broader high-confidence mass, and MLP has the widest spread with a small low-confidence tail. This pattern suggests well-separated classes with modest calibration differences across meta-models.

TABLE II: Resource consumption metrics and emissions.

Experiment	Duration (s)	Energy Consumed (kWh)	CPU Energy (kWh)	GPU Energy (kWh)	RAM Energy (kWh)	Emissions (kgCO ₂ eq)	Emissions Rate (kgCO ₂ eq/s)
Train: Mobilenet	791.03	1.56×10^{-1}	1.39×10^{-1}	1.32×10^{-2}	4.20×10^{-3}	3.20×10^{-2}	4.05×10^{-5}
Train: Resnet	798.01	1.62×10^{-1}	1.40×10^{-1}	1.75×10^{-2}	4.30×10^{-3}	3.32×10^{-2}	4.16×10^{-5}
Train: Squeezenet	808.41	1.60×10^{-1}	1.42×10^{-1}	1.43×10^{-2}	4.30×10^{-3}	3.29×10^{-2}	4.07×10^{-5}
Ensemble: Mobilenet + Resnet	32.77	6.90×10^{-3}	6.20×10^{-3}	5.00×10^{-4}	2.00×10^{-4}	1.41×10^{-3}	4.31×10^{-5}
Ensemble: Mobilenet + Squeezenet	66.06	1.37×10^{-2}	1.23×10^{-2}	1.00×10^{-3}	4.00×10^{-4}	2.81×10^{-3}	4.25×10^{-5}
Ensemble: Squeezenet + Resnet	33.32	6.60×10^{-3}	5.90×10^{-3}	5.00×10^{-4}	2.00×10^{-4}	1.36×10^{-3}	4.08×10^{-5}

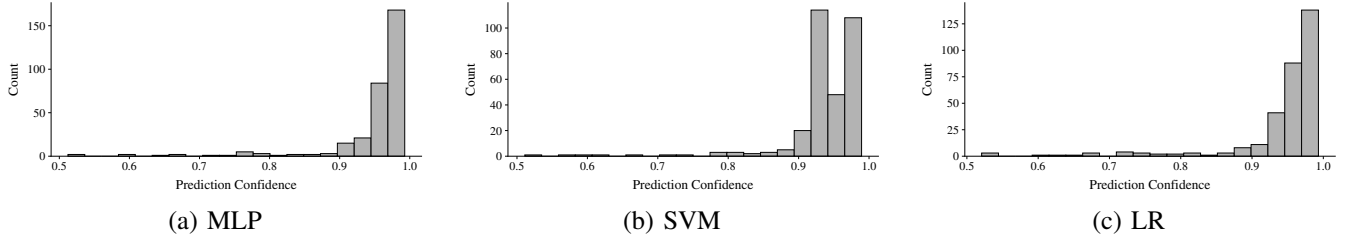


Fig. 4: Prediction confidence distributions for the Stacking meta-models.

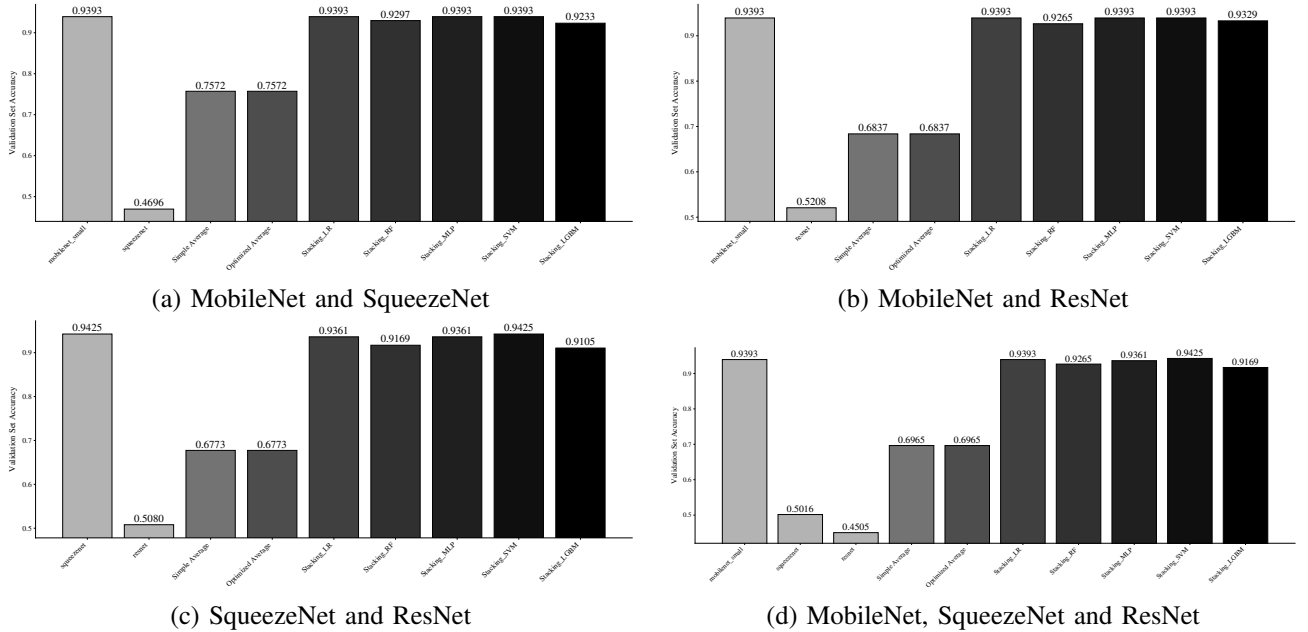


Fig. 5: Ensemble for each experiment.

TABLE III: Comparative performance of Stacking meta-models for the three-best model ensemble.

Meta-Model	Accuracy (%)	F1-Score (%)	Precision (%)	Recall (%)
MLP	94.25	94.34	94.22	94.24
SVM	94.25	94.40	94.21	94.24
LR	94.25	94.34	94.22	94.24

Across all pairings, we noticed in Fig 5 naive and optimized averaging underperform (≈ 0.68 - 0.76), whereas stacking consistently recovers high accuracy (≈ 0.93 - 0.94), matching or slightly exceeding the strongest single backbone. The largest relative gains arise when a strong model is paired with a weaker one (notably with ResNet), indicating that stacking effectively exploits complementary error patterns.

V. CONCLUDING REMARKS

This study presented a knowledge distillation approach grounded in EL, in which dense acn CNNs are trained in data centers, and their probabilities guide compact CNNs to improve prediction quality in IoT scenarios. Across multiple ensemble combinations, the distilled tiny CNNs surpassed both their standalone baselines and individual dense models while operating under tight compute and energy budgets. These findings indicate that small models, when distilled and combined, can deliver accurate and efficient diagnoses on resource-constrained devices and can advance practical coffee leaf disease monitoring.

In future work, we will look at more types of CNN backbones and new EL strategies. We will also compare how our method holds up against Federated Learning and other training methods. We will check for accuracy, speed, data use, and energy. We plan to test how strong it is in real-world settings, study how well it makes decisions, and measure its carbon footprint during training and use. Our results help make edge intelligence better, more reliable, and of higher quality.

ACKNOWLEDGMENT

The authors thank the FAPEMIG (Grant #APQ00923-24), FAPESP MCTIC/CGI Research project 2018/23097-3 - SFI2 - Slicing Future Internet Infrastructures.

REFERENCES

- [1] A. Ali Salama, "Towards automated, efficient, and interpretable diagnosis coffee leaf disease: A dual-path visual transformer network," *Expert Systems with Applications*, vol. 255, p. 124490, 2024. [Online]. Available: <https://www.sciencedirect.com/science/article/pii/S0957417424013575>
- [2] T. Machado, L. Rodrigues, B. Travençolo, C. Costa, D. Lima, and L. Moreira, "Evaluation of convolutional neural networks for coffee leaf rust classification," in *Anais do XVI Workshop de Computação Aplicada à Gestão do Meio Ambiente e Recursos Naturais*. Porto Alegre, RS, Brasil: SBC, 2025, pp. 11–20. [Online]. Available: <https://sol.sbc.org.br/index.php/wcama/article/view/36078>
- [3] P. M. Bidarakundi and B. Muthu Kumar, "A coffee leaf disease detection via deep learning algorithms," in *2024 International Conference on Trends in Quantum Computing and Emerging Business Technologies*, 2024, pp. 1–5.
- [4] D. Thakur, T. Gera, A. Aggarwal, M. Verma, M. Kaur, D. Singh, and M. Amoon, "Sunet: Coffee leaf disease detection using hybrid deep learning model," *IEEE Access*, vol. 12, pp. 149 173–149 191, 2024.
- [5] A. Holzinger, I. Fister, I. Fister, H.-P. Kaul, and S. Asseng, "Human-centered ai in smart farming: Toward agriculture 5.0," *IEEE Access*, vol. 12, pp. 62 199–62 214, 2024.
- [6] I. V. C. Motta, N. Vuillerme, H.-H. Pham, and F. A. P. de Figueiredo, "Machine learning techniques for coffee classification: a comprehensive review of scientific research," *Artificial Intelligence Review*, vol. 58, no. 1, p. 15, Nov 2024. [Online]. Available: <https://doi.org/10.1007/s10462-024-11004-w>
- [7] L. V. Boas, L. Rodrigues, R. M. e Silva, D. Lima, and L. Moreira, "Ai-driven approach for digital agriculture: A case study on coffee leaf disease," in *Anais do XVI Workshop de Computação Aplicada à Gestão do Meio Ambiente e Recursos Naturais*. Porto Alegre, RS, Brasil: SBC, 2025, pp. 1–10. [Online]. Available: <https://sol.sbc.org.br/index.php/wcama/article/view/36077>
- [8] A. K. Alkhalifa, M. Aljebreen, R. Alanazi, N. Ahmad, O. Alrusaini, N. O. Aljehane, A. Alqazzaz, and H. Alkhiri, "Leveraging hybrid deep learning with starfish optimization algorithm based secure mechanism for intelligent edge computing in smart cities environment," *Scientific Reports*, vol. 15, no. 1, p. 33069, Sep 2025. [Online]. Available: <https://doi.org/10.1038/s41598-025-11608-4>
- [9] L. F. Rodrigues Moreira, R. Moreira, B. A. N. Travençolo, and A. R. Backes, "Deep learning based image classification for embedded devices: A systematic review," *Neurocomputing*, vol. 623, p. 129402, 2025. [Online]. Available: <https://www.sciencedirect.com/science/article/pii/S0925231225000748>
- [10] D. R. R. Govendhan, S. N. N., and M. R., "Ai-driven hybrid feature fusion for improved coffee leaf disease detection in iot-enabled python systems," in *2025 International Conference on Data Science, Agents & Artificial Intelligence (ICDSAAI)*, 2025, pp. 1–6.
- [11] P. Delfani, V. Thuraga, B. Banerjee, and A. Chawade, "Integrative approaches in modern agriculture: Iot, ml and ai for disease forecasting amidst climate change," *Precision Agriculture*, vol. 25, no. 5, pp. 2589–2613, Oct 2024. [Online]. Available: <https://doi.org/10.1007/s11119-024-10164-7>
- [12] A. Aghababaei, F. Aghababaei, M. Pignitter, and M. Hadidi, "Artificial intelligence in agro-food systems: From farm to fork," *Foods*, vol. 14, no. 3, 2025. [Online]. Available: <https://www.mdpi.com/2304-8158/14/3/411>
- [13] G. Kimutai and A. Förster, "Domain-adaptive tinyml model for efficient pest and disease detection in domestic crops: A practical approach for developing countries," in *Proceedings of the 2024 International Conference on Information Technology for Social Good*, ser. GoodIT '24. New York, NY, USA: Association for Computing Machinery, 2024, p. 44–55. [Online]. Available: <https://doi.org/10.1145/3677525.3678639>
- [14] G. Dai, Z. Tian, C. Wang, Q. Tang, H. Chen, and Y. Zhang, "Lightweight vision transformer with lite-aypso hyperparameter optimization for agricultural disease recognition," *IEEE Internet of Things Journal*, pp. 1–1, 2025.
- [15] D. Novtahaning, H. A. Shah, and J.-M. Kang, "Deep learning ensemble-based automated and high-performing recognition of coffee leaf disease," *Agriculture*, vol. 12, no. 11, 2022. [Online]. Available: <https://www.mdpi.com/2077-0472/12/11/1909>
- [16] M. A. Latif, N. Afshan, Z. Mushtaq, N. A. Khan, M. Irfan, G. Nowakowski, S. M. Alqhtani, S. N. F. Mursal, and S. Telenyk, "Enhanced classification of coffee leaf biotic stress by synergizing feature concatenation and dimensionality reduction," *IEEE Access*, vol. 11, pp. 100 887–100 906, 2023.
- [17] L. D. Albuquerque and E. B. Guedes, "Coffee plant leaf disease detection for digital agriculture," *Journal on Interactive Systems*, vol. 15, no. 1, p. 220–233, Mar. 2024. [Online]. Available: <https://journals-sol.sbc.org.br/index.php/jis/article/view/3804>
- [18] J. Parraga-Alava, K. Cusme, A. Loo, and E. Santander, "RoCoLe: A robusta coffee leaf images dataset for evaluation of machine learning based methods in plant diseases recognition," *Data in Brief*, vol. 25, p. 104414, 2019. [Online]. Available: <https://www.sciencedirect.com/science/article/pii/S2352340919307693>
- [19] A. G. Howard, M. Zhu, B. Chen, D. Kalenichenko, W. Wang, T. Weyand, M. Andreetto, and H. Adam, "Mobilenets: Efficient convolutional neural networks for mobile vision applications," 2017. [Online]. Available: <https://arxiv.org/abs/1704.04861>
- [20] F. N. Iandola, S. Han, M. W. Moskewicz, K. Ashraf, W. J. Dally, and K. Keutzer, "Squeezenet: Alexnet-level accuracy with 50x fewer parameters and 0.5mb model size," 2016.
- [21] K. He, X. Zhang, S. Ren, and J. Sun, "Deep residual learning for image recognition," in *Proceedings of the IEEE Conference on Computer Vision and Pattern Recognition (CVPR)*, June 2016.
- [22] D. Ruppert, "The elements of statistical learning: Data mining, inference, and prediction," *Journal of the American Statistical Association*, vol. 99, no. 466, pp. 567–567, 2004. [Online]. Available: <https://doi.org/10.1198/jasa.2004.s339>
- [23] D. H. Wolpert, "Stacked generalization," *Neural Networks*, vol. 5, no. 2, pp. 241–259, 1992. [Online]. Available: <https://www.sciencedirect.com/science/article/pii/S0893608005800231>
- [24] R. Polikar, "Ensemble based systems in decision making," *IEEE Circuits and Systems Magazine*, vol. 6, no. 3, pp. 21–45, 2006.
- [25] D. Kraft, *A Software Package for Sequential Quadratic Programming*, ser. Deutsche Forschungs- und Versuchsanstalt für Luft- und Raumfahrt Köln: Forschungsbericht. Wiss. Berichtswesen d. DFVLR, 1988. [Online]. Available: <https://books.google.com.br/books?id=4rKaGwAACAAJ>
- [26] I. Baldin, A. Nikolich, J. Griffioen, I. I. S. Monga, K.-C. Wang, T. Lehman, and P. Ruth, "FABRIC: A national-scale programmable experimental network infrastructure," *IEEE Internet Computing*, vol. 23, no. 6, pp. 38–47, 2019.